



# 2017-2018 Terrier Game Notes VS.



## St. Francis Brooklyn (3-8, 0-0 NEC)

### @ Saint Peter's (5-5, 0-0 MAAC)

Dec. 23, 2017, 2pm

#### Setting The Scene

The host St. Francis Brooklyn Terriers coasted to an 88-67 non-conference victory against the SUNY Maritime Privateers, on Saturday afternoon at the Pope Physical Education Center.

Freshman guards Jalen Jordan (18 points, 3 steals), Josh Nicholas (14 points, 5 steals), and Chauncey Hawkins (11 points) combined for 43 points to pace the Terrier attack. Sophomore forward Milija Cosic just missed a "double-double" with 10 points and added a team-high 9 rebounds.

St. Francis Brooklyn led 56-29 at halftime and would lead by as many as 30 points early in the second half before Maritime (3-5) went on a late run.

The visitors took their final lead of the contest at 6-5 after Patrick MacDonald hit a jumper at the 17:12 mark. The Terriers ripped off 10 straight points to move ahead 15-6 with 14:40 remaining. Junior center Joshua Nurse opened the stretch with a free throw and then Jordan, Cosic, and Nicholas recorded consecutive 3-point plays.

Maritime was still within single-figures at 22-13 with 10:55 left in the opening half, however, the Red & Blue went on a 12-2 spurt to extend their lead to 34-15 at the 8:29 mark. Cosic opened the run with a bucket inside the paint and Hawkins capped it with an acrobatic conventional three-point play.

Isaiah Hayes (17 points) was able to bring the visitors within 34-19 at the 7:38 mark but the Terriers dominated the final minutes of the stanza, outscoring Maritime by a 27-10 count to grab the 27-point halftime advantage.

Senior forward Jagos Lasic provided the hosts with their largest lead of the game after his trifecta gave the Terriers a 59-29 lead with 19:43 remaining in the game.

The visitors would get as close as 19 points, 84-65, after Chris Ruscillo hit a three with just 1:45 left in the contest.

St. Francis Brooklyn shot 40.3 percent overall as they made 27-of-67 attempts, were 8-for-19 (42.1 percent) from long-range, and made 26-of-41 (63.4 percent) from the charity-stripe.

Maritime shot at a 41.8 percent clip making 23-of-55 attempts, including 4-for-14 (28.6 percent) from behind the arc.

The Terriers scored 30 points off 19 Privateer miscues and outscored the visitors by a 21-2 count on second-chance points, outrebounding them 50-37.

#### Saint Peter's

The Peacocks are 3-0 against the NEC this season with wins against FDU, Sacred Heart, and LIU Brooklyn. Nick Griffin averages 15.8 ppg. and has a team-high 23 treys. Davauhnte Turner is adding 11.5 ppg. and 4.9 rpg.

#### All-Time vs. the Peacocks:

The Terriers are 26-33 all-time against Saint Peter's. Last Win: 90-83 (2001-2002); Last Loss: 56-45 (2016-17)

#### Halfway to a Grand

Dunn went over the 500 point mark for his career against Fordham on Dec. 9th. The sophomore already has scored 20 or more points three times this season and is currently 16th in the NEC in scoring at 13.2 ppg.

#### The Dunk

Freshman guard Josh Nicholas completed a ferocious windmill dunk against Notre Dame and the play made ESPN Sports Center's #3 play-of-the-day. It was the first time a Terrier has ever pulled off a Sports Center Top-10 play.



#### Jalen Jordan Named NEC Rookie of the Week

St. Francis Brooklyn freshman shooting guard Jalen Jordan was named the Northeast Conference Rookie of the Week on November 20th. Jordan looks to be the latest in a long line of terrific guards in recent years who have suited up for the Terriers. He poured in 22 points, including a 6-11 afternoon from outside the arc, and added four rebounds and a steal in St. Francis Brooklyn's 77-74 win over Brown in its home opener. He also hit a clutch left-corner trifecta with just over a minute remaining to help secure the victory. He ranks fourth in the NEC with 2.67 3's per game and is tied for 15th in the league at 12.8 ppg.

## 2017-18 Schedule

November		
11	@ Duquesne	L, 70-80
15	@ Manhattan	L, 79-80 (OT)
19	Brown	W, 77-74
	<b>Home Suites Shootout</b>	
24	vs. Navy	L, 76-85
25	vs. Denver	L, 50-60
26	@ Florida Gulf Coast	L, 51-75
30	College of New Rochelle	W, 104-79
December		
3	@ Notre Dame	L, 71-53
9	@ Fordham	L, 76-68
12	Army	L, 76-64
16	SUNY Maritime	W, 88-67
23	@ Saint Peter's	2:00 p.m.
29	@ Sacred Heart	7:00 p.m.
31	Wagner	1:00 p.m.
January		
4	@ Robert Morris	7:00 p.m.
6	@ St. Francis U.	4:00 p.m.
11	Central Connecticut State	7:00 p.m.
13	Sacred Heart	4:00 p.m.
18	Mount St. Mary's	7:00 p.m.
20	Bryant	1:00 p.m.
25	@ Fairleigh Dickinson	7:00 p.m.
27	@ Mount St. Mary's	4:00 p.m.
February		
1	@ Bryant	7:00 p.m.
3	@ Wagner	4:00 p.m.
8	Robert Morris	7:00 p.m.
10	Saint Francis U.	4:00 p.m.
15	LIU Brooklyn	7:00 p.m.
17	Fairleigh Dickinson	4:00 p.m.
22	@ LIU Brooklyn	7:00 p.m.
24	@ Central Connecticut State	3:30 p.m.
28	NEC Quarterfinals	
March		
3	NEC Semifinals	
6	NEC Finals	

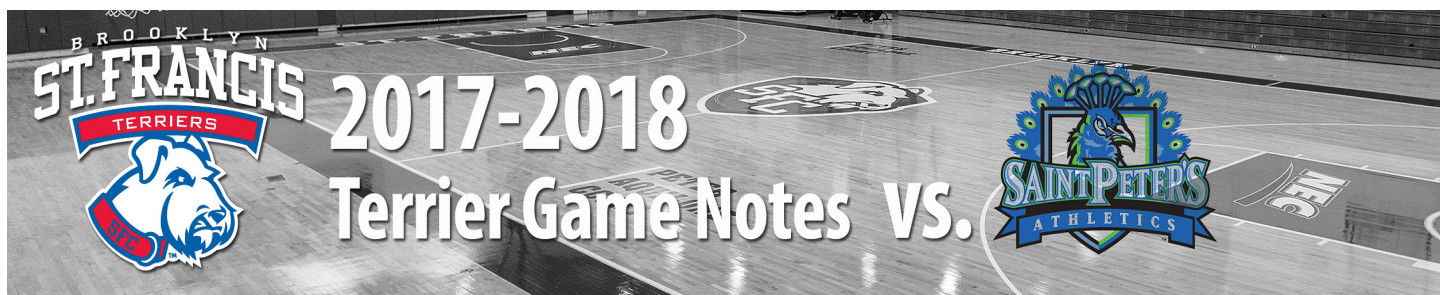
## Quick Hitters

0	Rasheem Dunn, SO	2016-17 NEC All-Rookie Team, 13.2 ppg. this season leads the team...Scored 23 points in the win vs. Brown.
2	Chauncey Hawkins, FR	Scored six points and handed out four assists in the season-opener at Duquesne. Scored a career-best 18 points against CNR and handed out 6 assists.
4	Gunnar Olafsson, SR	Swished 3-of-4 shots for 6 points in just 10 minutes at Duquesne.
5	Yaradyah Evans, FR	Hit a pair of treys for his first career points at Manhattan.
10	Glenn Sanabria, JR	Scored a season-high 19 points against CNR and grabbed a career-best 7 rebounds.
11	Josh Nurse, JR	Has started all nine games that he's appeared in.
13	Keon Williams, JR	Played a season-high 15 minutes at Manhattan
14	Jalen Jordan, FR	NEC Rookie of the Week (11/20/17) after his 22 point performance in the win against Brown...5th in NEC with 2.55 3's per game
15	Josh Nicholas, FR	His ferocious dunk against Notre Dame was the #3 play-of-the-day on ESPN's Sports Center on Dec. 3... Scored 12 points in 31 minutes off the bench at Manhattan...Also had 6 assists and grabbed 5 boards.
20	Cori Johnson, SO	Missed entire 2016-17 season (knee). Saw first career action at the FGCU Tournament over Thanksgiving.
21	Milija Cosic, SO	Scored a career-high 16 points and grabbed 8 boards against CNR.
23	D.J. Porter, SR	Back-to-back "double-double" vs. Manhattan & Brown... tied for 11th in the league in steals (1.45 pg.)
24	Sam Harris, SR	Walk-On
33	Jagos Lasic, SR	Career-High 8 rebounds in season-opener @ Duquesne
40	Bryant Beckford, FR	Walk-On

BROOKLYN TOUGH



@SFBKTerriers @SFBKMbb



#### COLLEGE INFORMATION

Location	Brooklyn Heights, NY
Founded	1859
President	Miguel Martinez-Saenz
Enrollment	2,700
Nickname	Terriers
Colors	Red & Royal
Affiliation	NCAA Division I
Conference	Northeast
Home Court (Capacity)	Pope PE Center (1,200)
School Website	Peter Aquilone Court www.sfc.edu
Athletics Website	www.SFCathletics.com
Twitter	@SFBKTerriers
Facebook	SFCTerriers

#### COACHING STAFF

Head Coach	Glenn Braica
Overall Record at St. Francis	105-126 (8th season)
Overall Career Record	Same
Assistant Coaches	Clive Bentick Ron Ganulin Jamaal Womack
Men's Basketball Phone	(718) 489-5441

#### TEAM INFORMATION

Final 2016-17 Record	4-27
Final 2016-17 NEC Record	2-16
Reg. Season NEC Place	10th
NEC Postseason	Did not qualify
Letterwinners Ret/Lost	7/4
Starters Returning/Lost	3/2

#### TOP RETURNERS

Rasheem Dunn, G	13.1 ppg., NEC All Rookie Team
Glenn Sanabria, G	12.4 ppg., 68 treys

#### KEY PLAYERS LOST

Yunus Hopkinson, G	11.2 ppg.
--------------------	-----------

#### ABOUT THE COLLEGE

St. Francis College, often referred to as St. Francis or SFC, is a private, coeducational college located in Brooklyn Heights, New York, in the United States. The campus comprises five interconnected buildings, occupying half of a city block in Downtown Brooklyn. It was founded in 1859 by friars of the Order of Servants Franciscans, a Franciscan order, as the St. Francis Academy and was the first private school in the Roman Catholic Diocese of Brooklyn. St. Francis College began as a parochial all-boys academy in the City of Brooklyn and has transformed into a small liberal arts college that has 19 academic departments which offer 72 majors and minors.

St. Francis College is a predominantly undergraduate institution, yet does have graduate programs in accounting, project management and psychology. St. Francis has been ranked nationally and regionally by Forbes magazine, Washington Monthly and U.S. News and World Report as one of the top baccalaureate colleges. St. Francis is set in an urban environment and is considered a commuter college. As of 2016, there are 2,700 undergraduates (10% part-time) and 66 graduates (45% part-time). The student to faculty ratio is 18:1 and 43.6% of classes have 20 or fewer students. The 2,900 students that attend St. Francis College come from over 80 countries. St. Francis College has been ranked by the New York Times and Forbes as one of the more diverse colleges in the United States.

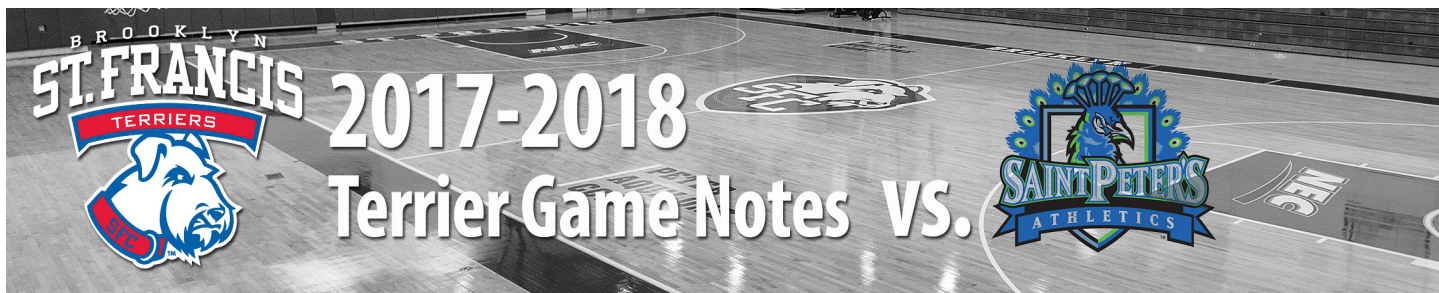
#### ATHLETIC COMMUNICATIONS

##### David Gansell

Director of Athletic Communications  
Men's Basketball Contact  
180 Remsen Street  
Brooklyn Heights, NY 11201  
Office: (718) 489-5369  
Press Row: (718) 489-5412  
Fax: (718) 797-2140  
Cell: (718) 930-4237  
Email: dgansell@sfc.edu  
Twitter: @SFBK\_DG







## St. Francis Brooklyn Men's Basketball History In a Nutshell

The Terriers are one of four original Division I schools NEVER to play in the NCAA Tournament (Army, William & Mary, Citadel) since it began in 1948. The school has played in four NIT Tournaments (1954, 1956, 1963, 2015).

Founded in 1896, the St. Francis men's basketball team is the OLDEST collegiate program in New York City.

With an enrollment of 2,700 and a facility that holds just 1,000 fans (4th smallest in D1), St. Francis Brooklyn is one of the smallest schools in all of NCAA Division I.

St. Francis Brooklyn is a Franciscan college located in downtown Brooklyn. Most are shocked that there is a D1 basketball facility inside the building, which is located on Remsen Street in Brooklyn Heights.

### Post-Season Heartbreak "I know we are Franciscan but this is a bit much"

St. Francis Brooklyn is the lone NEC charter member that has yet to win an NEC title. The Terriers have also played the most games in NEC Tournament history (38) without winning a championship. St. Francis Brooklyn is 10-28 all-time in the NEC Tournament.

The Terriers reached the NEC semifinals five straight seasons from 1999-03. St. Francis reached the league championship game in 2001 (losing to Monmouth, 67-64) and 2003 (losing to Wagner, 78-61). The Terriers won the 2014-2015 NEC regular-season but lost to Robert Morris in the NEC Finals on their home court.

St. Francis Brooklyn last won 20 games in 1998-99 but lost to Mount St. Mary's, 68-66, in the semifinals of the NEC Tournament.

The Terriers won the Northeast Conference regular-season title in 2000-2001 but lost in the championship game to Monmouth despite holding a 20-point lead with 14 minutes to go in the contest.

St. Francis Brooklyn won a share of the NEC regular-season crown with Monmouth in 2003-04, but lost to Central Connecticut State in the NEC quarterfinals.

In the 2014 NEC quarterfinals, the Terriers led Mount St. Mary's by 17 points in the second-half but eventually lost on a 3-point shot at the buzzer. To make things worse, the Mountaineers put 6 players on the court by mistake and stole an inbound pass which led to a basket with less than 30 seconds left. The officials never caught the violation. Mount went on to win the conference championship game and play in the NCAA play-in game.

## NEC Preseason Coaches Poll

1. Saint Francis U (9)
2. Fairleigh Dickinson (1)
3. Wagner
4. Mount St. Mary's
5. Sacred Heart
6. LIU Brooklyn
7. Robert Morris
8. Bryant
9. Central Connecticut
10. St. Francis Brooklyn



### First place votes in parentheses

#### Terriers Ink Two During Early Signing Period

St. Francis Brooklyn head men's basketball coach Glenn Braica announced the addition of a pair of standout student-athletes to national letters of intent during the early signing period. Guard Larry Moreno (Brooklyn Law & Tech) and center Christian Rohlehr (Jefferson Community College) will join the Terrier program for the 2018-2019 campaign.

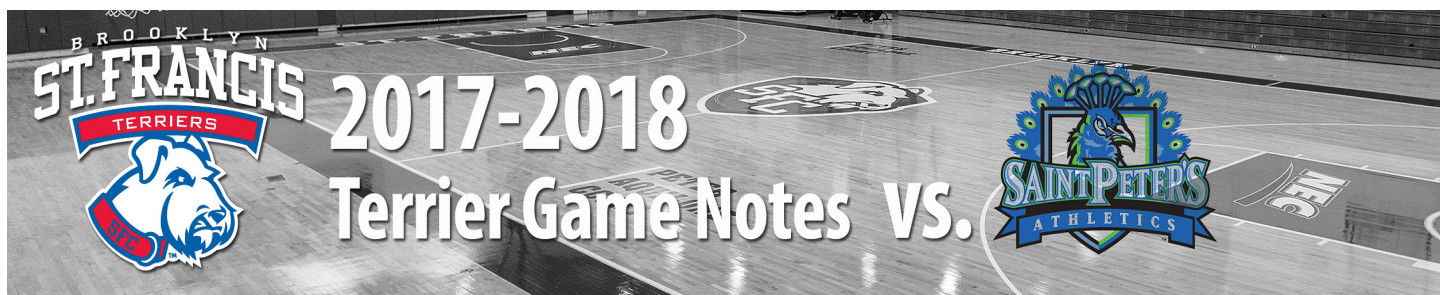
"Both players have tremendous potential and fit in well with our program," Braica stated. "They come from two programs that we trust and we appreciate their confidence in us."

The 6-foot-0 Moreno is his school's all-time leading scorer with 1,330 points at Brooklyn Law & Tech. Last season, he averaged 20.4 points, 6.4 rebounds and 4.6 assists per game, and led his team to the Public Schools Athletic League "A" championship game. He was named to the First Team All-State squad and was as a First Team All-Brooklyn pick by the state federation last year. In addition, he was named a First Team All-Brooklyn performer by the Brooklyn Courier. Moreno was also named the Most Valuable Player of the Hersch Classic in 2016.

"Larry is a true New York city guard who plays both backcourt positions and can really score," Braica said. "He's got the ability to create shots for himself and for his teammates, can shoot the three and puts up points very quickly. We feel that he can be a dynamic player in the Northeast Conference as he gets stronger and gains experience."

Last season as a sophomore, the 6-foot-10, 240 pound Rohlehr averaged 20.1 points, 9.0 rebounds, and 6.0 blocks per game at Jefferson Community College in Watertown, New York. A native of Ajax, Ontario, Canada, he was selected to the First Team All Midstate Conference and was a First Team All-Region III performer. Rohlehr led the NJCAA (Division III) in blocked shots for the second consecutive year and was third in field goal percentage (67.2) last season. Last season, he made the All Midstate Conference Second Team and was a Third Team All-Region III performer as a freshman.

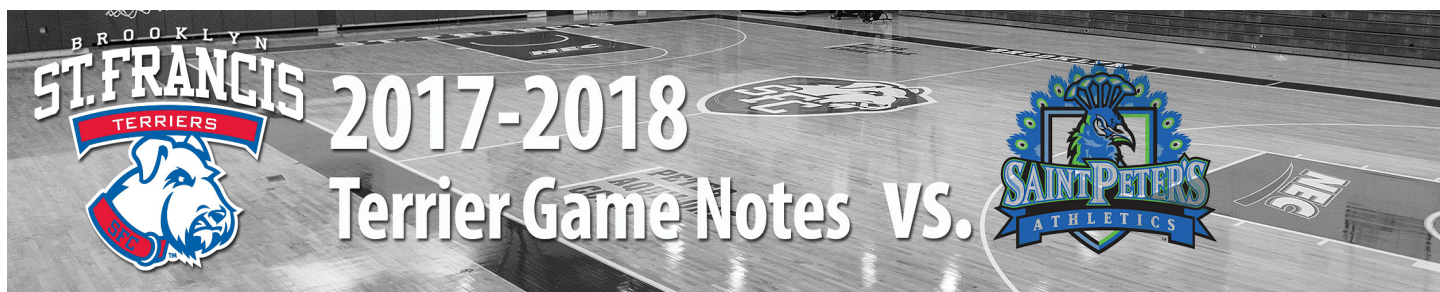
"Christian comes from the same junior college as one of our former stars, Steven Howard," Braica explained. "We expect him to be a rim protector for us. He's got excellent hands, is a good rebounder, and has the ability to score in the post. We feel that he's got a lot of upside after picking up the game of basketball at the age of 15."



## St. Francis Brooklyn's Record When

Overall		SFBK commits 15 or more turnovers	1-5
Home	3-1	SFBK commits 10 or more turnovers	2-6
Away	0-5	SFBK commits less than 10 turnovers	1-1
Neutral	0-2		
vs. NEC	0-0	SFBK outrebounds opponent	3-0
Home	0-0	SFBK outrebounds/equal opponents	2-0
Away	0-0	Opponent outrebounds SFBK	0-8
Against Nationally Ranked Opp.	0-1		
In Overtime	0-1	SFBK scores 100 or more points	1-0
		SFBK scores 90-99 points	0-0
Leading at halftime	3-3	SFBK scores 80-89 points	1-0
Tied at halftime	0-1	SFBK scores 70-79 points	1-3
Trailing at halftime	0-4	SFBK scores 60-69 points	0-2
		SFBK scores 50-59 points	0-3
Games decided by 1-9 points	0-3		
Games decided by 3 points or less	1-0	Opponent scores 80-89 points	0-3
Games decided by 4-5 points	0-0	Opponent scores 70-79 points	2-4
Games decided by 6-9 points	0-1	Opponent scores 60-69 points	1-1
Games decided by 10-plus points	1-5		
Games decided by 20-plus points	2-1		
SFBK shoots 45% or better	1-3	0-1 player in double-figures	0-2
SFBK shoots less than 45%	2-5	2 players in double-figures	0-1
		3 players in double-figures	1-2
		4 players in double-figures	2-2
Opponent shoots 45% or better	1-5	5 players in double-figures	0-1
Opponent shoots less than 45%	2-3		
		In November	2-5
SFBK shoots better than opponent	2-3	In December	1-3
Opponent shoots better than SFBK	1-5	In January	0-0
SFBK shoots equal to their opponent	0-0	In February	0-0
		In March	0-0
SFBK has more FT attempts	1-2		
Opponent has more/equal FT attempts	2-5	On Monday	0-0
		On Tuesday	0-1
SFBK makes 8 or more 3-pointers	3-3	On Wednesday	0-1
SFBK makes 7 or less 3-pointers	0-5	On Thursday	1-0
		On Friday	0-1
When SFBK forces 12 or fewer turnovers	2-4	On Saturday	1-3
When SFBK forces 15 or more turnovers	2-4	On Sunday	1-2





**THE STAT CREW SYSTEM**  
**St. Francis Brooklyn Combined Team Statistics (as of Dec 16, 2017)**  
**All games**

<b>RECORD:</b>	<b>OVERALL</b>	<b>HOME</b>	<b>AWAY</b>	<b>NEUTRAL</b>
ALL GAMES	3-8	3-1	0-5	0-2
CONFERENCE	0-0	0-0	0-0	0-0
NON-CONFERENCE	3-8	3-1	0-5	0-2

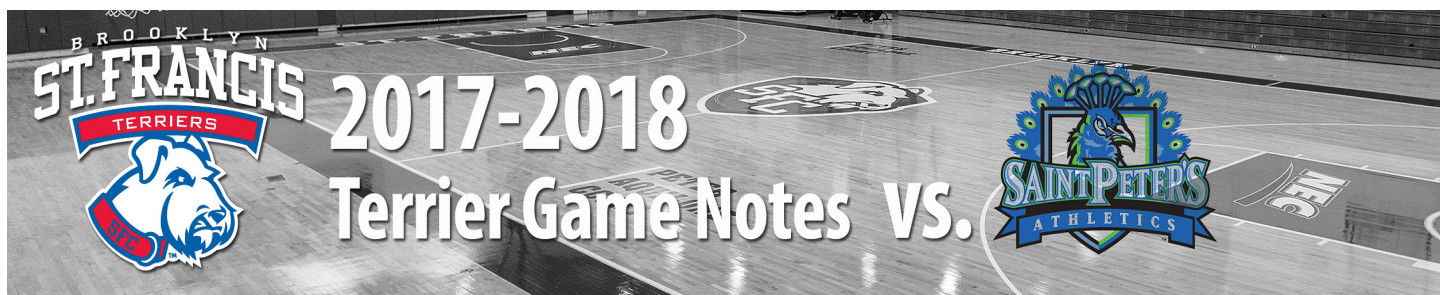
#	Player	gp-gs	min	avg	Total		3-Point		F-Throw		Rebounds				pf	dq	a	to	blk	stl	pts	avg
					fg-fga	fg%	3fg-fga	3fg%	ft-fa	ft%	off	def	tot	avg								
14	JORDAN, Jalen	11-11	294	26.7	46-102	.451	28-63	.444	26-34	.765	8	17	25	2.3	19	0	11	18	1	8	146	13.3
00	DUNN, Rasheem	10-9	260	26.0	46-110	.418	9-39	.231	31-39	.795	8	34	42	4.2	22	1	22	21	1	8	132	13.2
10	SANABRIA, Glenn	9-9	241	26.8	29-81	.358	14-47	.298	5-13	.385	7	20	27	3.0	19	0	22	7	4	8	77	8.6
15	NICHOLAS, Josh	11-0	225	20.5	30-65	.462	14-29	.483	10-18	.556	11	15	26	2.4	25	0	10	8	4	14	84	7.6
23	PORTER, Darelle	11-2	223	20.3	29-67	.433	5-21	.238	20-26	.769	16	49	65	5.9	33	1	10	14	7	16	83	7.5
21	COSIC, Milija	10-2	182	18.2	23-55	.418	0-7	.000	24-33	.727	21	20	41	4.1	23	0	3	14	1	6	70	7.0
02	HAWKINS, Chauncey	11-2	231	21.0	21-72	.292	3-30	.100	19-26	.731	5	13	18	1.6	24	1	24	18	3	7	64	5.8
20	JOHNSON, Cori	7-0	71	10.1	8-25	.320	0-0	.000	10-16	.625	8	15	23	3.3	13	0	3	8	7	1	26	3.7
04	OLAFSSON, Gunnar	6-0	56	9.3	10-15	.667	0-1	.000	0-0	.000	5	6	11	1.8	4	0	0	3	0	0	20	3.3
33	LASIC, Jagos	11-8	153	13.9	10-24	.417	4-10	.400	8-9	.889	4	26	30	2.7	18	0	3	11	2	10	32	2.9
13	WILLIAMS, Keon	7-3	93	13.3	3-13	.231	1-9	.111	5-9	.556	0	11	11	1.6	9	0	2	4	1	2	12	1.7
05	EVANS, Yaradyah	11-0	98	8.9	6-19	.316	3-12	.250	3-5	.600	2	17	19	1.7	16	0	3	11	1	4	18	1.6
11	NURSE, Josh	9-9	88	9.8	5-12	.417	0-0	.000	3-6	.500	5	13	18	2.0	16	0	5	7	1	3	13	1.4
40	BECKFORD, Bryant	4-0	6	1.5	1-1	1.000	0-0	.000	1-2	.500	0	1	1	0.3	1	0	0	0	0	0	3	0.8
24	HARRIS, Sam	4-0	4	1.0	0-1	.000	0-0	.000	0-0	.000	0	0	0	0.0	0	0	0	0	0	0	0	0.0
Team											13	19	32				7					
Total.....		11	2225		267-662	.403	81-268	.302	165-236	.699	113	276	389	35.4	242	3	118	151	33	87	780	70.9
Opponents.....		11	2225		281-633	.444	60-195	.308	201-284	.708	120	322	442	40.2	199	-	131	162	32	66	823	74.8

TEAM STATISTICS	SFBK	OPP
SCORING	780	823
Points per game	70.9	74.8
Scoring margin	-3.9	-
FIELD GOALS-ATT	267-662	281-633
Field goal pct	.403	.444
3 POINT FG-ATT	81-268	60-195
3-point FG pct	.302	.308
3-pt FG made per game	7.4	5.5
FREE THROWS-ATT	165-236	201-284
Free throw pct	.699	.708
F-Throws made per game	15.0	18.3
REBOUNDS	389	442
Rebounds per game	35.4	40.2
Rebounding margin	-4.8	-
ASSISTS	118	131
Assists per game	10.7	11.9
TURNOVERS	151	162
Turnovers per game	13.7	14.7
Turnover margin	+1.0	-
Assist/turnover ratio	0.8	0.8
STEALS	87	66
Steals per game	7.9	6.0
BLOCKS	33	32
Blocks per game	3.0	2.9
ATTENDANCE	1555	16738
Home games-Avg/Game	4-389	5-3254
Neutral site-Avg/Game	-	2-234

Date	Opponent		Score	Att.
11/11/17	at Duquesne	L	70-80	1833
11/15/17	at Manhattan	Lot	79-80	1018
11/19/17	BRWN	W	77-74	513
11/24/17	vs Navy	L	76-85	267
11/25/17	vs Denver	L	50-60	202
11/26/17	at FGCU	L	51-75	2929
11/30/17	CNR-MBB	W	104-79	320
12/3/17	at Notre Dame	L	53-71	8911
12/09/17	at Fordham	L	68-76	1578
12/12/17	ARMY	L	64-76	475
12/16/17	MARITIME	W	88-67	247

\* - Conference game

Score by Periods	1st	2nd	OT	Totals
St. Francis Brooklyn	375	393	12	780
Opponents	378	432	13	823



**THE STAT CREW SYSTEM**  
**St. Francis Brooklyn Team Game-by-Game (as of Dec 19, 2017)**  
**All games**

TEAM STATISTICS

Opponent	Date	Score		Total		3-Pointers		Free throws		Rebounds				pf	a	t/o	blk	stl	pts	avg
				fg-fga	pct	3fg-fga	pct	ft-fa	pct	off	def	tot	avg							
at Duquesne	11/11/17	70-80	L	26-65	.400	5-19	.263	13-16	.813	14	24	38	38.0	26	13	12	3	5	70	70.0
at Manhattan	11/15/17	79-80	Lot	26-55	.473	10-31	.323	17-27	.630	8	24	32	35.0	35	13	18	3	13	79	74.5
BRWN	11/19/17	77-74	W	29-62	.468	10-27	.370	9-17	.529	8	28	36	35.3	18	12	12	2	6	77	75.3
vs Navy	11/24/17	76-85	L	25-52	.481	9-24	.375	17-22	.773	5	19	24	32.5	26	8	16	4	12	76	75.5
vs Denver	11/25/17	50-60	L	12-56	.214	6-32	.188	20-23	.870	7	18	25	31.0	20	5	5	1	5	50	70.4
at FGCU	11/26/17	51-75	L	19-52	.365	4-21	.190	9-18	.500	4	22	26	30.2	17	5	14	3	6	51	67.2
CNR-MBB	11/30/17	104-79	W	38-86	.442	10-32	.313	18-22	.818	26	35	61	34.6	18	20	9	4	7	104	72.4
at Notre Dame	12/3/17	53-71	L	19-60	.317	6-23	.261	9-12	.750	12	25	37	34.9	21	10	16	3	2	53	70.0
at Fordham	12/09/17	68-76	L	24-51	.471	9-20	.450	11-16	.688	5	24	29	34.2	18	13	18	0	7	68	69.8
ARMY	12/12/17	64-76	L	22-56	.393	4-20	.200	16-22	.727	7	24	31	33.9	18	8	16	5	10	64	69.2
MARITIME	12/16/17	88-67	W	27-67	.403	8-19	.421	26-41	.634	17	33	50	35.4	25	11	15	5	14	88	70.9
St. Francis Brooklyn		780		267-662	.403	81-268	.302	165-236	.699	113	276	389	35.4	242	118	151	33	87	780	70.9
Opponents		823		281-633	.444	60-195	.308	201-284	.708	120	322	442	40.2	199	131	162	32	66	823	74.8

Games played: 11

Points/game: 70.9

FG Pct: 40.3

3FG Pct: 30.2

FT Pct: 69.9

Rebounds/game: 35.4

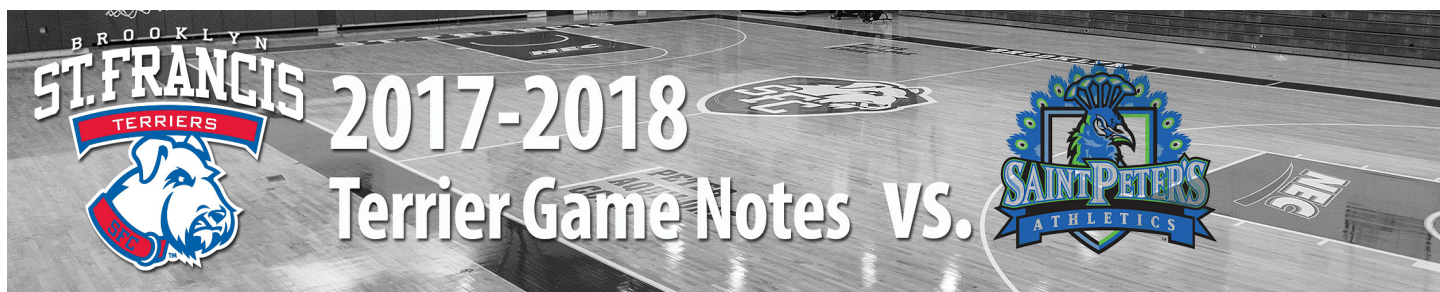
Assists/game: 10.7

Turnovers/game: 13.7

Assist/turnover ratio: 0.8

Steals/game: 7.9





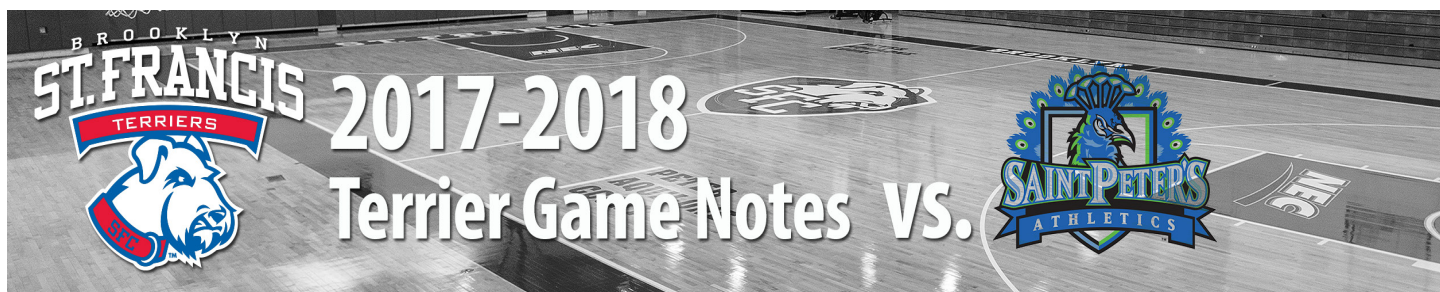
**THE STAT CREW SYSTEM**  
**St. Francis Brooklyn Opponent Game-by-Game (as of Dec 19, 2017)**  
**All games**

OPPONENT STATISTICS

Opponent	Date	Score		Total		3-Pointers		Free throws		Rebounds				pf	a	t/o	blk	stl	pts	avg
				fg-fga	pct	3fg-fga	pct	ft-fta	pct	off	def	tot	avg							
at Duquesne	11/11/17	70-80	L	23-59	.390	3-26	.115	31-45	.689	18	28	46	46.0	17	7	9	6	6	80	80.0
at Manhattan	11/15/17	79-80	Lot	26-56	.464	3-9	.333	25-38	.658	11	28	39	42.5	26	12	19	2	9	80	80.0
BRWN	11/19/17	77-74	W	24-52	.462	7-21	.333	19-22	.864	3	30	33	39.3	14	9	16	1	5	74	78.0
vs Navy	11/24/17	76-85	L	30-56	.536	6-12	.500	19-27	.704	13	25	38	39.0	17	15	18	0	5	85	79.8
vs Denver	11/25/17	50-60	L	20-49	.408	5-15	.333	15-22	.682	14	40	54	42.0	19	6	18	2	1	60	75.8
at FGCU	11/26/17	51-75	L	29-61	.475	3-7	.429	14-19	.737	12	31	43	42.2	15	15	11	1	4	75	75.7
CNR-MBB	11/30/17	104-79	W	25-70	.357	10-32	.313	19-25	.760	12	24	36	41.3	23	9	11	5	4	79	76.1
at Notre Dame	12/3/17	53-71	L	24-58	.414	3-14	.214	20-29	.690	14	29	43	41.5	10	10	10	6	9	71	75.5
at Fordham	12/09/17	68-76	L	28-59	.475	5-22	.227	15-20	.750	10	25	35	40.8	14	14	12	3	13	76	75.6
ARMY	12/12/17	64-76	L	29-58	.500	11-23	.478	7-12	.583	9	29	38	40.5	18	21	19	1	8	76	75.6
MARITIME	12/16/17	88-67	W	23-55	.418	4-14	.286	17-25	.680	4	33	37	40.2	26	13	19	5	2	67	74.8
Opponents		823		281-633	.444	60-195	.308	201-284	.708	120	322	442	40.2	199	131	162	32	66	823	74.8
St. Francis Brooklyn		780		267-662	.403	81-268	.302	165-236	.699	113	276	389	35.4	242	118	151	33	87	780	70.9

Games played: 11  
Points/game: 74.8  
FG Pct: 44.4  
3FG Pct: 30.8  
FT Pct: 70.8

Rebounds/game: 40.2  
Assists/game: 11.9  
Turnovers/game: 14.7  
Assist/turnover ratio: 0.8  
Steals/game: 6.0  
Blocks/game: 2.9



**THE STAT CREW SYSTEM**  
**St. Francis Brooklyn Opponent Game-by-Game (as of Dec 19, 2017)**  
**All games**

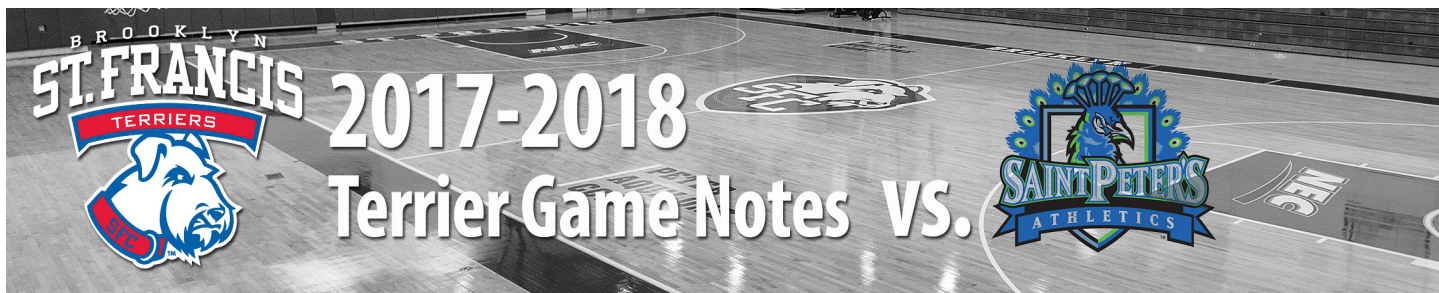
OPPONENT STATISTICS

Opponent	Date	Score		Total		3-Pointers		Free throws		Rebounds				pf	a	t/o	blk	stl	pts	avg
				fg-fga	pct	3fg-fga	pct	ft-fta	pct	off	def	tot	avg							
at Duquesne	11/11/17	70-80	L	23-59	.390	3-26	.115	31-45	.689	18	28	46	46.0	17	7	9	6	6	80	80.0
at Manhattan	11/15/17	79-80	Lot	26-56	.464	3-9	.333	25-38	.658	11	28	39	42.5	26	12	19	2	9	80	80.0
BRWN	11/19/17	77-74	W	24-52	.462	7-21	.333	19-22	.864	3	30	33	39.3	14	9	16	1	5	74	78.0
vs Navy	11/24/17	76-85	L	30-56	.536	6-12	.500	19-27	.704	13	25	38	39.0	17	15	18	0	5	85	79.8
vs Denver	11/25/17	50-60	L	20-49	.408	5-15	.333	15-22	.682	14	40	54	42.0	19	6	18	2	1	60	75.8
at FGCU	11/26/17	51-75	L	29-61	.475	3-7	.429	14-19	.737	12	31	43	42.2	15	15	11	1	4	75	75.7
CNR-MBB	11/30/17	104-79	W	25-70	.357	10-32	.313	19-25	.760	12	24	36	41.3	23	9	11	5	4	79	76.1
at Notre Dame	12/3/17	53-71	L	24-58	.414	3-14	.214	20-29	.690	14	29	43	41.5	10	10	10	6	9	71	75.5
at Fordham	12/09/17	68-76	L	28-59	.475	5-22	.227	15-20	.750	10	25	35	40.8	14	14	12	3	13	76	75.6
ARMY	12/12/17	64-76	L	29-58	.500	11-23	.478	7-12	.583	9	29	38	40.5	18	21	19	1	8	76	75.6
MARITIME	12/16/17	88-67	W	23-55	.418	4-14	.286	17-25	.680	4	33	37	40.2	26	13	19	5	2	67	74.8
Opponents		823		281-633	.444	60-195	.308	201-284	.708	120	322	442	40.2	199	131	162	32	66	823	74.8
St. Francis Brooklyn		780		267-662	.403	81-268	.302	165-236	.699	113	276	389	35.4	242	118	151	33	87	780	70.9

Games played: 11  
Points/game: 74.8  
FG Pct: 44.4  
3FG Pct: 30.8  
FT Pct: 70.8

Rebounds/game: 40.2  
Assists/game: 11.9  
Turnovers/game: 14.7  
Assist/turnover ratio: 0.8  
Steals/game: 6.0  
Blocks/game: 2.9





**Official Basketball Box Score -- Game Totals -- Final Statistics**  
**St. Francis Brooklyn vs Duquesne**  
**11/11/17 5:30pm at A.J. Palumbo Center**

**St. Francis Brooklyn 70 • 0-1**

#	Player	Total		3-Ptr		Rebounds			PF	TP	A TO Blk Stl				Min
		FG-FGA	FG-FGA	FT-FTA	FT-FTA	Off	Def	Tot			A	TO	Blk	Stl	
11	NURSE, Josh	f	0-2	0-0	0-0	1	0	1	0	0	0	1	0	0	5
33	LASIC, Jagos	f	1-4	0-1	2-2	2	6	8	3	4	1	1	1	1	22
00	DUNN, Rasheem	g	7-13	1-5	6-7	1	4	5	4	21	0	0	0	1	30
10	SANABRIA, Glenn	g	2-12	2-5	0-0	2	1	3	4	6	2	0	1	0	26
14	JORDAN, Jalen	g	5-10	2-5	2-2	2	3	5	2	14	2	2	0	0	24
02	HAWKINS, Chauncey		2-8	0-2	2-4	2	1	3	3	6	4	3	1	1	28
04	OLAFSSON, Gunnar		3-4	0-0	0-0	0	0	0	1	6	0	1	0	0	10
05	EVANS, Yaradyah		0-0	0-0	0-0	0	2	2	3	0	2	0	0	0	6
13	WILLIAMS, Keon		0-1	0-1	0-0	0	1	1	0	0	0	1	0	0	11
15	NICHOLAS, Josh		0-0	0-0	0-0	0	0	0	0	0	0	0	0	0	2
21	COSIC, Milija		2-6	0-0	0-0	2	2	4	3	4	1	1	0	1	20
23	PORTER, Darelle		4-5	0-0	1-1	1	1	2	3	9	1	0	0	1	16
Team						1	3	4			2				
Totals			26-65	5-19	13-16	14	24	38	26	70	13	12	3	5	200

FG % 1st Half: 11-29 37.9% 2nd half: 15-36 41.7% Game: 26-65 40.0%  
 3FG % 1st Half: 2-9 22.2% 2nd half: 3-10 30.0% Game: 5-19 26.3%  
 FT % 1st Half: 8-10 80.0% 2nd half: 5-6 83.3% Game: 13-16 81.3%

**Duquesne 80 • 1-0**

#	Player	Total		3-Ptr		Rebounds			PF	TP	A TO Blk Stl				Min
		FG-FGA	FG-FGA	FT-FTA	FT-FTA	Off	Def	Tot			A	TO	Blk	Stl	
02	JAMES, Eric	f	1-4	0-3	1-2	3	4	7	2	3	2	2	1	0	15
55	ROBINSON, Jordan	c	0-3	0-0	2-4	1	4	5	3	2	0	1	0	1	24
01	LEWIS II, Mike	g	2-13	0-9	9-9	1	2	3	3	13	0	1	0	0	37
03	SMITH, Tarin	g	6-11	4-4	6-8	1	2	3	1	18	3	2	1	1	35
04	CASTRO-CANEDDY, Re	g	8-15	2-5	4-6	1	1	2	1	22	1	1	0	4	37
25	VERHOEVEN, Tydus		1-3	0-0	0-0	3	1	4	5	2	0	0	3	0	19
34	KRATHOLM, Nicholas		1-1	0-0	1-2	0	2	2	0	3	0	0	0	0	7
50	WILLIAMS JR, Eric		4-9	1-5	8-8	3	9	12	2	17	1	1	1	0	26
Team						5	3	8			1				
Totals			23-59	3-26	31-45	18	28	46	17	80	7	9	6	2	200

FG % 1st Half: 8-28 28.6% 2nd half: 15-31 48.4% Game: 23-59 39.0%  
 3FG % 1st Half: 1-12 8.3% 2nd half: 2-14 14.3% Game: 3-26 11.5%  
 FT % 1st Half: 15-25 60.0% 2nd half: 16-20 80.0% Game: 31-45 68.9%

Officials: Tim Comer, Brian Dorsey, JW Lucas  
 Technical fouls: St. Francis Brooklyn-None. Duquesne-None.  
 Attendance: 1833

Score by periods	1st	2nd	Total
St. Francis Brooklyn	32	38	70
Duquesne	32	48	80

**Official Basketball Box Score -- Game Totals -- Final Statistics**  
**BRWN vs St. Francis Brooklyn**  
**11/19/17 1:06 pm at Brooklyn Heights, NY**

**BRWN 74 • 2-1**

#	Player	Total		3-Ptr		Rebounds			PF	TP	A TO Blk Stl				Min
		FG-FGA	FG-FGA	FT-FTA	FT-FTA	Off	Def	Tot			A	TO	Blk	Stl	
02	Anderson, Brandon	*	6-12	2-5	7-8	0	4	4	3	21	3	8	0	1	32
05	Howard, Joshua	*	3-6	2-3	0-0	1	6	7	1	8	0	1	1	2	30
20	Hunsaker, Zach	*	5-10	0-4	5-5	0	7	7	3	15	4	3	0	1	32
24	Cambridge, Desmond	*	4-11	2-6	0-0	0	4	4	1	10	1	1	0	1	26
44	DeWolf, Matt	*	1-2	0-0	2-2	0	4	4	1	4	0	0	0	0	14
00	Massey, Jason		1-2	0-0	1-2	1	0	1	0	3	1	0	0	0	13
01	Fuller, Travis		2-4	0-1	2-3	0	2	2	3	6	0	0	0	0	20
04	Okolie, Obi		0-0	0-0	0-0	0	0	0	0	0	0	0	0	0	4
10	Erebor, David		0-0	0-0	0-0	0	0	0	0	0	0	0	0	0	0
11	Sullivan, Chris		1-2	1-2	0-0	0	0	0	0	3	0	0	0	0	12
25	Choh, Tamenang		1-3	0-0	2-2	0	1	1	2	4	0	1	0	0	17
Team						1	2	3			2				
Totals			24-52	7-21	19-22	3	30	33	14	74	9	16	1	5	200

FG % 1st Half: 12-22 54.5% 2nd half: 12-30 40.0% Game: 24-52 46.2%  
 3FG % 1st Half: 3-8 37.5% 2nd half: 4-13 30.8% Game: 7-21 33.3%  
 FT % 1st Half: 7-9 77.8% 2nd half: 12-13 92.3% Game: 19-22 86.4%

**St. Francis Brooklyn 77 • 1-2**

#	Player	Total		3-Ptr		Rebounds			PF	TP	A TO Blk Stl				Min
		FG-FGA	FG-FGA	FT-FTA	FT-FTA	Off	Def	Tot			A	TO	Blk	Stl	
00	DUNN, Rasheem	*	8-18	1-5	6-7	2	4	6	0	23	6	4	0	1	33
10	SANABRIA, Glenn	*	3-6	1-4	2-6	0	4	4	3	9	1	0	0	1	20
11	NURSE, Josh	*	0-0	0-0	0-0	0	1	1	1	0	0	1	0	0	4
14	JORDAN, Jalen	*	8-15	6-11	0-1	2	2	4	2	22	0	4	0	1	37
23	PORTER, Darelle	*	5-10	1-4	0-1	1	9	10	4	11	0	1	1	0	29
02	HAWKINS, Chauncey		0-5	0-2	0-0	1	0	1	1	0	4	0	0	1	14
04	OLAFSSON, Gunnar		1-2	0-0	0-0	0	0	0	0	2	0	0	0	0	5
05	EVANS, Yaradyah		0-0	0-0	0-0	0	0	0	0	1	0	0	0	0	4
15	NICHOLAS, Josh		3-3	1-1	1-2	1	2	3	2	8	1	0	0	1	18
21	COSIC, Milija		0-2	0-0	0-0	0	1	1	1	0	0	1	0	0	18
33	LASIC, Jagos		1-1	0-0	0-0	0	3	3	3	2	0	1	1	1	18
Team						1	2	3							
Totals			29-62	10-27	9-17	8	28	36	18	77	12	12	2	6	200

FG % 1st Half: 17-32 53.1% 2nd half: 12-30 40.0% Game: 29-62 46.8%  
 3FG % 1st Half: 7-15 46.7% 2nd half: 3-12 25.0% Game: 10-27 37.0%  
 FT % 1st Half: 1-2 50.0% 2nd half: 8-15 53.3% Game: 9-17 52.9%

Officials: Tom Courtney, Paul Faia, Steve Ruppenthal  
 Technical fouls: BRWN-None. St. Francis Brooklyn-None.  
 Attendance: 513

Score by periods	1st	2nd	Total
BRWN	34	40	74
St. Francis Brooklyn	42	35	77

**Official Basketball Box Score -- Game Totals -- Final Statistics**  
**St. Francis Brooklyn vs Manhattan**  
**11/15/17 7:03 pm at Riverdale, NY - Draddy Gymnasium**

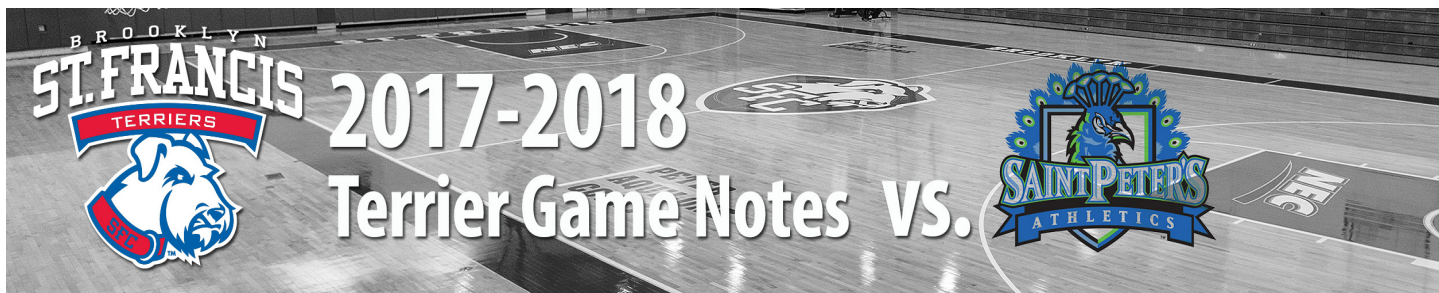
**St. Francis Brooklyn 79 • 0-2**

#	Player	Total		3-Ptr		Rebounds			PF	TP	A TO Blk Stl				Min
		FG-FGA	FG-FGA	FT-FTA	FT-FTA	Off	Def	Tot			A	TO	Blk	Stl	
13	WILLIAMS, Keon	f	1-2	0-1	0	0	0	0	2	3	0	0	0	0	15
33	LASIC, Jagos	f	0-2	0-1	3-4	0	5	5	4	3	1	2	0	3	33
00	DUNN, Rasheem	g	4-8	1-3	4-6	0	2	2	5	13	1	1	1	0	20
10	SANABRIA, Glenn	g	4-11	2-8	3-5	1	2	3	2	13	3	1	1	0	41
14	JORDAN, Jalen	g	2-4	1-3	0-0	0	1	1	4	5	0	2	0	1	13
02	HAWKINS, Chauncey		1-5	0-3	0-0	0	1	1	5	2	0	3	0	0	17
05	EVANS, Yaradyah		2-4	2-4	0-0	1	1	2	3	6	0	2	0	2	12
15	NICHOLAS, Josh		4-7	3-5	1-3	2	3	5	3	12	6	2	0	1	31
21	COSIC, Milija		4-5	0-0	3-4	1	1	2	4	11	0	2	0	0	12
23	PORTER, Darelle		4-7	0-2	3-4	3	8	11	3	11	2	3	2	5	31
Team						0	0	0							
Totals			26-55	10-31	17-27	8	24	32	35	79	13	18	3	13	225

FG % 1st Half: 13-26 50.0% 2nd half: 10-24 41.7% OT: 3-5 60.0% Game: 26-55 47.3% Deadball  
 3FG % 1st Half: 8-16 50.0% 2nd half: 1-12 8.3% OT: 1-3 33.3% Game: 10-31 32.3% Rebounds  
 FT % 1st Half: 4-8 50.0% 2nd half: 8-10 80.0% OT: 5-9 55.6% Game: 17-27 63.0% 3,1

**Manhattan 80 • 1-0**

#	Player		Total		3-Ptr		Rebounds			PF	TP	A TO Blk Stl				Min
			FG	FGA	FG	FGA	FT	FTA	Off			Def	Tot	A	TO	
14	Crawford, Calvin	f	3-10	1-2	4-6		3	2	5	3	11	2	2	0	1	25
23	Williams, Rich		9-15	1-2	2-3		1	5	6	3	21	0	4	0	0	34
33	Paulicap, Pauly	f	0-2	0-0	5-6		1	4	5	3	5	1	1	2	0	16
11	Walker Jr., Aaron	g	2-5	0-0	4-6		0	3	3	1	8	2	5	0	4	32
22	Capuano, Thomas	g	3-3	0-0	1-3		0	1	1	5	7	1	0	0	1	24
02	Strzala, Patrick		1-3	1-2	0-0		0	1	1	1	3	0	1	0	0	10
03	Turner, Xavier		5-9	0-2	6-8		1	2	3	3	16	2	2	0	1	35
04	Waterman, Zane		3-7	0-1	3-6		2	8	10	4	9	2	4	0	2	41
24	Ebube, Ebube		0-2	0-0	0-0		1	0	1	3	0	2	0	0	0	8
Team							2	2	4							
Totals			26-56	3-9	25-38		11	28	39	26	80	12	19	2	9	225
FG % 1st Half: 10-23 43.5% 2nd half: 12-26 46.2% OT: 4-7 57.1% Game: 26-56 46.4% Deadball																
3FG % 1st Half: 1-3 33.3% 2nd half: 1-4 25.0% OT: 1-2 50.0% Game: 3-9 33.3% Rebounds																
FG % 1st Half: 13-16 81.3% 2nd half: 8-14 57.1% OT: 4-8 50.0% Game: 25-38 65.8% 7																



**Official Basketball Box Score -- Game Totals -- Final Statistics**  
**Denver vs St. Francis Brooklyn**  
**11/25/17 4:00 PM at Alico Arena (Fort Myers, FL)**

**Denver 60 • 2-3**

#	Player	Total			3-Ptr			Rebounds			PF	TP	A TO Blk Stl				Min
		FG-FGA	FG-FGA	FT-FTA	Off	Def	Tot	Off	Def	Tot							
00	Ade Murkey	* 0-4	0-1	2-4	1	7	8	2	2	1	1	2	0	0	0	31	
02	Joe Rosga	* 2-11	2-6	4-4	2	5	7	2	10	1	3	0	0	0	0	34	
05	Jake Pemberton	* 1-2	1-1	0-0	0	2	2	5	3	1	3	0	1	1	13		
11	Jake Krafka	* 1-6	0-3	0-1	2	8	10	3	2	3	3	0	0	0	29		
44	Daniel Amigo	* 10-14	0-1	4-6	7	9	16	3	24	0	4	0	0	0	25		
03	Elvin Rodriguez	* 4-9	1-1	5-7	1	0	1	1	14	0	0	0	0	0	17		
10	Jake Holtzmann	* 1-1	1-1	0-0	0	0	0	0	3	0	1	0	0	0	14		
12	Luke Neff	* 0-1	0-1	0-0	0	2	2	0	0	0	0	0	0	0	10		
24	Christian Mackey	* 1-1	0-0	0-0	0	4	4	0	2	0	2	0	0	0	16		
32	Abiola Akintola	* 0-0	0-0	0-0	0	3	3	0	0	0	1	0	0	0	11		
Team					1	0	1										
Totals		20-49	5-15	15-22	14	40	54	19	60	6	18	2	1	200			

FG % 1st Half: 8-27 29.6% 2nd half: 12-22 54.5% Game: 20-49 40.8%  
3FG % 1st Half: 3-12 25.0% 2nd half: 2-3 66.7% Game: 5-15 33.3%  
FT % 1st Half: 9-11 81.8% 2nd half: 6-11 54.5% Game: 15-22 68.2%

Deadball  
Rebounds  
4

**St. Francis Brooklyn 50 • 1-4**

#	Player	Total			3-Ptr			Rebounds			PF	TP	A TO Blk Stl				Min
		FG-FGA	FG-FGA	FT-FTA	Off	Def	Tot	Off	Def	Tot							
00	DUNN, Rasheem	* 2-11	1-6	4-4	1	5	6	1	9	2	1	0	1	30			
10	SANABRIA, Glenn	* 2-9	2-8	0-0	1	0	1	0	6	0	0	0	0	23			
14	JORDAN, Jalen	* 2-7	1-3	4-4	0	3	3	1	9	0	1	0	1	29			
23	PORTER, Darelle	* 2-8	0-4	3-4	2	4	6	3	7	0	1	0	2	31			
33	LASIC, Jago	* 0-0	0-0	3-3	0	0	0	3	3	0	0	0	1	8			
02	HAWKINS, Chauncey	* 1-8	0-5	0-0	0	2	2	2	2	0	0	0	0	14			
05	EVANS, Yaradyah	* 1-3	1-2	0-0	0	1	1	2	3	0	0	0	0	9			
15	NICHOLAS, Josh	* 2-9	1-4	0-0	1	0	1	2	5	0	0	0	0	22			
20	JOHNSON, Cori	* 0-1	0-0	0-0	0	1	1	2	0	0	1	1	0	6			
21	COSIC, Milija	* 0-0	0-0	6-8	0	0	0	4	6	1	0	0	0	26			
Team					2	2	4										
Totals		12-56	6-32	20-23	7	18	25	20	50	5	5	1	5	200			

FG % 1st Half: 6-30 20.0% 2nd half: 6-26 23.1% Game: 12-56 21.4%  
3FG % 1st Half: 5-20 25.0% 2nd half: 1-12 8.3% Game: 6-32 18.8%  
FT % 1st Half: 12-13 92.3% 2nd half: 8-10 80.0% Game: 20-23 87.0%

Deadball  
Rebounds  
0

Officials: John Hampton (R), Josue Nieves, John Dillon  
Technical fouls: Denver-None. St. Francis Brooklyn-None.  
Attendance: 202  
Homewood Suites FGCU Shootout: Game 3

Score by periods	1st	2nd	Total
Denver	28	32	60
St. Francis Brooklyn	29	21	50

**Official Basketball Box Score -- Game Totals -- Final Statistics**  
**St. Francis Brooklyn vs FGCU**  
**11/26/17 6:00 PM at Alico Arena (Fort Myers, FL)**

**St. Francis Brooklyn 51 • 1-5**

#	Player	Total			3-Ptr			Rebounds			PF	TP	A TO Blk Stl				Min
		FG-FGA	FG-FGA	FT-FTA	Off	Def	Tot	Off	Def	Tot							
00	DUNN, Rasheem	* 5-11	0-3	0-0	0	2	2	1	10	1	3	0	1	29			
10	SANABRIA, Glenn	* 1-6	0-3	0-0	0	1	1	1	2	1	0	0	1	22			
11	NURSE, Josh	* 1-1	0-0	1-2	1	4	5	4	3	2	2	1	0	22			
14	JORDAN, Jalen	* 3-8	2-5	1-2	0	1	1	0	9	0	1	0	0	28			
33	LASIC, Jago	* 0-1	0-0	0-0	0	1	1	0	0	1	0	0	0	4			
02	HAWKINS, Chauncey	* 0-1	0-1	1-3	0	1	1	2	1	1	1	0	0	15			
04	OLAFSSON, Gunnar	* 1-1	0-0	0-0	0	1	1	1	2	0	1	0	0	4			
05	EVANS, Yaradyah	* 1-4	0-2	2-3	0	4	4	1	4	0	1	0	0	20			
13	WILLIAMS, Keon	* 0-1	0-1	1-2	0	1	1	0	1	0	0	0	0	7			
15	NICHOLAS, Josh	* 2-5	0-2	0-0	0	0	0	1	4	0	0	1	1	17			
20	JOHNSON, Cori	* 0-7	0-0	2-4	1	3	4	1	8	0	1	0	1	18			
23	PORTER, Darelle	* 2-6	2-4	1-2	1	1	2	5	7	0	2	1	2	13			
24	HARRIS, Sam	* 0-0	0-0	0-0	0	0	0	0	0	0	0	0	0	1			
40	BECKFORD, Bryant	* 0-0	0-0	0-0	0	0	0	0	0	0	0	0	0	1			
Team					1	2	3										
Totals		19-52	4-21	9-18	4	22	26	17	51	5	14	3	6	200			

FG % 1st Half: 7-26 26.9% 2nd half: 12-26 46.2% Game: 19-52 36.5%  
3FG % 1st Half: 0-11 0.0% 2nd half: 4-10 40.0% Game: 4-21 19.0%  
FT % 1st Half: 4-7 57.1% 2nd half: 5-11 45.5% Game: 9-18 50.0%

Deadball  
Rebounds  
7

**FGCU 75 • 5-2**

#	Player	Total			3-Ptr			Rebounds			PF	TP	A TO Blk Stl				Min
		FG-FGA	FG-FGA	FT-FTA	Off	Def	Tot	Off	Def	Tot							
00	GOODWIN, Brandon	* 2-13	1-4	0-0	0	4	4	1	5	2	2	0	0	27			
05	JOHNSON, Zach	* 3-12	0-1	2-2	0	4	4	0	8	3	1	0	3	28			
11	TERRELL, Christian	* 7-10	2-2	4-4	1	2	3	0	20	0	2	0	0	30			
13	SCOTT Jr, RaySean	* 3-3	0-0	1-1	2	8	10	2	7	2	0	1	0	19			
15	DOYLE, Ricky	* 5-7	0-0	0-0	1	1	2	3	10	3	1	0	1	18			
02	KO, Joshua	* 0-1	0-0	0-0	0	0	0	0	0	0	0	0	0	4			
03	ROGERS, Darnell	* 1-2	1-2	0-0	0	0	0	1	3	1	3	0	0	12			
20	MCADOO, Ryan	* 0-0	0-0	0-2	0	1	1	0	0	0	1	0	0	2			
21	ERNST, Brady	* 0-1	0-0	3-4	0	0	0	1	3	0	0	0	0	19			
23	CARLYLE, Christian	* 1-3	0-0	2-2	0	3	3	4	2	0	0	0	0	19			
33	SIMMONS, Antravious	* 7-9	0-0	1-2	4	3	7	4	15	2	1	0	0	20			
33	MAHONEY, Dolan	* 0-0	0-0	0-0	0	0	0	0	0	0	0	0	0	2			
Team					4	5	9										
Totals		29-61	3-7	14-19	12	31	43	15	75	15	11	1	4	200			

FG % 1st Half: 15-35 42.9% 2nd half: 14-26 53.8% Game: 29-61 47.5%  
3FG % 1st Half: 2-6 33.3% 2nd half: 1-1 100.0% Game: 3-7 42.9%  
FT % 1st Half: 3-4 75.0% 2nd half: 11-15 73.3% Game: 14-19 73.7%

Deadball  
Rebounds  
3

Officials: Landon Brandes (R), Steven Anderson, Andy Nagy  
Technical fouls: St. Francis Brooklyn-None. FGCU-None.  
Attendance: 2929

Homewood Suites FGCU Shootout: Game 6  
FGCU Ranked #13 In CollegeInsider.com Top 25

Score by periods	1st	2nd	Total
St. Francis Brooklyn	18	33	51
FGCU	35	40	75

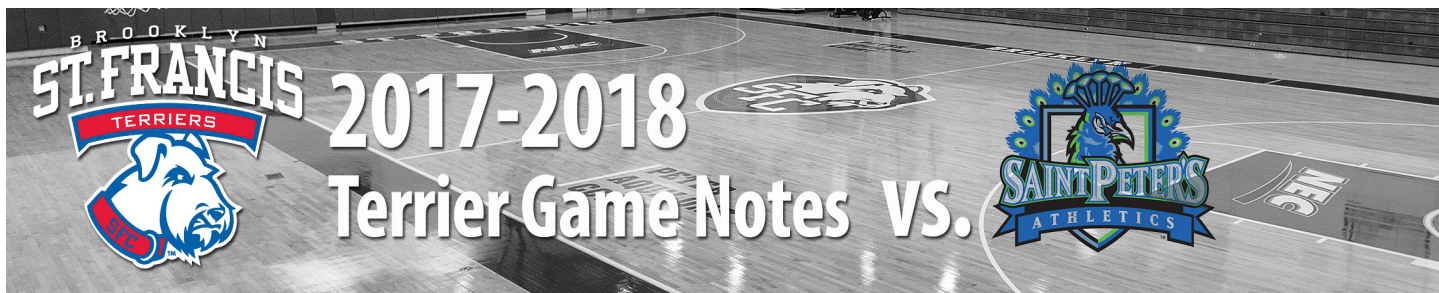
**Official Basketball Box Score -- Game Totals -- Final Statistics**  
**CNR-MBB vs St. Francis Brooklyn**  
**11/30/17 7:03 p.m. at Brooklyn Heights, NY (Pope P.E. Center)**

**CNR-MBB 79 • 1-6**

#	Player	Total			3-Ptr			Rebounds			PF	TP	A TO Blk Stl				Min
		FG-FGA	FG-FGA	FT-FTA	Off	Def	Tot	Off	Def	Tot							
03	Elijah Harris	* 8-19	4-9	7-8	0	6	6	2	27	2	4	0	0	39			
10	Glen O'Loughlin	* 1-2	0-1	0-0	1	1	2	1	2	0	1	0	0	9			
12	Hunter Schenkel	* 6-18	5-12	0-1	1	3	4	5	17	1	1	2	1	36			
15	Kobe Telford	* 1-2	1-1	1-2	2	4	6	2	4	1	2	0	1	20			
33	Matthew Dean	* 1-11	0-6	0-0	3	1	4	2	2	2	1	1	0	28			
04	Jaylin Gray	* 3-5	0-1	10-13	0	2	2	4	16	2	1	0	1	21			
05	Nyle Salley Jr	* 0-0	0-0	0-0	0	0	0	0	0	0	0	0	0	0+			
13	Dante Pulido	* 1-1	0-0	0-0	0	0	0	5	2	1	1	1	0	8			
21	Sekou Sangare	* 0-2	0-0	0-0	1	0	1	0	0	0	0	0	0	0			
23	Chase Rosato	* 0-0	0-0	0-0	0	0	0	0	0	0	0	0	0	1			
32	Justin Rivera	* 4-10	0-2	1-1	3	2	5	2	9	0	0	0	1	34			
44	Anthony Turnbow	* 0-0	0-0	0-0	0	0	0	0	0	0	0	0	0	1			
50	Elijah Robinson	* 0-0	0-0	0-0	0	0	0	0	0	0	0	1	0	3			
Team					1	5	6										
Totals		25-70	10-32	19-25	12	24	36	23	79	9	11	5	4	200			

FG % 1st Half: 10-35 28.6% 2nd half: 15-35 42.9% Game: 25-70 35.7%  
3FG % 1st Half: 3-16 18.8% 2nd half: 7-16 43.8% Game: 10-32 31.3%  
FT % 1st Half: 8-9 88.9% 2nd half: 11-16 68.





**Official Basketball Box Score -- Game Totals -- Final Statistics**  
**St. Francis Brooklyn vs Fordham**  
**12/09/17 3:15 PM at Bronx, N.Y. - Rose Hill Gym**

**St. Francis Brooklyn 68 • 2-7**

#	Player		Total		3-Ptr		Rebounds			PF	TP	A TO Blk Stl				Min
			FG-FGA	FG-FGA	FT-FTA	Off	Def	Total	PF			TP	A	TO	Blk	
11	NURSE, Josh	f	0-1	0-0	0-0	0	0	0	1	0	1	1	0	0	8	
13	WILLIAMS, Keon	f	0-0	0-0	1-2	0	1	1	1	1	0	1	0	1	17	
21	COSIC, Milija	g	0-4	0-3	0-0	1	4	5	1	0	0	2	0	0	14	
00	DUNN, Rasheem	f	8-14	1-3	5-7	1	3	4	1	22	4	3	0	1	30	
14	JORDAN, Jalen	g	5-8	3-5	5-7	0	1	1	1	18	2	2	0	1	28	
02	HAWKINS, Chauncey	g	3-4	1-2	0-0	0	2	2	3	7	3	2	0	1	31	
05	EVANS, Yaradyah	g	1-2	0-0	0-0	0	1	1	2	2	0	4	0	1	11	
15	NICHOLAS, Josh	g	4-6	3-3	0-0	1	2	3	2	11	1	1	0	0	24	
23	PORTER, Darelle	g	0-7	0-2	0-0	1	5	6	3	0	2	1	0	1	22	
33	LASIC, Jagos	g	3-5	1-2	0-0	1	0	1	3	7	0	1	0	1	15	
Team						0	5	5								
Totals			24-51	9-20	11-16	5	24	29	18	68	13	18	0	7	200	
FG % 1st Half: 7-23 30.4%			2nd half: 17-28 60.7%			Game: 24-51 47.1%			Deadball Rebounds 2							
3FG % 1st Half: 3-7 42.9%			2nd half: 9-13 69.2%			Game: 9-20 45.0%										
FT % 1st Half: 8-12 66.7%			2nd half: 3-4 75.0%			Game: 11-16 68.8%										

**Fordham 76 • 4-5**

#	Player		Total	3-Ptr		Rebounds										
			FG-FGA	FG-FGA	FT-FTA	Off	Def	Tot	PF	TP	A	TO	Blk	Stl	Min	
20	RAUT, Ivan	f	1-4	0-2	0-0	0	2	2	0	2	0	0	0	1	15	
24	SLANINA, Prokop	f	7-10	0-2	4-4	5	4	9	4	18	1	1	2	0	34	
0	TAVARES, Will	g	9-14	1-3	2-4	1	5	6	3	21	1	5	0	2	37	
05	EVANS, Tre	g	2-6	0-2	0-0	0	4	4	2	4	2	1	0	2	22	
12	CHARZOUNY, Joseph	g	5-15	1-6	8-9	0	3	3	1	19	6	3	0	3	35	
02	SANCHEZ, Thomas	g	0-0	0-0	0-0	0	0	0	0	0	0	0	0	0	0+	
15	HAVSA, Cavit	g	0-2	0-0	0-0	0	0	0	0	0	1	0	0	3	14	
23	HICKS, Perris	g	1-2	0-0	0-0	1	2	3	2	2	0	0	0	0	23	
33	PEKAREK, David	g	3-6	3-5	1-3	3	5	8	2	10	3	2	0	1	20	
Team						0	0	0								
Totals			28-59	5-22	15-20	10	25	35	14	76	14	12	3	13	200	
FG % 1st Half: 13-28 46.4%			2nd half: 15-31 48.4%			Game: 28-59 47.5%			Deadball Rebounds							
3FG % 1st Half: 3-11 27.3%			2nd half: 2-11 18.2%			Game: 5-22 22.7%										
FT % 1st Half: 6-7 85.7%			2nd half: 9-13 69.2%			Game: 15-20 75.0%										

Officials: Andrew Marotta, Michael Luckie, Jeff Nichols  
Technical fouls: St. Francis Brooklyn-None. Fordham-None.  
Attendance: 1578

Score by periods	1st	2nd	Total
St. Francis Brooklyn	25	43	68
Fordham	35	41	76

**Official Basketball Box Score -- Game Totals -- Final Statistics**  
**ARMY vs St. Francis Brooklyn**  
**12/12/17 7:00 pm at Brooklyn, NY (Pope P.E. Center)**

**ARMY 76 • 6-4**

#	Player		Total		3-Ptr		Rebounds			PF	TP	A TO Blk Stl				Min
			FG	FGA	FG	FGA	FT	FTA	Off			Def	Total			
25	Morrison, Luke	f	2-4	1-2	0-0		1	3	4	2	5	1	0	0	0	18
14	Wilson, Matt	c	3-4	0-0	1-2		1	1	2	2	7	0	1	0	0	17
01	Fox, Jordan	g	4-12	2-7	0-0		0	1	1	2	10	5	4	0	0	30
03	Funk, Tommy	g	2-6	0-1	0-1		1	3	4	1	4	9	4	0	2	28
10	Kessler, Jacob	g	2-2	0-0	0-1		2	3	5	1	4	3	2	1	0	26
00	Thiombane, Babacar		0-1	0-0	0-0		0	1	1	1	0	0	0	0	1	4
11	Blackwell, Tucker		4-8	4-6	0-0		0	3	3	2	12	1	2	0	1	19
34	Miller, John		2-2	0-0	1-1		0	4	4	1	5	0	0	0	1	15
35	King, Alex		8-13	3-5	5-6		2	7	9	1	24	0	1	0	2	25
52	Emezie, John		2-6	1-2	0-1		1	1	2	5	5	2	3	0	1	18
Team							1	2	3							
Totals			29-58	11-23	7-12		9	29	38	18	76	21	19	1	8	200
FG % 1st Half: 17-36 47.2%			2nd half: 12-22 54.5%			Game: 29-58 50.0%						Deadball Rebounds 1				
3FG % 1st Half: 6-14 42.9%			2nd half: 5-9 55.6%			Game: 11-23 47.8%										
FT % 1st Half: 4-7 57.1%			2nd half: 3-5 60.0%			Game: 7-12 58.3%										

**St. Francis Brooklyn 64 • 2-8**

#	Player		Total		3-Ptr		Rebounds			PF	TP	A TO Blk Stl				Min				
			FG-FGA	FG-FGA	FT-FTA	Off	Def	Tot	A			TO	Blk	Stl						
11	NURSE, Josh	f	1-1	0-0	0-0	1	2	3	4	2	1	1	0	2	10					
13	WILLIAMS, Keon	f	0-2	0-2	1-2	0	2	2	4	1	1	2	0	1	22					
33	LASIC, Jagos	f	0-1	0-1	0-0	0	0	0	1	0	0	0	0	0	9					
00	DUNN, Rasheem	g	3-7	0-4	4-6	0	3	3	2	10	2	1	0	1	21					
14	JORDAN, Jalen	g	4-11	2-6	1-1	1	0	1	0	11	0	3	0	1	31					
02	HAWKINS, Chauncey	g	4-10	1-3	5-5	1	2	3	1	14	1	4	0	0	31					
05	EVANS, Yaradyah	g	0-0	0-0	0-0	0	0	0	0	0	0	0	0	0	1					
15	NICHOLAS, Josh	g	3-8	1-3	0-0	2	4	6	1	7	2	2	0	3	27					
20	JOHNSON, Cori	g	1-4	0-0	0-0	0	4	4	2	2	0	0	3	0	11					
21	COSIC, Milija	g	4-8	0-0	2-4	0	1	1	1	10	0	0	1	1	16					
23	PORTER, Darelle	g	2-4	0-1	3-4	2	6	8	2	7	1	2	1	1	21					
Team						0	0	0												
Totals			22-56	4-20	16-22	7	24	31	18	64	8	16	5	10	200					
FG % 1st Half: 10-30 33.3%			2nd half: 12-26 46.2%			Game: 22-56 39.3%			Deadball Rebounds 4											
3FG % 1st Half: 2-10 20.0%			2nd half: 2-10 20.0%			Game: 4-20 20.0%														
FT % 1st Half: 8-11 72.7%			2nd half: 8-11 72.7%			Game: 16-22 72.7%														

Officials: Rob Riley, Michael Nardone, Jeff Fox  
Technical fouls: ARMY-None. St. Francis Brooklyn-None.  
Attendance: 475

Score by periods	1st	2nd	Total
ARMY	44	32	76
St. Francis Brooklyn	30	34	64

Last FG - ARMY 2nd-03:30, SFBK 2nd-01:10.  
Largest lead - ARMY by 16 1st-02:25, SFBK None.  
ARMY led for 38:05. SFBK led for 00:00. Game was tied for 01:55.

**Official Basketball Box Score -- Game Totals -- Final Statistics**  
**MARITIME vs St. Francis Brooklyn**  
**12/16/17 4:00 p.m. at Brookllyn Heights, NY (Pope P.E. Center)**

**MARITIME 67 • 3-5**

#	Player		Total		3-Ptr		Rebounds			PF	TP	A TO Blk Stl				Min
			FG-FGA	FG-FGA	FT-FTA	Off	Def	Total	A			TO	Blk	Stl		
05 <td>Hayes, Isaiah</td> <td>f</td> <td>5-11</td> <td>0-2</td> <td>7-11</td> <td>1</td> <td>11</td> <td>12</td> <td>3</td> <td>17</td> <td>2</td> <td>3</td> <td>5</td> <td>0</td> <td>37</td>	Hayes, Isaiah	f	5-11	0-2	7-11	1	11	12	3	17	2	3	5	0	37	
34	MacDonald, Patrick	c	4-5	0-0	2-2	1	5	6	2	10	0	0	0	1	20	
02	Walker, Michael	g	0-5	0-2	0-2	0	2	2	2	0	0	1	0	0	17	
11	Liccese, John	g	3-8	0-1	0-2	0	0	0	0	6	4	2	0	1	20	
25	Wheelan, Brennan	g	0-3	0-0	0-0	0	1	1	2	0	2	4	0	0	20	
01	Raimo, Josh	g	1-3	1-1	0-0	1	0	1	2	3	0	2	0	0	10	
03	Bonner, James	g	3-5	0-1	0-0	0	3	3	2	6	1	0	0	0	9	
04	Bonilla, Chezare	g	0-1	0-1	0-0	0	0	0	1	0	0	0	0	0	7	
10	McGovern, Brendan	g	3-6	0-3	4-4	0	0	0	2	10	0	2	0	0	17	
13	McTigue, Nick	g	2-2	2-2	0-0	0	2	2	3	6	0	1	0	0	9	
14	Brathwaite, Jermaine	g	0-3	0-0	4-4	0	2	2	4	4	1	2	0	0	15	
22	McQuail, Tim	g	0-0	0-0	0-0	0	3	3	2	0	1	2	0	0	9	
24	Ruscillo, Chris	g	2-3	1-1	0-0	0	0	0	1	5	2	0	0	0	10	
	Team					1	4	5								
Totals			23-55	4-14	17-25	4	33	37	26	67	13	19	5	2	200	
FG % 1st Half: 13-28 46.4% 2nd half: 10-27 37.0% Game: 23-55 41.8% Deadball																
3FG % 1st Half: 0-5 0.0% 2nd half: 4-9 44.4% Game: 4-14 28.6% Rebounds																
FT % 1st Half: 3-3 100% 2nd half: 14-16 87.5% Game: 10-14 71.4%																



No.	Name	Pos.	Yr.	Ht.	Wt.	Hometown/High School/Last School
0	Rasheem Dunn	G	SO	6-2	180	Brooklyn, New York/Thomas Jefferson
2	Chauncey Hawkins	G	FR	5-8	155	Spring Valley, NY/St. Joseph Regional
4	Gunnar Olafsson	G/F	SR	6-3	200	Reykjavik, Iceland/Menntaskolinn
5	Yaradyah Evans	F	FR	6-6	190	Brooklyn, NY/South Shore
10	Glenn Sanabria	G	JR	5-11	180	Staten Island, NY/St. Peter's
11	Joshua Nurse	F	JR	6-9	210	Laurelton, NY/Queens High School of Teaching
13	Keon Williams	F	JR	6-4	185	Elizabethtown, KY/John Hardin
14	Jalen Jordan	G	FR	6-3	160	Conyers, Ga./Rockdale County
15	Josh Nicholas	G	FR	6-2	175	Melville, NY/St. Anthony's (LI)
20	Cori Johnson	C	SO	6-9	270	Brooklyn, NY/South Shore
21	Milija Cosic	F	SO	6-6	210	Belgrade, Serbia/Cannon School
23	Darelle Porter	F	SR	6-5	175	Pittsburgh, PA/Barack Obama Acd. of Int. Studies
24	Sam Harris	G	SR	5-10	165	Tampa, Florida/Tampa Catholic
33	Jagos Lasic	F	SR	6-8	225	Belgrade, Serbia/Morgan County (Ky.)
40	Bryant Beckford	F	FR	6-4	190	Spring Valley, NY/Bronx, NY/IMG Academy

### Coaching Staff

Glenn Braica (8th Year Head Coach) - Queens College '89  
 Clive Bentick (11th Year Assistant Coach) - Canisius College '01  
 Ron Ganulin (5th Year Assistant Coach)-LIU-Brooklyn '68  
 Jamaal Womack (5th Year Assistant Coach)-St. Francis Brooklyn '09

### Pronunciations

4	Gunner Oh-luff-son
5	Ya-ra-dee-ya
10	Glenn Sa-Knob-Ria
33	Yah-gose Lass-ich
21	Mill-ee-ya Cosich

### Coaches

Glenn Brike-uh  
 Ron Gan-you-lynn

### Class Breakdown:

Seniors: 4  
 Juniors: 3  
 Sophomores: 3  
 Freshmen: 4







# MEET THE TERRIERS



**#0 Rasheem Dunn**  
SO, G, 6-2, 180  
Brooklyn, NY  
Thomas Jefferson



**#2 Chauncey Hawkins**  
FR, G, 5-8, 155  
Spring Valley, NY  
St. Joseph's Regional



**#4 Gunnar Olafsson**  
SR, G/F, 6-3, 195  
Reykjavik, Iceland  
Menntaskolinn



**#5 Yaradyah Evans**  
FR, F, 6-6, 190  
Brooklyn, NY  
South Shore



**#10 Glenn Sanabria**  
SR, G, 5-11, 180  
Staten Island, NY  
St. Peter's



**#11 Josh Nurse**  
JR, C, 6-10, 210  
Laurelton, NY  
Queens H.S. of Teaching



**#13 Keon Williams**  
JR, F, 6-4, 185  
Elizabethtown, KY  
John Hardin



**#14 Jalen Jordan**  
FR, G, 6-3, 160  
Conyers, GA  
Rockdale County



**#15 Josh Nicholas**  
FR, G, 6-2, 175  
Melville, NY  
St. Anthony's (LI)



**#20 Cori Johnson**  
SO, C, 6-9, 270  
Brooklyn, NY  
South Shore



**#21 Milija Cosic**  
SO, F, 6-6, 210  
Belgrade, Serbia  
Cannon School



**#23 Darelle Porter**  
SR, F, 6-5, 175  
Pittsburgh, PA  
Barack Obama Acd.  
of International Studies



**#24 Sam Harris**  
SR, G, 5-10, 165  
Tampa, FL.  
Tampa Catholic



**#33 Jagos Lasic**  
SR, F, 6-8, 200  
Belgrade, Serbia  
Morgan County (KY)



**#40 Bryant Beckford**  
FR, F, 6-4, 190  
Spring Valley, NY  
DePaul Catholic





Glenn Braica was named the 17th head coach in the history of the St. Francis Brooklyn men's basketball program on May 20, 2010 and is already the fifth winningest coach at the school. Under his tutelage, the Terriers have opened some eyes both locally as well as on the national scene.

Braica has recorded a terrific 67-57 mark in league contests.

In 2015-2016, the Terriers went 11-7 in the NEC and tied for second-place in the standings. Three players earned All-NEC honors and Amdy Fall won his second consecutive Defensive Player of the Year Award.

St. Francis Brooklyn tied a school record with 23 victories in 2014-2015 and won their first NEC regular-season crown since the 2003-04 campaign. The Terriers earned a berth in the National Invitation Tournament, the program's first post-season appearance since 1963. Jalen Cannon, one of Braica's first recruits, was named the NEC Player of the Year and was a First Team All Metropolitan Sports Writers Association selection. In addition, Brent Jones earned First Team All-Conference accolades and Amdy Fall was named the NEC's Defensive Player of the Year. It came as no surprise that Braica earned NEC Coach of the Year honors and was the Metropolitan Sports Writers Association's Co-Coach of the Year.

Braica has developed a reputation as one of the good guys in the industry and was named a finalist for the prestigious Skip Prosser "Man of the Year" Award in 2013-2014 and 2014-2015.

On the court, Braica's student-athletes exude the same intensity as their leader does on the sidelines and it's easy to tell why recruits sign up to play for him. A born-and-raised Brooklynite, Braica has spent his entire career in New York City, which began after his playing days at Queens College. He was an assistant at St. Francis Brooklyn for 15 years before a stint at St. John's, returning in 2010 as the program's head coach. That experience has helped Braica navigate through a crowded recruiting scene to thrust the Terriers back in contention to win an NEC championship each season. The current roster includes six players who hail from New York City.

"The New York guys have been good to us," Braica said. "It's a lot of long-standing relationships, coaches I know and like and they trust us with their kids. 'We never used to tell people 'We're from Brooklyn,' Braica admitted. "But now we advertise it because it's really the place to be."

The Pope Center was the place to be for perhaps the most exciting week in school history in March of 2015. Playing in front of sold out and boisterous crowds, the Terriers hosted three NEC Tournament contests, including the championship tilt in front of a national ESPN 2 audience.

"Although we came up just a bit short of qualifying for the NCAA Tournament, we still had a phenomenal year and excited our students, alumni and the local community," said Braica. "The effort was there the entire season and I'm happy that they were rewarded with post-season play. It was a huge accomplishment and one that they can be proud of."

The prior season in 2013-14, the Terriers shocked the country by defeating the Miami Hurricanes in Coral Gables. In the process, Coach Braica and his staff delivered the program's first victory against an Atlantic Coast Conference team.

"This is one of the biggest wins, if not the biggest in the history of our school," Braica told the media during his press conference. "They are the defending ACC champs and are such a great program. I was particularly impressed that our guys had enough left at the end to pull this out after Miami had tied it up to force overtime. To have that kind of mental discipline is not easy so it's a credit to our guys that they were able to hang in

there and win the game."

After another impressive victory at Florida Atlantic, Braica's group again had the college basketball world on the edge of their seats just ten days later as they carried the lead against national power Syracuse until the final minute in the Carrier Dome. Despite the heartbreaking defeat, the Terriers bounced back quickly and went on to tie a Northeast Conference record with nine victories during their non-conference slate. A last second triumph at America East regular-season champion Stony Brook was yet another statement victory for the program.

St. Francis Director of Athletics Irma Garcia was on the money when she introduced Braica to the campus and media for the first time in 2010 saying, "With Glenn we get a true Brooklynite; someone who has spent his entire career making connections within the New York City basketball community. He's someone who cares about his student-athletes not just when they play for him, but years later. He is their mentor for life."

It didn't take long for Braica to get the program back on track. In his first season on the sidelines in 2010-2011, Braica led the Terriers to a 15-15 campaign and the No. 5 seed in the Northeast Conference Tournament. It was the program's best record since the 2003-04 season when St. Francis finished 15-13 and won a share of the NEC regular-season title. Under Braica, the Terriers increased their scoring by more than six points per game from the previous season and were one of the best teams in the country in taking care of the basketball, averaging a conference-low 13.3 turnovers per game. The team also led the NEC with 7.80 steals per game.

In 2011-2012, St. Francis hosted their first home conference tournament game since 1997 after placing fourth in the league standings. Braica's focus on strong defense certainly paid off. That season his squad was one of the best in the nation at guarding the three-point line. The Terriers ranked second in the NEC and 17th in the country in defensive three-point field goal percentage. Braica was rewarded by being named the Jim Phelan NEC Coach of the Year as well as the NABC Division I District 18 Co-Coach of the Year.

In his first stint at St. Francis, Braica was with the Terriers for 15 years and was the Associate Head Coach from the 2000-01 season to 2003-04 under his current assistant coach Ron Ganulin.

During Braica's last seven years at St. Francis, the Terriers posted a 118-83 record, including an 88-42 mark in the NEC and captured two regular season titles. They finished with a .500 or better record in the league seven-straight years, at that time the longest active streak in the conference. They also reached the NEC Semifinals five times and had two championship



**The Terriers are 67-57 in NEC contests over the past seven seasons under Braica.**





game appearances in Braica's last five seasons. Braica helped Ganulin orchestrate the Terriers' offensive system, which ranked first or second in the NEC in each of the last five seasons he was on staff. During his tenure the squad emerged from the league's lower tier and went on to become one of the conference's marquee programs.

From 1998-2004, the Terriers had one player named the league's Player of the Year, six first-team All-NEC selections, five second-team All-NEC honorees, two players that led the league in scoring, two NEC Rookies of the Year and a NEC Defensive Player of the Year. Braica recruited and coached several student-athletes that would go on to pro basketball careers during his time with the Terriers.

Following his first span at the college, Braica spent six seasons as an assistant at St. John's under Norm Roberts. When Roberts became head coach at St. John's, Braica, a teammate at Queens College, was his first hire.

Glenn is a proven recruiter, scout and strategist, and was instrumental in helping St. John's rebuild its program," said Roberts. "I truly believe that Glenn has the whole package. He brings experience, tremendous coaching ability as well as the personality and demeanor to promote and elevate St. Francis College to the top of the Northeast Conference."

Braica was also praised by Roberts for his ability to reach out to the community and Red Storm alumni, bringing former players back into the fold. He was also one of the co-directors of the Norm Roberts basketball camp, helping to increase enrollment from 75 campers in 2004 to 260 kids per session in 2009.

While at St. John's, Braica recruited and helped develop First Team All-Big East guard Dwight Hardy, Sixth Man of the Year Justin Burrell as well as D.J. Kennedy and Cedric Jackson, who both played in the NBA for the Cleveland Cavaliers.

From 2001-03, Braica was the head coach for the Empire State Games New York City men's open team, which won gold medals in 2001 and 2002, as well as a silver medal in 2003. The teams included former Terriers Cliff Strong, Sean Dantzler, Damien Herard, Devon Neckles, Karl Sanders, and Tristan Smith as well as current NBA player Royal Ivey. Braica has also coached numerous players that participated in the NBA Summer League, including Dwight Hardy (Miami Heat), Justin Burrell (Golden State Warriors), D.J. Kennedy (Cleveland Cavaliers), Paris Horne (Charlotte Hornets), and Justin Brownlee (NY Knicks & Charlotte Hornets).

Since taking over as the Terriers' head coach, a large number of Braica's student-athletes have gone on to sign professional contracts on the international circuit. Akeem Bennett '11, Ricky Cadell '11, Alex Harrinton '11, Stefan Perunicic '12, Akeem Johnson '13, Alexander Isailovic '14, Ben Mockford '14, Kevin Douglas '15, Jalen Cannon '15, Lowell Ulmer '15, Chris Hooper '16 have all enjoyed success overseas.

Braica attended St. Agnes High School and Bishop Ford High School in Brooklyn in the early 1980s and graduated from Queens College in 1989. Braica began his coaching career at New York City Tech as an assistant in 1988. He also served as a teacher at The Reece School and in the New York City Board of Education from 1989-1994.

Braica and his wife, Christine, live in Brooklyn.

## The Braica File



**HAS LED THE TERRIERS TO SIX STRAIGHT NEC PLAYOFF APPEARANCES.**

**ST. FRANCIS BROOKLYN WON THEIR FIRST REGULAR-SEASON TITLE IN 2014-15 SEASON SINCE THE 2003-2004 CAMPAIGN. THE SCHOOL PARTICIPATED IN THEIR FIRST POST SEASON TOURNAMENT SINCE 1963.**

**NAMED THE NABC DIVISION I DISTRICT 18 COACH OF THE YEAR IN 2012 AND 2015.**

**SKIP PROSSER MAN OF THE YEAR FINALIST IN 2014 AND 2015.**

**LED THE TERRIERS TO AN NEC RECORD 9 NON-CONFERENCE WINS IN 2013-2014.**

**NAMED THE JIM PHELAN NEC COACH OF THE YEAR IN 2012 AND 2015.**

### COACHING RECORD

2010-11	15-15	5TH NEC
2011-12	15-15	4TH NEC
2012-13	12-18	8TH NEC
2013-14	18-14	T-4TH NEC
2014-15	23-12	NEC REGULAR-SEASON TITLE, N.I.T.
2015-16	15-17	T-2ND NEC
2016-17	4-27	10TH NEC
2017-18	3-8	
<b>TOTALS</b>	<b>105-126 (.453) OVERALL, 67-57 (.540) NEC</b>	



# #33 Jagos Lasic

Forward, SR, 6-8, 225  
Belgrade, Serbia/Morgan County (KY)



**2017-18:** Earned the opening day start at Duquesne and grabbed a career-high 8 boards in 22 minutes...Came up with a career-best three steals at Manhattan...Hit his first trey of the season at Notre Dame...Scored a season-high 7 points at Fordham...Knocked down a pair of treys against SUNY Maritime.

**2016-17**  
Made his first career start on February 23rd at CCSU...Scored nine points and grabbed a career-best seven boards against the Blue Devils.Also played a career-high 36 minutes...Played 24 minutes at Wagner (1/28/17)...Hit his first career trey at SFU (1/5/16)...Enjoyed a breakout game at Wagner a career-best 10 points in 24 minutes off the bench...Also added a career-high three assists. Went 3-for-5 from the floor and drained both 3-pt attempts...Followed that up with nine points versus SFU (2/2/17).

**2015-16:**  
Made eight apperances in his first season as a Terrier...Scored first career-points on a jump hook against Mount Saint Vincent.

**Background:** Lasic played on a very deep and talented junior college squad at New Mexico Military Institute during the 2014-2015 season. As a senior at Morgan County High School in West Liberty Kentucky, he averaged 21 points and 15 rebounds per game and was selected to play in the Kentucky-Ohio All-Star Game. In 2011-2012, Lasic contributed 18.8 points and 11.8 rebounds per game. He played for the KK Zitko club team in Serbia prior to attending high school



## CAREER HIGHS

<b>POINTS</b>	<b>10 @ WAGNER, 1/28/17</b>
<b>FIELD GOALS</b>	<b>3 (4X) LATEST @ MT. ST. MARY'S (2/25/17)</b>
<b>FIELD GOALS ATTEMPTED</b>	<b>8 VS. SFU (2/2/17)</b>
<b>3PT FIELD GOALS</b>	<b>0</b>
<b>3PT FIELD GOALS ATTEMPTED</b>	<b>3 (VS. SFU (2/2/17)</b>
<b>FREE THROWS</b>	<b>3 (2X) LATEST VS. DENVER (11/25/17)</b>
<b>FREE THROWS ATTEMPTED</b>	<b>4 @ MANHATTAN (11/15/17)</b>
<b>REBOUNDS</b>	<b>8 @ DUQUESNE (11/11/17)</b>
<b>ASSISTS</b>	<b>1 LATEST @ DUQUESNE (11/11/17)</b>
<b>TURNOVERS</b>	<b>1 LATEST @ DUQUESNE (11/11/17)</b>
<b>BLOCKS</b>	<b>2 @ CCSU (2/23/17)</b>
<b>STEALS</b>	<b>3 @ MANHATTAN (11/15/17)</b>
<b>MINUTES</b>	<b>36 @ CCSU (2/23/17)</b>

## SEASON-HIGHS

<b>7 @ FORDHAM (12/9/17)</b>
<b>3 @ FORDHAM (12/9/17)</b>
<b>5 VS. NAVY (11/24/17)</b>
<b>2 VS. MARITIME (12/16/17)</b>
<b>2 VS. MARITIME (12/16/17)</b>
<b>3 (2X) LATEST VS. DENVER (11/25/17)</b>
<b>4 @ MANHATTAN (11/15/17)</b>
<b>8 @ DUQUESNE (11/11/17)</b>
<b>1 @ MANHATTAN (11/15/17)</b>
<b>2 @ MANHATTAN (11/15/17)</b>
<b>1 VS. BROWN (11/19/17)</b>
<b>3 @ MANHATTAN (11/15/17)</b>
<b>33 @ MANHATTAN (11/15/17)</b>

LASIC, Jagos

Season	gp-gs	min/avg	Total		3-Point		F-Throws		Rebounds				Scoring							
			fg-fga	pct	fg-fga	pct	ft-fa	pct	off	def	tot	avg	pf	fo	ast	to	blk	stl	pts	avg
2015-16	8-0	26/3.3	2-5	.400	0-3	.000	0-0	.000	1	5	6	0.8	6	0	1	1	0	1	4	0.5
2016-17	25-2	226/9.0	17-41	.415	6-14	.429	12-16	.750	9	24	33	1.3	19	0	11	13	3	3	52	2.1
2017-18	11-8	153/13.9	10-24	.417	4-10	.400	8-9	.889	4	26	30	2.7	18	0	3	11	2	10	32	2.9
TOTAL	44-10	405/9.2	29-70	.414	10-27	.370	20-25	.800	14	55	69	1.6	43	0	15	25	5	14	88	2.0



# #4 Gunnar Olafsson

Forward, SR, 6-3, 200  
Reykjavik, Iceland/Menntaskolinn



**2017-18:** Swished 3-of-4 shots for 6 points in just 10 minutes at Duquesne.

## 2016-17

Finished 17th in the NEC in rebounding at per game...Scored a career-best 22 points and made 6-of-9 treys at Canisius. Pulled down a team-best nine rebounds at N.C. State (11/13/16)...Grabbed a career-high 11 boards against Texas-Rio Grande Valley...Grabbed 10 boards versus SFU (2/2/17).

## 2015-16:

Made 27 starts at small forward spot...Had missed four straight contests due to injury before coming back at Wagner (1/28/16)...Scored 8 points in the win against Mount Saint Vincent...Hit 3-of-4 shots in the victory at Lafayette...Produced a career-high 14 points and 5 boards against NJIT. Splashed 4-of-9 treys in a career-high 40 minutes of action against the Highlanders...Pulled down a career-high seven rebounds against LIU Brooklyn (2/15/16)...Scored 7 points and tied his career-high with 3 steals in the victory against Mount on Saturday.

**2014-15:** Averaged 11.5 mpg of the bench and started four contests...Hit a pair of treys at Rutgers (11/23/14) and La Salle (11/25/14)...Played a season-high 28 minutes against Rutgers...Gave the Terriers a lift with six points in the final minutes of a close game with LIU Brooklyn (1/31/15), including a buzzer-beating trey right before the half...Also hit a clutch trey to beat the first-half buzzer in the home win against Sacred Heart (2/14/15)...His momentum building field goal cut the Terriers' halftime deficit to four points.

**Background:** Olafsson, a 6'3" wing played for SC Keflavik, a club team in his native Iceland. He was named the Defensive Player of the Year on his squad. Olafsson hit a game-winning shot against rival Njardvik. He also scored 20 points versus Stjarnan. He averaged 8.9 points and 2.8 rebounds under former Terrier assistant coach Andy Johnston.



## CAREER HIGHS

### POINTS

### FIELD GOALS

### FIELD GOALS ATTEMPTED

### 3PT FIELD GOALS

### 3PT FIELD GOALS ATTEMPTED

### FREE THROWS

### FREE THROWS ATTEMPTED

### REBOUNDS

### ASSISTS

### TURNOVERS

### BLOCKS

### STEALS

### MINUTES

22 @ CANISIUS (12/10/16)

6 @ CANISIUS (12/10/16)

10 VS. NJIT (12/10/15)

6 @ CANISIUS (12/10/16)

9 @ CANISIUS (12/10/16)

2 (4X) LATEST VS. CCSU (2/11/16)

2 (5X) LATEST VS. MSM (2/27/16)

7 VS. LIU BROOKLYN (2/15/16)

4 VS. BRYANT (2/25/16)

5 @ MOUNT ST. MARY'S (1/4/16)

2 VS. MOUNT SAINT VINCENT (11/17/15)

3 (2X) LATEST VS. MOUNT ST. MARY'S (2/27/16)

40 VS. NJIT (12/10/15)

## SEASON-HIGHS

6 @ DUQUESNE (11/11/17)

3 @ DUQUESNE (11/11/17)

4 DUQUESNE (11/11/17)

7 VS. CNR (11/30/17)

1 DUQUESNE (11/11/17)

22 VS. CNR (11/30/17)

## OLAFSSON, Gunnar

			Total		3-Point		F-Throws		Rebounds											Scoring	
Season	gp-gs	min/avg	fg-fga	pct	fg-fga	pct	ft-fa	pct	off	def	tot	avg	pf	fo	ast	to	blk	stl	pts	avg	
2014-15	28-4	311/11.1	15-48	.313	11-42	.262	4-6	.667	10	23	33	1.2	27	0	4	17	3	6	45	1.6	
2015-16	27-24	581/21.5	38-97	.392	19-64	.297	6-10	.600	20	34	54	2.0	56	1	17	23	3	14	101	3.7	
2016-17	27-25	602/22.3	45-116	.388	16-59	.271	13-30	.433	46	91	137	5.1	66	2	17	25	4	19	119	4.4	
2017-18	6-0	56/9.3	10-15	.667	0-1	.000	0-0	.000	5	6	11	1.8	4	0	0	3	0	0	20	3.3	
TOTAL	88-53	1550/17.6	108-276	.391	46-166	.277	23-46	.500	81	154	235	2.7	153	3	38	68	10	39	285	3.2	

# #33 D.J. Porter

F, SR, 6-5, 175

Pittsburgh, PA/Barack Obama Acd. of Int. Studies



**2016-17:** Enjoyed a nice homecoming at Duquesne, scoring nine points (4-of-5 fg) in just 16 minutes off the bench...Notched his first career double-double with 11 points and a career-high 11 rebounds at Manhattan...Also added a career-best five steals...Followed that up with another "double-double" in the win vs. Brown...Paced the team with 10 boards against CNR... Scored 10 points in 19 minutes off the bench at Notre Dame.

**2016-17:** Came off the bench to score a career high 13 points in the loss at Brown . Hit 3 treys in the contest... Pulled down a career-high boards against Mount Saint Vincent.

**Background:** The 6-foot-5 Porter Jr. averaged 11.5 points and shot 46.3 percent from the floor in his final season at Polk Community College (Fl.). Porter Jr., who also grabbed 135 rebounds and shot 83.5 percent from the foul line, was named a First Team All Suncoast Conference selection. Prior to playing two seasons at Polk, he enjoyed a standout senior season at Barack Obama Academy of International Studies in Pittsburgh, Pennsylvania. Porter Jr., who will have two years of eligibility, poured in 21.9 ppg. and led Obama to the Pittsburgh City League Championship game. He was named the Player of the Year in the league and was tabbed as one of the Pittsburgh Gazette's Fab Five players. His father, Darelle Porter Sr., was a 1,000 point scorer for the University of Pittsburgh and is the Panthers' fourth all-time leader in assists.



## POINTS

## FIELD GOALS

## FIELD GOALS ATTEMPTED

## 3PT FIELD GOALS

## 3PT FIELD GOALS ATTEMPTED

## FREE THROWS

## FREE THROWS ATTEMPTED

## REBOUNDS

## ASSISTS

## TURNOVERS

## BLOCKS

## STEALS

## MINUTES

## CAREER HIGHS

13 @ BROWN (11/30/16)  
5 @ BROWN (11/30/16)  
10 @ BROWN (11/30/16)  
3 @ BROWN (11/30/16)  
5 (2X) LATEST VS. LAFAYETTE (12/5/16)  
4 VS. NAVY, 11/24/17  
4 (3X) LATEST VS. DENVER (11/25/17)  
11 @ MANHATTAN (11/15/17)  
3 VS. NAVY (11/24/17)  
3 @ MANHATTAN (11/15/17)  
2 (3X) LATEST @ MANHATTAN (11/15/17)  
5 @ MANHATTAN (11/15/17)  
31 (2X) LATEST VS. DENVER (11/25/17)

## SEASON HIGHS

12 VS. NAVY (11/24/17)  
5 VS. BROWN (11/19/17)  
10 VS. BROWN (11/19/17)  
2 @ FGCU (11/26/17)  
4 (3X) LATEST @ FGCU (11/26/17)  
4 VS. NAVY, 11/24/17  
4 (3X) LATEST VS. DENVER (11/25/17)  
11 @ MANHATTAN (11/15/17)  
3 VS. NAVY (11/24/17)  
3 @ MANHATTAN (11/15/17)  
2 @ MANHATTAN (11/15/17)  
5 @ MANHATTAN (11/15/17)  
31 (2X) LATEST VS. DENVER (11/25/17)

## PORTER, Darelle

Season	gp-gs	min/avg	Total		3-Point		F-Throws		Rebounds				Scoring							
			fg-fga	pct	fg-fga	pct	ft-fga	pct	off	def	tot	avg	pts	fo	ast	to	blk	stl	pts	avg
2016-17	26-0	265/10.2	27-85	.318	8-33	.242	12-19	.632	21	37	58	2.2	35	0	8	15	10	15	74	2.8
2017-18	11-2	223/20.3	29-67	.433	5-21	.238	20-26	.769	16	49	65	5.9	33	1	10	14	7	16	83	7.5
TOTAL	37-2	488/13.2	56-152	.368	13-54	.241	32-45	.711	37	86	123	3.3	68	1	18	29	17	31	157	4.2





**2017-18:** Scored 13 points in a career-high 41 minutes at Manhattan...Scored a season-high 19 points against CNR...Also added a career-best seven rebounds and seven assists.

#### 2016-17

Finished third in the NEC with 2.27 3-pointers per game...Placed 19th in the league in scoring at 12.4 ppg...Scored a career-high 30 points in the victory against Savannah State (11/25/16)...Went 5-of-9 from 3-point territory and was 7-of-7 from the line...Added a team-high 16 points against Texas-Rio Grande Valley...Named to the Emerald Coast Classic All-Tournament Team...Scored 21 points vs. Lafayette and dished a career-high seven assists against the Leopards...Drilled a career-best 7 treys in the victory against CCSU (12/31/16). Handed out a career-high 9 assists vs. Fairleigh Dickinson (1/26/17) and added 16 points.

#### 2015-16

Tied a career-high with six assists at Saint Louis... Scored all 11 of his points in the first half at Louisville prior to shoulder injury that forced him to miss the remainder of the season... Earned a medical red-shirt.

**2014-15:** Averaged 22.6 minutes in 28 appearances during his initial season in the Red & Blue...Missed the last three contests (leg) of the regular-season...Second in the NEC in 3-point field goal shooting at 45 percent (31-of-69)...Received extensive action for the first time in his career with 23 minutes in the victory at Liberty (12/6/14)...Scored his first two collegiate buckets and also grabbed six boards and handed out three assists against the Flames...Scored a career-high 15 points (4-of-6 fga) and compiled six assists and three steals versus Mount St. Vincent (12/13/14)...Contributed 13 points in 29 minutes against Columbia (12/30/14)...Recorded 12 points, 5 assists, and four rebounds in the win at Fairleigh Dickinson (1/8/15)...Hit a pair of key second-half treys in the victory at Robert Morris (1/16/15) and finished 3-for-3 from deep in the contest...Forced overtime with a clutch trey in the final seconds of the win versus Mount St. Mary's (1/29/15)...Matched his season-high with 15 points in the victory at CCSU (2/5/15)...Hit 5-of-7 attempts from behind the arc versus the Blue Devils...Scored 10 points and went 3-for-4 from deep in the NEC Championship game against Robert Morris (3/10/15).

**Background:** Sanabria helped lead the St. Peter's Eagles to a 27-4 record in his senior season and the team won their first Staten Island High School title since 2009...The heady point guard averaged 13.6 points and 6.0 assists per game while directing the squad to their first CHSAA AA intersectional semifinal appearance since 2002...As a junior, Sanabria averaged 23.0 points per game in the city playoffs and scored 23 points against eventual state champion Christ the King...This past year, he scored 15 points against Archbishop Molloy in the CHSAA quarterfinals and added 17 points in the semifinals against Bishop Loughlin...Earlier in the season, Sanabria was named the Most Valuable Player at the Alumni Holiday Tournament after scoring 28 points against Christian Brothers Academy and also contributed nine points, seven assists, and four steals in the championship game victory against Bethlehem Catholic (Pa.)...Following the season, Sanabria was named to the Mayor's Cup and started for the CHSAA all-stars against the PSAL all-stars...The Staten Island Advance two-time all-star was also named the 2014 recipient of Staten Island's prestigious Jack Zaborowski Award, presented to a player who exhibits consistency, competitiveness, sportsmanship, toughness, leadership and plays a pivotal role in his team's success...MSG Varsity also named Sanabria to the NYC First Team squad.



#### POINTS

#### FIELD GOALS

#### FIELD GOALS ATTEMPTED

#### 3PT FIELD GOALS

#### 3PT FIELD GOALS ATTEMPTED

#### FREE THROWS

#### FREE THROWS ATTEMPTED

#### REBOUNDS

#### ASSISTS

#### TURNOVERS

#### BLOCKS

#### STEALS

#### MINUTES

#### CAREER HIGHS

**30 VS. SAVANNAH STATE (11/25/16)**

**8 VS. SAVANNAH STATE (11/25/16)**

**16 (2X) LATEST @ ROBERT MORRIS (1/7/17)**

**5 (3X) LATEST VS. LAFAYETTE (12/5/16)**

**12 (2X) LATEST VS. BRYANT (12/29/16)**

**8 @ FAIRLEIGH DICKINSON (1/8/15)**

**12 @ FAIRLEIGH DICKINSON (1/8/15)**

**6 (2X) LATEST VS. MOUNT ST. VINCENT (12/6/16)**

**9 VS. FAIRLEIGH DICKINSON (1/26/17)**

**5 @ BROWN, 11/30/16**

**1 VS. BRYANT (1/5/15)**

**3 (2X) LATEST VS. MSV(11/17/15)**

**41 (2X) LATEST @ MANHATTAN (11/15/17)**

#### SEASON- HIGHS

**19 VS. CNR (11/30/17)**

**8 VS. CNR (11/30/17)**

**13 VS. CNR (11/30/17)**

**3 VS. CNR (11/30/17)**

**8 @ MANHATTAN (11/15/17)**

**3 @ MANHATTAN (11/15/17)**

**6 VS. BROWN (11/19/17)**

**4 (2X) LATEST @ NOTRE DAME (12/3/17)**

**7 VS. CNR (11/30/17)**

**1 @ MANHATTAN (11/15/17)**

**1 (2X) LATEST VS. CNR (11/30/17)**

**1 (2X) LATEST VS. CNR (11/30/17)**

**41 @ MANHATTAN (11/15/17)**

#### SANABRIA, Glenn

Season	gp-gs	min/avg	Total		3-Point		F-Throws		Rebounds				Scoring							
			fg-fga	pct	fg-fga	pct	ft-fa	pct	off	def	tot	avg	pts	fo	ast	to	blk	stl	pts	avg
2014-15	28-0	633/22.6	49-117	.419	31-69	.449	40-60	.667	23	31	54	1.9	49	1	58	31	4	20	169	6.0
2015-16	6-6	145/24.2	17-52	.327	10-30	.333	7-10	.700	2	5	7	1.2	16	0	19	10	1	7	51	8.5
2016-17	30-30	998/33.3	120-363	.331	68-205	.332	63-87	.724	24	39	63	2.1	70	0	74	43	6	37	371	12.4
2017-18	9-9	241/26.8	29-81	.358	14-47	.298	5-13	.385	7	20	27	3.0	19	0	22	7	4	8	77	8.6
TOTAL	73-45	2017/27.6	215-613	.351	123-351	.350	115-170	.676	56	95	151	2.1	154	1	173	91	15	72	668	9.2





#### 2017-18

Has made three starts this season and is playing 13.3 mpg.

#### 2016-17

Made 21 starts and averaged 21.7 minutes per game...Was fourth on the team with 23 steals...Scored a season-high 11 points at Brown... Pulled down a career-high 10 rebounds at Army and in the next contest vs. Lafayette.

#### 2015-16:

Had started seven straight contests prior to a finger injury (against FDU, 2/6) and was averaging 7.0 ppg. and 5.0 rpg. in 30.0 minutes during the stretch...Williams, a redshirt last year, was 17-of-31 from the floor and 8-for-16 from 3-point land over the span. Returned to the lineup vs. Bryant and played 14 minutes...Scored his first career field goal against Mount Saint Vincent. Also grabbed 3 boards and handed out a pair of assists...Scored 7 points and hit his first two career treys in Madison Square Garden against St. John's...Also came up with a game-high three steals...Handed out a season-high 3 assists at FDU... Grabbed six boards at Mount Saint Mary's... Made his first career start against Sacred Heart and grabbed six boards in 25 minutes...produced nine points to go along with a pair of blocks and steals at Wagner (1/28/16)...Produced a career-high 11 points and career-best 8 boards in the win vs. FDU (2/6/16).

#### Prior to SFBK:

Received an academic redshirt in 2014-2015... Williams, who was selected to play in the prestigious Kentucky/Indiana All-Stars boys' All-Stars contest at Rupp Arena, scored more than 1,000 points in his career at John Hardin High School and finished fourth on the school's all-time scoring list. He averaged 18.6 points, 7.7 rebounds, 2.4 steals and 1.9 blocks per game in 2013-14. The Bulldogs won back-to-back 17th District and 5th Region championships and reached the Sweet 16 quarterfinals in Williams' sophomore and junior seasons.



#### CAREER HIGHS

<b>POINTS</b>	<b>11 VS. FDU (2/6/16)</b>
<b>FIELD GOALS</b>	<b>4 VS. FDU (2/6/16)</b>
<b>FIELD GOALS ATTEMPTED</b>	<b>5 (3X) LATEST VS. FDU (2/6/16)</b>
<b>3PT FIELD GOALS</b>	<b>2 (3X) LATEST VS. FDU (2/6/16)</b>
<b>3PT FIELD GOALS ATTEMPTED</b>	<b>4 VS. BRYANT (2/25/16)</b>
<b>FREE THROWS</b>	<b>3 VS. SACRED HEART (1/16/16)</b>
<b>FREE THROWS ATTEMPTED</b>	<b>5 VS. SACRED HEART (1/16/16)</b>
<b>REBOUNDS</b>	<b>8 VS. FDU (2/6/16)</b>
<b>ASSISTS</b>	<b>3 @ FDU (1/2/15)</b>
<b>TURNOVERS</b>	<b>4 VS. FDU (2/6/16)</b>
<b>BLOCKS</b>	<b>2 @ WAGNER (1/28/16)</b>
<b>STEALS</b>	<b>3 (2X) LATEST @ BROWN, 11/30/16</b>
<b>MINUTES</b>	<b>36 @ WAGNER (1/28/16)</b>

#### SEASON HIGHS

<b>POINTS</b>	<b>VS. CNR (11/30/17)</b>
<b>FIELD GOALS</b>	<b>2 VS. CNR 11/30/17</b>
<b>FIELD GOALS ATTEMPTED</b>	<b>5 VS. CNR (11/30/17)</b>
<b>3PT FIELD GOALS</b>	
<b>3PT FIELD GOALS ATT.</b>	<b>2 VS. CNR (11/30/17)</b>
<b>FREE THROWS</b>	<b>2 VS. CNR (11/30/17)</b>
<b>FREE THROWS ATTEMPTED</b>	<b>2 VS. CNR (11/30/17)</b>
<b>REBOUNDS</b>	<b>4 VS. CNR (11/30/17)</b>
<b>ASSISTS</b>	<b>1 VS. CNR 11/30/17)</b>
<b>TURNOVERS</b>	<b>0 VS. CNR (11/30/17)</b>
<b>BLOCKS</b>	<b>1 @ NOTRE DAME (12/3/17)</b>
<b>STEALS</b>	<b>1 VS. ARMY (12/12/17)</b>
<b>MINUTES</b>	<b>22 VS. ARMY (12/12/17)</b>

#### WILLIAMS, Keon

Season	gp-gs	min/avg	Total fg-fga	pct	3-Point fg-fga	pct	F-Throws ft-fta	pct	Rebounds off	def	tot	avg	pf	fo	ast	to	blk	stl	pts	avg
2015-16	28-7	484/17.3	27-72	.375	12-41	.293	11-19	.579	25	42	67	2.4	38	1	11	19	5	16	77	2.8
2016-17	31-21	673/21.7	37-131	.282	10-55	.182	24-40	.600	39	95	134	4.3	53	1	17	21	8	23	108	3.5
2017-18	7-3	93/13.3	3-13	.231	1-9	.111	5-9	.556	0	11	11	1.6	9	0	2	4	1	2	12	1.7
<b>TOTAL</b>	<b>66-31</b>	<b>1250/18.9</b>	<b>67-216</b>	<b>.310</b>	<b>23-105</b>	<b>.219</b>	<b>40-68</b>	<b>.588</b>	<b>64</b>	<b>148</b>	<b>212</b>	<b>3.2</b>	<b>100</b>	<b>2</b>	<b>30</b>	<b>44</b>	<b>14</b>	<b>41</b>	<b>197</b>	<b>3.0</b>

# #11 Joshua Nurse

## Center, Jr., 6-9, 210

### Laurelton, NY/Queens H.S. of Teaching



#### 2017-18

Has made 9 starts and is averaging 9.8 mpg.

#### 2016-17

Started 14 contests and averaged 9.7 minutes per game...Was second on the squad with 16 blocks...Grabbed 5 rebounds versus Fairleigh Dickinson (1/26/17)...Scored 5 pts and grabbed 6 boards versus SFU (2/2/17). Grabbed a career-high seven rebounds and blocked a career-best three shots versus Robert Morris (2/4/17).

#### 2015-16

Grabbed 3 boards in the victory against Mount St. Vincent... Made a big impact for the first time in his young career in the win against SFU...Scored his first four career points as he went 4-of-4 from the line and added five rebounds, a block and a steal in 12 minutes off the bench in the opening half.

**Background:** Nurse flourished during his senior season at the Queens HS of Teaching. He averaged almost 11 points and 16.0 rebounds during the PSAL regular season, upping his scoring to almost 14 ppg. during the PSAL playoffs. He also averaged 2.3 assists per contest and was named to the Mayor's Trophy Game. The Queens Times Ledger named Nurse a 2015 All Queens Honorable mention selection.



#### POINTS

#### FIELD GOALS

#### FIELD GOALS ATTEMPTED

#### 3PT FIELD GOALS

#### 3PT FIELD GOALS ATTEMPTED

#### FREE THROWS

#### FREE THROWS ATTEMPTED

#### REBOUNDS

#### ASSISTS

#### TURNOVERS

#### BLOCKS

#### STEALS

#### MINUTES

#### CAREER HIGHS

5 (2X) LATEST VS. SFU (2/2/17)

2 (2X) LATEST @ WAGNER, 1/28/17)

4 @ PROVIDENCE (11/21/16)

0

0

4 VS. SFU (1/7/16)

4 (2X) LATEST VS. SFU (2/2/17)

7 VS. ROBERT MORRIS (2/4/17)

2 (2X) LATEST VS. FGCU (11/26/17)

3 VS. ROBERT MORRIS (2/4/17)

3 VS. ROBERT MORRIS (2/4/17)

1 VS. SFU (1/7/16)

19 @ ROBERT MORRIS (1/7/17)

#### SEASON HIGHS

4 @ NOTRE DAME (12/3/17)

2 @ NOTRE DAME (12/3/17)

3 @ NOTRE DAME (12/3/17)

1 VS. FGCU (11/26/17)

2 VS. FGCU (11/26/17)

5 (2X) LATEST VS. CNR (11/30/17)

2 VS. FGCU (11/26/17)

2 VS. FGCU (11/26/17)

1 VS. FGCU (11/26/17)

2 VS. ARMY (12/12/17)

22 VS. FGCU (11/26/17)

#### NURSE, Josh

			Total		3-Point		F-Throws		Rebounds											Scoring	
Season	gp-gs	min/avg	fg-fga	pct	fg-fga	pct	ft-fa	pct	off	def	tot	avg	pf	fo	ast	to	blk	stl	pts	avg	
2015-16	15-0	71/4.7	0-3	.000	0-0	.000	5-7	.714	3	10	13	0.9	18	0	0	5	2	2	5	0.3	
2016-17	30-14	290/9.7	18-38	.474	0-0	.000	18-41	.439	27	37	64	2.1	70	0	12	25	16	8	54	1.8	
2017-18	9-9	88/9.8	5-12	.417	0-0	.000	3-6	.500	5	13	18	2.0	16	0	5	7	1	3	13	1.4	
TOTAL	54-23	449/8.3	23-53	.434	0-0	.000	26-54	.481	35	60	95	1.8	104	0	17	37	19	13	72	1.3	





**2017-18:** 13th in the NEC in scoring (13.3 ppg.)...Paced the Terriers with 21 points (7-of-13 fg) in the season-opener at Duquesne...Scored 16 of his game-high 23 pts in the win against Brown....Also handed out a career-high 6 assists and pulled down 6 boards vs. the Bears...Named to All-Tournament Team at FGCU Tournament...Led the squad with 22 points at Fordham.

**2016-17:** His 378 points were the most a Terrier freshman has scored in the NEC era...In addition, his 153 free-throw attempts were a program record for a freshman...Scored 20 or more points six times...Three-Time NEC Rookie of the Week honoree...Dunn was the NEC's second-leading freshman scorer at 13.1 ppg (12th in NEC)...Was also 11th in the league with 1.39 steals per game...Came off the bench to score 20 points in 26 minutes against Savannah State. Dunn hit 7-of-8 fg's, including his first 7 attempts. He also went 4-for-4 from the line. The last Terrier freshman to score 20 points was Stefan Perunicic on 2/19/09. Perunicic hit the 20-pt mark three times that season...Scored 16 points in the loss at Brown...Scored 20 points at Army and added five steals...Scored a career-best 24 points in the OT win versus Bryant (12/29/16) and added 19 more in the OT win against CCSU (12/31/16)...Scored 21 points, including 18 in the 2nd half in his first career start at LIU Brooklyn (1/14/17)...Grabbed nine rebounds versus Sacred Heart and Mount St. Mary's...Recorded his first career double-double with 15 points and a career-best 10 rebounds against Robert Morris (2/4/17)...Converted a season-high 10 made free throws at Bryant (2/11).

**Background:** Helped lead Thomas Jefferson to their first PSAL Class AA crown in 62 years and the program's first state federation title as a senior. The playmaker averaged 16.0 points, 5.0 rebounds, and 4.0 assists, and was named the Co-Most Valuable Player after scoring 23 points in the title game at Madison Square Garden. Dunn also added 21 points in the Federation final...Named to the First Team All-NYC Team after his standout season.



#### CAREER HIGHS

##### POINTS

##### FIELD GOALS

##### FIELD GOALS ATTEMPTED

##### 3PT FIELD GOALS

##### 3PT FIELD GOALS ATTEMPTED

##### FREE THROWS

##### FREE THROWS ATTEMPTED

##### REBOUNDS

##### ASSISTS

##### TURNOVERS

##### BLOCKS

##### STEALS

##### MINUTES

**24 VS. BRYANT (12/29/16)**

**(8) (3X) LATEST @ FORDHAM (12/9/17)**

**18 (2X) LATEST VS. FAIRLEIGH DICKINSON (1/26/17)**

**3 (2X) LATEST VS. FAIRLEIGH DICKINSON (1/26/17)**

**8 VS. BRYANT (12/29/16)**

**10 @ BRYANT (2/13/17)**

**12 VS CCSU (12/31/17)**

**10 VS. ROBERT MORRIS (2/4/17)**

**6 VS. BROWN (11/19/17)**

**4 VS. BROWN (11/19/17)**

**1 (2X) LATEST VS. MANHATTAN(12/20/16)**

**5 @ ARMY (12/3/16)**

**37 VS. FAIRLEIGH DICKINSON (1/26/17)**

#### SEASON HIGHS

**23 VS. BROWN (11/17/27)**

**8 (2X) LATEST @ FORDHAM (12/9/17)**

**18 VS. BROWN (11/17/27)**

**(1) 3X**

**(5) 2X**

**6 VS. VS. BROWN (11/17/27)**

**7 (2X) LATEST @ FORDHAM (12/9/17)**

**7 VS. MARITIME, 12/16/17)**

**6 VS. BROWN (11/17/27)**

**4 (2X) LATEST VS. NAVY 1/24/17)**

**1 @ MANHATTAN**

**1 (6X) LATEST @ NOTRE DAME (12/3/17)**

**33 VS. BROWN (11/19/17)**

#### DUNN, Rasheem

			Total		3-Point		F-Throws		Rebounds										Scoring	
Season	gp-gs	min/avg	fg-fga	pct	fg-fga	pct	ft-fa	pct	off	def	tot	avg	pf	fo	ast	to	blk	stl	pts	avg
2016-17	30-11	897/29.9	129-333	.387	24-109	.220	112-162	.691	44	109	153	5.1	63	2	49	52	3	43	394	13.1
2017-18	10-9	260/26.0	46-110	.418	9-39	.231	31-39	.795	8	34	42	4.2	22	1	22	21	1	8	132	13.2
TOTAL	40-20	1157/28.9	175-443	.395	33-148	.223	143-201	.711	52	143	195	4.9	85	3	71	73	4	51	526	13.2





**2017-18:** Scored 11 points on 4-of-5 shooting at Manhattan... Scored a career-high 16 points and added a season-best 8 boards versus CNR... Followed that up with 8 points and 8 rebounds in his first career start at Notre Dame... Scored 10 points in just 16 minutes off the bench against Army.

**Background:** Cosic, a 6-foot-6 forward, will have three years of eligibility after playing one season at Frank Phillips College in Borger, Texas. Last season, Cosic played in only 15 games for the Plainsmen after suffering an early-season ankle injury, and averaged 6.9 points and 4.2 rebounds per game in 22.0 minutes per contest. He shot 48.7 percent from the floor and 86.7 percent from the foul line. Cosic scored a season-high 16 points at New Mexico on February 27th and added 14 on February 6th against perennial JUCO power South Plains.



## CAREER HIGHS

<b>POINTS</b>	<b>16 VS. CNR (11/30/17)</b>
<b>FIELD GOALS</b>	<b>6 VS. CNR (11/30/17)</b>
<b>FIELD GOALS ATTEMPTED</b>	<b>12 VS. CNR (11/30/17)</b>
<b>3PT FIELD GOALS</b>	
<b>3PT FIELD GOALS ATTEMPTED</b>	<b>1 VS. CNR (11/30/17)</b>
<b>FREE THROWS</b>	<b>6 VS. DENVER (11/25/17)</b>
<b>FREE THROWS ATTEMPTED</b>	<b>8 VS. DENVER (11/25/17)</b>
<b>REBOUNDS</b>	<b>9 VS. MARITIME (12/16/17)</b>
<b>ASSISTS</b>	<b>1 (3X) LATEST VS. CNR (11/30/17)</b>
<b>TURNOVERS</b>	<b>3 VS. NAVY (11/24/17)</b>
<b>BLOCKS</b>	
<b>STEALS</b>	<b>2 VS. NAVY (11/24/17)</b>
<b>MINUTES</b>	<b>29 @ NOTRE DAME (12/3/17)</b>

COSIC, Milija

Season	gp-gs		min/avg		Total fg-fga		3-Point fg-fga		F-Throws ft-fa		Rebounds				Scoring					
					fg-fga	pct	fg-fga	pct	ft-fa	pct	off	def	tot	avg	pf	fo	ast	to	blk	stl
2017-18	10-2	182/18.2	23-55	.418	0-7	.000	24-33	.727	21	20	41	4.1	23	0	3	14	1	6	70	7.0
TOTAL	10-2	182/18.2	23-55	.418	0-7	.000	24-33	.727	21	20	41	4.1	23	0	3	14	1	6	70	7.0



**2017-18:** Hit a pair of treys for his first career points at Manhattan.

**Background:** Prior to SFBK: Played three years at Harry Van Arsdale before finishing up at South Shore...Averaged 15.3 points and 8.2 rebounds in his senior year...Hit a game-winning jumper against Bishop Loughlin in a holiday tournament game...Recorded a game-winning blocks against Thomas Jefferson.



#### CAREER HIGHS

<b>POINTS</b>	<b>6 @ MANHATTAN (11/15/17)</b>
<b>FIELD GOALS</b>	<b>2 @ MANHATTAN (11/15/17)</b>
<b>FIELD GOALS ATTEMPTED</b>	<b>4 @ MANHATTAN (11/15/17)</b>
<b>3PT FIELD GOALS</b>	<b>2 @ MANHATTAN (11/15/17)</b>
<b>3PT FIELD GOALS ATTEMPTED</b>	<b>4 @ MANHATTAN (11/15/17)</b>
<b>FREE THROWS</b>	<b>2 @FGCU (11/26/17)</b>
<b>FREE THROWS ATTEMPTED</b>	<b>3 @FGCU (11/26/17)</b>
<b>REBOUNDS</b>	<b>4 @FGCU (11/26/17)</b>
<b>ASSISTS</b>	<b>2 @ DUQUESNE (11/15/17)</b>
<b>TURNOVERS</b>	<b>2 @ MANHATTAN (11/15/17))</b>
<b>BLOCKS</b>	<b>1 VS. CNR (11/30/17)</b>
<b>STEALS</b>	<b>2 @ MANHATTAN (11/15/17)</b>
<b>MINUTES</b>	<b>20 @FGCU (11/26/17)</b>

EVANS, Yaradyah																				
Season	gp-gs	min/avg	Total		3-Point		F-Throws		Rebounds				Scoring							
			fg-fga	pct	fg-fga	pct	ft-fa	pct	off	def	tot	avg	pf	fo	ast	to	blk	stl	pts	avg
2017-18	11-0	98/8.9	6-19	.316	3-12	.250	3-5	.600	2	17	19	1.7	16	0	3	11	1	4	18	1.6
TOTAL	11-0	98/8.9	6-19	.316	3-12	.250	3-5	.600	2	17	19	1.7	16	0	3	11	1	4	18	1.6





**2017-18:** Scored six points and handed out four assists in the season-opener at Duquesne...Scored a career-high 18 points and handed out a career-best six assists versus CNR...Scored a team-high 14 points against Army...Contributed 11 points vs. Maritime.

**Background:** Hawkins, a 5-foot-8 guard, earned first-team All-North Jersey honors this past season after averaging 19.2 points, 4.9 rebounds, 4.1 assists and 3.4 steals. Needing 29 points to reach 1,000 for his career, Hawkins exploded for a career-high 38 points to lift St. Joseph to a 77-73 win over Pascack Valley in early February. He finished with 1,198 career points and led St. Joseph to a No. 11 ranking in the NJ.com Top 50 Poll. The team reached the North Jersey, Non-Public A semifinals after besting Delbarton in the quarterfinals.



## CAREER HIGHS

<b>POINTS</b>	<b>18 VS. CNR (11/30/17)</b>
<b>FIELD GOALS</b>	<b>5 VS. CNR (11/30/17)</b>
<b>FIELD GOALS ATTEMPTED</b>	<b>8 @ (2X) LATEST VS. NAVY (11/24/17)</b>
<b>3PT FIELD GOALS</b>	<b>1 VS. CNR (11/30/17)</b>
<b>3PT FIELD GOALS ATTEMPTED</b>	<b>6 VS. CNR (11/30/17)</b>
<b>FREE THROWS</b>	<b>7 VS. CNR (11/30/17)</b>
<b>FREE THROWS ATTEMPTED</b>	<b>9 VS. CNR (11/30/17)</b>
<b>REBOUNDS</b>	<b>3 @ DUQUESNE (11/11/17)</b>
<b>ASSISTS</b>	<b>4 (2X) LATEST VS. BROWN (11/20/17)</b>
<b>TURNOVERS</b>	<b>4 VS. ARMY (12/12/17)</b>
<b>BLOCKS</b>	<b>1 @ DUQUESNE (11/11/17)</b>
<b>STEALS</b>	<b>2 VS. MARITIME (12/16/17)</b>
<b>MINUTES</b>	<b>31 VS. ARMY (12/12/17)</b>

HAWKINS, Chauncey

			Total		3-Point		F-Throws		Rebounds											Scoring	
Season	gp-gs	min/avg	fg-fga	pct	fg-fga	pct	ft-fta	pct	off	def	tot	avg	pf	fo	ast	to	blk	stl	pts	avg	
2017-18	11-2	231/21.0	21-72	.292	3-30	.100	19-26	.731	5	13	18	1.6	24	1	24	18	3	7	64	5.8	
TOTAL	11-2	231/21.0	21-72	.292	3-30	.100	19-26	.731	5	13	18	1.6	24	1	24	18	3	7	64	5.8	



**#20 Cori Johnson**  
**C, SO, 6-9, 270**  
**Brooklyn, New York/South Shore**

**2017-18:** Scored a career-high 8 points against Florida Gulf Coast...Grabbed six boards against CNR...Blocked a career-high 3 shots in just 11 minutes against Army...Grabbed a career-best 7 boards in just 12 minutes against Maritime.

**2016-2017:** Medical red-shirt (knee)

**Background:** Was enrolled at St. Francis Brooklyn during the 2015-2016 season but was ineligible...Averaged 12.7 points and 10.8 rebounds per game as a senior at South Shore in 2014-2015...Was a Second Team All Brooklyn Eagle selection.



#### CAREER & SEASON HIGHS

<b>POINTS</b>	<b>8 @ FGCU, 11/26/17</b>
<b>FIELD GOALS</b>	<b>3 @ FGCU, 11/26/17</b>
<b>FIELD GOALS ATTEMPTED</b>	<b>7 @ FGCU, 11/26/17</b>
<b>3PT FIELD GOALS</b>	
<b>3PT FIELD GOALS ATTEMPTED</b>	
<b>FREE THROWS</b>	<b>3 VS. NAVY, 11/24/17</b>
<b>FREE THROWS ATTEMPTED</b>	<b>4 VS. NAVY, 11/24/17</b>
<b>REBOUNDS</b>	<b>7 VS. MARITIME, 12/16/17</b>
<b>ASSISTS</b>	<b>2 VS. CNR (11/30/17)</b>
<b>TURNOVERS</b>	<b>2 VS. CNR (11/30/17)</b>
<b>BLOCKS</b>	<b>3 VS. ARMY (12/12/17)</b>
<b>STEALS</b>	<b>1 @ FGCU, 11/26/17</b>
<b>MINUTES</b>	<b>18 @ FGCU, 11/26/17</b>

JOHNSON, Cori

			Total		3-Point		F-Throws		Rebounds											Scoring	
Season	gp-gs	min/avg	fg-fga	pct	fg-fga	pct	ft-fga	pct	off	def	tot	avg	pf	fo	ast	to	blk	stl	pts	avg	
2017-18	7-0	71/10.1	8-25	.320	0-0	.000	10-16	.625	8	15	23	3.3	13	0	3	8	7	1	26	3.7	
TOTAL	7-0	71/10.1	8-25	.320	0-0	.000	10-16	.625	8	15	23	3.3	13	0	3	8	7	1	26	3.7	





**2017-18:** Scored 14 points and grabbed five boards in his debut at Duquesne...Was named the Northeast Conference Rookie of the Week on 11/20 after his 22-pt performance in the win against Brown...Went 6-of-11 from behind the arc...His 6 treys were the most since Stefan Perunicic drained 7 treys three different times in 2008-2009...Scored 18 points and tied a career-high with 5 boards against CNR...Scored 18 points at Fordham... Added 18 more against Maritime, hitting a career-high 8-of-10 free throws.

**Background:** Jordan, a 6-foot-3 guard, finished his high school career in 2016, averaging 17.5 points a game as a senior and scored over 1,000 career points. Jordan, who also added four rebounds, three assists and two steals per game, was named Region 2-AAAAAA Player of the Year. He contributed 21 points, 4 rebounds, and 5 assists in his final State playoff game. Jordan spent the 2016-2017 campaign at National Top Sports Institute (NTSI), a first-year prep program in Scotland, Pennsylvania led by three-time National Prep Coach of the Year Chris Chaney. He averaged 18.2 points, 7.1 rebounds, and 5.0 assists per game and scored a season-high 34 points against Combine Academy.



## CAREER HIGHS

<b>POINTS</b>	<b>22 VS. BROWN, 11/20/17</b>
<b>FIELD GOALS</b>	<b>8 VS. BROWN, 11/20/17</b>
<b>FIELD GOALS ATTEMPTED</b>	<b>15. BROWN, 11/20/17</b>
<b>3PT FIELD GOALS</b>	<b>6 VS. BROWN, 11/20/17</b>
<b>3PT FIELD GOALS ATTEMPTED</b>	<b>11VS. BROWN, 11/20/17</b>
<b>FREE THROWS</b>	<b>8 VS. MARITIME (12/16/17)</b>
<b>FREE THROWS ATTEMPTED</b>	<b>10 VS. MARITIME (12/16/17)</b>
<b>REBOUNDS</b>	<b>5 (2X) VS. CNR (11/30/17)</b>
<b>ASSISTS</b>	<b>3 VS. MARITIME (12/16/17)</b>
<b>TURNOVERS</b>	<b>4 VS. BROWN, 11/20/17</b>
<b>BLOCKS</b>	<b>1 VS. NAVY, 11/24/17</b>
<b>STEALS</b>	<b>3 VS. MARITIME (12/16/17)</b>
<b>MINUTES</b>	<b>37 VS. BROWN, 11/20/17</b>

JORDAN, Jalen																			
Season	gp-gs	min/avg	Total fg-fga	pct	3-Point fg-fga	pct	F-Throws ft-fta	pct	Rebounds off	def	tot	avg	pf	fo	ast	to	blk	stl	Scoring pts avg
2017-18	11-11	294/26.7	46-102	.451	28-63	.444	26-34	.765	8	17	25	2.3	19	0	11	18	1	8	146 13.3
TOTAL	11-11	294/26.7	46-102	.451	28-63	.444	26-34	.765	8	17	25	2.3	19	0	11	18	1	8	146 13.3



**2017-18:** Scored 12 points in 31 minutes off the bench at Manhattan...Also had 6 assists and grabbed 5 boards...Contributed 8 points and hit all three of his fg attempts in the win vs. Brown... His dunk against Notre Dame made ESPN Sports Center's #3 play of the day...Scored 10 points against the Irish...Scored 11 points against Fordham...Came off the bench for 14 points versus Navy...Scored 14 points against Maritime and added 5 steals in just 22 minutes.

**Background:** Prior to SFBK: Helped lead St. Anthony's (LI) to the 2016 Nassau/Suffolk CHSAA Championship as the Friars upset #2 ranked Kellenberg, 49-45, at Hofstra University...Scored a game-high 21 points and was named the game's Most Valuable Player...Scored a team-high 18 points to lead Team Long Island in the 43rd Annual Wheelchair Classic Charities Basketball Classic against his Terrier teammate Rasheem Dunn's Team Brooklyn



**CAREER HIGHS**

<b>POINTS</b>	<b>14 (2X) LATEST VS. MARITIME (12/16/17)</b>
<b>FIELD GOALS</b>	<b>4 (4X) LATEST VS. MARITIME (12/16/17)</b>
<b>FIELD GOALS ATTEMPTED</b>	<b>10 VS. CNR (11/30/17)</b>
<b>3PT FIELD GOALS</b>	<b>3 @ MANHATTAN, 11/15/17</b>
<b>3PT FIELD GOALS ATTEMPTED</b>	<b>5 (2X) LATEST VS. CNR (11/30/17)</b>
<b>FREE THROWS</b>	<b>4 (2X) LATEST VS. MARITIME (12/16/17)</b>
<b>FREE THROWS ATTEMPTED</b>	<b>7 LATEST VS. MARITIME (12/16/17)</b>
<b>REBOUNDS</b>	<b>6 VS. ARMY (12/12/17)</b>
<b>ASSISTS</b>	<b>6 @ MANHATTAN, 11/15/17</b>
<b>TURNOVERS</b>	<b>2 (2X) LATEST VS. ARMY (12/12/17)</b>
<b>BLOCKS</b>	<b>1 (2X) LATEST VS. FGCU, 11/26/17</b>
<b>STEALS</b>	<b>5 VS. MARITIME (12/16/17)</b>
<b>MINUTES</b>	<b>31 @ MANHATTAN, 11/15/17</b>

NICHOLAS, Josh																			
Season	gp-gs	min/avg	Total fg-fga	pct	3-Point fg-fga	pct	F-Throws ft-fta	pct	off	def	tot	avg	pf	fo	ast	to	blk	stl	Scoring pts avg
2017-18	11-0	225/20.5	30-65	.462	14-29	.483	10-18	.556	11	15	26	2.4	25	0	10	8	4	14	84 7.6
TOTAL	11-0	225/20.5	30-65	.462	14-29	.483	10-18	.556	11	15	26	2.4	25	0	10	8	4	14	84 7.6