

# 2014-2015 St. Francis Brooklyn Basketball

## 2014-15 SCHEDULE

November 15	@ Georgetown	L, 83-62
<b>November 19</b>	<b>Army</b>	<b>L, 74-71</b>
November 23	@ Rutgers	L, 76-73
November 25	@ La Salle	L, 73-60
November 28	vs. Norfolk State ^	L, 72-70 OT
November 29	vs. Tenn. St. ^	W, 59-57
December 6	@ Liberty	W, 65-54
December 9	@ NJIT	L, 68-66
<b>December 13</b>	<b>Mount St. Vincent</b>	<b>W, 90-72</b>
<b>December 17</b>	<b>Delaware State</b>	<b>L, 72-64</b>
<b>December 20</b>	<b>Florida Atlantic</b>	<b>W, 61-56</b>
December 23	@ Monmouth	W, 71-46
December 30	<b>Columbia</b>	<b>W, 72-64</b>
January 3	@ Sacred Heart	W, 73-71
<b>January 5</b>	<b>Bryant</b>	<b>W, 65-47</b>
January 8	@ Fairleigh Dickinson	W, 78-69
January 10	@ Mount St. Mary's	L, 71-61
January 16	@ Robert Morris	W, 68-63
January 18	@ Saint Francis U.	W, 60-59
<b>January 21</b>	<b>Central Conn. State</b>	<b>W, 63-51</b>
<b>January 24</b>	<b>Robert Morris</b>	<b>L, 67-65</b>
<b>January 29</b>	<b>Mount St. Mary's</b>	<b>W, 73-67 OT</b>
<b>January 31</b>	<b>LIU Brooklyn</b>	<b>W, 81-64</b>
February 5	@ Central Conn. State	W, 90-81
February 7	@ Wagner	W, 66-51
<b>February 12</b>	<b>Wagner</b>	<b>W, 83-66</b>
<b>February 14</b>	<b>Sacred Heart</b>	<b>W, 71-62</b>
<b>February 19</b>	<b>Fairleigh Dickinson</b>	<b>W, 70-54</b>
<b>February 21</b>	<b>Saint Francis U.</b>	<b>W, 66-54</b>
February 26	@ LIU Brooklyn	W, 74-69 OT
February 28	@ Bryant	4:00 p.m.

^ games played at Saint Peter's  
% game played at Madison Square Garden



## St. Francis Brooklyn Terriers

21-9 (15-2) Northeast Conference)

at

## Bryant Bulldogs

14-14 (11-6) Northeast Conference)

February 28th (Smithfield, RI), 4:00 p.m.

**Last Time Out:** Senior forward Jalen Cannon recorded game-highs of 26 points and 15 rebounds to lead the visiting St. Francis Brooklyn Terriers to a 74-69, overtime victory at LIU Brooklyn on Thursday evening. In the process, Cannon became the program's all-time scoring leader and now has 1,667 career points. St. Francis Brooklyn has won nine contests in a row and improved to 21-9 overall and 15-2 in the Northeast Conference. Cannon, who is also St. Francis Brooklyn's all-time leading rebounder (1,105), hit just 5-of-14 field goals but the Allentown, Pennsylvania native went a career-best 16-for-19 from the free-throw line. He also grabbed a career-best 11 offensive rebounds and has now produced exactly 15 caroms in three consecutive games. Classmate Brent Jones added 12 points and senior Lowell Ulmer chipped in with 11 points. Junior forward Amdy Fall added 8 points, nine boards, and a game-high six blocked shots.

**Official Basketball Box Score -- Game Totals -- Final Statistics**  
St. Francis Brooklyn vs LIU Brooklyn  
02/26/15 7:00 p.m. at Brooklyn, N.Y. (Steinberg Center)

### St. Francis Brooklyn 74 • 21-9, 15-2 NEC

#	Player	Total		3-Ptr		Rebounds			PF	TP	A	TO	Blk	Stl	Min
		FG	FGA	FG	FGA	Off	Def	Total							
05	CANNON, Jalen	5-14	0-2	16-19	11	4	15	2	26	0	0	1	2	41	
15	HOOPER, Chris	0-2	0-0	0-0	0	1	1	5	0	1	0	1	1	6	
23	ULMER, Lowell	4-5	1-2	2-4	0	0	0	5	11	0	1	1	1	22	
00	JEWELL, Tyreek	1-13	1-5	3-5	1	4	5	1	6	1	2	0	1	24	
01	JONES, Brent	3-12	0-5	6-8	0	1	1	3	12	3	5	0	2	36	
02	HOPKINSON, Yunus	2-10	0-7	3-4	0	1	1	4	7	3	1	0	4	30	
03	JENIFER, Antonio	0-3	0-1	0-0	1	1	2	3	0	0	0	0	0	11	
04	OLAFSSON, Gunnar	0-1	0-1	0-0	0	1	1	2	0	0	0	0	0	11	
32	FALL, Amdy	2-3	0-0	4-8	2	7	9	1	8	0	3	6	1	31	
34	DOUGLAS, Kevin	0-1	0-0	4-6	1	2	3	5	4	0	0	0	2	13	
Team						4		2	6						
Totals		17-64		2-23		38-54		20		24	44	31	74	8	12
FG % 1st Half:		9-28		32.1%		2nd half:		7-31		22.6%		OT:		1-5	
3FG % 1st Half:		1-9		11.1%		2nd half:		1-13		7.7%		OT:		0-1	
FT % 1st Half:		8-11		72.7%		2nd half:		20-25		80.0%		OT:		10-18	
Game:		17-64		26.6%		Deadball		38-54		70.4%		Rebounds		8.1	

### LIU Brooklyn 69 • 12-16, 8-9 NEC

#	Player	Total		3-Ptr		Rebounds			PF	TP	A	TO	Blk	Stl	Min
		FG	FGA	FG	FGA	Off	Def	Total							
01	ATTERBERRY, Landon	3-9	1-3	0-0	2	4	6	4	7	1	1	0	0	20	
15	ZANNA, Nura	3-6	0-0	6-14	3	6	9	5	12	0	4	2	0	26	
04	MARTIN, Gerrell	4-11	1-3	3-3	1	4	5	4	12	0	1	0	1	34	
10	FRIDRIKSSON, Elvar	1-5	0-3	5-6	0	4	4	2	7	3	8	0	1	38	
02	HERMANNSSON, Martin	0-3	0-2	7-7	2	3	5	3	7	2	5	1	2	35	
00	WOODS, Trevin	2-5	1-3	2-2	1	2	3	5	7	0	1	2	2	25	
03	FLEMING, Iverson	0-1	0-1	0-0	0	0	0	2	0	2	0	1	1	5	
05	WOODS, Trevon	1-3	1-2	0-0	1	0	1	0	3	0	0	0	0	11	
11	HERNANDEZ, Joel	2-8	0-2	2-6	0	4	4	5	6	0	4	0	0	22	
23	FEIDANGA, Glenn	2-5	0-0	4-5	4	1	5	5	8	0	1	1	0	19	
Team						5		7	12						
Totals		18-56		4-19		29-43		19		35	54	35	69	6	27
FG % 1st Half:		9-27		33.3%		2nd half:		7-19		36.8%		OT:		2-10	
3FG % 1st Half:		2-7		28.6%		2nd half:		2-8		25.0%		OT:		0-4	
FT % 1st Half:		12-18		66.7%		2nd half:		14-18		77.8%		OT:		3-7	
Game:		18-56		32.1%		Deadball		4-19		21.1%		Rebounds		8	

Officials: Bill McCarthy, Paul Fala, David Fernandez  
Technical fouls: St. Francis Brooklyn-JONES, Brent; LIU Brooklyn-None.  
Attendance: 1527

Score by periods	1st	2nd	OT	Total
St. Francis Brooklyn	27	35	12	74
LIU Brooklyn	32	30	7	69

## PROBABLE STARTERS

Pos.	Player	MPG	PPG	RPG	APG	Quick Player Notes
G	#1 Brent Jones	34.2	13.8	3.5	5.3	Leads NEC with 61 steals and 2nd assists, has scored in double-figures in 27-of-30 contests....SFBK's all-time assists leader.
G	#0 Tyreek Jewell	29.8	9.5	3.8	1.1	Terriers 3rd leading scorer
F	#5 Jalen Cannon	34.2	17.0	10.4	1.1	18 "double-doubles" leads NEC...NEC All-Time Rebound King... (NCAA active leader with 1,105 reb.)
F	#15 Chris Hooper	13.2	5.1	3.6	0.7	Beat buzzer with game-winner at Saint Francis U (1/18/15). Career-high 16 pts vs. SHU (2/14/15)
F	#23 Lowell Ulmer	15.3	3.0	2.0	0.8	Scored a season-high 14 points and grabbed 7 boards versus FDU (2/19/15)

## BENCH

Pos.	Player	MPG	PPG	RPG	APG	Quick Player Notes
G	#4 Gunnar Olafsson	11.9	2.0	1.2	0.1	Hit a pair of treys at Rutgers for his first collegiate field goals.
G	#10 Glenn Sanabria	22.5	5.9	1.9	1.9	Hit a career-high 5 treys at CCSU (2/5/15)...Shooting 45 % from behind the arc (25-of-56)
F-C	#32 Amdy Fall	23.6	7.0	5.3	0.6	Leads NEC with 73 blocks and is 8th in NCAA... Averaging 3.1 bpg. in NEC contests
F	#34 Kevin Douglas	17.3	8.0	4.7	0.6	Missed 9 straight games (leg) before return on 1/21.
G	#2 Yunus Hopkinson	8.5	2.1	0.6	0.6	Scored a career-high 11 points at Saint Francis U (2/20/14) last season.
F	#3 Antonio Jenifer	11.2	4.7	3.1	0.3	Came up big with 11 key 2nd-half points in the victory at FDU (1/8/15)
F	#14 Jon Doss	Has yet to see action this season				
G	#31 Edon Molic	2.0	1.5	0.0	0.0	Walk-On hit a trey in the victory at Monmouth



# 2014-2015 St. Francis Brooklyn Basketball

## COLLEGE INFORMATION

<b>Location</b>	Brooklyn Heights, NY
<b>Founded</b>	1859
<b>President</b>	Brendan J. Dugan '68
<b>Enrollment</b>	2,700
<b>Nickname</b>	Terriers
<b>Colors</b>	Red & Royal
<b>Affiliation</b>	NCAA Division I
<b>Conference</b>	Northeast
<b>Home Court (Capacity)</b>	Pope PE Center (1,200)

<b>School Website</b>	www.sfc.edu
<b>Athletics Website</b>	www.SFCathletics.com
<b>Twitter</b>	@SFBKTerriers
<b>Facebook</b>	SFCTerriers

## COACHING STAFF

<b>Head Coach</b>	Glenn Braica
<b>Overall Record at St. Francis</b>	81-71 (5th season)
<b>Overall Career Record</b>	Same
<b>Assistant Coaches</b>	Clive Bentick Ron Ganulin Jamaal Womack
<b>Men's Basketball Phone</b>	(718) 489-5441

## TEAM INFORMATION

<b>Final 2013-14 Record</b>	18-14
<b>Final 2013-14 NEC Record</b>	9-7
<b>Final Northeast Conf. Place</b>	5th
<b>Letterwinners Ret/Lost</b>	6/7
<b>Starters Returning/Lost</b>	3/2

## Top Returners:

Jalen Cannon	14.7 ppg., 8.8 rpg.
Brent Jones	7.5 ppg., 6.0 apg.
Amyd Fall	5.2 ppg., 3.9 rpg., 1.7 bpg.

## Key Players Lost

Ben Mockford	12.0 ppg., 87 3-pointers
Wayne Martin	7.0 ppg., 4.9 rpg.

## ATHLETIC COMMUNICATIONS OFFICE

### David Gansell

Director of Athletic Communications  
Men's Basketball Contact  
180 Remsen Street  
Brooklyn Heights, NY 11201  
Office: (718) 489-5369  
Press Row: (718) 489-5412  
Fax: (718) 797-2140  
Cell: (718) 930-4237  
Email: dgansell@sfc.edu  
Twitter: @SFBK\_DG




## TERRIER FIRST; ST. FRANCIS BROOKLYN TOPS NEC PRE-SEASON COACHES POLL

For the first time in the history of the St. Francis Brooklyn men's basketball program, the Terriers will enter a season with the bullseye on their back. Named the preseason 2014-15 NEC favorite by league head coaches, St. Francis Brooklyn will look to bookend its year with another, more meaningful first: the program's first-ever NEC Tournament championship.

The announcement of the annual preseason poll was made Tuesday morning during NEC Basketball "Social" Media Day at Barclays Center in Brooklyn. St. Francis Brooklyn claimed six first place votes to finish ahead of Central Connecticut, which earned three first place nods.

Perennial contender Robert Morris was chosen third in the poll, followed by western Pennsylvania counterpart Saint Francis U in fourth. The Red Flash were awarded one first place vote. Defending NEC Tournament champion Mount St. Mary's was picked fifth, followed by Bryant in sixth and Wagner in the seventh spot. LIU Brooklyn, Fairleigh Dickinson and Sacred Heart occupied spots eight through ten.

Conducted annually, NEC coaches have only managed to correctly forecast the eventual league champion two times in the last 15 years. Over the last 27 years, the coaches have proven inaccurate on 23 occasions or 85 percent of the time.







## ABOUT THE COLLEGE

St. Francis College, often referred to as St. Francis or SFC, is a private, coeducational college located in Brooklyn Heights, New York, in the United States. The campus comprises five interconnected buildings, occupying half of a city block in Downtown Brooklyn. It was founded in 1859 by friars of the Order of Servants of Mary, a Franciscan order, as the St. Francis Academy and was the first private school in the Roman Catholic Diocese of Brooklyn. St. Francis College began as a parochial all-boys academy in the City of Brooklyn and has transformed into a small liberal arts college that has 19 academic departments which offer 72 majors and minors.

St. Francis College is a predominantly undergraduate institution, yet does have graduate programs in accounting, project management and psychology. St. Francis has been ranked nationally and regionally by Forbes magazine, Washington Monthly and U.S. News and World Report as one of the top baccalaureate colleges. St. Francis is set in an urban environment and is considered a commuter college. As of 2013, there are 2,900 undergraduates (10% part-time) and 66 graduates (45% part-time). The student to faculty ratio is 18:1 and 43.6% of classes have 20 or fewer students. The 2,900 students that attend St. Francis College come from over 80 countries. St. Francis College has been ranked by the New York Times and Forbes as one of the more diverse colleges in the United States.

SFC has 19 athletic teams that compete in Division I of the NCAA. SFC's teams participate in the Northeast Conference, with the exception of the men's and women's water polo teams which compete in the CWPA and the MAAC, respectively.

The St. Francis College men's basketball team, founded in 1896, is the oldest collegiate program

in New York City. In the Terrier's 117 year history, they have won 5 regular season championships and have had 3 NIT bids. The Terriers had their best season in 1953-54 under Daniel Lynch posting a record of 23-5 and reaching the NIT semi-finals. Then during Ron Ganulin's tenure as head coach, in the late 1990s and early 2000s, the team recaptured momentum and was one of the better teams in the NEC; from 1998 through 2004, St. Francis posted a 78-36 conference record. At the time Ganulin's assistant was Glenn Braica, who is the current head coach as of 2010. Braica was most recently an assistant under Norm Roberts at St. John's University.





Glenn Braica was named the 17th head coach in the history of the St. Francis Brooklyn men's basketball program on May 20, 2010 and is already the fifth winningest coach at the school. Under his tutelage, the Terriers have qualified for the Northeast Conference Tournament in each of his four seasons, and have opened some eyes both locally as well as on the national scene.

Braica has developed a reputation as one of the good guys in the industry and was honored last March as a finalist for the prestigious Skip Prosser Man of the Year Award. Braica joined other successful and well-respected coaches such as Duke's Mike Krzyzewski and Villanova's Jay Wright as nominees at a dinner ceremony held in conjunction with the NCAA Final Four in Dallas, Texas.

On the court, Braica's student-athletes exude the same intensity as their leader does on the sidelines and it's easy to tell why recruits sign up to play for him. A born-and-raised Brooklynite, Braica has spent his entire career in New York City, which began after his playing days at Queens College. He was an assistant at St. Francis Brooklyn for 15 years before a stint at St. John's, returning in 2010 as the program's head coach. That experience has helped Braica navigate through a crowded recruiting scene to thrust the Terriers back in contention to win an NEC championship. The squad has a distinct New York flavor as ten of his 14 current players hail from the city.

"The New York guys have been good to us," Braica said. "It's a lot of long-standing relationships, coaches I know and like and they trust us with their kids. "We never used to tell people 'We're from Brooklyn,' Braica admitted. "But now we advertise it because it's really the place to be."

Coral Gables, Florida was the place to be last November when the Terriers shocked the country by defeating the Miami Hurricanes in the 2013-2014 season-opener. In the process, Coach Braica and his staff delivered the program's first victory against an Atlantic Coast Conference team.

"This is one of the biggest wins, if not the biggest in the history of our school," Braica told the media during his press conference. "They are the defending ACC champs and are such a great program. I was particularly impressed that our guys had enough left at the end to pull this out after Miami had tied it up to force overtime. To have that kind of mental discipline is not easy so it's a credit to our guys that they were able to hang in there and win the game."

After another impressive victory at Florida Atlantic, Braica's group again had the college basketball world on the edge of their seats just ten days later as they carried the lead against national power Syracuse until the final minute in the Carrier Dome. Despite the heartbreaking defeat, the Terriers bounced back quickly and went on to tie a Northeast Conference record with nine victories during their non-conference slate. A last second triumph at America East regular-season champion Stony Brook was yet another statement victory for the program.

"What we accomplished last season was difficult," said Braica. "To come away with a 9-6 non-conference record was a testament to the hard work that our guys put in over the off-season and during practice. My coaching staff did an excellent job of preparing the team and they went out and executed the game plan in some very difficult environments."

St. Francis Director of Athletics Irma Garcia was on the money when she introduced Braica to the campus and media for the first time in 2010 saying, "With Glenn we get a true Brooklynite; someone who has spent his entire career making connections within the New York City basketball community. He's someone who cares about his student-athletes not just when they play for him, but years later. He is their mentor for life."

It didn't take long for Braica to get the program back on track. In his first season on the sidelines in 2010-2011, Braica led the Terriers to a 15-15 campaign and the No. 5 seed in the Northeast Conference Tournament. It was the program's best record since the 2003-04 season when St. Francis finished 15-13 and won a share of the NEC regular-season title. Under Braica, the Terriers increased their scoring by more than six points per game from the previous season and were one of the best teams in the country in taking care of the basketball, averaging a conference-low 13.3 turnovers per game. The team also led the NEC with 7.80 steals per game.

In 2011-2012, St. Francis hosted their first home conference tournament game since 1997 after placing fourth in the league standings. Braica's focus on strong defense certainly paid off. That season his squad was one of the best in the nation at guarding the three-point line. The Terriers ranked second in the NEC and 17th in the country in defensive three-point field goal percentage. Braica was rewarded by being named the Jim Phelan NEC Coach of the Year as well as the NABC Division I District 18 Co-Coach of the Year.

In his first stint at St. Francis, Braica was with the Terriers for 15 years and was the Associate Head Coach from the 2000-01 season to 2003-04 under his current assistant coach Ron Ganulin. During Braica's last seven years at St. Francis, the Terriers posted a 118-83 record, including an 88-42 mark in the NEC and captured two regular season titles. They finished with a .500 or better record in the league seven-straight years, at that time the longest active streak in the conference. They also reached the NEC Semifinals five times and had two championship game appearances in Braica's last five seasons. Braica helped Ganulin

orchestrate the Terriers' offensive system, which ranked first or second in the NEC in each of the last five seasons he was on staff. During his tenure the squad emerged from the league's lower tier and went on to become one of the conference's marquee programs.

From 1998-2004, the Terriers had one player named the league's Player of the Year, six first-team All-NEC selections, five second-team All-NEC honorees, two players that led the league in scoring, two NEC Rookies of the Year and a NEC Defensive Player of the Year. Braica recruited and coached several student-athletes that would go on to pro basketball careers during his time with the Terriers.

Following his first span at the college, Braica spent six seasons as an assistant at St. John's under Norm Roberts. When Roberts became head coach at St. John's, Braica, a teammate at Queens College, was his first hire.

Glenn is a proven recruiter, scout and strategist, and was instrumental in helping St. John's rebuild its program," said Roberts. "I truly believe that Glenn has the whole package. He brings experience, tremendous coaching ability as well as the personality and demeanor to promote and elevate St. Francis College to the top of the Northeast Conference."

Braica was also praised by Roberts for his ability to reach out to the community and Red Storm alumni, bringing former players back into the fold. He was also one of the co-directors of the Norm Roberts basketball camp, helping to increase enrollment from 75 campers in 2004 to 260 kids per session in 2009.

While at St. John's, Braica recruited and helped develop First Team All-Big East guard Dwight Hardy, Sixth Man of the Year Justin Burrell as well as D.J. Kennedy and Cedric Jackson, who both played in the NBA for the Cleveland Cavaliers.

From 2001-03, Braica was the head coach for the Empire State Games New York City men's open team, which won gold medals in 2001 and 2002, as well as a silver medal in 2003. The teams included former Terriers Cliff Strong, Sean Dantzer, Damien Herard, Devon Neckles, Karl Sanders, and Tristan Smith as well as current NBA player Royal Ivey. Braica has also coached numerous players that participated in the NBA Summer League, including Dwight Hardy (Miami Heat), Justin Burrell (Golden State Warriors), D.J. Kennedy (Cleveland Cavaliers), Paris Horne (Charlotte Hornets), and Justin Brownlee (NY Knicks & Charlotte Hornets).

Since taking over as the Terriers' head coach, several of Braica's student-athletes have gone on to sign professional contracts on the international circuit. Akeem Bennett '11, Ricky Cadell '11, Alex Harrinton '11, Stefan Perunicic '12, Akeem Johnson '13, Alexander Isailovic '14, and Ben Mockford '14 have all enjoyed success overseas.

Braica attended St. Agnes High School and Bishop Ford High School in Brooklyn in the early 1980s and graduated from Queens College in 1989. Braica began his coaching career at New York City Tech as an assistant in 1988. He also served as a teacher at The Reece School and in the New York City Board of Education from 1989-1994.

Braica and his wife, Christine, live in Brooklyn.

## The Braica File

- Has led the Terriers to five straight NEC playoff appearances.
- St. Francis Brooklyn hosted their first conference playoff contest since 1997 when they took on Quinnipiac in 2012.
- Named the Jim Phelan NEC Coach of the Year in 2012.
- Named the NABC Division I District 18 Coach of the Year in 2012.
- 2013-14 Skip Prosser Man of the Year Finalist.
- Led the Terriers to an NEC record 9 non-conference wins last season.





**Terriers Clinch Regular-Season NEC Championship!** The Terriers secured their first Northeast Conference regular-season championship since the 2003-2004 season after defeating the Saint Francis U. Red Flash, 66-54, last Saturday afternoon in front of an energized crowd at the Pope Physical Education Center. The Terriers, who have not participated in postseason play since 1963, will be the top-seed in the upcoming conference tournament and own home court advantage throughout the event. The victory also assured the Terriers of at least a berth in the National Invitational Tournament (NIT) should they fail to win the league tournament. St. Francis Brooklyn is now 21-9 (15-2 NEC) and have earned their first 20-win season since the 1998-99 campaign. The Terriers have won nine straight and 21 of their last 25 contests after opening the season with five straight defeats. ...SFBK's last 20-win season came in 1998-99 (20-8) and they won a program-high 23 contests in 1953-54... Their last 10-game winning streak came during the 2000-01 campaign.

#### **Cannon Becomes New SFBK & NEC Rebound King; Adds All-Time SFBK Scoring Crown**

On February 7th, Cannon made Northeast Conference history when he established a new career rebounding mark in a 66-51 win at Wagner. Cannon, who pulled down the milestone rebound early in the second-half, finished the game with 1,039 career boards, seven more than Quinnipiac's Justin Rutty, who collected 1,032 rebounds from 2007-11. And that wasn't the only milestone for Cannon during the week. On Feb. 5th, the NCAA's active career leader in rebounds (1,090) passed Jerome Williams (1,019) to establish the SFBK all-time mark and also became just the second player in NEC annals to eclipse 1,500 points and 1,000 rebounds. Cannon joins Rutty (1,521) as the only two NEC players to reach both plateaus. He also became SFBK's all-time leading scorer in the win against LIU Brooklyn (2/26/15) and now has 1,667 points.

#### **A February To Remember: Cannon Enjoying Hottest Stretch of His Career**

Cannon has been on a serious roll over the last seven games as he's averaging 24.7 points and 12.9 rebounds during the stretch. In addition, the Allentown, PA native is shooting 56 percent from the floor and 33 percent from behind the arc. He opened the run by scoring a career-high 35 points against Central Conn. State on February 5th. Cannon has grabbed 15 boards in three straight contests.

#### **Honors For Cannon Are Pouring In**

In addition to earning NEC Player of the Week honors on February 9th, Cannon took home Metropolitan Writers Basketball Association, Lou Henson Player of the Week (CollegeInsider.Com) and ECAC/Metro Upstate honors. And just this week, Cannon earned his 5th NEC POW of the season and his second MWBA and ECAC/Metro Upstate honor.

#### **Bryant Series:**

The Terriers have won 7-of-10 contests against the Bulldogs. SFBK defeated Bryant, 63-47, on January 5th in Brooklyn Heights. Tyreek Jewell paced the Terriers with 15 points and Amdy Fall recorded a double-double of 11 points and 10 boards. Bryant sharpshooter Dyami Starks was held to just five points on 2-of-10 shooting.

#### **NEC Career Rebounding Leaders**

<b>1. Jalen Cannon</b>	<b>SFBK</b>	<b>1,105</b>	<b>2011-15</b>
2. Justin Rutty	QU	1,032	2007-113.
3. Ron Robinson	CCSU	1,022	2000-04
4. Carey Scurry	LIU	1,013	1982-85
5. Alex Francis	BRY	990	2010-14

#### **SFBK Career Rebounding Leaders**

<b>1. Jalen Cannon</b>	<b>SFBK</b>	<b>1,105</b>	<b>2011-15</b>
2. Jerome Williams	SFBK	1,018	1972-76
3. Darrwin Purdie	SFBK	748	1985-89
4. Dennis McDermott	SFBK	708	1971-74
5. Robert Jackson	SFBK	675	1983-84

#### **NCAA Active Career Rebound Leaders**

<b>1. Jalen Cannon</b>	<b>SFBK</b>	<b>1,105</b>
2. Corey Petros	Oak.	1,060
3. Ousmane Drame	Quinn.	1,014
Alan Williams	UCSB	1,014
5. Javonte Green	Rad.	975

#### **SFBK Career Scoring Leaders**

<b>1. Jalen Cannon</b>	<b>1,666</b>	<b>2011-2015</b>
2. Ricky Cadell	1,662	2007-11
3. Dennis McDermott	1,578	1971-74
4. Darrwin Purdie	1,613	1985-89
5. Manny Figueroa	1,532	1975-79

#### **NCAA Active Career Double-Doubles Leaders**

1. Shawn Long	Louisiana-Laf.	48
<b>2. Jalen Cannon</b>	<b>SFBK</b>	<b>45</b>
3. Alan Williams	UCSB	44
4. Ousmane Drame	Quinn.	40
5. Stephen Maxwell	CSUN	40



## NEC Career Assist Leaders

### NEC Career Assist Leaders

4. Jeremy Goode	MSM	603	2006-10
5. Deon Hames	RID	598	1992-96
<b>6. Brent Jones</b>	<b>SFBK</b>	<b>591</b>	<b>2011-15</b>
7. Napoleon Lightning	SFU	589	1981-85
8. Courtney Pritchard	WC	563	2000-04
9. Andre Van Drost	WC	560	1982-87

### Jones Setting Records As Well

With 591 dimes, senior guard Brent Jones has established a new St. Francis Brooklyn school mark and jumped up to 6th on the NEC career assists chart. Jones passed Greg Nunn, who played from 1997-01 and held the previous SFBK mark with 534 helpers. Jones also became the 31st member of the 1,000 point club in the victory at CCSU (2/5/15), making him the first Terrier and 13th in NEC history with 1,000 points and 500 helpers. He is currently 11th on the active NCAA list.

### Jones' Stuffing the Stat Sheet; Moves Up Charts

Senior point guard Brent Jones ranks among the NEC's top-ten in six different categories this season. Jones leads the circuit in steals (2.00 pg.) and assists (5.4). The Brooklyn native also ranks 4th in minutes played (34.9 pg.), is 10th in 3-pt fg percentage (.355), 5th in assists/turnover ratio (1.70), and is 10th in scoring (13.8 pg.). He became SFBK's all-time leader in assists versus RMU (1/24/15) and now has 588 in his career. Jones has scored in double-figures in all but three contest this season. He recorded his first double-double of the season with 10 points and 10 assists against Wagner (2/12/15)

### Building Blocks

The Terriers are averaging a league-high 5.1 blocks per game this season (83rd in the NCAA). Junior Amdy Fall, who swatted a season-high six shots in the win at Robert Morris (1/16/15) leads the way with 67 rejections despite having missed six contests. SR forward Kevin Douglas recorded a career-high five blocks against Norfolk State (11/28/14) and Cannon swatted a career-best five shots versus Mount Saint Vincent (12/13/14). Cannon has 26 rejections on the season which is a career-high.

### Fall Standing Tall

There is simply no other player in the Northeast Conference quite as imposing as Terriers junior forward Amdy Fall. Fall is averaging 2.91 blocks per game (8th in country). The native of Senegal and has recorded 122 blocks over his first career 53 contests.

### Sanabria Providing A Spark

Freshman point guard Glenn Sanabria, who leads the NEC in 3-point accuracy (.441), has been a key contributor after playing

sparingly early in the season. The Staten Island native poured in a career-high 15 points in the victory against Mount Saint Vincent (12/13/14) and also handed out six assists and recorded three steals. Sanabria followed that up with 10 points against Delaware State (12/17/14). He recorded eight points and four helpers at Monmouth (12/23/14) and followed that up with 13 points versus Columbia (12/30/14). Sanabria came up with a pair of late treys in the win at RMU (1/15/15) and finished 3-for-3 from deep in the contest. He also forced overtime with a trey in the closing second of the OT win versus Mount (1/29/15). He went a career-best 5-of-6 from downtown in the win at CCSU (2/15/15) and tied his season-high with 15 points.

### Turning Around A Tough Start

It was a difficult start for the NEC preseason favorites as the team played eight of their first 12 contests away from Brooklyn Heights and opened the season with five straight losses. Four of those contests came down to the wire. But the Red & Blue have won 9 straight and have gone 21-4 since the 0-5 start to move 12 games over the .500 mark.

### Dominating the Boards

SFBK has won the war in the trenches in 21 of 30 games this season. They are an NEC-high +6.3 for the season on average, which is good for 17th in the country in the category. The Terriers have been sensational on the offensive glass, out-boarding their opponents by a 433-291 margin this season or 14.2 per game versus 9.4 on average..SFBK has recorded 20 or more offensive caroms in five different contests (Georgetown, Liberty, Delaware State, FDU (2/19/15), LIU (2/26/15)...The 28 offensive boards against FDU on Feb. 19th is tied for the 9th most in the NCAA this year. In that contest, the Terriers were a ridiculous +33 on the glass overall.

### Crown Jewel

Junior transfer Tyreek Jewell is providing coach Braica with a dependable third scorer after Cannon and Jones. He's reached double-figures in scoring in eight of 17 NEC contests and is averaging 10.1 ppg. in league games.

### Odd's & Ends

Fifth-year head coach Glenn Braica is now 81-71 at SFBK.....Joe Lunardi has the Terriers as a #16 seed play-in vs. Bucknell in his latest ESPN bracketology spotlight...The Terriers have trailed at the half in 10 of their 17 NEC contests and in 17-of-30 overall... Brent Jones is taking 11.0 shots per game this season after attempting just 6.5 per game through his first three years... Jalen Cannon played a career-high 45 minutes versus Mount St. Mary's (1/29/15)...The Terriers are 10-0 when holding their opponent under 40 percent from the field...The program has been featured in major outlets such as the NY Times, USA Today, NY Post, NY Daily News, and the Washington Post this season.





### St. Francis Brooklyn History In a Nutshell

The Terriers are one of five original Division I schools NEVER to Play In the NCAA Tournament (Northwestern, Army, William & Mary, Citadel) since it began in 1948. The school has played in three NIT Tournaments (1954, 1956, 1963). 1963 was the last post-season appearance for the program (52 years).

Founded in 1896, the St. Francis men's basketball team is the OLDEST collegiate program in New York City.

With an enrollment of 2,700 and a facility that holds just 1,200 fans (4th smallest in D1), St. Francis Brooklyn is one of the smallest schools in all of NCAA Division I.

St. Francis Brooklyn is a Franciscan college located in downtown Brooklyn. Most are shocked that there is a D1 basketball facility inside the building, which is located on Remsen Street in Brooklyn Heights.

### Post-Season Heartbreak "I know we are Franciscan but this is a bit much"

St. Francis Brooklyn is the lone NEC charter member that has yet to win an NEC title. The Terriers have also played the most games in NEC Tournament history (36) without winning a championship. St. Francis Brooklyn is 10-26 all-time in the NEC Tournament.

The Terriers have lost eight consecutive NEC quarterfinal contests and eight post-season games overall. St. Francis last won in March during the 2002-03 season with victories over CCSU and FDU before losing in the finals against Wagner.

The Terriers reached the NEC semifinals five straight seasons from 1999-03. St. Francis reached the league championship game in 2001 (losing to Monmouth, 67-64) and 2003 (losing to Wagner, 78-61).

St. Francis Brooklyn last won 20 games in 1998-99 but lost to Mount St. Mary's, 68-66, in the semifinals of the NEC Tournament.

The Terriers won the Northeast Conference regular-season title in 2000-2001 but lost in the championship game to Monmouth despite holding a 20-point lead with 14 minutes to go in the contest.

St. Francis Brooklyn won a share of the NEC regular-season crown with Monmouth in 2003-04, but lost to Central Connecticut State in the NEC quarterfinals.

Last season in the NEC quarterfinals, the Terriers led Mount St. Mary's by 17 points in the second-half but eventually lost on a 3-pointer at the buzzer. To make things worse, the Mountaineers put 6 players on the court by mistake and stole an inbounds pass which led to a basket with less than 30 seconds left. The officials never caught the violation. Mount went on to win the conference championship game and play in the NCAA play-in game.

### Recent Success

The Terriers have won 20 of their last 24 after opening the season 0-5.

Senior power forward Jalen Cannon is the NEC's all-time leading rebounder and is the NCAA active leader in the category.

Last season, the Terriers tied an NEC record with nine non-conference games. Their 18 wins were the most since the 2001-2002 campaign.

The Terriers defeated the Miami Hurricanes last season in the season-opener, their first win against an ACC school.

St. Francis Brooklyn led Syracuse at the Carrier Dome last season until the final minute of the contest.

### The Coach: Glenn Braica

Glenn Braica was an assistant coach for 15 years at St. Francis Brooklyn, 10 under Ron Ganulin, before he went on to become Norm Robert's lead assistant at St. John's for six years.

Braica returned as St. Francis Brooklyn's head coach in May, 2010. Braica hired his former boss Ron Ganulin to be an assistant coach last season.

The Terriers have qualified for the NEC Tournament all five seasons under Braica, who was a 2013-14 Skip Prosser Man of the Year finalist. Glenn was the Jim Phelan NEC Coach of the Year in 2011-2012.



# Official Basketball Box Score -- Game Totals -- Final Statistics

## Bryant vs St. Francis Brooklyn

1/5/15 4:00 p.m. at Brooklyn Heights, NY

**Bryant 47 • 4-7, 1-1 NEC**

##	Player		Total	3-Ptr	FT-FTA	Rebounds			PF	TP	A	TO	Blk	Stl	Min
			FG-FGA	FG-FGA		Off	Def	Tot							
10	O'SHEA, Joe	*	3-9	0-2	1-1	4	6	10	3	7	0	0	0	1	39
12	STARKS, Dyami	*	2-10	1-6	0-0	0	1	1	2	5	1	4	0	2	40-
14	SCOCCA, Andrew	*	2-3	0-0	0-0	0	2	2	2	4	0	0	0	0	26
22	GARVIN, Dan	*	1-7	0-0	5-6	2	2	4	4	7	1	1	1	1	24
23	McLAUGHLIN, Shane	*	3-7	1-1	0-0	0	3	3	2	7	4	3	0	0	33
00	CHIONUMA, Zach		0-2	0-1	2-6	0	1	1	0	2	0	0	0	1	4
01	WARE, Hunter		5-11	1-4	2-2	0	1	1	1	13	2	1	0	1	23
02	McBRIDE, Blake		0-1	0-0	0-0	1	0	1	0	0	0	0	0	0	3
20	RILEY, Gus		0-0	0-0	0-0	0	0	0	0	0	0	0	0	0	1
34	OAKLEY, Curtis		1-3	0-2	0-0	0	1	1	3	2	0	0	0	0	7
Team						3	3	6							
Totals			17-53	3-16	10-15	10	20	30	17	47	8	9	1	6	200

FG % 1st Half: 7-27 25.9% 2nd half: 10-26 38.5% Game: 17-53 32.1%  
 3FG % 1st Half: 1-6 16.7% 2nd half: 2-10 20.0% Game: 3-16 18.8%  
 FT % 1st Half: 5-9 55.6% 2nd half: 5-6 83.3% Game: 10-15 66.7%

Deadball  
Rebounds  
1

**St. Francis Brooklyn 63 • 8-7, 2-0 NEC**

##	Player		Total	3-Ptr	FT-FTA	Rebounds			PF	TP	A	TO	Blk	Stl	Min
			FG-FGA	FG-FGA		Off	Def	Tot							
00	JEWELL, Tyreek	*	7-13	1-6	0-0	1	4	5	0	15	0	1	0	0	35
01	JONES, Brent	*	5-11	1-4	2-2	0	3	3	1	13	6	4	0	2	35
05	CANNON, Jalen	*	2-7	1-4	3-5	2	6	8	2	8	2	2	2	0	34
15	HOOVER, Chris	*	0-1	0-0	2-2	0	1	1	3	2	0	2	0	0	8
23	ULMER, Lowell	*	2-2	1-1	1-1	0	2	2	1	6	0	0	0	0	20
02	HOPKINSON, Yunus		0-3	0-2	0-0	0	1	1	1	0	0	0	0	0	5
03	JENIFER, Antonio		0-4	0-0	0-0	2	1	3	0	0	0	0	0	0	8
04	OLAFSSON, Gunnar		1-1	1-1	0-0	1	0	1	1	3	0	1	0	0	7
10	SANABRIA, Glenn		2-3	1-2	0-0	0	2	2	2	5	0	1	1	1	19
32	FALL, Amdy		4-5	0-0	3-4	3	7	10	3	11	2	3	4	1	29
Team						1	2	3							
Totals			23-50	6-20	11-14	10	29	39	14	63	10	14	7	4	200

FG % 1st Half: 12-28 42.9% 2nd half: 11-22 50.0% Game: 23-50 46.0%  
 3FG % 1st Half: 5-12 41.7% 2nd half: 1-8 12.5% Game: 6-20 30.0%  
 FT % 1st Half: 5-6 83.3% 2nd half: 6-8 75.0% Game: 11-14 78.6%

Deadball  
Rebounds  
1

Officials: Dennis Allocco, Dave DeYoung, Tom Regan  
 Technical fouls: Bryant-None. St. Francis Brooklyn-None.  
 Attendance: 389

Score by periods	1st	2nd	Total
Bryant	20	27	47
St. Francis Brooklyn	34	29	63



## St. Francis Brooklyn Statistical Ranking Highlights

Team	NEC	NCAA	
Scoring Offense (69.6 ppg.)	2nd	120	
Scoring Defense (64.4 ppg.)	2nd	22	
Scoring Margin (+5.2)	1st	T-179	
Rebounding Margin (+6.3)	1st	17th	
Blocked Shots Per Game (5.2)	1st	27th	
Assists (12.4)	2nd	179	
Steals (6.6)	5th	163	
<b>Individual Players</b>			
	NEC	NCAA	NCAA Active
Jalen Cannon (17.1 ppg.)	4th	92nd	37th
Jalen Cannon (10.4 rpg.)	1st	13th	9th (9.0 pg.)
Jalen Cannon (313 total rebounds)	1st	NA	1st (1,105)
Jalen Cannon (3.74 offensive rebounds pg.)	1st	T-9	
Jalen Cannon (18 double-doubles)	1st	2nd	T-2 (45)
Brent Jones (2.0 steals pg.)	1st	T-16th	11th
Brent Jones (5.4 assists)	1st	31st	(11th 588)
Amdy Fall (2.91)	1st	8th	

**JALEN CANNON IS THE NCAA's ACTIVE  
CAREER REBOUND LEADER (1,105)**



## Terriers Record When

Overall	21-9
Home	11-3
Away	9-5
Neutral	1-1
Overtime	2-1
NEC Overall	15-2
NEC Home	8-1
NEC Away	7-1
Leading at the Half	12-1
Trailing at the Half	9-8
Tied at the Half	0-0
SFBK shoots 50% + from field	4-0
SFBK shoots between 40-49% from field	12-4
SFBK shoots under 40% from field	5-5
Opp. shoots 50% + from field	2-4
Opp shoots between 40-49 % from field	8-5
Opp shoots under 40 % from field	11-0
SFBK outrebounds oppponent	16-5
Opponent outrebounds SFBK	5-3
Tied in rebounds	0-1
SFBK commits 15 or more turnovers	6-5
SFBK commits less than 15 turnovers	15-4
SFBK commits less turnovers than opp.	12-2
Opponent commits less turnovers than SFBK	6-6
Turnovers are even	1-1
SFBK scores 100+	0-0
SFBK scores 90-99	2-0
SFBK scores 80-89	2-0
SFBK scores 70-79	8-3
SFBK scores 60-69	8-6
SFBK scores 59 or less	1-0
Games Decided by 5 or less	6-5
Games Decided by 6-10	5-2
Games Decided by 11+	10-2
Overtime	1-1
One Terrier in double-figures	1-0
Two Terriers in double-figures	4-0
Three Terriers in double-figures	13-6
Four Terriers in double-figures	3-3
Five Terriers in double-figures	0-0
In November	1-5
In December	5-2
In January	7-2
In February	8-0
In March	--
Day Games	9-4
Night Games	9-5
Overtime Games	1-0
On Sunday	1-1
On Monday	1-0
On Tuesday	2-2
On Wednesday	1-2
On Thursday	6-0
On Friday	1-1
On Saturday	8-3



## SFBK Combined Team Statistics (as of Feb 27, 2015)

### All games

RECORD:	OVERALL	HOME	AWAY	NEUTRAL
ALL GAMES	21-9	10-3	9-5	2-1
CONFERENCE	15-2	7-1	7-1	1-0
NON-CONFERENCE	6-7	3-2	2-4	1-1

#	Player	gp-gs	min	avg	Total		3-Point		F-Throw		Rebounds				pf	dq	a	to	blk	stl	pts	avg
					fg-fga	fg%	3fg-fga	3fg%	ft-fga	ft%	off	def	tot	avg								
05	CANNON, Jalen	30-30	1027	34.2	187-359	.521	23-72	.319	114-161	.708	121	192	313	10.4	50	1	32	48	27	23	511	17.0
01	JONES, Brent	30-30	1027	34.2	131-329	.398	41-122	.336	111-144	.771	23	81	104	3.5	52	0	159	98	1	61	414	13.8
00	JEWELL, Tyreek	30-29	897	29.9	105-305	.344	24-122	.197	50-75	.667	39	75	114	3.8	51	0	33	42	5	21	284	9.5
32	FALL, Amdy	24-7	572	23.8	51-98	.520	0-0	.000	65-95	.684	46	82	128	5.3	67	1	18	35	73	20	167	7.0
10	SANABRIA, Glenn	24-0	539	22.5	41-98	.418	26-59	.441	34-51	.667	21	27	48	2.0	44	1	45	28	3	17	142	5.9
34	DOUGLAS, Kevin	21-11	346	16.5	40-95	.421	14-42	.333	21-31	.677	21	49	70	3.3	48	3	9	23	10	7	115	5.5
15	HOOPER, Chris	30-23	397	13.2	59-114	.518	0-0	.000	36-61	.590	51	57	108	3.6	70	2	24	32	15	17	154	5.1
03	JENIFER, Antonio	29-0	307	10.6	43-119	.361	16-44	.364	14-26	.538	29	52	81	2.8	37	0	8	18	10	7	116	4.0
23	ULMER, Lowell	30-16	458	15.3	30-72	.417	7-19	.368	22-38	.579	29	32	61	2.0	68	2	25	23	10	15	89	3.0
02	HOPKINSON, Yunus	22-0	221	10.0	17-69	.246	7-43	.163	10-12	.833	2	12	14	0.6	27	0	15	14	0	7	51	2.3
04	OLAFSSON, Gunnar	25-4	278	11.1	14-44	.318	11-39	.282	4-6	.667	7	22	29	1.2	25	0	3	16	3	4	43	1.7
30	MOLIC, Edon	6-0	7	1.2	1-5	.200	1-5	.200	0-0	.000	0	0	0	0.0	2	0	0	1	0	0	3	0.5
Team											44	43	87					13				
Total.....		30	6076		719-1707	.421	170-567	.300	481-700	.687	433	724	1157	38.6	541	10	371	391	157	199	2089	69.6
Opponents.....		30	6075		677-1586	.427	157-416	.377	422-614	.687	291	678	969	32.3	601	22	318	409	90	183	1933	64.4

TEAM STATISTICS	SFBK	OPP	Date	Opponent	Score	Att.		
SCORING	2089	1933	11/15/14	at Georgetown	L 62-83	7854		
Points per game	69.6	64.4	11/19/14	ARMY	L 71-74	768		
Scoring margin	+5.2	-	11/23/14	at Rutgers	L 73-76	4117		
FIELD GOALS-ATT	719-1707	677-1586	11/25/14	at La Salle	L 60-73	1239		
Field goal pct	.421	.427	11/28/14	vs Norfolk State	Lot 70-72	0		
3 POINT FG-ATT	170-567	157-416	11/29/14	vs Tennessee State	W 59-57	0		
3-point FG pct	.300	.377	12-06-14	at Liberty	W 65-54	1025		
3-pt FG made per game	5.7	5.2	12/09/14	at NJIT	L 66-68	1372		
FREE THROWS-ATT	481-700	422-614	12/13/14	CMSV-M	W 90-72	535		
Free throw pct	.687	.687	12/17/14	DELAWARE STATE	L 64-72	535		
F-Throws made per game	16.0	14.1	12/20/14	FAU	W 61-56	503		
REBOUNDS	1157	969	12/23/14	at Monmouth	W 71-46	985		
Rebounds per game	38.6	32.3	12/30/14	COLUMBIA	W 72-64	905		
Rebounding margin	+6.3	-	* 1/3/15	at Sacred Heart	W 73-71	455		
ASSISTS	371	318	* 1/5/15	BRYANT	W 63-47	389		
Assists per game	12.4	10.6	* 01/08/15	at Fairleigh Dickinson	W 78-69	682		
TURNOVERS	391	409	* 01/10/15	at Mount St. Mary's	L 61-71	881		
Turnovers per game	13.0	13.6	* 01/16/15	at Robert Morris	W 68-63	2349		
Turnover margin	+0.6	-	* 01/18/15	at Saint Francis U	W 60-59	1106		
Assist/turnover ratio	0.9	0.8	* 1/21/15	vs CENTRAL CONNECTICUT	W 63-51	7532		
STEALS	199	183	* 1/24/15	ROBERT MORRIS	L 65-67	605		
Steals per game	6.6	6.1	* 1/29/15	MOUNT ST. MARY'S	Wot 73-67	465		
BLOCKS	157	90	* 1/31/15	LIU	W 81-64	785		
Blocks per game	5.2	3.0	* 02/05/15	at Central Connecticut	W 90-81	1274		
ATTENDANCE	8411	34274	* 02/07/15	at WAGNER	W 66-51	1876		
Home games-Avg/Game	13-647	14-1910	* 2/12/15	WAGNER	W 83-66	889		
Neutral site-Avg/Game	-	3-2511	* 2/14/15	SACRED HEART	W 71-62	485		
			* 2/19/15	FAIRLEIGH DICKINSON	W 70-54	670		
Score by Periods	1st	2nd	OT	Totals				
SFBK	936	1122	31	2089	* 02/21/15	SAINT FRANCIS U	W 66-54	877
Opponents	941	970	22	1933	* 02/26/15	at LIU Brooklyn	Wot 74-69	1527

\* - Conference game





### SFBK Combined Team Statistics (as of Feb 27, 2015) Conference games

<b>RECORD:</b>	<b>OVERALL</b>	<b>HOME</b>	<b>AWAY</b>	<b>NEUTRAL</b>
ALL GAMES	15-2	7-1	7-1	1-0
CONFERENCE	15-2	7-1	7-1	1-0
NON-CONFERENCE	0-0	0-0	0-0	0-0

#	Player	gp-gs	min	avg	Total		3-Point		F-Throw		Rebounds				pf	dq	a	to	blk	stl	pts	avg
					fg-fga	fg%	3fg-fga	3fg%	ft-fa	ft%	off	def	tot	avg								
05	CANNON, Jalen	17-17	600	35.3	118-218	.541	17-50	.340	72-102	.706	69	119	188	11.1	27	0	16	25	10	9	325	19.1
01	JONES, Brent	17-17	584	34.4	66-172	.384	24-75	.320	78-98	.796	13	46	59	3.5	35	0	101	53	1	29	234	13.8
00	JEWELL, Tyreek	17-17	539	31.7	65-174	.374	16-67	.239	25-40	.625	21	40	61	3.6	28	0	19	24	3	9	171	10.1
32	FALL, Amdy	17-2	410	24.1	40-70	.571	0-0	.000	45-65	.692	28	62	90	5.3	45	1	14	27	53	13	125	7.4
10	SANABRIA, Glenn	15-0	361	24.1	27-68	.397	18-40	.450	19-33	.576	14	19	33	2.2	31	1	27	17	2	10	91	6.1
15	HOOPER, Chris	17-15	220	12.9	39-67	.582	0-0	.000	21-35	.600	28	29	57	3.4	43	1	13	18	11	9	99	5.8
23	ULMER, Lowell	17-16	317	18.6	23-45	.511	7-16	.438	9-19	.474	18	21	39	2.3	39	1	17	17	8	9	62	3.6
34	DOUGLAS, Kevin	11-1	101	9.2	8-27	.296	5-15	.333	6-10	.600	5	13	18	1.6	18	1	2	1	3	4	27	2.5
03	JENIFER, Antonio	16-0	126	7.9	15-46	.326	6-21	.286	1-3	.333	10	20	30	1.9	13	0	2	7	7	1	37	2.3
02	HOPKINSON, Yunus	11-0	101	9.2	5-27	.185	2-20	.100	5-6	.833	0	4	4	0.4	15	0	6	2	0	4	17	1.5
04	OLAFSSON, Gunnar	12-0	89	7.4	6-13	.462	4-10	.400	1-2	.500	3	9	12	1.0	7	0	1	8	1	1	17	1.4
30	MOLIC, Edon	4-0	3	0.8	0-3	.000	0-3	.000	0-0	.000	0	0	0	0.0	1	0	0	1	0	0	0	0.0
Team											22	27	49					9				
Total.....		17	3451		412-930	.443	99-317	.312	282-413	.683	231	409	640	37.6	302	5	218	209	99	98	1205	70.9
Opponents.....		17	3450		364-891	.409	91-240	.379	247-353	.700	179	364	543	31.9	351	14	157	226	46	104	1066	62.7

TEAM STATISTICS	SFBK	OPP	Date	Opponent	Score	Att.
SCORING	1205	1066	* 1/3/15	at Sacred Heart	w 73-71	455
Points per game	70.9	62.7	* 1/5/15	BRYANT	w 63-47	389
Scoring margin	+8.2	-	* 01/08/15	at Fairleigh Dickinson	w 78-69	682
FIELD GOALS-ATT	412-930	364-891	* 01/10/15	at Mount St. Mary's	L 61-71	881
Field goal pct	.443	.409	* 01/16/15	at Robert Morris	w 68-63	2349
3 POINT FG-ATT	99-317	91-240	* 01/18/15	at Saint Francis U	w 60-59	1106
3-point FG pct	.312	.379	* 1/21/15	vs CENTRAL CONNECTICUT	w 63-51	7532
3-pt FG made per game	5.8	5.4	* 1/24/15	ROBERT MORRIS	L 65-67	605
FREE THROWS-ATT	282-413	247-353	* 1/29/15	MOUNT ST. MARY'S	Wot 73-67	465
Free throw pct	.683	.700	* 1/31/15	LIU	w 81-64	785
F-Throws made per game	16.6	14.5	* 02/05/15	at Central Connecticut	w 90-81	1274
REBOUNDS	640	543	* 02/07/15	at WAGNER	w 66-51	1876
Rebounds per game	37.6	31.9	* 2/12/15	WAGNER	w 83-66	889
Rebounding margin	+5.7	-	* 2/14/15	SACRED HEART	w 71-62	485
ASSISTS	218	157	* 2/19/15	FAIRLEIGH DICKINSON	w 70-54	670
Assists per game	12.8	9.2	* 02/21/15	SAINT FRANCIS U	w 66-54	877
TURNOVERS	209	226	* 02/26/15	at LIU Brooklyn	Wot 74-69	1527
Turnovers per game	12.3	13.3				
Turnover margin	+1.0	-				
Assist/turnover ratio	1.0	0.7				
STEALS	98	104				
Steals per game	5.8	6.1				
BLOCKS	99	46				
Blocks per game	5.8	2.7				
ATTENDANCE	5165	17682				
Home games-Avg/Game	8-646	8-1269				
Neutral site-Avg/Game	-	1-7532				

\* - Conference game

Score by Periods	1st	2nd	OT	Totals
SFBK	537	646	22	1205
Opponents	529	526	11	1066



**SFBK Team Game-by-Game Comparison (as of Feb 27, 2015)**  
**All games**

Opponent	1st	2nd	Score	Mar	Total FG	FG Pct	3-Pointers	3FG Pct	Free Throws	FT Pct	Rebounds	Assist	T/Over	Block	Steal	Fouls
Georgetown	31/37	31/46	62-83	(21)	23-71/32-61	.324/.525	6-19/2-10	.316/.200	10-17/17-25	.588/.680	45/40 +5	12/19	17/10	7/6	6/8	21/16
ARMY	34/35	37/39	71-74	(3)	26-59/30-68	.441/.441	6-16/5-23	.375/.217	13-21/9-15	.619/.600	40/35 +5	12/17	20/16	4/4	11/12	19/19
Rutgers	32/45	41/31	73-76	(3)	26-56/25-56	.464/.446	6-19/8-16	.316/.500	15-20/18-27	.750/.667	41/30 +11	9/11	21/12	5/3	9/9	23/17
La Salle	23/34	37/39	60-73	(13)	24-68/27-58	.353/.466	5-15/4-11	.333/.364	7-10/15-25	.700/.600	37/44 (7)	9/16	17/19	4/2	12/10	16/13
Norfolk State	33/24	28/37	70-72	(2)	24-54/26-48	.444/.542	6-22/3-8	.273/.375	16-24/17-25	.667/.680	28/30 (2)	12/14	21/21	7/4	7/8	23/24
Tennessee State	24/22	35/35	59-57	+2	17-53/20-55	.321/.364	2-18/8-15	.111/.533	23-39/9-18	.590/.500	43/39 +4	9/11	10/10	7/4	3/5	14/28
Liberty	26/23	39/31	65-54	+11	22-62/18-47	.355/.383	2-20/3-12	.100/.250	19-24/15-23	.792/.652	43/34 +9	10/13	10/15	2/2	8/5	19/22
NJIT	33/38	33/30	66-68	(2)	20-59/20-41	.339/.488	7-22/6-14	.318/.429	19-27/22-29	.704/.759	31/36 (5)	9/11	6/14	7/7	8/3	22/20
CMSV-M	44/43	46/29	90-72	+18	33-70/25-57	.471/.439	12-34/6-15	.353/.400	12-17/16-24	.706/.667	47/30 +17	20/13	13/15	6/1	9/4	22/13
DELAWARE STATE	26/36	38/36	64-72	(8)	24-65/25-50	.369/.500	3-21/10-16	.143/.625	13-17/12-14	.765/.857	45/25 +20	13/12	12/9	2/2	3/3	16/17
FAU	27/28	34/28	61-56	+5	21-54/21-54	.389/.389	1-5/5-14	.200/.357	18-26/9-13	.692/.692	42/30 +12	10/7	12/13	1/3	9/5	14/21
Monmouth	32/23	39/23	71-46	+25	23-53/19-51	.434/.373	11-23/2-9	.478/.222	14-19/6-9	.737/.667	42/24 +18	15/9	13/14	2/5	8/4	16/17
COLUMBIA	34/24	38/40	72-64	+8	24-53/25-49	.453/.510	4-16/4-13	.250/.308	20-26/10-14	.769/.714	33/29 +4	13/8	10/15	4/1	8/3	14/23
Sacred Heart	32/42	41/29	73-71	+2	25-59/25-56	.424/.446	7-24/4-11	.292/.364	16-24/17-22	.667/.773	39/35 +4	11/14	13/13	5/2	4/4	19/19
BRYANT	34/20	29/27	63-47	+16	23-50/17-53	.460/.321	6-20/3-16	.300/.188	11-14/10-15	.786/.667	39/30 +9	10/8	14/9	7/1	4/6	14/17
Fairleigh Dickinson	47/32	31/37	78-69	+9	22-44/23-54	.500/.426	8-15/5-15	.533/.333	26-39/18-21	.667/.857	34/26 +8	16/11	15/12	3/6	5/10	15/27
Mount St. Mary's	30/36	31/35	61-71	(10)	24-55/23-46	.436/.500	5-19/12-23	.263/.522	8-15/13-23	.533/.565	32/32 -	8/17	14/13	2/4	6/3	20/16
Robert Morris	21/29	47/34	68-63	+5	22-48/21-53	.458/.396	7-20/5-10	.350/.500	17-30/16-20	.567/.800	31/36 (5)	13/10	7/9	7/0	3/2	17/23
Saint Francis U	26/27	34/32	60-59	+1	23-45/21-42	.511/.500	5-17/4-13	.294/.308	9-13/13-15	.692/.867	22/24 (2)	4/7	15/17	2/3	8/8	15/13
CENTRAL CONNECTICUT	30/34	33/17	63-51	+12	27-50/19-49	.540/.388	2-11/7-17	.182/.412	7-13/6-9	.538/.667	28/30 (2)	15/8	10/16	6/0	7/5	12/16
ROBERT MORRIS	31/35	34/32	65-67	(2)	22-62/22-49	.355/.449	5-17/6-9	.294/.667	16-28/17-24	.571/.708	45/33 +12	14/9	12/15	6/4	6/7	18/22
MOUNT ST. MARY'S	26/27	37/36	73-67	+6	23-53/23-47	.434/.489	6-14/6-15	.429/.400	21-28/15-23	.750/.652	40/24 +16	11/7	18/16	5/3	7/9	22/24
LIU	40/34	41/30	81-64	+17	30-59/22-57	.508/.386	8-19/4-12	.421/.333	13-15/16-24	.867/.667	37/35 +2	19/7	9/10	8/2	3/6	21/17
Central Connecticut	33/37	57/44	90-81	+9	32-65/27-63	.492/.429	11-21/8-15	.524/.533	15-21/19-25	.714/.760	43/35 +8	16/11	8/6	6/2	3/6	18/17
WAGNER	35/26	31/25	66-51	+15	21-45/15-57	.467/.263	6-19/2-11	.316/.182	18-29/19-25	.621/.760	35/37 (2)	12/7	12/13	7/3	5/8	19/24
WAGNER	33/30	50/36	83-66	+17	29-60/25-53	.483/.472	7-17/7-17	.412/.412	18-29/9-13	.621/.692	39/31 +8	20/9	6/14	7/3	4/1	15/26
SACRED HEART	31/35	40/27	71-62	+9	26-61/23-55	.426/.418	5-18/6-12	.278/.500	14-17/10-16	.824/.625	37/36 +1	17/12	9/15	7/3	10/5	14/17
FAIRLEIGH DICKINSON	33/26	37/28	70-54	+16	25-65/20-53	.385/.377	4-24/5-14	.167/.357	16-23/9-14	.696/.643	57/24 +33	12/7	19/12	8/3	7/12	15/20
SAINT FRANCIS U	28/27	38/27	66-54	+12	21-45/20-48	.467/.417	5-19/3-11	.263/.273	19-21/11-21	.905/.524	38/21 +17	12/7	16/9	4/1	2/5	17/18
LIU Brooklyn	27/32	35/30	74-69	+5	17-64/18-56	.266/.321	2-23/4-19	.087/.211	38-54/29-43	.704/.674	44/54 (10)	8/6	12/27	9/6	14/7	31/35

Note: Game totals are displayed in the format TEAM/OPPONENT for each category





**SFBK Points-Rebounds-Assists (as of Feb 27, 2015)**  
**All games**

Opponent	Date	Score	00 JEWELL,TYR	01 JONES,BREN	02 HOPKINSON,	03 JENIFER,AN	04 OLAFSSON,G	05 CANNON,JAL	10 SANABRIA,G
at Georgetown	11/15/14	62-83 L	6-3-1	13-3-6	7-3-0	11-5-1	1-2-0	10-5-2	0-1-1
ARMY	11/19/14	71-74 L	5-2-0	10-4-6	6-1-4	12-8-1	0-0-1	15-10-0	DNP
at Rutgers	11/23/14	73-76 L	13-5-1	11-3-4	0-0-0	11-6-1	6-3-0	2-3-1	DNP
at La Salle	11/25/14	60-73 L	11-3-1	13-2-3	3-0-0	8-4-0	6-0-0	11-13-1	0-0-0
vs Norfolk State	11/28/14	70-72 L	6-3-1	11-3-5	0-0-1	8-4-0	5-1-1	23-9-0	DNP
vs Tennessee State	11/29/14	59-57 W	7-7-0	11-2-2	0-1-0	4-4-1	0-3-0	15-14-1	DNP
at Liberty	12-06-14	65-54 W	7-1-0	16-3-4	0-0-0	2-0-0	0-0-0	16-9-0	4-6-3
at NJIT	12/09/14	66-68 L	14-5-1	16-1-2	2-1-0	0-2-0	2-1-0	12-5-0	0-0-2
CMSV-M	12/13/14	90-72 W	5-7-2	25-6-6	7-1-2	6-4-0	3-2-0	18-12-3	15-2-6
DELAWARE STATE	12/17/14	64-72 L	10-5-1	5-7-9	DNP	0-1-0	3-1-0	16-10-1	10-2-1
FAU	122014	61-56 W	9-6-2	14-5-4	DNP	7-4-0	0-1-0	17-10-2	1-1-0
at Monmouth	12/23/14	71-46 W	11-3-2	16-4-4	6-0-2	6-7-2	0-2-0	16-13-0	8-1-4
COLUMBIA	12/30/14	72-64 W	9-3-2	19-2-3	3-3-0	4-2-0	0-1-0	15-12-5	13-2-1
at Sacred Heart	1/3/15	73-71 W	15-5-1	13-4-7	3-0-0	4-3-0	DNP	21-13-0	6-0-1
BRYANT	1/5/15	63-47 W	15-5-0	13-3-6	0-1-0	0-3-0	3-1-0	8-8-2	5-2-0
at Fairleigh Dickinson	01/08/15	78-69 W	9-3-2	14-4-5	DNP	11-3-0	3-2-0	19-9-3	12-4-5
at Mount St. Mary's	01/10/15	61-71 L	14-1-0	13-4-5	DNP	0-0-0	0-2-0	19-13-0	3-1-1
at Robert Morris	01/16/15	68-63 W	7-4-1	23-4-6	0-0-0	0-1-0	0-0-0	5-8-2	11-5-2
at Saint Francis U	01/18/15	60-59 W	10-4-0	20-1-2	DNP	5-2-0	0-0-0	7-3-0	3-0-0
vs CENTRAL CONNECTICU	1/21/15	63-51 W	14-4-1	22-3-6	DNP	0-1-0	DNP	15-6-1	3-2-5
ROBERT MORRIS	1/24/15	65-67 L	15-5-1	11-3-9	0-0-0	0-0-0	DNP	21-16-1	0-1-2
MOUNT ST. MARY'S	1/29/15	73-67 W	2-1-0	18-9-5	0-0-0	DNP	2-1-0	26-13-0	8-3-0
LIU	1/31/15	81-64 W	12-3-2	15-4-8	0-0-0	9-5-1	6-3-0	11-9-0	5-0-2
at Central Connecticut	02/05/15	90-81 W	8-3-2	14-2-7	0-0-0	0-3-0	0-1-1	35-13-1	15-4-1
at WAGNER	02/07/15	66-51 W	6-1-0	6-4-5	0-0-1	6-4-1	DNP	29-11-3	4-2-1
WAGNER	2/12/15	83-66 W	9-5-1	10-2-10	DNP	2-0-0	DNP	26-12-1	7-3-5
SACRED HEART	2/14/15	71-62 W	12-2-3	15-4-9	DNP	0-2-0	3-0-0	7-9-1	2-1-1
FAIRLEIGH DICKINSON	2/19/15	70-54 W	9-3-3	0-2-4	0-0-1	0-1-0	0-1-0	27-15-0	7-5-1
SAINT FRANCIS U	02/21/15	66-54 W	8-7-1	15-5-4	7-2-1	0-0-0	0-0-0	23-15-1	DNP
at LIU Brooklyn	02/26/15	74-69 W	6-5-1	12-1-3	7-1-3	0-2-0	0-1-0	26-15-0	DNP

Opponent	Date	Score	15 HOOPER,CHR	23 ULMER,LOWE	30 MOLIC,EDON	32 FALL,AMDY	34 DOUGLAS,KE
at Georgetown	11/15/14	62-83 L	7-5-0	0-1-0	DNP	2-4-1	5-8-0
ARMY	11/19/14	71-74 L	4-2-0	0-1-0	DNP	7-4-0	12-5-0
at Rutgers	11/23/14	73-76 L	9-7-1	0-0-0	DNP	6-5-1	15-7-0
at La Salle	11/25/14	60-73 L	4-3-2	0-2-0	DNP	2-4-2	2-4-0
vs Norfolk State	11/28/14	70-72 L	5-4-2	1-0-0	DNP	DNP	11-4-2
vs Tennessee State	11/29/14	59-57 W	6-3-3	4-2-1	DNP	DNP	12-4-1
at Liberty	12-06-14	65-54 W	2-3-1	0-2-0	DNP	14-10-0	4-5-2
at NJIT	12/09/14	66-68 L	0-1-0	6-3-3	DNP	6-6-0	8-3-1
CMSV-M	12/13/14	90-72 W	0-1-0	0-1-0	0-0-0	DNP	11-6-1
DELAWARE STATE	12/17/14	64-72 L	2-5-0	10-5-1	DNP	DNP	8-6-0
FAU	122014	61-56 W	9-10-1	4-2-1	DNP	DNP	DNP
at Monmouth	12/23/14	71-46 W	3-5-1	2-3-0	3-0-0	DNP	DNP
COLUMBIA	12/30/14	72-64 W	4-2-0	0-0-2	DNP	5-5-0	DNP
at Sacred Heart	1/3/15	73-71 W	4-3-1	0-2-1	DNP	7-5-0	DNP
BRYANT	1/5/15	63-47 W	2-1-0	6-2-0	DNP	11-10-2	DNP
at Fairleigh Dickinson	01/08/15	78-69 W	3-1-0	2-2-1	DNP	5-4-0	DNP
at Mount St. Mary's	01/10/15	61-71 L	6-5-0	0-0-1	DNP	6-4-1	DNP
at Robert Morris	01/16/15	68-63 W	11-4-1	2-1-0	DNP	9-3-1	DNP
at Saint Francis U	01/18/15	60-59 W	11-6-0	0-2-2	DNP	4-4-0	DNP
vs CENTRAL CONNECTICU	1/21/15	63-51 W	2-3-0	1-1-2	0-0-0	6-6-0	0-0-0
ROBERT MORRIS	1/24/15	65-67 L	4-8-0	5-3-0	DNP	7-8-1	2-1-0
MOUNT ST. MARY'S	1/29/15	73-67 W	7-4-1	2-3-3	DNP	2-3-2	6-1-0
LIU	1/31/15	81-64 W	9-2-4	0-0-1	0-0-0	14-6-1	0-3-0
at Central Connecticut	02/05/15	90-81 W	2-1-0	7-3-1	DNP	6-5-2	3-0-1
at WAGNER	02/07/15	66-51 W	6-1-0	0-1-0	0-0-0	9-4-1	0-3-0
WAGNER	2/12/15	83-66 W	8-3-2	5-7-1	DNP	13-5-0	3-0-0
SACRED HEART	2/14/15	71-62 W	16-6-0	2-3-2	DNP	7-4-1	7-3-0
FAIRLEIGH DICKINSON	2/19/15	70-54 W	4-5-2	14-7-1	0-0-0	7-9-0	2-4-0
SAINT FRANCIS U	02/21/15	66-54 W	4-3-1	5-2-1	DNP	4-1-2	0-0-1
at LIU Brooklyn	02/26/15	74-69 W	0-1-1	11-0-0	DNP	8-9-0	4-3-0



No.	Name	Pos.	Yr.	Ht.	Wt.	Hometown/High School/Last School
0	Tyreek Jewell	G/F	JR	6-1	180	Brooklyn, NY/Leadership & Public Service (Jamestown C.C.)
1	Brent Jones	G	SR	5-10	170	Brooklyn, NY/Bedford Acad.
2	Yunus Hopkinson	G	SO	5-10	175	New York, NY / Lee Acad. (Lee, Maine)
3	Antonio Jenifer	F	JR	6-7	215	Hillcrest, MD/Potomac, H.S. (Hagerstown C.C.)
4	Gunnar Olafsson	G/F	FR	6-3	195	Reykjavik, Iceland
5	Jalen Cannon	F	SR	6-6	235	Allentown, PA/William Allen
10	Glenn Sanabria	G	FR	5-11	180	Staten Island, NY/St. Peter's
13	Keon Williams	F	FR	6-4	175	Elizabethtown, KY/John Hardin
14	Jon Doss	F	JR	6-4	170	Chicago, Ill./Hope Acad. (Eastern Wyoming C.C.)
15	Chris Hooper	F	JR	6-6	230	New York, NY/Satellite Acad. (Odessa C.C.)
23	Lowell Ulmer	F	SR	6-5	225	Staten Island, NY/McKee-Staten Island Tech
30	Edon Molic	G	JR	6-3	180	Brooklyn, NY/ St. Anthony's (N.J.)
32	Amdy Fall	F	JR	6-7	220	New York, NY / Wings Acad.
34	Kevin Douglas	F	SR	6-5	220	Bronx, NY/Frederick Douglass Acad.

### Coaching Staff

Glenn Braica (5th Year Head Coach) - Queens College '89

Clive Bentick (8th Year Assistant Coach) - Canisius College '01

Ron Ganulin (2nd Year Assistant Coach)-LIU-Brooklyn '68

Jamaal Womack (2nd Year Assistant Coach)-St. Francis Brooklyn '09

### Pronunciations

2	You-niss Hopkinson
4	Gunner Oh-luff-son
5	Jay-lynn Cannon
10	Glenn Sa-Knob-Ria
23	Low-el
31	E-Don Molick
32	Amm-dee

### Coaches

Glenn Brike-uh





## Media Roster



**#0 Tyreek Jewell**  
JR, G/F, 6-1, 180  
Brooklyn, NY  
Leadership & Public Service



**#1 Brent Jones**  
SR, G, 5-10, 170  
Brooklyn, NY  
Bedford Academy



**#2 Yunus Hopkinson**  
SO, G, 5-10, 175  
New York, NY  
Lee Acd. (Lee, Maine)



**#3 Antonio Jenifer**  
JR, F, 6-7, 215  
Hillcrest, Md.  
Potomac



**#4 Gunnar Olafsson**  
FR, G/F, 6-3, 195  
Reykjavik, Iceland



**#5 Jalen Cannon**  
SR, F, 6-6, 235  
Allentown, PA  
William Allen



**#10 Glenn Sanabria**  
FR, G, 5-11, 180  
Staten Island, NY  
St. Peter's



**#13 Keon Williams**  
FR, F, 6-4, 175  
Elizabethtown, KY  
John Hardin



**#14 Jon Doss**  
JR, F, 6-4, 170  
Chicago, Ill.  
Hope Academy



**#15 Chris Hooper**  
JR, F, 6-6, 230  
New York, NY  
Satellite Academy



**#23 Lowell Ulmer**  
SR, F, 6-5, 225  
Staten Island, NY  
McKee-Staten Island Tech



**#30 Edon Molic**  
JR, G, 6-3, 180  
Brooklyn, NY  
St. Anthony's (NJ)



**#32 Amdy Fall**  
JR, F, 6-7, 220  
New York, NY  
Wings Academy



**#34 Kevin Douglas**  
SR, F, 6-5, 220  
Bronx, NY  
Frederick Douglass



**Head Coach**  
Glenn Braica  
Fifth Season



**Quick Hitters:** Cannon, who has racked up 1,667 career points and 1,105 rebounds (First among all NCAA active players), has become just the second player in Northeast Conference history to amass 1,500 points and 1,000 rebounds. (Quinnipiac's Justin Ruttly)...Cannon became the Terriers' all-time rebound "King" at CCSU (2/5/15).. He also became the programs all-time leading scorer at LIU Brooklyn (2/26/15)...Cannon became the 29th member of the Terriers 1,000 Point Club at FDU (1/23/14) and was the first player since Ricky Cadell '11 (school-record 1,662 pts) to hit the mark in his junior season...Became the NEC's all-time leading rebounder at Wagner (2/7/15)...Has produced 44 career double-doubles (2nd among all active NCAA players)... Also has compiled 22 career 20-point games...Is the Terriers all-time leader in made free-throws (407)...Has set a new SFC single-season mark with 313 rebounds.

**2014-2015:** Averaging 24.7 ppg. and 12.9 rpg. over last seven contests...Has pulled down 15 boards in three straight contests... A Preseason First Team All Northeast Conference pick...Leads the NEC in rebounding at 10.4 per game (19th in the country)...Has recorded an NEC-high 18 double-doubles (2nd in country), including a career-high 6 games in a row from 12/13 through 1/3/15)... NEC Player of the Week (12/1/14), (12/29/14), 1/6/15, 2/9/15), and (2/23/15)...Metropolitan Writers Association POW (2/9/15, 2/24/15)...Lou Henson CollegeInsider.com POW (2/9/15)...ECAC/Upstate POW (2/9/15, 2/12/15/15)...Named to the Barclays Classic All-Tournament Team...Converted an NEC-high 16-of-19 free-throws in the win at LIU Brooklyn (2/26/15).

**2013-2014:** A First Team All Northeast Conference Selection...Finished seventh in the NEC in scoring (14.9 ppg.) and led the league in rebounding (8.2 rpg.)...Tied for third in the NEC with nine double-doubles...Recorded a double-double with 14 points and 10 boards in the victory at Miami FL. (11-8-13) and recorded a pair of clutch field goals in the overtime period.

**2012-2013:** Named to the Second Team All Northeast Conference Squad...Finished second in the league in rebounding (8.9 rpg.), 5th in field goal percentage (.556) and tied for ninth in scoring (14.7)...Also tied for second in the conference with 10 double-doubles...Was 53rd in the NCAA in rebounding for the second straight season.

**2011-2012:** Was Named to the NEC All Rookie Team...Was the second-leading freshmen rebounder in the country at 8.8 rpg and finished tied for 53rd overall....Was 5th in the NCAA in rebounds per 40 minutes (14.4)...Tied an NEC single-game high with 20 boards at FDU (2/25/12)...Averaged 23.4 minutes per game...Paced the team in rebounding at 8.8 per game, which was good for 4th in the conference...Was third in the NEC in offensive boards (3.4 pg.)...Recorded an NEC freshmen-high eight double-doubles, tied for the 3rd most in the league...Finished second in the NEC with 9.4 rebounds per game and a .598 field goal percentage in league games...Named NEC Rookie of the Week (1/16/12).

**Background:** Cannon was named the Morning Call (Lehigh Valley) Co-Player of the Year along with current Villanova junior Darrun Hilliard. Helped lead the Canaries to a 23-5 record and was named Second Team All-State (PIAA 4A) after averaging 19.6 points, 10.3 rebounds, and 1.5 blocks per game. Cannon poured in 550 points in his senior season and recorded two games of 30 or more points (vs. Whitehall and Pocono Mountain East). Cannon also scored 22 points and ripped 20 caroms in the District II Class 4A Championship game victory against Liberty.

#### CANNON'S CAREER STATISTICS

YEAR	GP/S	FGM-FGA	FG%	3FGM-3FGA	FTM-FTA	FT%	PTS	PPG	REB	RPG	AST	TO	BLK	STL
2011-12	30/18	85-153	.556	0-0	70-118	.593	240	8.0	265	8.8	22	24	16	17
2012-13	30/29	170-306	.556	6-24	94-138	.681	440	14.7	264	8.8	20	43	11	30
2013-14	32/32	164-335	.490	13-48	271	135-189	.714	476	14.9	263	8.2	39	37	20
2014-15	30/30	182-345	.528	23-70	329	114-161	.708	511	17.0	313	10.4	32	48	23
Totals	122-109	606-1153	.528	42-144	296	413-606	.681	1,667	13.6	1,090	9.00	113	152	90

#### SFBK Individual Game-by-Game (as of Feb 27, 2015) All games

##### #05 CANNON, Jalen

Opponent	Date	gs	min	Total		3-Pointers		Free throws		Rebounds				pf	a	t/o	blk	stl	pts	avg	
				fg-fga	pct	3fg-fga	pct	ft-fa	pct	off	def	tot	avg								
at Georgetown	11/15/14	*	24	4-12	.333	1-3	.333	1-3	.333	4	1	5	5.0	2	2	2	0	10	10.0		
ARMY	11/19/14	*	26	5-10	.500	1-1	1.000	4-7	.571	5	5	10	7.5	3	0	4	1	2	15	12.5	
at Rutgers	11/23/14	*	12	1-2	.500	0-0	.000	0-1	.000	1	2	3	6.0	5	1	2	0	0	2	9.0	
at La Salle	11/25/14	*	31	4-12	.333	0-1	.000	3-4	.750	2	11	13	7.8	1	1	1	1	2	11	9.5	
vs Norfolk State	11/28/14	*	41	9-13	.692	1-2	.500	4-5	.800	4	5	9	8.0	2	0	4	0	3	23	12.2	
vs Tennessee State	11/29/14	*	40	4-10	.400	0-2	.000	7-10	.700	8	6	14	9.0	2	1	3	2	0	15	12.7	
at Liberty	12-06-14	*	35	5-12	.417	1-4	.250	5-7	.714	6	3	9	9.0	1	0	0	0	1	16	13.1	
at NJIT	12/09/14	*	36	5-12	.417	0-1	.000	2-2	1.000	1	4	5	8.5	1	0	2	2	1	12	13.0	
CMSV-M	12/13/14	*	37	8-9	.889	0-0	.000	2-3	.667	3	9	12	8.9	2	3	1	5	2	18	13.6	
DELAWARE STATE	12/17/14	*	36	8-13	.615	0-1	.000	0-0	.000	5	5	10	9.0	1	1	1	2	0	16	13.8	
FAU	12/20/14	*	38	4-11	.364	1-1	1.000	8-10	.800	4	6	10	9.1	1	2	1	0	2	17	14.1	
at Monmouth	12/23/14	*	34	5-13	.385	1-4	.250	5-6	.833	5	8	13	9.4	2	0	1	1	1	16	14.3	
COLUMBIA	12/30/14	*	37	7-12	.583	0-2	.000	1-1	1.000	4	8	12	9.6	0	5	1	1	0	15	14.3	
at Sacred Heart	1/3/15	*	39	8-15	.533	3-6	.500	2-5	.400	6	7	13	9.9	1	0	1	2	0	21	14.8	
BRYANT	1/5/15	*	34	2-7	.286	1-4	.250	3-5	.600	2	6	8	9.7	2	2	2	2	0	8	14.3	
at Fairleigh Dickinson	01/08/15	*	39	7-8	.875	1-1	1.000	4-5	.800	2	7	9	9.7	2	3	2	1	0	19	14.6	
at Mount St. Mary's	01/10/15	*	38	8-13	.615	1-3	.333	2-4	.500	2	11	13	9.9	3	0	1	0	0	19	14.9	
at Robert Morris	01/16/15	*	38	2-8	.250	0-2	.000	1-4	.250	3	5	8	9.8	2	2	1	0	0	5	14.3	
at Saint Francis U	01/18/15	*	17	3-4	.750	1-2	.500	0-0	.000	2	1	3	9.4	3	0	3	0	1	7	13.9	
vs CENTRAL CONNECTICUT	12/1/15	*	35	7-11	.636	0-1	.000	1-2	.500	2	4	6	9.3	0	1	1	1	3	15	14.0	
ROBERT MORRIS	12/4/15	*	37	7-16	.438	0-0	.000	7-9	.778	6	10	16	9.6	2	1	1	0	0	21	14.3	
MOUNT ST. MARY'S	12/9/15	*	45	8-15	.533	1-3	.333	9-11	.818	3	10	13	9.7	1	0	4	0	1	26	14.9	
LIU	1/13/15	*	32	5-11	.455	0-1	.000	1-1	1.000	3	6	9	9.7	0	0	0	1	1	11	14.7	
at Central Connecticut	02/05/15	*	32	13-19	.684	3-3	1.000	6-9	.667	7	6	13	9.8	2	1	2	0	0	35	15.5	
at WAGNER	02/07/15	*	30	12-18	.667	2-5	.400	3-6	.500	3	8	11	9.9	2	3	1	1	0	29	16.1	
WAGNER	2/12/15	*	33	9-18	.500	3-7	.429	5-9	.556	7	5	12	10.0	2	1	0	1	1	26	16.5	
SACRED HEART	2/14/15	*	36	3-10	.300	0-2	.000	1-2	.500	1	8	9	9.9	2	1	1	0	0	7	16.1	
FAIRLEIGH DICKINSON	2/19/15	*	36	11-17	.647	0-3	.000	5-5	1.000	6	9	15	10.1	1	0	2	0	0	27	16.5	
SAINT FRANCIS U	02/21/15	*	38	8-14	.571	1-5	.200	6-6	1.000	3	12	15	10.3	0	1	3	0	0	23	16.7	
at LIU Brooklyn	02/26/15	*	41	5-14	.357	0-2	.000	16-19	.842	11	4	15	10.4	2	0	0	1	2	26	17.0	
Totals			30	1027	187-359	.521	23-72	.319	114-161	.708	121	192	313	10.4	50	32	48	27	23	511	17.0

Games played: 30  
Minutes/game: 34.2  
Points/game: 17.0  
FG Pct: 52.1  
3FG Pct: 31.9  
FT Pct: 70.8

Rebounds/game: 10.4  
Assists/game: 1.1  
Turnovers/game: 1.6  
Assist/turnover ratio: 0.7  
Steals/game: 0.8  
Blocks/game: 0.9

#### Career High's

Points  
Field Goals  
Field Goals Attempted  
3PT Field Goals  
3PT Field Goals Attempted  
Free Throws  
Free Throws Attempted  
Rebounds  
Off. Rebounds  
Assists  
Turnovers  
Blocks  
Steals  
Minutes

35 @ Central Conn. St (2/5/15)  
13 @ Central Conn. St. (2/5/15)  
19 @ Central Conn. St. (2/5/15)  
3 (5x) latest vs. Wagner (2/12/15)  
6 @ Sacred Heart (1/3/15)  
16 @ LIU Brooklyn (2/26/15)  
19 @ LIU Brooklyn (2/26/15)  
20 @ FDU (2/25/12)  
11 @ LIU Brooklyn (2/26/15)  
5 (2x) latest vs. Columbia (12/30/14)  
5 @ NJIT (12/30/12)  
5 vs. Mount St. Vincent (12/13/14)  
3 (5x) latest vs. CCSU (1/21/15)  
45 vs. Mount St. Mary's (1/29/15)

#### Season High's

Points  
Field Goals  
Field Goals Attempted  
3PT Field Goals  
3PT Field Goals Attempted  
Free Throws  
Free Throws Attempted  
Rebounds  
Off. Rebounds  
Assists  
Turnovers  
Blocks  
Steals  
Minutes

35 @ Central Conn. St (2/5/15)  
13 @ Central Conn. St. (2/5/15)  
19 @ Central Conn. St. (2/5/15)  
3 (4x) latest vs. Wagner (2/12/15)  
6 @ Sacred Heart (1/3/15)  
16 @ LIU Brooklyn (2/26/15)  
19 @ LIU Brooklyn (2/26/15)  
16 vs. RMU (1/24/15)  
11 @ LIU Brooklyn (2/26/15)  
5 vs. Columbia (12/30/14)  
4 (2x) latest vs. Norfolk St. (11/28/14)  
5 vs. Mount St. Vincent (12/13/14)  
3 (2x) latest vs. CCSU (1/21/15)  
45 vs. Mount St. Mary's (1/29/15)





- \* The Northeast Conference's & Terriers all-time leading rebounder. **1,105**
- \* St. Francis Brooklyn's all-time leading scorer. **1,667**
- \* NCAA Division I active leading rebounder. **1,105**
- \* Second among all active NCAA Division I players in double-doubles **45**
- \* St. Francis Brooklyn's single-season leader in total rebounds. **313**
- \* St. Francis Brooklyn's all-time leader in made free-throws **397**
- \* St. Francis Brooklyn's all-time leader in free-throw attempts. **587**
- \* Fifth all-time in field goals made at St. Francis Brooklyn. **606**
- \* 2014-15 Five-Time Northeast Conference Player of the Week
- \* 2013-14 First Team All Northeast Conference Selection
- \* 2012-13 Second Team All Northeast Conference Selection
- \* 2011-12 Northeast Conference All Rookie Team Pick





**2014-2015:** Missed 9 games with a leg injury before returning to play in the last five contests...Paced squad with 15 points at Rutgers (11/23/14)...Blocked a career-high five shots vs. Norfolk St... (Scored all 12 of his points in the second-half in the victory against Tennessee State (11/29/14)... Hit a pair of big treys in the OT win versus Mount St. Mary's (1/29/15).

**2013-2014:** Received the start at Miami Fl. (11/8/13) and scored six points in 34 minutes...Scored a season-high 13 points on 5-of-6 shooting against Monmouth (12/10/13)... Hit a pair of treys in the victory against Canisius (12/14/13)... Grabbed a season-high five rebounds at Columbia (1/4/13).. Scored seven points and pulled down five rebounds in the NEC quarterfinal contest at Mount St. Mary's (3/15/14).

**2012-2013:** Started the first 14 contests of the season before suffering an injury to his non-shooting hand...Returned to play five minutes vs. Quinnipiac (2/28/13)...Also played six minutes in the NEC Quarterfinal contest at Robert Morris (3/6/13) and scored four points...Scored a career-best 17 points in the victory at Brown (11/24/12).

**2011-2012:** Averaged 10.6 minutes per game in his first season as a Terrier...Made his first career start against Albany... Scored a season-high 14 points (6-of-8 fga) and added five rebounds in his second career start at FDU (2/25/12).

**Background:** Douglas, who was named to the New York Post Third Team All Bronx squad, averaged 17.3 points, 9.2 rebounds, and 2.3 blocks per game in his senior season at FDA III. He helped lead the Lions to a 27-2 record and a berth in the Class "B" Finals against Pathways, which happened to be held at St. Francis College. Douglas scored 23 points on his future home court after racking up 26 points and 13 rebounds in the quarterfinals against August Martin, and he also added 16 points against Medgar Evers in the semifinals. Douglas also averaged 19.9 points and 11.3 rebounds per game as a junior.

**SFBK Individual Game-by-Game (as of Feb 27, 2015)**  
All games

**#34 DOUGLAS, Kevin**

Opponent	Date	gs	min	Total		3-Pointers		Free throws		Rebounds					pf	a	tlo	blk	stl	pts	avg
				fg-fga	pct	3fg-fga	pct	ft-fga	pct	off	def	tot	avg								
at Georgetown	11/15/14	*	21	2-5	.400	1-1	1.000	0-1	.000	3	5	8	0	1	0	0	0	5	5.0		
ARMY	11/19/14	*	26	4-6	.667	1-2	.500	3-3	1.000	0	5	5	6.5	3	0	1	0	0	12	8.5	
at Rutgers	11/23/14	*	26	6-8	.750	1-2	.500	2-2	1.000	2	5	7	6.7	3	0	5	0	0	15	10.7	
at La Salle	11/25/14	*	14	1-5	.200	0-1	.000	0-0	.000	2	2	4	6.0	2	0	2	0	0	2	8.5	
vs Norfolk State	11/28/14	*	34	3-5	.600	1-3	.333	4-4	1.000	1	3	4	5.6	3	2	4	5	0	11	9.0	
vs Tennessee State	11/29/14	*	27	4-5	.800	1-2	.500	3-7	.429	1	3	4	5.3	3	1	2	1	0	12	9.5	
at Liberty	12-06-14	*	22	2-8	.250	0-3	.000	0-0	.000	1	4	5	5.3	2	2	1	0	2	4	8.7	
at NJIT	12/09/14	*	20	3-5	.600	1-2	.500	1-2	.500	1	2	3	5.0	5	1	0	1	0	8	8.6	
CMSV-M	12/13/14	*	30	4-11	.364	3-7	.429	0-0	.000	1	5	6	5.1	3	1	2	0	1	11	8.9	
DELAWARE STATE	12/17/14	*	25	3-10	.300	0-4	.000	2-2	1.000	4	2	6	5.2	5	0	1	0	0	8	8.8	
vs CENTRAL CONNECTIC	1/21/15		4	0-1	.000	0-1	.000	0-0	.000	0	0	0	4.7	0	0	1	0	0	0	8.0	
ROBERT MORRIS	1/24/15		8	1-5	.200	0-2	.000	0-0	.000	1	0	1	4.4	1	0	0	1	0	2	7.5	
MOUNT ST. MARY'S	1/29/15		6	2-3	.667	2-2	1.000	0-0	.000	0	1	1	4.2	2	0	0	0	1	6	7.4	
LIU	1/31/15		13	0-1	.000	0-1	.000	0-0	.000	1	2	3	4.1	3	0	0	0	0	0	6.9	
at Central Connecticut	02/05/15		7	1-2	.500	1-2	.500	0-0	.000	0	0	0	3.8	3	1	0	0	0	3	6.6	
at WAGNER	02/07/15		10	0-1	.000	0-1	.000	0-2	.000	0	3	3	3.8	1	0	0	0	0	0	6.2	
WAGNER	2/12/15		8	1-2	.500	1-1	1.000	0-0	.000	0	0	0	3.5	1	0	0	0	1	3	6.0	
SACRED HEART	2/14/15		11	3-7	.429	1-3	.333	0-0	.000	2	1	3	3.5	1	0	0	0	0	7	6.1	
FAIRLEIGH DICKINSON	2/19/15		9	0-2	.000	0-1	.000	2-2	1.000	0	4	4	3.5	1	0	0	1	0	2	5.8	
SAINT FRANCIS U	02/21/15	*	12	0-2	.000	0-1	.000	0-0	.000	0	0	0	3.4	0	1	0	1	0	0	5.6	
at LIU Brooklyn	02/26/15		13	0-1	.000	0-0	.000	4-6	.667	1	2	3	3.3	5	0	0	0	2	4	5.5	
Totals			11	346	40-95	.421	14-42	.333	21-31	.677	21	49	70	3.3	48	9	23	10	7	115	5.5

Games played: 21  
Minutes/game: 16.5  
Points/game: 5.5  
FG Pct: 42.1  
3FG Pct: 33.3  
FT Pct: 67.7

Rebounds/game: 3.3  
Assists/game: 0.4  
Turnovers/game: 1.1  
Assist/turnover ratio: 0.4  
Steals/game: 0.3  
Blocks/game: 0.5

**Career High's**

Points  
Field Goals  
Field Goals Attempted  
3PT Field Goals  
3PT Field Goals Attempted  
Free Throws  
Free Throws Attempted  
Rebounds  
Assists  
Turnovers  
Blocks  
Steals  
Minutes

17 @ Brown (11/24/12)  
6 (5x) latest @Rutgers (11/23/14)  
13 vs. Army (11/20/12)  
3 (4x) latest vs. Mt. Saint Vincent (12/13/14)  
7 (3x) latest vs. Mt. Saint Vincent (12/13/14)  
4 vs. Norfolk St. (11/28/14)  
7 vs. Tenn. St. (11/29/14)  
8 (2x) latest @ Georgetown (11/15/14)  
2 (4x) latest vs. Norfolk St. (11/28/14)  
5 @Rutgers (11/23/14)  
5 vs. Norfolk State (11/28/14)  
2 (6x) latest vs. NJIT (12/23/13)  
34 (2x) latest vs. Norfolk St. (11/28/14)

**Season High's**

Points  
Field Goals  
Field Goals Attempted  
3PT Field Goals  
3PT Field Goals Attempted  
Free Throws  
Free Throws Attempted  
Rebounds  
Off. Rebounds  
Assists  
Turnovers  
Blocks  
Steals

15 @ Rutgers (11/23/14)  
6 @ Rutgers (11/23/14)  
8 @ Rutgers (11/23/14)  
3 vs. Mt. St. Vincent (12/13/14)  
7 vs. Mt. St. Vincent (12/13/14)  
4 vs. Norfolk St. (11/28/14)  
7 vs. Tenn. St. (11/29/14)  
8 @ Georgetown (11/15/14)  
3 @ Georgetown (11/15/14)  
2 vs. Norfolk St. (11/28/14)  
5 @ Rutgers (11/23/14)  
5 vs. Norfolk St. (11/28/14)  
2 @ Liberty (12/6/15)

**DOUGLAS'S CAREER STATISTICS**

YEAR	GP/S	FGM-FGA	FG%	3FGM-3FGA	FTM-FTA	FT%	PTS	PPG	REB	RPG	AST	TO	BLK	STL
2011-12	30/2	31-81	.383	7-31, .226	18-27	.667	87	2.9	65	2.2	11	20	3	15
2012-13	16/14	47-105	.448	18-48, .375	7-13	.538	119	7.4	54	3.4	6	18	9	6
2013-14	31/16	45-109	.413	14-48, .292	20-30	.667	124	4.0	80	2.6	11	34	5	12
2014-15	20/11	40-94	.426	14-42, .333	17-25	.680	111	5.6	67	3.4	9	23	10	5
Totals	97/43	159-376	.423	51-163, .313	60-93	.645	441	4.7	259	2.8	37	95	27	38



**Quick Hitters:** SFBK's all-time leader with 591 handouts and is 6th in NEC history...Became the 31st member of SFBK's 1000 Point Club at CCSU (2/5/15)...Became the first Terrier to join the 1,000 Point and 500 Assist Club...Led the NEC last season in conference contests with a 3.33 assist/turnover ratio...Dished 120 assists against just 36 turnovers...Was 2nd in the NEC in league contests at 8.0 appg...His 187 assist/70 turnover rate (2.67) was second overall in the conference...His 6.03 appg. was good for 3rd in the NEC...His 187 assists were the second-best single-season season-total in school history...His 164 steals are 5th all-time at SFBK.

**2013-2014:** NEC Player of Week (1/19/15)...Leads the NEC with 2.00 steals per game, which is good for 31st in the country...Has scored in double-digits in 27 of 30 contests...Scored 16 points in the win at Liberty (12/6/14) and then matched that performance with 16 points at NJIT (12/9/14)...Also hit a career-high 4 treys against the Highlanders...Poured in a season-high 25 points in the victory against Mt. St. Vincent (12/13/14)...Handed out a season-high nine assists versus Delaware State (12/17/14)...Scored a game-high 19 points in the victory against Columbia (12/30/14)...Hit his first career game-winning shot with 28 seconds left at Sacred Heart (1/3/15)...Went a career-high 9-of-10 from the foul line in the win at FDU (1-8/15)...Was sensational in the win at RMU (1/15/15) scoring 21 of his game-high 23 points in the second-half after Terriers trailed by as many as 10 points in second-half...Hit 4-of-5 treys against the Colonials and also added six dimes...Scored 13 of his game-high 20 points in the second-half in the victory at SFU (1/18/15)...Also had a season-high 4 steals...Scored a game-high 22 points in the victory versus CCSU (1/21/15) in Madison Square Garden...Recorded his third career double-double with 10 points and 10 dimes in the win versus Wagner 92/12/15).

**2013-2014:** Recorded a career-high seven rebounds coming off the bench in the victory at Miami Fla. (11/8/13)...Also hit 7-of-8 free-throws, including a pair of clutch makes in the closing seconds of overtime...Recorded a game-high four assists at Syracuse (11/18/13)...Produced his first career double-double with 11 points and 10 assists in the win against Oakland (11/24/13)...Came up with a season-high three steals in the victory against Mt. St. Vincent (11/27/13)...Recorded a career-high 12 assists and added eight points and seven rebounds (tied career-high) in the victory versus LIU Brooklyn (1/9/14)...Added seven assists and just one turnover at Mount (1/11/14)...Compiled 12 points and 11 assists for his second "double-double" of the season versus CCSU (1/16/14)...Dished 11 assists against just one miscue and added a season-high three steals in the win against Sacred Heart (1/18/14)...Handed out 10 helpers against FDU (1/23/14)...Produced a then career-high 20 points on 7-of-12 shooting at Bryant (1/25/14)...Followed that up with a new career-standard 28 points and eight assists in the win at Sacred Heart (1/29/14)...Handed out 11 dimes in 27 minutes at SFU (2/20/14)...Tied his season and career-high with seven boards at Robert Morris (2/22/14)...Recorded 15 points, nine assists, and zero turnovers against Bryant (2/27/2014)...Recorded his third double-double of the season with 11 points and 11 assists against FDU (3/1/14)...Recorded seven assists against Mount in the NEC quarterfinals (3/5/14).

**2012-2013:** Tied for 8th in the NEC with 4.06 assists per game...Came up with the game-winning play at Quinnipiac (1/3/13), intercepting an outlet pass for a steal and layup with nine seconds left. It was the one of his career-high five steals.

**2011-2012:** Averaged 22.2 minutes per game and paced the squad with 118 assists and 42 steals... Made 12 starts at the point...Exploded for a then career-high 19 points, including 16 in the second-half in the victory at Robert Morris (1/28/12).

**Background:** The Bedford Academy product, who averaged 17.8 points and 9.5 assists per game as a senior, had a game-high 33 points and seven steals to lead the Panthers past South Bronx, 76-63, in the PSAL 'A' championship game at St. Francis College in 2010. He was named the game's Most Valuable Player.

SFBK Individual Game-by-Game (as of Feb 27, 2015)  
All games

#01 JONES, Brent

Opponent	Date	gs	min	Total		3-Pointers		Free throws		Rebounds								pts	avg		
				fg-fga	pct	3fg-fga	pct	ft-fa	pct	off	def	tot	avg	pf	a	tlo	blk			stl	
at Georgetown	11/15/14	*	34	4-8	.500	2-3	.667	3-4	.750	1	2	3	3.0	3	6	8	0	4	13	13.0	
ARMY	11/19/14	*	33	4-14	.286	1-3	.333	1-2	.500	1	3	4	3.5	0	6	1	0	4	10	11.5	
at Rutgers	11/23/14	*	33	5-13	.385	1-4	.250	0-0	.000	1	2	3	3.3	0	4	6	0	3	11	11.3	
at La Salle	11/25/14	*	30	6-11	.545	0-1	.000	1-1	1.000	0	2	2	3.0	2	3	2	0	3	13	11.8	
vs Norfolk State	11/28/14	*	42	4-9	.444	2-4	.500	1-2	.500	0	3	3	3.0	1	5	6	0	2	11	11.6	
vs Tennessee State	11/29/14	*	36	3-11	.273	0-3	.000	5-6	.833	0	2	2	2.8	0	2	1	0	1	11	11.5	
at Liberty	12-06-14	*	33	5-13	.385	0-1	.000	6-7	.857	1	2	3	2.9	2	4	1	0	2	16	12.1	
at NJIT	12/09/14	*	31	6-12	.500	4-6	.667	0-0	.000	1	0	1	2.6	2	2	1	0	4	16	12.6	
CMSV-M	12/13/14	*	35	9-16	.563	3-8	.375	4-6	.667	2	4	6	3.0	1	6	3	0	2	25	14.0	
DELAWARE STATE	12/17/14	*	38	2-14	.143	0-4	.000	1-2	.500	2	5	7	3.4	1	9	4	0	1	5	13.1	
FAU	12/20/14	*	37	6-13	.462	0-1	.000	2-3	.667	0	5	5	3.5	1	4	5	0	2	14	13.2	
at Monmouth	12/23/14	*	27	5-10	.500	3-4	.750	3-5	.600	1	3	4	3.6	2	4	4	0	3	16	13.4	
COLUMBIA	12/30/14	*	34	6-13	.462	1-5	.200	6-8	.750	0	2	2	3.5	2	3	3	0	1	19	13.8	
at Sacred Heart	1/3/15	*	39	3-8	.375	1-4	.250	6-6	1.000	0	4	4	3.5	4	7	3	0	1	13	13.8	
BRYANT	1/5/15	*	35	5-11	.455	1-4	.250	2-2	1.000	0	3	3	3.5	1	6	4	0	2	13	13.7	
at Fairleigh Dickinson	01/08/15	*	34	2-6	.333	1-3	.333	9-10	.900	0	4	4	3.5	2	5	3	0	2	14	13.8	
at Mount St. Mary's	01/10/15	*	37	5-14	.357	1-6	.167	2-6	.333	1	3	4	3.5	4	5	4	0	1	13	13.7	
at Robert Morris	01/16/15	*	36	7-10	.700	4-5	.800	5-7	.714	1	3	4	3.6	2	6	1	0	2	23	14.2	
at Saint Francis U	01/18/15	*	37	8-15	.533	2-6	.333	2-3	.667	0	1	1	3.4	0	2	4	0	4	20	14.5	
vs CENTRAL CONNECTICUT	1/21/15	*	39	8-14	.571	2-5	.400	4-6	.667	1	2	3	3.4	0	6	1	0	2	22	14.9	
ROBERT MORRIS	1/24/15	*	35	3-15	.200	2-7	.286	3-4	.750	1	2	3	3.4	3	9	3	0	2	11	14.7	
MOUNT ST. MARY'S	1/29/15	*	40	4-10	.400	1-3	.333	9-11	.818	4	5	9	3.6	1	5	4	0	0	18	14.9	
LIU	1/31/15	*	36	5-10	.500	4-4	1.000	1-2	.500	1	3	4	3.7	2	8	2	1	1	15	14.9	
at Central Connecticut	02/05/15	*	29	3-8	.375	1-3	.333	7-8	.875	1	1	2	2.6	2	7	1	0	1	14	14.8	
at WAGNER	02/07/15	*	33	1-5	.200	1-4	.250	3-4	.750	0	4	4	3.6	2	5	6	0	2	6	14.5	
WAGNER	2/12/15	*	34	3-8	.375	0-4	.000	4-4	1.000	0	2	2	3.5	2	10	2	0	2	10	14.3	
SACRED HEART	2/14/15	*	35	4-12	.333	1-5	.200	6-6	1.000	0	4	4	3.6	2	9	4	0	2	15	14.3	
FAIRLEIGH DICKINSON	2/19/15	*	16	0-5	.000	0-2	.000	0-0	.000	1	1	2	3.5	4	1	0	2	0	13.8		
SAINT FRANCIS U	02/21/15	*	33	2-9	.222	2-5	.400	9-11	.818	2	3	5	3.6	1	4	5	0	1	15	13.9	
at LIU Brooklyn	02/26/15	*	36	3-12	.250	0-5	.000	6-8	.750	0	1	1	3.5	3	3	5	0	2	12	13.8	
Totals			30	1027	131-329	.398	41-122	.336	111-144	.771	23	81	104	3.5	52	159	98	1	61	414	13.8

Games played: 30  
Minutes/game: 34.2  
Points/game: 13.8  
FG Pct: 39.8  
3FG Pct: 33.6  
FT Pct: 77.1

Rebounds/game: 3.5  
Assists/game: 5.3  
Turnovers/game: 3.3  
Assist/turnover ratio: 1.6  
Steals/game: 2.0  
Blocks/game: 0.0

Career Highs

Points  
Field Goals  
Field Goals Attempted  
3PT Field Goals  
3PT Field Goals Attempted  
Free Throws  
Free Throws Attempted  
Rebounds  
Assists  
Turnovers  
Blocks  
Steals  
Minutes

Season High's

Points  
Field Goals  
Field Goals Attempted  
3PT Field Goals  
3PT Field Goals Attempted  
Free Throws  
Free Throws Attempted  
Rebounds  
Off. Rebounds  
Assists  
Turnovers  
Blocks  
Steals  
Minutes

28 @ Sacred Heart (1/29/14)  
9 (2x) latest vs. Mt. St. Vincent (12/13/14)  
16 vs. Mt. St. Vincent (12/13/14)  
5 @ Robert Morris (1/15/15)  
8 vs. Mt. St. Vincent (12/13/14)  
9 (2x) latest vs. SFU (2/21/15)  
11 vs. SFU (2/21/15)  
7 (4x) latest vs. Delaware State (12/17/14)  
12 vs. LIU Brooklyn (1/9/14)  
8 (2x) latest vs. Georgetown (11/15/14)  
2 @ NJIT (12/30/12)  
5 @ Quinnipiac (1/3/13)  
42 vs. Norfolk St. (11/28/14)

25 vs. Mt. St. Vincent (12/13/14)  
9 vs. Mt. St. Vincent (12/13/14)  
16 vs. Mt. St. Vincent (12/13/14)  
5 @ Robert Morris (1/15/15)  
8 vs. Mt. St. Vincent (12/13/14)  
9 (2x) latest vs. SFU (2/21/15)  
11 vs. SFU (2/21/15)  
7 vs. Delaware State (12/17/14)  
2 vs. Mt. St. Vincent (12/13/14)  
10 vs. Wagner (2/12/15)  
8 vs. Georgetown (11/15/14)  
1 vs. LIU Brooklyn (1/31/15)  
4 (3x) latest @ SFU (1/18/15)  
42 vs. Norfolk St. (11/28/14)

JONES' CAREER STATISTICS

YEAR	GP/S	FGM-FGA	FG%	3FGM-3FGA	FTM-FTA	FT%	PTS	PPG	REB	RPG	AST	TO	BLK	STL
2011-12	30/12	80-228	.351	15-53, 283	62-86	.721	237	7.9	84	2.8	118	100	2	42
2012-13	30/28	67-183	.366	11-45, 244	34-62	.548	179	6.0	69	2.3	127	80	4	30
2013-14	31/16	76-178	.427	20-59, 339	61-84	.726	233	7.5	92	3.0	187	70	3	33
2014-15	30/30	128-317	.404	41-117, 350	105-136	.772	402	13.9	103	3.6	156	93	1	59
Totals	121/86	344-881	.390	87-263, 330	256-362	.707	1,053	8.7	342	2.9	591	343	10	164





**2014-15:** Has started the last 14 contests.....Went 4-of-5 from the line and matched his career-high with three assists at NJIT (12/9/14)...Recorded a season-high seven boards in the home victory against Wagner (2/12/15)...Scored a season-high 14 points and hit 5-of-8 shots against FDU (2/19/15)...Added 11 points on 4-of-5 shooting in the win at LIU Brooklyn (2/25/15).

**2013-2014:** Averaged a career-high 14.0 minutes per game...Received his first Terrier start at Syracuse (11/18/13) and recorded three steals and three rebounds in 19 minutes...Injured his elbow at Syracuse and missed the next six contests before making his return against Canisius (12/14/13)...Scored a then career-high 12 points at Columbia (1/4/14) and added five boards...Pulled down a career-high six boards and added two steals at FDU (1/23/14)...Recorded a career-high three rejections in the victory at SFU (2/20/14) and also added seven points and two steals in 24 minutes off the bench...Hit 9-of-10 shots en route to a career-high 18 points at Robert Morris (2/22/14). Played a career-high 39 minutes against the Colonials in just his second career start...Matched his career-high with 18 points on 5-of-11 shooting against Mount St. Mary's in the NEC Quarterfinals (3/5/14)...Also went 8-of-14 from the line and added two steals.

**2012-2013:** Averaged 7.6 minutes per game for the season but his playing time increased to 16.8 mpg. over the Terriers' last five contests...Scored eight points against FDU (1/19/13) on 4-for-5 shooting and also pulled down four boards, all on the offensive glass...Provided a major spark during his seven minutes at the end of the first-half against Wagner (1/12/13) with several hustle plays that ignited the squad. Ulmer scored five points and added his first career trey against the Seahawks. Was terrific in a career-high 13 minute appearance vs. LIU Brooklyn (1/24/2013). Scored a career-high 10 points on 4-of-6 shooting and added three rebounds and two assists against the Blackbirds....Played a career-high 22 minutes at Mount St. Mary's (2/23/13)...Grabbed a career-best seven boards in the victory against Sacred Heart (3/2/13).

**2011-2012:** Made 15 appearances in his initial season as a Terrier... Played a season-high nine minutes at Wagner (12/3/11)...Scored his first career basket in the victory at NJIT (11/26/11) and also grabbed two boards...Came up with his first career rejection in the win against Brown (12/29/11).

**Background:** Averaged 16.8 points per game at Staten Island Tech during the 2008-2009 season and was a Staten Island Advance All-Star. Ulmer scored 20 or more points seven times, including a season-high 31 against Curtis. He also produced a 29-point game against Cardozo. Ulmer was rated as the 30th best NYC prospect in the class of 2009 by The HOOPSCOOP Online.

SFBK Individual Game-by-Game (as of Feb 27, 2015)  
All games

#23 ULMER, Lowell

Opponent	Date	gs	min	fg-fga	pct	3fg-fga	pct	ft-fa	pct	Free throws	Rebounds	pts	ava
at Georgetown	11/15/14	4	0-4	.000	0-0	.000	0-0	.000	1	0	1	0	0.0
ARMY	11/19/14	6	0-1	.000	0-0	.000	0-0	.000	0	1	1	0	0.0
at Rutgers	11/23/14	5	0-0	.000	0-0	.000	0-0	.000	0	0	0	0	0.0
at La Salle	11/25/14	9	0-2	.000	0-0	.000	0-0	.000	1	2	1	0	0.0
vs Norfolk State	11/28/14	5	0-1	.000	0-0	.000	1-2	.500	0	0	0	0	0.0
vs Tennessee State	11/29/14	9	0-1	.000	0-0	.000	4-6	.667	2	0	2	1	0.0
at Liberty	12-06-14	13	0-0	.000	0-0	.000	0-0	.000	0	2	2	1	0.0
at NJIT	12/09/14	21	1-5	.200	0-2	.000	4-5	.800	2	1	3	4	0.0
CMSV-M	12/13/14	2	0-1	.000	0-0	.000	0-0	.000	0	1	1	3	0.0
DELAWARE STATE	12/17/14	23	3-7	.429	0-0	.000	4-6	.667	4	1	5	1	0.0
FAU	12/20/14	11	2-3	.667	0-0	.000	0-0	.000	1	1	2	1	0.0
at Monmouth	12/23/14	26	1-2	.500	0-1	.000	0-0	.000	0	3	3	1	0.0
COLUMBIA	12/30/14	7	0-0	.000	0-0	.000	0-0	.000	0	0	1	2	0.0
at Sacred Heart	1/3/15	* 17	0-1	.000	0-0	.000	0-0	.000	1	1	2	1	0.0
BRYANT	1/5/15	* 20	2-2	1.000	1-1	1.000	1-1	1.000	0	2	2	1	0.0
at Fairleigh Dickinson	01/08/15	19	0-4	.000	0-1	.000	2-4	.500	2	0	2	1	0.0
at Mount St. Mary's	01/10/15	* 9	0-1	.000	0-0	.000	0-0	.000	0	0	1	1	0.0
at Robert Morris	01/16/15	* 23	1-3	.333	0-1	.000	0-2	.000	1	0	1	1	0.0
at Saint Francis U	01/18/15	* 19	0-0	.000	0-0	.000	0-0	.000	0	2	2	1	0.0
vs CENTRAL CONNECTICUT	12/21/15	* 16	0-1	.000	0-1	.000	1-2	.500	1	0	1	1	0.0
ROBERT MORRIS	12/24/15	* 20	2-3	.667	0-0	.000	1-2	.500	1	2	3	1	0.0
MOUNT ST. MARY'S	12/29/15	* 26	1-3	.333	0-0	.000	0-1	.000	1	2	3	3	0.0
LIU	1/31/15	* 12	0-0	.000	0-0	.000	0-0	.000	0	0	1	2	0.0
at Central Connecticut	02/05/15	* 13	3-4	.750	1-1	1.000	0-0	.000	1	2	3	1	0.0
at WAGNER	02/07/15	* 16	0-2	.000	0-2	.000	0-0	.000	0	1	1	1	0.0
WAGNER	2/12/15	* 19	2-2	1.000	1-1	1.000	0-1	.000	3	4	7	1	0.0
SACRED HEART	2/14/15	* 15	1-3	.333	0-1	.000	0-0	.000	2	1	3	1	0.0
FAIRLEIGH DICKINSON	2/19/15	* 28	5-8	.625	2-3	.667	2-2	1.000	4	3	7	2	0.0
SAINT FRANCIS U	02/21/15	* 23	2-3	.667	1-2	.500	0-0	.000	1	1	2	2	0.0
at LIU Brooklyn	02/26/15	* 22	4-5	.800	1-2	.500	2-4	.500	0	0	2	5	0.0
Totals		16	458	30-72	.417	7-19	.368	22-38	.579	29	32	61	2.0

Games played: 30  
Minutes/game: 15.3  
Points/game: 3.0  
FG Pct: 41.7  
3FG Pct: 36.8  
FT Pct: 57.9

Rebounds/game: 2.0  
Assists/game: 0.8  
Turnovers/game: 0.8  
Assist/turnover ratio: 1.1  
Steals/game: 0.5  
Blocks/game: 0.3

Season Highs

Points  
Field Goals  
Field Goals Attempted  
3PT Field Goals  
3PT Field Goals Attempted  
Free Throws  
Free Throws Attempted  
Rebounds  
Assists  
Turnovers  
Blocks  
Steals  
Minutes

14 vs. FDU (2/19/15)  
5 vs. FDU (2/19/15)  
8 vs. FDU (2/19/15)  
2 vs. FDU (2/19/15)  
3 vs. FDU (2/19/15)  
4 (2x) latest vs. vs. Delaware St.(12/17/14)  
6 (2x) vs. Delaware St. (12/17/14)  
7 (2x) latest vs. FDU (2/19/15)  
5 vs. vs. Delaware St. (12/17/14)  
3 vs. Mount St. Mary's (1/29/15)  
2 vs. SFU (2/21/15)  
2 vs. Robert Morris (1/24/15)  
28 vs. FDU (2/19/15)

Career Highs

Points  
Field Goals  
Field Goals Attempted  
3PT Field Goals  
3PT Field Goals Attempted  
Free Throws  
Free Throws Attempted  
Rebounds  
Assists  
Turnovers  
Blocks  
Steals  
Minutes

18 (2x) latest @ Mount (3/5/14)  
9 @ RMU (2/22/14)  
11 @ Mount (3/5/14)  
2 vs. FDU (2/19/15)  
3 (3x) latest vs. FDU (2/19/15)  
8 @ Mount (3/5/14)  
14 @ Mount (3/5/14)  
6 (2x) latest @ RMU (2/22/14)  
3 @ NJIT (12/9/2014)  
3 vs. RMU (2/8/14)  
3 @ SFU (2/20/14)  
3 @ Syracuse (11/18/13)  
39 @ RMU (2/22/14)

ULMER'S CAREER STATISTICS

YEAR	GP/S	FGM-FGA	FG%	3FGM-3FGA	FTM-FTA	FT%	PTS	PPG	REB	RPG	AST	TO	BLK	STL
2011-12	15/0	5-11	.455	0-1, .000	1-3	.333	11	0.7	11	0.7	1	3	1	0
2012-13	24/0	20-56	.357	4-15, .267	9-20	.450	53	2.2	44	1.8	25	18	6	9
2013-14	26/3	34-81	.420	3-19, .158	20-30	.513	91	3.5	64	2.5	14	21	9	15
2014-15	25/11	16-51	.314	2-10, .200	18-31	.581	52	2.1	42	1.7	20	17	6	11
Totals	90/14	75-199	.377	9-45, .200	48-93	.516	207	2.3	161	1.8	42	54	19	35





**Quick Hitters:** Helped lead College of Central Florida to the 2013 NJCAA Division I Men's Basketball Championship in 2013...Led the Terriers last season with 55 blocks...Finished 3rd in the NEC with 1.72 blocks per game...Made his first career start at Bryant (1/25/14)...Nearly pulled off a triple-double against Bryant (2/27/14) recording a career-high 21 points, 10 blocks, and nine rebounds.

**2014-2015:** Leads the NEC with 73 blocks despite missing six contests...Currently 8th in country with 3.00 bpg..Produced his first "double-double" of the season with 14 points and 10 boards in the victory at Liberty (12/6/14) and added another with 11 points and 10 caroms in the win versus Bryant (1/5/15)...Went a career-best 8-of-10 from the foul line against Liberty...Swatted a season-high six shots, all in the second-half, in the win at Robert Morris (1/15/15)...Came through with eight points, none boards, and six rejections in the win at LIU Brooklyn (2/26/15).

**2013-2014:** Contributed six points, two blocks, and four rebounds in 18 minutes off the bench at Miami FL (11-8-13)...Had seven points, five rebounds, and two blocks in 15 minutes in the victory at FAU (11/11/13)...Scored nine points and grabbed six caroms in 23 minutes off the bench versus Oakland (11/24/13)...Had his second-straight 9 point, six rebound performance against Mt. St. Vincent (11/27/13)...Contributed a career-high 11 points on 4-of-6 shooting in just 14 minutes in the win against Canisius (12/14/13)...Recorded a career-best eight rebounds and three blocks in the win against LIU Brooklyn (1/9/14)..Recorded seven points and two blocks in the win versus Sacred Heart (1/18/14)...Grabbed six boards in just 14 minutes off the bench against CCSU (2/18/14)...Scored seven points and pulled down four rebounds in the victory at SFU (2/20/14)...Nearly pulled off a triple-double against Bryant (2/27/14) recording a career-high 21 points, 10 blocks, and nine rebounds...Had 10 points, seven boards and three rejections in the NEC quarterfinals at Mount (3/15/14).

**Background:** Helped lead the College of Central Florida to the 2013 NJCAA Division I Men's Basketball Championship. Fall, a native of Senegal, recorded seven rebounds and two blocks in the national semifinal game against Spartanburg Methodist after averaging 7.6 points and 5.2 rebounds per game in his final season. He shot 50.8 percent from the floor and led the team with 46 blocks. Prior to enrolling at the College of Central Florida, Fall helped lead Wings Academy to the PSAL semifinals in 2010-2011. The shot-blocking menace swatted 8.6 shots per game in his senior season at Wings. In addition, he averaged 12.3 points and 8.6 rebounds per contest. The New York Post named Fall to the 2010-2011 All-Bronx First Team. He was enrolled at Radford University in 2011-2012 but did not play for the Highlanders.

#### SFBK Individual Game-by-Game (as of Feb 27, 2015) All games

##### #32 FALL, Amdy

				Total		3-Pointers		Free throws		Rebounds											
Opponent	Date	gs	min	fg-fga	pct	3fg-fga	pct	ft-fa	pct	off	def	tot	avg	pf	a	to	blk	stl	pts	avg	
at Georgetown	11/15/14	*	27	1-5	.200	0-0	.000	0-0	.000	2	2	4	4.0	3	1	0	4	0	2	2.0	
ARMY	11/19/14	*	21	3-6	.500	0-0	.000	1-3	.333	3	1	4	4.0	2	0	2	2	1	7	4.5	
at Rutgers	11/23/14	*	20	2-2	1.000	0-0	.000	2-3	.667	2	3	5	4.3	4	1	1	2	0	6	5.0	
at La Salle	11/25/14	*	20	1-6	.167	0-0	.000	0-0	.000	0	4	4	4.3	3	2	2	3	3	2	4.3	
at Liberty	12-06-14		21	3-5	.600	0-0	.000	8-10	.800	6	4	10	5.4	4	0	1	2	0	14	6.2	
at NJIT	12/09/14	*	26	0-1	.000	0-0	.000	6-10	.600	2	4	6	5.5	3	0	0	4	1	6	6.2	
COLUMBIA	12/30/14		27	1-3	.333	0-0	.000	3-4	.750	3	2	5	5.4	3	0	2	3	2	5	6.0	
at Sacred Heart	1/3/15		18	3-5	.600	0-0	.000	1-1	1.000	1	4	5	5.4	2	0	3	0	1	7	6.1	
BRYANT	1/5/15		29	4-5	.800	0-0	.000	3-4	.750	3	7	10	5.9	3	2	3	4	1	11	6.7	
at Fairleigh Dickinson	01/08/15	*	14	2-4	.500	0-0	.000	1-2	.500	0	4	4	5.7	2	0	2	0	0	5	6.5	
at Mount St. Mary's	01/10/15		22	2-2	1.000	0-0	.000	2-3	.667	3	1	4	5.5	1	1	0	2	2	6	6.5	
at Robert Morris	01/16/15		24	3-5	.600	0-0	.000	3-4	.750	0	3	3	5.3	3	1	3	6	0	9	6.7	
at Saint Francis U	01/18/15		21	0-1	.000	0-0	.000	4-4	1.000	1	3	4	5.2	4	0	0	1	1	4	6.5	
vs CENTRAL CONNECTICUT	1/21/15		26	3-5	.600	0-0	.000	0-0	.000	1	5	6	5.3	3	0	1	4	0	6	6.4	
ROBERT MORRIS	1/24/15		24	1-5	.200	0-0	.000	5-8	.625	3	5	8	5.3	3	1	1	2	0	7	6.5	
MOUNT ST. MARY'S	1/29/15		35	1-2	.500	0-0	.000	0-0	.000	2	1	3	5.3	2	2	2	4	1	2	6.2	
LIU	1/31/15		22	5-6	.833	0-0	.000	4-4	1.000	3	3	6	5.4	3	1	1	4	0	14	6.6	
at Central Connecticut	02/05/15	*	31	3-7	.429	0-0	.000	0-1	.000	1	4	5	5.3	5	2	1	5	1	6	6.6	
at WAGNER	02/07/15		29	1-4	.250	0-0	.000	7-10	.700	0	4	4	5.3	2	1	2	4	1	9	6.7	
WAGNER	2/12/15		23	5-7	.714	0-0	.000	3-5	.600	1	4	5	5.3	4	0	0	4	0	13	7.1	
SACRED HEART	2/14/15		16	2-3	.667	0-0	.000	3-5	.600	2	2	4	5.2	3	1	0	3	2	7	7.0	
FAIRLEIGH DICKINSON	2/19/15		26	1-3	.333	0-0	.000	5-6	.833	4	5	9	5.4	2	0	3	3	1	7	7.0	
SAINT FRANCIS U	02/21/15		19	2-3	.667	0-0	.000	0-0	.000	1	0	1	5.2	2	2	2	1	1	4	6.9	
at LIU Brooklyn	02/26/15		31	2-3	.667	0-0	.000	4-8	.500	2	7	9	5.3	1	0	3	6	1	8	7.0	
Totals		7	572	51-98	.520	0-0	.000	65-95	.684	46	82	128	5.3	67	18	35	73	20	167	7.0	

Games played: 24  
Minutes/game: 23.8  
Points/game: 7.0  
FG Pct: 52.0  
FT Pct: 68.4

Rebounds/game: 5.3  
Assists/game: 0.8  
Turnovers/game: 1.5  
Assist/turnover ratio: 0.5  
Steals/game: 0.8  
Blocks/game: 3.0

#### Season Highs

Points  
Field Goals  
Field Goals Attempted  
3PT Field Goals  
3PT Field Goals Attempted  
Free Throws  
Free Throws Attempted  
Rebounds  
Assists  
Turnovers  
Blocks  
Steals  
Minutes

#### Career Highs

Points  
Field Goals  
Field Goals Attempted  
3PT Field Goals  
3PT Field Goals Attempted  
Free Throws  
Free Throws Attempted  
Rebounds  
Assists  
Turnovers  
Blocks  
Steals  
Minutes

14 (2x) latest vs. LIU Brooklyn (1/31/15)  
5 (2x) latest vs. Wagner (2/12/15)  
7 vs. Wagner (2/12/15)  
0  
0  
8 @ Liberty (12/6/14)  
10 2x latest @ Wagner (2/7/15)  
10 @ Liberty (12/6/14)  
2 (2x) latest vs. Bryant (1/5/15)  
3 (2x) latest @ Robert Morris (1/15/15)  
6 (2x) latest @ LIU Brooklyn (2/15/15)  
3 @ La Salle (11/25/14)  
31 @ LIU Brooklyn (2/26/15)

21 vs. Bryant (2/27/14)  
9 vs. Bryant (2/27/14)  
12 vs. Bryant (2/27/14)  
0  
0  
8 @ Liberty (12/6/14)  
10 (2x) latest @ Wagner (2/7/15)  
10 (2x) latest vs. Bryant (1/5/15)  
2 (2x) latest vs. Bryant (1/5/15)  
3 (6x) latest @ Robert Morris (1/15/15)  
10 vs. Bryant (2/27/14)  
3 @ La Salle (11/25/14)  
33 vs. Bryant (2/27/14)

#### FALL'S CAREER STATISTICS

YEAR	GP/S	FGM-FGA	FG%	3FGM-3FGA	FTM-FTA	FT%	PTS	PPG	REB	RPG	AST	TO	BLK	STL
2013-14	32/2	57/125	.456	0-0	52-79	.658	166	5.2	125	3.9	6	35	55	10
2014-15	22/7	46/89	.517	0-0	56-81	.704	148	7.0	109	5.3	15	27	73	17
Totals	54/9	103/214	.481	0-0	108-160	.675	314	5.9	234	4.2	21	62	128	27



**2014-15:** Is averaging 9.1 minutes off the bench... Scored seven points in 11 minutes off the bench in the season-opener at Georgetown (11/15/14)...Tied a career-high with four assists against Army (11/19/14)... Scored seven points in 22 minutes versus Mt. St. Vincent (12/13/14)...Scored seven points, including a key trey against SFU (2/21/15) in the second-half.

**2013-2014:** Averaged 10.0 mpg. at the point last season...Started against Robert Morris (2/8) and LIU Brooklyn (2/16)...Scored a season-high nine points (3-for-5 treys) in the victory against Mt. St. Vincent (11/27/13) in 18 minutes off the bench...Started his first career-game against Robert Morris (2/8/14) and played a career-high 21 minutes...Recorded three assists with no turnovers against the Colonials...Recorded a career-high four assists against CCSU (2/18/14).. Scored a career-high 11 points on 4-of-9 shooting in the win at SFU (2/20/14).

**SFBK Individual Game-by-Game (as of Feb 27, 2015)**  
All games

**#02 HOPKINSON, Yunus**

Opponent	Date	gs	min	Total		3-Pointers		Free throws		Rebounds				pf	a	t/o	blk	stl	pts	avg
				fg-fga	pct	3fg-fga	pct	ft-fa	pct	off	def	tot	avg							
at Georgetown	11/15/14	11	3-6	.500	1-1	1.000	0-0	.000	1	2	3	3.0	1	0	1	0	0	0	7	7.0
ARMY	11/19/14	24	3-8	.375	0-4	.000	0-0	.000	0	1	1	2.0	2	4	3	0	0	0	6	6.5
at Rutgers	11/23/14	7	0-3	.000	0-2	.000	0-0	.000	0	0	0	1.3	0	0	1	0	1	0	4	4.3
at La Salle	11/25/14	11	1-3	.333	1-3	.333	0-0	.000	0	0	0	1.0	0	0	2	0	1	3	4.0	
vs Norfolk State	11/28/14	4	0-0	.000	0-0	.000	0-0	.000	0	0	0	0.8	1	1	0	0	0	0	3.2	
vs Tennessee State	11/29/14	11	0-4	.000	0-3	.000	0-0	.000	0	1	1	0.8	2	0	1	0	0	0	2.7	
at Liberty	12-06-14	3	0-3	.000	0-1	.000	0-0	.000	0	0	0	0.7	0	0	0	0	0	0	2.3	
at NJIT	12/09/14	6	0-3	.000	0-1	.000	2-2	1.000	0	1	1	0.8	0	0	0	0	0	0	2.3	
CMSV-M	12/13/14	22	3-6	.500	1-4	.250	0-0	.000	1	0	1	0.8	4	2	3	0	1	7	2.8	
at Monmouth	12/23/14	9	1-3	.333	1-2	.500	3-4	.750	0	0	0	0.7	2	2	1	0	0	6	3.1	
COLUMBIA	12/30/14	12	1-3	.333	1-2	.500	0-0	.000	0	3	3	0.9	0	0	0	0	0	3	3.1	
at Sacred Heart	1/3/15	12	1-4	.250	1-4	.250	0-0	.000	0	0	0	0.8	1	0	1	0	0	3	3.1	
BRYANT	1/5/15	5	0-3	.000	0-2	.000	0-0	.000	0	1	1	0.8	1	0	0	0	0	0	2.8	
at Robert Morris	01/16/15	7	0-2	.000	0-2	.000	0-0	.000	0	0	0	0.8	1	0	0	0	0	0	2.6	
ROBERT MORRIS	1/24/15	0	0-0	.000	0-0	.000	0-0	.000	0	0	0	0.7	0	0	0	0	0	0	2.5	
MOUNT ST. MARY'S	1/29/15	5	0-0	.000	0-0	.000	0-0	.000	0	0	0	0.7	2	0	0	0	0	0	2.3	
LIU	1/31/15	1	0-0	.000	0-0	.000	0-0	.000	0	0	0	0.6	0	0	0	0	0	0	2.2	
at Central Connecticut	02/05/15	7	0-1	.000	0-0	.000	0-0	.000	0	0	0	0.6	0	0	0	0	0	0	2.1	
at WAGNER	02/07/15	4	0-0	.000	0-0	.000	0-0	.000	0	0	0	0.6	2	1	0	0	0	0	1.9	
FAIRLEIGH DICKINSON	2/19/15	9	0-2	.000	0-2	.000	0-0	.000	0	0	0	0.6	0	1	0	0	0	0	1.9	
SAINT FRANCIS U	02/21/15	21	2-5	.400	1-3	.333	2-2	1.000	0	2	2	0.6	4	1	0	0	0	7	2.1	
at LIU Brooklyn	02/26/15	30	2-10	.200	0-7	.000	3-4	.750	0	1	1	0.6	4	3	1	0	4	7	2.3	
Totals		0	221	17-69	.246	7-43	.163	10-12	.833	2	12	14	0.6	27	15	14	0	7	51	2.3

Games played: 22  
Minutes/game: 10.0  
Points/game: 2.3  
FG Pct: 24.6  
3FG Pct: 16.3  
FT Pct: 83.3

Rebounds/game: 0.6  
Assists/game: 0.7  
Turnovers/game: 0.6  
Assist/turnover ratio: 1.1  
Steals/game: 0.3

**Background:** Combination guard who prepped at Lee Academy in Maine in 2011-2012...Prior to enrolling at Lee Academy, Hopkinson was the eighth leading scorer in the city and finished second-best in the PSAL's 'AA' divisions in 2009-2010, averaging 28.3 points per outing for West 50th Street Campus (Food & Finance). That season, he scored a game-high 31 points, 16 of them in the deciding fourth quarter to lead the 17th-seeded Seahawks past No. 16 Gompers in the opening round of the PSAL Class AA playoffs. Hopkinson dropped 39 points on Wadleigh, the seventh overall seed, 38 on No. 13 Eagle Academy and another 39 on Lehman. The win against Gompers provided West 50th Street with its first ever 'AA' postseason victory. As a senior, he averaged 19.9 points, 2.78 rebounds, and 2.22 assists... Played one season with former Terrier Travis Nichols in 2008-2009 at West 50th Street Campus.

**Career Highs**

Points  
Field Goals  
Field Goals Attempted  
3PT Field Goals  
3PT Field Goals Attempted  
Free Throws  
Free Throws Attempted  
Rebounds  
Assists  
Turnovers  
Blocks  
Steals  
Minutes

11 @ SFU (2/20/14)  
4 @ SFU (2/20/14)  
9 @ SFU (2/20/14)  
3 vs. Mt. St. Vincent (11/27/13)  
7 @ LIU Brooklyn (2/26/15)  
3 @ SFU (2/20/14)  
4 @ SFU (2/20/14)  
3 (2x) latest @ Georgetown (11/15/14)  
4 (2x) latest vs. Army (11/19/14)  
3 @ Mount (3/5/14)  
0  
1 @ Miami (11/8/13)  
30 @ LIU Brooklyn (2/26/15)

**Season Highs**

Points  
Field Goals  
Field Goals Attempted  
3PT Field Goals  
3PT Field Goals Attempted  
Free Throws  
Free Throws Attempted  
Rebounds  
Assists  
Turnovers  
Blocks  
Steals  
Minutes

7 (2x) latest vs. SFU (2/21/15)  
3 (4x) latest vs. Mt. St. Vincent (12/13/14)  
8 vs. Army (11/19/14)  
1 (4x) latest vs. St. Francis U (2/21/15)  
7 @ LIU Brooklyn (2/26/15)  
3 @ Monmouth (12/23/14)  
4 @ Monmouth (12/23/14)  
3 @ Georgetown (11/15/14)  
4 vs. Army (11/19/14)  
3 (2x) latest vs. Mt. St. Vincent (12/13/14)  
0  
1 (2x) latest vs. Mt. St. Vincent (12.13.14)  
30 @LIU Brooklyn (2/26/15)

**HOPKINSON'S CAREER STATISTICS**

YEAR	GP/S	FGM-FGA	FG%	3FGM-3FGA	FTM-FTA	FT%	PTS	PPG	REB	RPG	AST	TO	BLK	STL
2013-14	19/2	17-52	.327	5-22	.227	.643	48	2.5	16	.8	19	18	0	7
2014-15	22/0	17-69	.254	7-43	.194	.785	44	2.1	13	.6	12	13	0	3
Totals	41/2	34-124	.288	11-60	.208	.727	92	2.2	29	0.7	31	31	0	10



**2014-15:** Has not played this season.

**Background:** Doss is a 6'4" wing who will provide the Terriers with another option from behind the arc. Last season, the native of Chicago, Illinois shot 40 percent from long distance en route to averaging 18.0 ppg. and 6.6 rebounds at Eastern Wyoming Community College. He averaged 18.2 points and 4.0 rebounds as a senior at Taft High School. Doss is an excellent athlete, likes to attack the offensive glass, and has the ability to get to the rim.

Points	0
Field Goals	0
Field Goals Attempted	0
3PT Field Goals	0
3PT Field Goals Attempted	0
Free Throws	0
Free Throws Attempted	0
Rebounds	0
Assists	0
Turnovers	0
Blocks	0
Steals	0
Minutes	0

[illegible]





**2014-15: Averaging 13.5 mpg per contest... Has started 22 contests...Is 17-of-25 from the floor over his last six outings (.680)... Scored nine points and grabbed seven boards at Rutgers (11/23/14)...Added nine points and a career-high 10 caroms in the victory versus Florida Atlantic (12/20/14)... Scored a career-best 11 points on 4-of-6 shooting at Robert Morris (1/15/15)...Hit his first game-winner, a buzzer-beater at Saint Francis U. (1/18/15) after grabbing an offensive rebound...Scored 11 points against the Red Flash...Scored a career-high 16 points on 7-of-10 shooting in the win against Sacred Heart (2/14/15)...Also added a career-best 3 blocks and 3 steals against the Pioneers.**

**Background:** The 6'6" Hooper prepped at Satellite Academy before playing one season at both Kaskasia Community College (Illinois) and at Odessa Community College (Texas)... Hooper, who averaged 12.3 points and 11.3 rebounds in his senior year at Satellite Academy will have two years of eligibility at St. Francis Brooklyn... Hooper averaged 11.7 points and 9.0 rebounds per game in his first collegiate season at Kaskasia and helped lead the squad to a 20-11 record...He also shot 62 percent from the field and averaged a block per game... In his sophomore year, Hooper contributed 6.9 points and 5.8 rebounds per game for national powerhouse Odessa.

#### SFBK Individual Game-by-Game (as of Feb 27, 2015) All games

##### #15 HOOVER, Chris

Opponent	Date	gs	min	Total		3-Pointers		Free throws		Rebounds										
				fg-fga	pct	3fg-fga	pct	ft-fa	pct	off	def	tot	avg	pf	a	t/o	blk	stl	pts	avg
at Georgetown	11/15/14		13	3-7	.429	0-0	.000	1-1	1.000	4	1	5	5.0	2	0	0	0	0	7	7.0
ARMY	11/19/14		8	0-1	.000	0-0	.000	4-4	1.000	1	1	2	3.5	3	0	3	1	1	4	5.5
at Rutgers	11/23/14		18	3-4	.750	0-0	.000	3-4	.750	2	5	7	4.7	3	1	2	0	2	9	6.7
at La Salle	11/25/14		16	2-6	.333	0-0	.000	0-0	.000	1	2	3	4.3	3	2	1	0	2	4	6.0
vs Norfolk State	11/28/14	*	23	2-4	.500	0-0	.000	1-2	.500	2	2	4	4.2	5	2	0	0	0	5	5.8
vs Tennessee State	11/29/14	*	19	2-3	.667	0-0	.000	2-7	.286	1	2	3	4.0	2	3	1	2	0	6	5.8
at Liberty	12-06-14	*	12	1-4	.250	0-0	.000	0-0	.000	2	1	3	3.9	2	1	0	0	1	2	5.3
at NJIT	12/09/14		4	0-1	.000	0-0	.000	0-0	.000	1	0	1	3.5	0	0	0	0	0	0	0.6
CMSV-M	12/13/14	*	3	0-0	.000	0-0	.000	0-0	.000	1	0	1	3.2	0	0	0	0	0	0	0.1
DELAWARE STATE	12/17/14	*	15	1-2	.500	0-0	.000	0-1	.000	1	4	5	3.4	1	0	3	0	0	2	2.9
FAU	12/20/14	*	20	3-8	.375	0-0	.000	3-5	.600	5	5	10	4.0	2	1	2	0	0	9	9.4
at Monmouth	12/23/14	*	17	1-4	.250	0-0	.000	1-2	.500	1	4	5	4.1	1	1	0	1	2	3	3.3
COLUMBIA	12/30/14	*	9	2-3	.667	0-0	.000	0-0	.000	1	1	2	3.9	3	0	2	0	0	4	4.2
at Sacred Heart	1/3/15	*	11	1-3	.333	0-0	.000	2-3	.667	2	1	3	3.9	2	1	2	0	1	4	4.2
BRYANT	1/5/15	*	8	0-1	.000	0-0	.000	2-2	1.000	0	1	1	3.7	3	0	2	0	0	2	2.1
at Fairleigh Dickinson	01/08/15	*	10	1-2	.500	0-0	.000	1-2	.500	0	1	1	3.5	1	0	1	1	1	3	4.0
at Mount St. Mary's	01/10/15	*	17	2-3	.667	0-0	.000	2-2	1.000	3	2	5	3.6	2	0	1	0	1	6	4.1
at Robert Morris	01/16/15	*	15	4-6	.667	0-0	.000	3-5	.600	0	4	4	3.6	1	1	0	0	0	11	4.5
at Saint Francis U	01/18/15	*	20	4-6	.667	0-0	.000	3-6	.500	4	2	6	3.7	3	0	2	0	0	11	4.8
vs CENTRAL CONNECTICUT	12/21/15	*	8	1-2	.500	0-0	.000	0-0	.000	1	2	3	3.7	3	0	3	0	0	2	4.7
ROBERT MORRIS	1/24/15	*	16	2-4	.500	0-0	.000	4-4	1.000	4	4	8	3.9	2	0	2	2	0	4	4.7
MOUNT ST. MARY'S	1/29/15	*	11	3-4	.750	0-0	.000	1-3	.333	3	1	4	3.9	3	1	0	1	0	7	4.8
LIU	1/31/15	*	12	3-5	.600	0-0	.000	3-3	1.000	1	1	2	3.8	2	4	1	0	0	9	5.0
at Central Connecticut	02/05/15		9	1-4	.250	0-0	.000	0-0	.000	0	1	1	3.7	1	0	0	0	0	2	4.8
at WAGNER	02/07/15	*	10	3-3	1.000	0-0	.000	0-0	.000	0	1	1	3.6	3	0	0	0	0	6	4.9
WAGNER	2/12/15	*	17	3-7	.429	0-0	.000	2-4	.500	3	0	3	3.6	2	2	1	0	0	8	5.0
SACRED HEART	2/14/15	*	21	7-10	.700	0-0	.000	2-2	1.000	2	4	6	3.7	3	0	0	3	3	16	5.4
FAIRLEIGH DICKINSON	2/19/15	*	14	2-3	.667	0-0	.000	0-3	.000	4	1	5	3.7	3	2	1	3	2	4	4.4
SAINT FRANCIS U	02/21/15		15	2-2	1.000	0-0	.000	0-0	.000	1	2	3	3.7	4	1	2	0	0	4	5.3
at LIU Brooklyn	02/26/15	*	6	0-2	.000	0-0	.000	0-0	.000	0	1	1	3.6	5	1	0	1	1	0	5.1
Totals			23	397	59-114	.518	0-0	.000	36-61	.590	51	57	108	3.6	70	24	32	15	174	51.1

Games played: 30  
Minutes/game: 13.2  
Points/game: 5.1  
FG Pct: 51.8  
FT Pct: 59.0

Rebounds/game: 3.6  
Assists/game: 0.8  
Turnovers/game: 1.1  
Assist/turnover ratio: 0.8  
Steals/game: 0.6  
Blocks/game: 0.5


#### Career Highs

Points  
Field Goals  
Field Goals Attempted  
3PT Field Goals  
3PT Field Goals Attempted  
Free Throws  
Free Throws Attempted  
Rebounds  
Assists  
Turnovers  
Blocks  
Steals  
Minutes

16 vs. Sacred Heart (2/14/15)  
7 vs. Sacred Heart (2/14/15)  
10 vs. Sacred Heart (2/14/15)  
0  
0  
4 vs. Army (11/19/14)  
7 vs. Tenn. State (11/29/14)  
10 vs. FAU (12/20/14)  
4 vs. LIU Brooklyn (1/31/15)  
3 (2x) latest vs. Delaware St. (12/17/14)  
3 vs. Sacred Heart (2/14/15)  
3 vs. Sacred Heart (2/14/15)  
23 vs. Norfolk State (11/28/14)

#### HOOPERS'S CAREER STATISTICS

YEAR	GP/S	FGM-FGA	FG%	3FGM-3FGA	FTM-FTA	FT%	PTS	PPG	REB	RPG	AST	TO	BLK	STL
2014-15	30/23	59-112	.527	0-0	36-61	.621	146	5.4	107	3.7	23	32	14	16



**2014-15:** Is averaging 10.6 mpg. off the bench...Scored 11 points in his Terrier debut at Georgetown (11/15/14)...Followed that up with 12 points and a season-high eight caroms and three rejections versus Army (11/19/14)...Was in double-figures with 11 points at Rutgers (11/23/14)...Scored six points and grabbed seven boards in the win at Monmouth (12/23/14)...Came up big in a tight contest when he scored all of his 11 points in the second-half in the win at Fairleigh Dickinson (1/8/15) and went 3-for-3 from behind the arc.

**Background:** The 6'8" Jenifer was an NJCAA All-American at Hagerstown C.C. during his sophomore season in 2012-13 after averaging 21 points per game while pulling down eight rebounds and shooting 47% in 33 games played. As a freshman, he helped lead the squad to a 29-5 record and a trip to the NJCAA Tournament following a Region XX championship. Jenifer was seventh in the Maryland Junior College Athletic Association in rebounding (8.4 pg.) and also recorded 49 blocks. As a senior at Potomac High School (Md.), Jennifer scored 26 points, grabbed 15 rebounds, and blocked four shots in the Wolverines Maryland 3A South quarterfinal victory.

**SFBK Individual Game-by-Game (as of Feb 27, 2015)**  
All games

**#03 JENIFER, Antonio**

				Total		3-Pointers		Free throws		Rebounds											
Opponent	Date	gs	min	fg-fga	pct	3fg-fga	pct	ft-fa	pct	off	def	tot	avg	pf	a	t/o	blk	stl	pts	avg	
at Georgetown	11/15/14	15	4-9	.444	1-2	.500	2-4	.500	2	3	5	5.0	2	1	2	0	0	0	11	11.0	
ARMY	11/19/14	20	5-8	.625	2-3	.667	0-1	.000	1	7	8	6.5	4	1	3	0	3	12	11.5		
at Rutgers	11/23/14	25	4-9	.444	1-3	.333	2-3	.667	2	4	6	6.3	3	1	0	2	0	0	11	11.3	
at La Salle	11/25/14	11	3-8	.375	1-1	1.000	1-2	.500	4	0	4	5.8	1	0	0	0	0	8	10.5		
vs Norfolk State	11/28/14	21	2-5	.400	1-2	.500	3-7	.429	1	3	4	5.4	1	0	2	1	0	8	10.0		
vs Tennessee State	11/29/14	12	2-6	.333	0-2	.000	0-0	.000	2	2	4	5.2	1	1	0	0	0	4	9.0		
at Liberty	12-06-14	4	1-2	.500	0-1	.000	0-0	.000	0	0	0	4.4	1	0	0	0	1	2	8.0		
at NJIT	12/09/14	8	0-3	.000	0-2	.000	0-0	.000	0	2	2	4.1	2	0	0	0	0	0	7.0		
CMSV-M	12/13/14	11	2-5	.400	2-2	1.000	0-0	.000	1	3	4	4.1	2	0	0	0	0	6	6.9		
DELAWARE STATE	12/17/14	8	0-3	.000	0-1	.000	0-0	.000	0	1	1	3.8	0	0	1	0	0	0	6.2		
FAU	12/20/14	14	2-3	.667	0-0	.000	3-4	.750	3	1	4	3.8	3	0	1	0	1	7	6.3		
at Monmouth	12/23/14	25	2-6	.333	2-3	.667	0-0	.000	1	6	7	4.1	3	2	2	0	0	6	6.3		
COLUMBIA	12/30/14	7	1-6	.167	0-1	.000	2-2	1.000	2	0	2	3.9	1	0	0	0	1	4	6.1		
at Sacred Heart	1/3/15	12	2-6	.333	0-3	.000	0-0	.000	1	2	3	3.9	4	0	0	1	0	4	5.9		
BRYANT	1/5/15	8	0-4	.000	0-0	.000	0-0	.000	2	1	3	3.8	0	0	0	0	0	0	5.5		
at Fairleigh Dickinson	01/08/15	13	4-5	.800	3-3	1.000	0-0	.000	0	3	3	3.8	1	0	2	0	0	11	5.9		
at Mount St. Mary's	01/10/15	3	0-0	.000	0-0	.000	0-0	.000	0	0	0	3.5	0	0	0	0	0	0	5.5		
at Robert Morris	01/16/15	3	0-3	.000	0-2	.000	0-0	.000	0	1	1	3.4	0	0	0	0	0	0	5.2		
at Saint Francis U	01/18/15	22	2-3	.667	1-2	.500	0-0	.000	1	1	2	3.3	2	0	2	1	0	5	5.2		
vs CENTRAL CONNECTICUT	1/21/15	5	0-1	.000	0-1	.000	0-0	.000	0	1	1	3.2	0	0	1	0	0	0	5.0		
ROBERT MORRIS	1/24/15	3	0-1	.000	0-1	.000	0-2	.000	0	0	0	3.0	0	0	1	0	0	0	4.7		
LIU	1/31/15	13	4-7	.571	1-2	.500	0-0	.000	1	4	5	3.1	0	1	0	1	0	9	4.9		
at Central Connecticut	02/05/15	8	0-1	.000	0-1	.000	0-0	.000	1	2	3	3.1	0	0	0	0	0	0	4.7		
at WAGNER	02/07/15	6	2-3	.667	1-2	.500	1-1	1.000	1	3	4	3.2	1	1	0	2	0	6	4.8		
WAGNER	2/12/15	7	1-3	.333	0-0	.000	0-0	.000	0	0	0	3.0	1	0	0	0	0	2	4.6		
SACRED HEART	2/14/15	7	0-2	.000	0-1	.000	0-0	.000	2	0	2	3.0	0	0	1	1	1	0	4.5		
FAIRLEIGH DICKINSON	2/19/15	3	0-4	.000	0-2	.000	0-0	.000	0	1	1	2.9	0	0	0	1	0	0	4.3		
SAINT FRANCIS U	02/21/15	2	0-0	.000	0-0	.000	0-0	.000	0	0	0	2.8	1	0	0	0	0	0	4.1		
at LIU Brooklyn	02/28/15	11	0-3	.000	0-1	.000	0-0	.000	1	1	2	2.8	3	0	0	0	0	0	4.0		
Totals		0	307	43-119	.361	16-44	.364	14-26	.538	29	52	81	2.8	37	8	18	10	7	116	4.0	

Games played: 29  
Minutes/game: 10.6  
Points/game: 4.0  
FG Pct: 36.1  
3FG Pct: 36.4  
FT Pct: 53.8

Rebounds/game: 2.8  
Assists/game: 0.3  
Turnovers/game: 0.6  
Assist/turnover ratio: 0.4  
Steals/game: 0.2  
Blocks/game: 0.3


**Career Highs**

Points  
Field Goals  
Field Goals Attempted  
3PT Field Goals  
3PT Field Goals Attempted  
Free Throws  
Free Throws Attempted  
Rebounds  
Assists  
Turnovers  
Blocks  
Steals  
Minutes

14 vs. @ NJIT (12/9/14)  
5 @ NJIT (12/9/14)  
14 @ NJIT (12/9/14)  
3 @ Fairleigh Dickinson (1/8/15)  
3 @ Fairleigh Dickinson (1/8/15)  
4 @ NJIT (12/9/14)  
7 vs. Norfolk St. (11/28/14)  
8 vs. Army (11/19/14)  
2 @ Monmouth (12/23/14)  
3 vs. Army (11/19/14)  
2 (2x) latest @ Wagner (2/7/15)  
3 vs. Army (11/19/14)  
29 @ NJIT (12/9/14)

**JENIFER'S CAREER STATISTICS**

YEAR	GP/S	FGM-FGA	FG%	3FGM-3FGA	FTM-FTA	FT%	PTS	PPG	REB	RPG	AST	TO	BLK	STL
2014-15	29/0	43-116	.371	16-43, .372	14-26	538	116	4.1	79	2.8	8	18	10	7



**2014-15:** Has started 29 contests at the two-guard..Scored 13 points and added five boards and two steals at Rutgers (11/23/14)...Followed that up with 11 points off the bench at La Salle (11/25/14)...Recorded 14 points at NJIT (12/9/14)... Scored a career-high 15 points in the victory at Sacred Heart (1/3/15) and then added 15 more in the win versus Bryant (1/5/15)...Hit 7-of-12 shots and scored 14 pts in the victory vs. CCSU (1/21/15) at MSG...Tied season-high with 15 points and hit 3 treys vs. Robert Morris (1/24/15).

**Background:** Jewell, a 6-2 wing from the Bronx, New York, averaged a division-high 25.3 points, 7.8 rebounds, and 3.8 assists per game in his second season at Jamestown Community College (New York)... Following the campaign he was named the Region 3 Division II Player of the Year after scoring over 30 points on nine different occasions... Last season, Jewell shot 44.3 percent overall (212-of-479) from the field and connected on 39 percent (57-of-146) of his 3-point attempts... He also made 70.6 percent (127-of-180) of his free-throw opportunities...He scored over 1,000 points in just two seasons at JCC... After dominating the PSAL "B" division during his high school career at High School for Leadership and Public Service, Jewell received national recognition in just his first week as a college player, leading all NJCAA Division II scorers with 32 ppg. while also grabbing 12 rpg... His amazing opening week earned him honors as NJCAA Region III Co-Athlete of the Week... Jewell averaged 27 points and 13.2 rebounds as a senior at Leadership... He was selected to the 2012 NYC Mayors Cup Game and the Funsport "Battle For The City," and participated in the Big Apple College Exposure Games.

SFBK Individual Game-by-Game (as of Feb 27, 2015)  
All games

#00 JEWELL, Tyreek

Opponent	Date	gs	min	Total		3-Pointers		Free throws		Rebounds				pf	a	t/o	blk	stl	pts	avg	
				fg-fga	pct	3fg-fga	pct	ft-fla	pct	off	def	tot	avg								
at Georgetown	11/15/14	*	31	2-11	.182	0-5	.000	2-2	1.000	0	3	3	3.0	2	1	0	0	1	6	6.0	
ARMY	11/19/14	*	24	2-5	.400	1-3	.333	0-1	.000	0	2	2	2.5	1	0	0	0	0	5	5.5	
at Rutgers	11/23/14	*	26	3-10	.300	1-3	.333	6-7	.857	1	4	5	3.3	4	1	2	0	2	13	8.0	
at La Salle	11/25/14	*	28	4-11	.364	1-4	.250	2-3	.667	2	1	3	3.3	1	1	1	0	1	11	8.8	
vs Norfolk State	11/28/14	*	32	2-11	.182	0-6	.000	2-2	1.000	2	1	3	3.2	4	1	3	0	1	6	8.2	
vs Tennessee State	11/29/14	*	33	2-11	.182	1-4	.250	2-3	.667	2	5	7	3.8	2	0	1	1	1	7	8.0	
at Liberty	12-06-14	*	27	3-9	.333	1-6	.167	0-0	.000	0	1	1	3.4	2	0	3	0	0	7	7.9	
at NJIT	12/09/14	*	29	5-14	.357	2-6	.333	2-4	.500	1	4	5	3.6	2	1	1	0	1	14	8.6	
CMSV-M	12/13/14	*	18	2-12	.167	0-6	.000	1-2	.500	4	3	7	4.0	2	2	2	1	0	5	8.2	
DELAWARE STATE	12/17/14	*	22	3-8	.375	0-4	.000	4-4	1.000	3	2	5	4.1	0	1	1	0	1	10	8.4	
FAU	12/20/14	*	36	4-12	.333	0-2	.000	1-2	.500	2	4	6	4.3	0	2	1	0	0	9	8.5	
at Monmouth	12/23/14	*	25	5-9	.556	1-4	.250	0-0	.000	1	2	3	4.2	0	2	2	0	2	11	8.7	
COLUMBIA	12/30/14	*	27	3-8	.375	0-2	.000	3-5	.600	0	3	3	4.1	3	2	1	0	2	9	8.7	
at Sacred Heart	1/3/15	*	30	5-13	.385	1-5	.200	4-7	.571	3	2	5	4.1	0	1	2	0	1	15	9.1	
BRYANT	1/5/15	*	35	7-13	.538	1-6	.167	0-0	.000	1	4	5	4.2	0	1	0	0	1	15	9.5	
at Fairleigh Dickinson	01/08/15	*	32	3-7	.429	2-3	.667	1-4	.250	2	1	3	4.1	3	2	4	0	1	9	9.5	
at Mount St. Mary's	01/10/15	*	38	6-16	.375	2-6	.333	0-0	.000	0	1	1	3.9	4	0	1	0	1	14	9.8	
at Robert Morris	01/16/15	*	30	2-7	.286	0-5	.000	3-4	.750	2	2	4	3.9	3	1	0	1	0	7	9.6	
at Saint Francis U	01/18/15	*	34	5-10	.500	0-2	.000	0-0	.000	0	4	4	3.9	0	0	1	0	1	10	9.6	
vs CENTRAL CONNECTICUT	1/21/15	*	37	7-12	.583	0-1	.000	0-0	.000	1	3	4	4.0	1	1	0	0	1	14	9.9	
ROBERT MORRIS	1/24/15	*	32	6-10	.600	3-5	.600	0-3	.000	3	2	5	4.0	3	1	1	0	0	15	10.1	
MOUNT ST. MARY'S	1/29/15	*	30	0-7	.000	0-1	.000	2-2	1.000	1	0	1	3.9	3	0	2	0	1	2	9.7	
LIU	1/31/15	*	22	4-10	.400	1-6	.167	3-3	1.000	0	3	3	3.8	3	2	1	1	0	12	9.8	
at Central Connecticut	02/05/15	*	29	3-9	.333	0-3	.000	2-3	.667	1	2	3	3.8	3	2	0	0	0	8	9.8	
at WAGNER	02/07/15	*	36	1-7	.143	1-3	.333	3-4	.750	0	1	1	3.7	0	0	0	0	2	6	9.6	
WAGNER	2/12/15	*	35	4-10	.400	1-2	.500	0-0	.000	2	3	5	3.7	2	1	1	1	0	9	9.6	
SACRED HEART	2/14/15	*	32	4-9	.444	2-4	.500	2-2	1.000	0	2	2	3.7	1	3	1	0	0	12	9.7	
FAIRLEIGH DICKINSON	2/19/15	*	28	4-14	.286	1-7	.143	0-1	.000	2	1	3	3.6	0	3	5	0	0	9	9.6	
SAINT FRANCIS U	02/21/15	*	35	3-7	.429	0-3	.000	2-2	1.000	2	5	7	3.8	1	1	2	0	0	8	9.6	
at LIU Brooklyn	02/26/15	*	24	1-13	.077	1-5	.200	3-5	.600	1	4	5	3.8	1	1	2	0	1	6	9.5	
Totals			29	897	105-305	.344	24-122	.197	50-75	.667	39	75	114	3.8	51	33	42	5	21	284	9.5

Games played: 30  
Minutes/game: 29.9  
Points/game: 9.5  
FG Pct: 34.4  
3FG Pct: 19.7  
FT Pct: 66.7

Rebounds/game: 3.8  
Assists/game: 1.1  
Turnovers/game: 1.4  
Assist/turnover ratio: 0.8  
Steals/game: 0.7  
Blocks/game: 0.2

Career Highs

Points  
Field Goals  
Field Goals Attempted  
3PT Field Goals  
3PT Field Goals Attempted  
Free Throws  
Free Throws Attempted  
Rebounds  
Assists  
Turnovers  
Blocks  
Steals  
Minutes

15 (3x) latest vs. RMU (1/24/15)  
7 (2x) latest vs. CCSU (1/21/15)  
16 @ Mt. Saint Mary's (1/10/15)  
3 vs. Robert Morris (1/24/15)  
6 (2x) latest @ Mt. Saint Mary's (1/10/15)  
6 @ Rutgers (11/23/14)  
7 @ Rutgers (11/23/14)  
7 vs. Tenn. St. (11/29/14)  
2 (4x) latest vs. Columbia (12/30/14)  
4 @ Fairleigh Dickinson (1/8/15)  
1 (2x) latest vs. Mount St. Vincent (12/13/14)  
2 (4x) latest @ Wagner (2/7/15)  
38 @ Mt. St. Mary's (1/10/15)

JEWELL'S CAREER STATISTICS

YEAR	GP/S	FGM-FGA	FG%	3FGM-3FGA	FTM-FTA	FT%	PTS	PPG	REB	RPG	AST	TO	BLK	STL
2014-15	30/29	104-292	.356	23-117, .197	47-70	.671	278	9.6	109	3.8	32	40	5	20





**2014-15:** Is averaging 11.1 mpg of the bench...Has started four contests...Hit a pair of treys at Rutgers (11/23/14) and La Salle (11/25/14)...Gave the Terriers a lift with six points in the final minutes of a close game with LIU Brooklyn (1/31/15), including a buzzer-beating trey right before the half...Also hit a clutch trey to beat the first-half buzzer in the home win against Sacred Heart (2/14/15), cutting the Terriers' halftime deficit to four points.

**Background:** Olafsson, a 6'3" wing played for SC Keflavik, a club team in his native Iceland. He was named the Defensive Player of the Year on his squad. Olafsson hit a game-winning shot against rival Njardvik. He also scored 20 points versus Stjarnan. He averaged 8.9 points and 2.8 rebounds last year under former Terrier assistant coach Andy Johnston. "Gunnar is an athletic wing guard that has an excellent mid-range game and is a good three-point shooter," head coach Glenn Braica said. "He's a high-effort player who is really good in transition and is an excellent defender."

#### SFBK Individual Game-by-Game (as of Feb 27, 2015) All games

##### #04 OLAFSSON, Gunnar

Opponent	Date	gs	min	Total		3-Pointers		Free throws		Rebounds			pf	a	t/o	blk	stl	pts	avg	
				fg-fga	pct	3fg-fga	pct	ft-fra	pct	off	def	tot								avg
at Georgetown	11/15/14	18	0-4	.000	0-4	.000	1-2	.500	0	2	2	2.0	2	0	0	1	1	1	1.0	
ARMY	11/19/14	12	0-0	.000	0-0	.000	0-0	.000	0	0	0	1.0	0	1	1	0	0	0.5		
at Rutgers	11/23/14	28	2-5	.400	2-5	.400	0-0	.000	0	3	3	1.7	0	0	1	0	1	6	2.3	
at La Salle	11/25/14	* 22	2-4	.500	2-4	.500	0-0	.000	0	0	0	1.3	2	0	2	0	0	6	3.3	
vs Norfolk State	11/28/14	23	2-6	.333	1-5	.200	0-0	.000	1	0	1	1.2	4	1	0	1	1	5	3.6	
vs Tennessee State	11/29/14	13	0-2	.000	0-2	.000	0-0	.000	0	3	3	1.5	0	0	1	0	0	0	3.0	
at Liberty	12-06-14	7	0-2	.000	0-2	.000	0-0	.000	0	0	0	1.3	1	0	1	0	0	0	2.6	
at NJIT	12/09/14	5	0-1	.000	0-1	.000	2-2	1.000	0	1	1	1.3	1	0	0	0	0	2	2.5	
CMSV-M	12/13/14	11	1-3	.333	1-3	.333	0-0	.000	1	1	2	1.3	3	0	1	0	0	3	2.6	
DELAWARE STATE	12/17/14	9	1-1	1.000	1-1	1.000	0-0	.000	0	1	1	1.3	1	0	0	0	0	3	2.6	
FAU	12/20/14	* 16	0-1	.000	0-0	.000	0-0	.000	0	1	1	1.3	2	0	0	0	0	0	2.4	
at Monmouth	12/23/14	* 14	0-2	.000	0-2	.000	0-0	.000	1	1	2	1.3	2	0	1	0	0	0	2.2	
COLUMBIA	12/30/14	* 11	0-0	.000	0-0	.000	0-0	.000	1	0	1	1.3	0	0	0	0	0	0	2.0	
BRYANT	1/5/15	7	1-1	1.000	1-1	1.000	0-0	.000	1	0	1	1.3	1	0	1	0	0	3	2.1	
at Fairleigh Dickinson	01/08/15	8	1-3	.333	1-3	.333	0-0	.000	0	2	2	1.3	0	0	0	1	0	3	2.1	
at Mount St. Mary's	01/10/15	18	0-1	.000	0-1	.000	0-0	.000	1	1	2	1.4	1	0	3	0	0	0	2.0	
at Robert Morris	01/16/15	3	0-0	.000	0-0	.000	0-0	.000	0	0	0	1.3	0	0	0	0	0	0	1.9	
at Saint Francis U	01/18/15	3	0-0	.000	0-0	.000	0-0	.000	0	0	0	1.2	0	0	0	0	0	0	1.8	
MOUNT ST. MARY'S	1/29/15	9	1-2	.500	0-1	.000	0-0	.000	1	0	1	1.2	1	0	0	0	0	2	1.8	
LIU	1/31/15	17	2-3	.667	1-1	1.000	1-2	.500	0	3	3	1.3	1	0	0	0	1	6	2.0	
at Central Connecticut	02/05/15	6	0-1	.000	0-1	.000	0-0	.000	0	1	1	1.3	0	1	2	0	0	0	1.9	
SACRED HEART	2/14/15	2	1-1	1.000	1-1	1.000	0-0	.000	0	0	0	1.2	0	0	0	0	0	3	2.0	
FAIRLEIGH DICKINSON	2/19/15	3	0-0	.000	0-0	.000	0-0	.000	0	1	1	1.2	0	0	2	0	0	0	1.9	
SAINT FRANCIS U	02/21/15	2	0-0	.000	0-0	.000	0-0	.000	0	0	0	1.2	1	0	0	0	0	0	1.8	
at LIU Brooklyn	02/26/15	11	0-1	.000	0-1	.000	0-0	.000	0	1	1	1.2	2	0	0	0	0	0	1.7	
Totals		4	278	14-44	.318	11-39	.282	4-6	.667	7	22	29	1.2	25	3	16	3	4	43	11.7

Games played: 25  
Minutes/game: 11.1  
Points/game: 1.7  
FG Pct: 31.8  
3FG Pct: 28.2  
FT Pct: 66.7

Rebounds/game: 1.2  
Assists/game: 0.1  
Turnovers/game: 0.6  
Assist/turnover ratio: 0.2  
Steals/game: 0.2  
Blocks/game: 0.1

#### Career Highs

Points  
Field Goals  
Field Goals Attempted  
3PT Field Goals  
3PT Field Goals Attempted  
Free Throws  
Free Throws Attempted  
Rebounds  
Assists  
Turnovers  
Blocks  
Steals  
Minutes

6 (3x) latest vs. LIU Brooklyn (1/31/15)  
2 (4x) latest vs. LIU Brooklyn (1/31/15)  
6 vs. Norfolk St. (11/28/14)  
2 (2x) latest @ La Salle (11/25/14)  
5 @ Rutgers (11/23/14)  
2 @ NJIT (12/9/14)  
2 (2x) latest @ NJIT (12/9/14)  
3 (3x) latest vs. LIU Brooklyn (1/31/15)  
1 (2x) latest vs. Norfolk St. (11/28/14)  
2 @ La Salle (11/25/14)  
1 (2x) latest vs. Norfolk St. (11/28/14)  
1 (4x) latest vs. LIU Brooklyn (1/31/15)  
23 vs. Norfolk State (11/29/14)

**Official Basketball Box Score -- Game Totals -- Final Statistics**  
**St. Francis Brooklyn vs LIU Brooklyn**  
**02/26/15 7:00 p.m. at Brooklyn, N.Y. (Steinberg Center)**



**2014-15:** Is averaging 5.9 points and 22.5 minutes per game off the bench...Leads the NEC in 3-point field goal shooting at 44 percent...Received extensive action for the first time in his career with 23 minutes in the victory at Liberty (12/6/14)...Scored his first two collegiate buckets and also grabbed six boards and handed out three assists...Scored a career-high 15 points (4-of-6 fga) and compiled six assists and three steals versus Mount St. Vincent (12/13/14)...Contributed 13 points in 29 minutes against Columbia (12/30/14)...Recorded 12 points, 5 assists, and four rebounds in the win at Fairleigh Dickinson (1/8/15)...Hit a pair of key second-half treys in the victory at Robert Morris (1/16/15) and finished 3-for-3 from deep in the contest...Forced overtime with a clutch trey in the final seconds of the win versus Mount St. Mary's (1/29/15).

**Background:** Sanabria helped lead the St. Peter's Eagles to a 27-4 record last season and their first Staten Island High School title since 2009...The heady point guard averaged 13.6 points and 6.0 assists per game while directing the squad to their first CHSAA AA intersectional semifinal appearance since 2002...As a junior, Sanabria averaged 23.0 points per game in the city playoffs and scored 23 points against eventual state champion Christ the King...This past year, he scored 15 points against Archbishop Molloy in the CHSAA quarterfinals and added 17 points in the semifinals against Bishop Loughlin...Earlier in the season, Sanabria was named the Most Valuable Player at the Alumni Holiday Tournament after scoring 28 points against Christian Brothers Academy and also contributed nine points, seven assists, and four steals in the championship game victory against Bethlehem Catholic (Pa.)...Following the season, Sanabria was named to the Mayor's Cup and started for the CHSAA all-stars against the PSAL all-stars...The Staten Island Advance two-time all-star was also named the 2014 recipient of Staten Island's prestigious Jack Zaborowski Award, presented to a player who exhibits consistency, competitiveness, sportsmanship, toughness, leadership and plays a pivotal role in his team's success...MSG Varsity also named Sanabria to the NYC First Team squad.

**SFBK Individual Game-by-Game (as of Feb 27, 2015)**  
**All games**

**#10 SANABRIA, Glenn**

				Total		3-Pointers		Free throws		Rebounds										
Opponent	Date	gs	min	fg-fga	pct	3fg-fga	pct	ft-fita	pct	off	def	tot	avg	pf	a	to	blk	stl	pts	avg
at Georgetown	11/15/14	2	0-0	.000	0-0	.000	0-0	.000	0	0	1	1.0	1	1	0	0	0	0	0	0.0
at La Salle	11/25/14	8	0-0	.000	0-0	.000	0-0	.000	0	0	0	0.5	1	0	2	0	0	0	0	0.0
at Liberty	12-06-14	23	2-4	.500	0-2	.000	0-0	.000	2	4	6	2.3	1	3	3	0	1	4	1.3	
at NJIT	12/09/14	14	0-2	.000	0-1	.000	0-0	.000	0	0	0	1.8	3	2	1	0	0	0	1.0	
CMSV-M	12/13/14	30	4-6	.667	2-3	.667	5-6	.833	0	2	2	1.8	1	6	1	0	3	15	3.8	
DELAWARE STATE	12/17/14	24	3-7	.429	2-6	.333	2-2	1.000	2	0	2	1.8	2	1	1	0	0	10	4.8	
FAU	12/20/14	28	0-3	.000	0-1	.000	1-2	.500	1	0	1	1.7	2	0	0	1	2	1	4.3	
at Monmouth	12/23/14	20	2-3	.667	2-2	1.000	2-2	1.000	0	1	1	1.6	1	4	2	0	0	8	4.8	
COLUMBIA	12/30/14	29	3-5	.600	2-4	.500	5-6	.833	1	1	2	1.7	1	1	1	0	1	13	5.7	
at Sacred Heart	1/3/15	22	2-4	.500	1-2	.500	1-2	.500	0	0	0	1.5	2	1	0	1	0	6	5.7	
BRYANT	1/5/15	19	2-3	.667	1-2	.500	0-0	.000	0	2	2	1.5	2	0	1	1	1	5	5.6	
at Fairleigh Dickinson	01/08/15	31	2-5	.400	0-1	.000	8-12	.667	1	3	4	1.8	3	5	0	0	1	12	6.2	
at Mount St. Mary's	01/10/15	18	1-5	.200	1-3	.333	0-0	.000	1	0	1	1.7	3	1	2	0	1	3	5.9	
at Robert Morris	01/16/15	21	3-4	.750	3-3	1.000	2-4	.500	3	2	5	1.9	3	2	0	0	0	11	6.3	
at Saint Francis U	01/18/15	27	1-6	.167	1-5	.200	0-0	.000	0	0	0	1.8	0	0	1	0	1	3	6.1	
vs CENTRAL CONNECTICUT	1/21/15	29	1-3	.333	0-1	.000	1-3	.333	0	2	2	1.8	2	5	1	0	1	3	5.9	
ROBERT MORRIS	1/24/15	25	0-3	.000	0-2	.000	0-0	.000	1	0	1	1.8	1	2	2	0	2	0	5.5	
MOUNT ST. MARY'S	1/29/15	18	3-7	.429	2-4	.500	0-0	.000	1	2	3	1.8	4	0	2	0	1	8	5.7	
LIU	1/31/15	19	2-5	.400	1-3	.333	0-0	.000	0	0	0	1.7	5	2	2	0	0	5	5.6	
at Central Connecticut	02/05/15	29	5-9	.556	5-7	.714	0-0	.000	2	2	4	1.9	1	1	1	0	1	15	6.1	
at WAGNER	02/07/15	26	1-2	.500	1-2	.500	1-2	.500	0	2	2	1.9	2	1	1	0	0	4	6.0	
WAGNER	2/12/15	24	1-3	.333	1-2	.500	4-6	.667	1	2	3	1.9	1	5	1	0	0	7	6.0	
SACRED HEART	2/14/15	25	1-4	.250	0-1	.000	0-0	.000	1	0	1	1.9	1	1	1	0	0	2	5.9	
FAIRLEIGH DICKINSON	2/19/15	28	2-5	.400	1-2	.500	2-4	.500	3	2	5	2.0	1	1	2	0	1	7	5.9	
Totals		0	539	41-98	.418	26-59	.441	34-51	.667	21	27	48	2.0	44	45	28	3	17	142	5.9

Games played: 24  
Minutes/game: 22.5  
Points/game: 5.9  
FG Pct: 41.8  
3FG Pct: 44.1  
FT Pct: 66.7

Rebounds/game: 2.0  
Assists/game: 1.9  
Turnovers/game: 1.2  
Assist/turnover ratio: 1.6  
Steals/game: 0.7  
Blocks/game: 0.1

**Career Highs**

Points  
Field Goals  
Field Goals Attempted  
3PT Field Goals  
3PT Field Goals Attempted  
Free Throws  
Free Throws Attempted  
Rebounds  
Assists  
Turnovers  
Blocks  
Steals  
Minutes

15 vs. Mt. St. Vincent (12/13/14)  
4 vs. Mt. St. Vincent (12/13/14)  
6 vs. Mt. St. Vincent (12/13/14)  
3 @ Robert Morris (1/15/15)  
6 vs. Delaware St. (12/17/14)  
8 @ Fairleigh Dickinson (1/8/15)  
12 @ Fairleigh Dickinson (1/8/15)  
6 @ Liberty (12/6/14)  
6 vs. Mt. St. Vincent (12/13/14)  
3 @ Liberty (12/6/14)  
1 vs. Bryant (1/5/15)  
3 vs. Mt. St. Vincent (12/13/14)  
31 @ Fairleigh Dickinson (1/8/15)

**SANABRIA'S CAREER STATISTICS**

YEAR	GP/S	FGM-FGA	FG%	3FGM-3FGA	FTM-FTA	FT%	PTS	PPG	REB	RPG	AST	TO	BLK	STL
2014-15	24/0	41-98	.418	26-59, .441	34-51	.667	142	5.9	48	2.0	45	28	3	17



**2014-15:** Will red-shirt this season.

**Background:** The 6'4" Williams, who was selected to play in the prestigious Kentucky/Indiana All-Stars boys' All-Stars contest at Rupp Arena, scored more than 1,000 points in his career at John Hardin High School and finished fourth on the school's all-time scoring list. He averaged 18.6 points, 7.7 rebounds, 2.4 steals and 1.9 blocks per game last year. The Bulldogs won back-to-back 17th District and 5th Region championships

WILLIAMS' CAREER STATISTICS

YEAR	GP/S	FGM-FGA	FG%	3FGM-3FGA	FTM-FTA	FT%	PTS	PPG	REB	RPG	AST	TO	BLK	STL
2014-15	Has not played													



**Background:** A walk-on for the second consecutive season...Made two appearances last year and scored his first career hoop against Mount St. Vincent (11/12/13)...Played for legendary head coach Bob Hurley at St. Anthony's for two seasons, joining a team with the likes of the NBA's Kyle Anderson, Myles Mack of Rutgers, Lucky Jones of Robert Morris and Jerome Frink of Florida International... Attended Bishop Ford as a freshman and sophomore.

MOLIC'S CAREER STATISTICS

YEAR	GP/S	FGM-FGA	FG%	3FGM-3FGA	FTM-FTA	FT%	PTS	PPG	REB	RPG	AST	TO	BLK	STL
2013-14	2/0	1-3	.333	0-2	0-0	.000	2	1.0	0	0	0	0	0	0
2014-15	5/0	1-3	.333	1-3	0-0	.000	3	0.6	0	0	0	0	0	0
Totals	7/0	2-6	.333	1-5	0-0	.000	5	0.7	0	0	0	0	0	0



# Terrier Record Book

## 1,000 POINT CLUB – CAREER

<b>1. Jalen Cannon</b>	<b>1,667</b>	<b>2011-pre.</b>
Ricky Cadell	1,662	2007-11
Darrwin Purdie	1,613	1985-89
Dennis McDermott	1,578	1971-74
Manny Figueroa	1,532	1975-79
Al Inniss	1,503	1954-58
Jerome Williams	1,490	1972-76
Richy Dominguez	1,482	1997-01
Angel Santana	1,476	1996-00
John Conforti	1,435	1967-70
Gerard Trapp	1,434	1974-78
Vernon Stokes	1,336	1950-53
Anthony D'Elia	1,304	1954-58
Lou Myers	1,259	1989-93
Robert Jackson	1,243	1981-84
Jamaal Womack	1,153	2005-09
Stefan Perunicic	1,144	2008-12
Hank Daubenschmidt	1,129	1951-54
Jim Raftery	1,114	1960-63
Kevin Henry	1,111	1979-83
Ron Arnold	1,105	1990-93
Lester Yellin	1,102	1954-58
Cliff Strong	1,090	2000-03
Steven Howard	1,081	1999-01
Ben Mockford	1,077	2010-14
Gil Radday	1,068	1964-67
Nestor Cora	1,034	1977-79
Roy Reardon	1,028	1948-51
Lorenzo Distant	1,027	1979-83
Akeem Johnson	1,009	2009-13

## POINTS – SEASON

Ray Minlend	680	1998-99
Ken Lam	605	1971-72
Steven Howard	587	2000-01
Dennis McDermott	578	1972-73
Dennis McDermott	571	1973-74
John Conforti	560	1968-69
Richy Dominguez	541	2000-01
Robert Jackson	535	1983-84
Nestor Cora	532	1977-78
Darrwin Purdie	519	1986-87

## REBOUNDS – CAREER

<b>Jalen Cannon</b>	<b>1,105</b>	<b>2011-pre.</b>
Jerome Williams	1,018	1972-76
Darrwin Purdie	748	1985-89
Dennis McDermott	708	1971-74
Robert Jackson	675	1983-84
Heberth Reyes	666	1997-01
Richy Dominguez	651	1997-01
Manny Figueroa	636	1975-79
Cliff Strong	596	2000-03
Lorenzo Distant	589	1979-83
Gerard Trapp	578	1974-78
Akeem Johnson	560	2009-13

## REBOUNDS – SEASON

<b>Jalen Cannon</b>	<b>313</b>	<b>2014-15</b>
Jerome Williams	311	1974-75
Jerome Williams	279	1975-76
Manny Figueroa	271	1976-77
Jerome Williams	268	1973-74
<b>Jalen Cannon</b>	<b>265</b>	<b>2011-12</b>
<b>Jalen Cannon</b>	<b>264</b>	<b>2012-13</b>
<b>Jalen Cannon</b>	<b>263</b>	<b>2013-14</b>
Robert Jackson	263	1983-84
Andre Kibbler	263	1987-88
Dennis McDermott	258	1973-74
Dennis McDermott	253	1971-72
Lester James	251	1991-92
Jack McCue	245	1971-72

## FIELD GOALS MADE – CAREER

Darrwin Purdie	651	1985-89
Jerome Williams	650	1972-76
Dennis McDermott	629	1971-74
Gerard Trapp	613	1974-78
<b>5. Jalen Cannon</b>	<b>606</b>	<b>2011-pre</b>
John Conforti	605	1967-00
Ricky Cadell	551	2007-11
Robert Jackson	537	1981-84
Richy Dominguez	527	1997-01
Angel Santana	474	1996-00
Lou Myers	457	1989-93

## FIELD GOALS MADE – SEASON

Ken Lam	256	1971-72
John Conforti	231	1968-69
Dennis McDermott	229	1972-73
Nestor Cora	227	1977-78
Robert Jackson	226	1983-84
Dennis McDermott	224	1973-74
Gerard Trapp	216	1976-77
John Conforti	215	1969-70
Ray Minlend	210	1998-99
Darrwin Purdie	208	1986-87

## FIELD GOALS ATTEMPTED-CAREER

Gerard Trapp	1,441	1974-78
Darrwin Purdie	1,376	1986-89
Ricky Cadell	1,347	2007-11
Dennis McDermott	1,339	1971-74
Jerome Williams	1,274	1972-76
John Conforti	1,267	1967-70
Angel Santana	1,254	1996-00
<b>Jalen Cannon</b>	<b>1,153</b>	<b>2011-pre</b>
Richy Dominguez	1,106	1997-01
Robert Jackson	1,068	1981-84
Lou Myers	1,043	1989-93

# Terrier Record Book

## FIELD GOALS ATTEMPTED – SEASON

Gerard Trapp	503	1976-77
John Conforti	495	1968-69
Ken Lam	494	1971-72
Dennis McDermott	471	1972-73
Dennis McDermott	464	1973-74
Ray Minlend	452	1998-99
Steven Howard	447	2000-01
Robert Jackson	446	1983-84
Nestor Cora	444	1977-78
Darwin Purdie	444	1987-88

## FIELD GOAL % - CAREER

(Min. 100 FG Made)

Lester James	.622 (296-476)	1990-92
Chris Sockwell	.614 (290-472)	2001-03
Eric Greene	.611 (143-234)	1979-81
Dennis Kwiecinski	.570 (110-193)	1973-77
Heberth Reyes	.549 (292-532)	1997-01
Chris Phillips	.538 (243-452)	1983-85
Marlon Lewis	.533 (114-214)	1994-96
<b>Jalen Cannon</b>	<b>.528 (601-1,139)</b>	<b>2011-pre.</b>
Eric Thompson	.527 (206-398)	2000-04
Akeem Johnson	.526 (377-717)	2009-13
Jerome Williams	.510 (650-1,274)	1972-76

## FIELD GOAL % – SEASON

(Min. 75 Field Goals Made)

Lester James	.693 (149/215)	1990-91
Eric Greene	.641 (107/167)	1979-80
Chris Sockwell	.637 (135/212)	2002-03
James Raftery	.612 (115/188)	1962-63
Terryl Coombs	.611 (102/167)	1989-90
Chris Sockwell	.596 (155/260)	2001-02
Heberth Reyes	.594 (76/128)	1998-99
Joe O'Neill	.572 (99/173)	1985-86
Earl Roberts	.571 (136/238)	1969-70
Heberth Reyes	.571 (88/154)	1999-00

## 3-POINT FG MADE – CAREER

Angel Santana	294	1996-00
Stefan Perunicic	280	2008-12
Ben Mockford	260	2011-14
Ricky Cadell	222	2007-11
Jamaal Womack	220	2005-09
Mike Wilson	217	2002-04
Lou Myers	154	1989-93
Jason Morgan	151	2000-02
Steven Howard	143	1999-01
Tory Cavalieri	134	2002-05
Henry LaLane	134	1997-00

## 3-POINT FG MADE – SEASON

Jason Morgan	100	2001-02
Angel Santana	100	99-2000
Steven Howard	92	2000-01
Ben Mockford	80	2013-14
Stefan Perunicic	87	2008-09
Angel Santana	83	1998-99
Mike Wilson	82	2003-04
Ben Mockford	82	2012-2013
Ben Mockford	81	2011-2012
Tory Cavalieri	76	2004-05
Jamaal Womack	72	2007-08
Ricky Cadell	72	2009-10
Bryan Willcox	66	1993-94

## 3-POINT FG ATTEMPTED – CAREER

Angel Santana	822	1996-00
Stefan Perunicic	765	2008-12
Ben Mockford	688	2011-14
Ricky Cadell	620	2007-11
Jamaal Womack	605	2005-09
Mike Wilson	547	2002-04
Lou Myers	429	1989-93
Jason Morgan	414	2000-02
Henry LaLane	403	1997-00
Steven Howard	394	1999-01
Tory Cavalieri	349	2002-05

## 3-POINT FG ATTEMPTED- SEASON

Angel Santana	284	1999-2000
Jason Morgan	277	2001-02
Steven Howard	254	2000-01
Ben Mockford	240	2011-2012
Jamaal Womack	229	2007-08
Angel Santana	225	1998-99
Stefan Perunicic	224	2008-09
Ben Mockford	214	2013-14
Ben Mockford	206	2012-13
Bryan Willcox	205	1993-94
Ricky Cadell	202	2009-10
Ricky Cadell	201	2010-11
Mike Wilson	192	2003-04

## 3-POINT FG % - CAREER

(Min. 75 3-Point Goals Made)

Mike Wilson	.392 (217-547)	2002-04
Tory Cavalieri	.384 (134-349)	2002-05
John Quintana	.384 (84-237)	2002-04
John Thomas	.382 (50-131)	1996-98
Ben Mockford	.378 (260-688)	2011-14
Steve Mickens	.371 (109-294)	1988-90
Ron Arnold	.368 (21-57)	1990-93
Jason Morgan	.365 (151-414)	2000-02
Steven Howard	.363 (143-394)	1999-01
Ricky Cadell	.358 (222-620)	2007-11
Stefan Perunicic	.350 (210-600)	2008-12

# Terrier Record Book

## 3-POINT FIELD GOAL % – SEASON (Min. 15 3-Point FG Made)

John Quintana	.457 (32/70)	2002-03
Tanel Tein	.452 (33/73)	1998-99
Mike Wilson	.427 (82-192)	2003-04
John Thomas	.422 (35/83)	1997-98
Tory Cavalieri	.420 (76/181)	2004-05
Steve Mickens	.415 (51/123)	1988-89
Charles Hatcher	.415 (17/41)	1991-92
Kevin Israel	.412 (21/51)	1989-90
Richy Dominguez	.411 (23/56)	1998-99
Ben Mockford	.407 (87/214)	2013-14
Christian Brown	.406 (52/128)	2004-05

## FREE THROWS MADE – CAREER

<b>Jalen Cannon</b>	<b>397</b>	<b>2011-pre.</b>
Richy Dominguez	337	1997-01
Dennis McDermott	320	1971-74
Ricky Cadell	319	2007-11
Ray Minlend	295	1997-99
Jim Luisi	293	1948-51
Darrwin Purdie	288	1985-89
Cliff Strong	288	2000-03
Thomas Carroll	261	1930-34
Steven Howard	250	1999-01
Roy Reardon	246	1948-51

## FREE THROWS MADE – SEASON

Ray Minlend	229	1998-99
Vernon Stokes	188	1952-53
Steven Howard	153	2000-01
John Thomas	150	1996-97
Dan Mannix	148	1955-56
Tom Gallagher	140	1948-49
<b>Jalen Cannon</b>	<b>135</b>	<b>2013-14</b>
Richy Dominguez	135	2000-01
Akeem Bennett	135	2009-10
Jim Luisi	134	1949-50
Brian Jones	127	1990-91

## FREE THROWS ATTEMPTED – CAREER

<b>Jalen Cannon</b>	<b>587</b>	<b>2011-pre.</b>
Richy Dominguez	522	1997-01
Ricky Cadell	440	2007-11
Cliff Strong	429	2000-03
Dennis McDermott	419	1971-74
Darrwin Purdie	416	1985-89
Thomas Carroll	406	1930-34
Ray Minlend	403	1997-99
Jim Luisi	399	(50-51 season not included) 1948-51
Thomas Gallagher	396	1945-49
John Conforti	380	1967-70



Ron Arnold



# Terrier Record Book

## ASSISTS – CAREER

<b>Brent Jones</b>	<b>588</b>	<b>2011-present</b>
Greg Nunn	534	1997-01
Tory Cavalieri	465	2002-05
Edgar DeLaRosa	393	1978-80, 1981-83
Rodney Henry	346	1985-89
Jim Paguaga	317	1982-86
Jamaal Womack	312	2005-09
Lynn Smith	301	1990-92
John Arnold	293	1988-92
Gerard Trapp	281	1974-78
Larry Wingate	271	1976-78

## ASSISTS – SEASON

Jim Paguaga	223	1985-86
<b>Brent Jones</b>	<b>187</b>	<b>2013-14</b>
Lynn Smith	185	1990-91
Greg Nunn	184	1999-00
Tory Cavalieri	169	2002-03
Edgar DeLaRosa	167	1982-83
Tory Cavalieri	162	2003-04
Greg Nunn	157	2000-01
<b>Brent Jones</b>	<b>156</b>	<b>2014-15</b>
Edgar DeLaRosa	154	1981-82
Greg Nunn	151	1998-99

## BLOCKS – CAREER

Julian McKelly	244	1981-86
Heberth Reyes	186	1997-01
Richard Lugo	125	1948-51
<b>4.Amdy Fall</b>	<b>122</b>	<b>2013-pre.</b>
Devon Neckles	109	2002-06
Robert Jackson	102	1981-84
Chris Sockwel	94	2001-03
Darwin Purdie	85	1985-89
Lester James	78	1990-92
Herman Wrice	78	2008-10
<b>11. Jalen Cannon</b>	<b>70</b>	<b>2011-pre.</b>
Eric Thompson	53	2000-04

## BLOCKED SHOTS - SEASON

Richard Lugo	125	1996-97
Julian McKelly	108	1982-83
Heberth Reyes	71	2000-01
<b>Amdy Fall</b>	<b>67</b>	<b>2014-2015</b>
<b>Amdy Fall</b>	<b>59</b>	<b>2013-2014</b>
Devon Neckles	52	2003-04
Herman Wrice	51	2008-09
Lester James	50	1990-91
Chris Sockwell	48	2001-02
Julian McKelly	48	1983-84


Heberth Reyes	48	1998-99
Heberth Reyes	46	1999-00
Chris Sockwell	46	2002-03

## STEALS – CAREER

Greg Nunn	202	1997-01
Tory Cavalieri	194	2002-05
Lynn Smith	173	1990-92
Richy Dominguez	171	1997-01
<b>5. Brent Jones</b>	<b>164</b>	<b>2011-present</b>
Edgar DeLaRosa	160	1978-80, 1981-83
Jim Paguaga	157	1982-86
Rodney Henry	154	1985-89
Jamaal Womack	148	2005-09
Lou Myers	143	1989-93
Akeem Bennett	140	2009-11
Ron Arnold	135	1990-93

## STEALS – SEASON

Jim Paguaga	120	1985-86
Lynn Smith	100	1990-91
Jeff Myers	81	1992-93
Ray Minlend	79	1998-99
Akeem Bennett	76	2010-2011
Tory Cavalieri	75	2003-04
John Thomas	74	1997-98
Lynn Smith	73	1991-92
Greg Nunn	71	1998-99
Edgar DeLaRosa	65	1982-83



## INDIVIDUAL RECORDS

### Single Game

Most Points	45, John Conforti vs. Wagner (1/10/70)
Most Field Goals Made	20, John Conforti vs. Wagner (1/10/70)
Most Free Throws Made	19, James Raftery vs. Loyola (12/16/61)
Most Rebounds	37, Al Inniss vs. Lafayette (3/17/56)
Most Assists	16, Jim Paguaga vs. York (2/7/86)
Most Blocked Shots	11, Richard Lugo vs. Rider (2/12/97)
Most Steals	11, Ron Arnold vs. Mount St. Mary's (2/4/93)

### Single Season

Highest Scoring Avg.	24.3, John Conforti (1968-69) 24.3, Ray Minlend (1998-99)
Highest Rebounding Avg.	12.0, Jerome Williams (1974-75)
Most Consecutive FT Made	28, Robert Bailey (1994-95)

### Career

Highest Scoring Avg.	21.3, Dennis McDermott (1,578/74)
----------------------	-----------------------------------

## TEAM RECORDS

### Single Game

Most Points	142 vs. Long Island (2/22/03)
Fewest Points	8 vs. Catholic (1923-24) 8 vs. St. John's (1931-32)
Most Field Goals Made	55 vs. Pace (1/7/77)
Most Free Throws Made	41 vs. Quinnipiac (1/27/01)
Most Rebounds	60 vs. American (12/28/73)
Most Points, one Half	66 vs. Siena (1/6/66) – 1st half/ 66 vs. Long Island (2/22/03)
Largest Victory Margin	81 vs. Pratt (12/10/88) – (114-33)
Largest Defeat Margin	60 vs. Providence (12/11/93) – (108-48)
Most Points, Both Teams	282, LIU 140, SFC 142 (2/22/03)
Fewest Points, Both Teams	29, SFC 19, LIU 19 (1932-33)

### Single Season

Most Points	2,281, 2002-03 (30 games)
Highest Scoring Avg.	80.9, 1971-72 (26 games)
Most Field Goals Made	900, 1955-56 (25 games)
Most Free Throws Made	558, 2000-01 (29 games)
Most Rebounds	1,124, 1972-73 (25 games)
Most Wins	23, 1953-54 (23-5)
Most Defeats	26, 1983-84 (2-26), 1993-94 (1-26)
Fewest Defeats	1, 1901-02 (13-1)
Best Winning %	92.9%, 1901-02 (13-1)