

2014-2015 St. Francis Brooklyn Women's Basketball

@SFBKTerriers

St. Francis Brooklyn (3-11, 0-2 NEC) vs. Mount St. Mary's Mountaineers (3-10, 1-1 NEC)



2014-2015 SCHEDULE

NOV. 14	@ UALBANY	L, 90-47
NOV. 21	NORTH DAKOTA	L, 70-63
NOV. 22	RIDER	W, 71-60
NOV. 25	@ NJIT	L, 57-50 OT
NOV. 29	ST. JOSEPH'S^	L, 64-42
NOV. 30	ST. PETERS^	W, 48-36
DEC. 3	STONY BROOK	W, 57-55
DEC. 5	LAFAYETTE	L, 73-51
DEC. 8	@ ARMY	L, 61-55
DEC. 17	VERMONT	L, 63-61
DEC. 20	GEORGIA TECH	L, 65-59
DEC. 30	@ UMASS LOWELL	L, 64-62

NORTHEAST CONFERENCE SCHEDULE

JAN. 3	@ SACRED HEART*	L, 71-55
JAN. 5	BRYANT*	L, 65-53
JAN. 10	@ MOUNT ST. MARY'S*	4:30 p.m.
JAN. 12	@ FDU*	7:00 p.m.
JAN. 17	@ ROBERT MORRIS*	1:00 p.m.
JAN. 19	@ ST. FRANCIS U*	7:00 p.m.
JAN. 24	ROBERT MORRIS*	1:00 p.m.
JAN. 26	CCSU*	7:00 p.m.
JAN. 31	LIU BROOKLYN*	1:00 p.m.
FEB. 2	MOUNT ST. MARY'S*	7:00 p.m.
FEB. 7	@WAGNER*	1:00 p.m.
FEB. 9	@CCSU*	7:00 p.m.
FEB. 14	SACRED HEART*	1:00 p.m.
FEB. 16	WAGNER*	2:00 p.m.
FEB. 21	SAINT FRANCIS U*	1:00 p.m.
FEB. 23	FDU*	7:00 p.m.
FEB. 28	@BRYANT	1:00 p.m.
MAR.2	@ LIU BROOKLYN*&	7:00 p.m.

^Seton Hall Thanksgiving Classic

* Northeast Conference Contest

& 22nd "Battle of Brooklyn"

Saturday, January 10, 2015 -- 4:30 p.m.

Emmitsburg, MD -- Knott Arena

Watch Live: NECFrontRow.com

Last Time Out

St. Francis Brooklyn fell to the Bryant University Bulldogs, 65-53. Leah Fechko paced the Terriers with 15 points and nine rebounds. Jaymee Veney added 14 points in the loss and now has 989 career points as a St. Francis BK Terrier.

Series History vs. Mount St. Mary's


The Terriers and Mountaineers meet for the 51st time with Mount St. Mary's holding a 47-3 record. The two teams split the season series last year, with SFBK winning on 1/4/14 and MSM winning on 1/13/14 in Double OT.

Top of the Chart Terriers

St. Francis Brooklyn ranks number one in scoring defense in the Northeast Conference, holding opponents to 63.9 points per game and ranks first in free-throw percentage, shooting 75.1 percent from the line.

PROBABLE STARTERS			MPG	PPG	RPG	APG	Quick Player Notes
Pos.	No.	Player					
G	#21	Katie Fox	35.5	4.8	2.4	3.9	Dished out career-high 9 assists vs. Vermont (12/17)
G	#41	Eilidh Simpson	32.8	12.6	3.3	1.8	Season high 19 points vs. Georgia Tech (12/20)
G	#12	Leah Fechko	36.0	10.8	7.6	1.2	15 points, 9 rebounds vs. Bryant (1/5)
F	#14	Sarah Benedetti	31.4	10.8	3.7	1.6	Currently ranks 10th on SFBK scoring list with 1,047 points
F	#34	Jaymee Veney	30.5	12.6	7.6	1.1	Double-double (20 points- career high, 14 rebs) vs UML

BENCH	No.	Player	MPG	PPG	RPG	APG	Quick Player Notes
G	#1	Blair Arthur	6.8	0.6	0.9	0.4	83% shooting from the charity stripe this season
F	#4	Alex Delaney	20.6	5.5	1.5	0.3	Averaging 8.0 ppg in last three contests
G	#10	Becky Pund	9.8	1.1	0.4	0.5	Started her first game vs. Stony Brook (12/3)
G	#11	Rachel Iozzia	10.0	--	0.8	0.5	Season-high 16 mins vs. Sacred heart (1/3)
F	#15	Cassidy Derda	8.1	2.1	0.9	0.3	Scored 6 points off bench three times this season



No.	Name	Pos.	Yr.	Ht.	Hometown/High School/Last School
1	Blair Arthur	G	Fr.	5-6	Allegan, MI/Allegan
3	Taylor Watson	G	Jr.	5-8	Southampton, NJ/Seneca
4	Alex Delaney	F	Fr.	5-10	Cammeray, Australia/Monte Sant'Angelo/Mercy College
10	Becky Pund	G	Fr.	5-7	Audubon, NJ/Gloucester Catholic
11	Rachel Iozzia	G	Fr.	5-10	Bayville, NJ/Central Regional
12	Leah Fechko	G	Jr.	5-8	Twinsburg, OH/Twinsburg
14	Sarah Benedetti	F	Sr.	5-10	Canton, CT/Canton
15	Cassidy Derda	F	Fr.	6-2	South Burlington, VT/Tilton School
21	Katie Fox	G	Sr.	5-5	Twinsburg, OH/Twinsburg
34	Jaymee Veney	F	Sr.	6-0	Fairborn, OH/Fairborn
35	Olivia Levey	F	So.	6-0	Seymour, CT/Laurallton Hall
41	Eilidh Simpson	G	Sr.	5-7	Melbourne, Australia/Wesley College/Mordialloc College
50	Colette Hounshell	F	Sr.	6-1	Kirtland, OH/Lake Catholic

Coaching Staff

Head Coach

John Thurston (Seton Hall '70); Third Season

Associate Head Coach

Dionne Dodson (Muskingum '99); First Season as Associate Head Coach; Seventh Overall

Assistant Coach

Nettie Respondek (Vanderbilt '98); Third Season

Assistant Coach

Kaitlyn Vican; (Fordham '10); Fourth Season

Team Manager

Adam Maldonado (St. Francis College '15); Fourth Season

Pronunciations

11	E-oh-zee-a
12	Fetch-co
15	Dare-duh
34	Va-nay
35	Lee-vee
41	A-lee
50	Houn-shell


Coaches

Dee-on Dodson

Nettie Res-pon-deck

Kaitlyn Vi-can





1- Blair Arthur
G * Fr. * 5-6
Allegan, MI
(Allegan)



3- Taylor Watson
G * Jr. * 5-8
Southampton, NJ
(Seneca)



4- Alex Delaney
F * Fr. * 5-10
Cammeray, Australia
(Monte Sant' Angelo
Mercy College)



10- Becky Pund
G * Fr. * 5-7
Audubon, NJ
(Gloucester
Catholic)



11- Rachel Iozzia
G * Fr. * 5-10
Bayville, NJ
(Central Regional)



12- Leah Fechko
G * Jr. * 5-8
Twinsburg, OH
(Twinsburg)



14- Sarah Benedetti
F * Sr. * 5-10
Canton, CT
(Canton)



15- Cassidy Derda
F * Fr. * 6-2
S. Burlington, VT
(Tilton School)



21- Katie Fox
G * Sr. * 5-5
Twinsburg, OH
(Twinsburg)



Head Coach
John Thurston
Third Season



34- Jaymee Veney
F * Sr. * 6-0
Fairborn, OH
(Fairborn)



35- Olivia Levey
F * So. * 6-0
Seymour, CT
(Laurallton Hall)



41- Eilidh Simpson
G * Sr. * 5-7
Melbourne,
Australia
(Wesley College/
Mordialloc College)



50- Colette
Hounshell
F * Sr. * 6-1
Kirtland, OH
(Lake Catholic)



Official Basketball Box Score -- Game Totals -- Final Statistics
Georgia Tech vs St. Francis Brooklyn
12/20/14 12pm at Brooklyn Heights, NY

Georgia Tech 65 • 8-4

#	Player	Total		3-Ptr		Rebounds			PF	TP	A	T	Blk	Stl	Min
		FG-FGA	FG-FGA	FT-FTA	Off Def Tot										
21	Zaire O'Neil	f	4-10	0-0	1-2	4	3	7	2	9	1	3	1	2	19
54	Roddreka Rogers	f	1-4	0-0	5-6	3	8	11	2	7	2	4	0	1	30
03	Kaela Davis	g	7-27	2-12	3-3	1	5	6	2	19	1	4	0	6	36
23	Sydney Wallace	g	6-12	1-5	1-2	0	0	0	3	14	3	2	0	4	37
55	Antonia Peresson	g	0-3	0-3	0-0	0	1	1	3	0	0	0	0	0	23
02	Aaliyah Whiteside	g	4-7	0-2	1-1	4	4	8	1	9	2	1	0	1	33
10	Katarina Vuckovic	g	3-4	1-1	0-0	0	2	2	0	7	1	0	0	0	19
11	Nariah Taylor	g	0-2	0-0	0-0	0	0	0	1	0	0	0	0	0	3
Team						4	5	9							
Totals			25-69	4-23	11-14	16	28	44	14	65	10	14	1	14	200
FG % 1st Half: 12-36		33.3%	2nd half: 13-33		39.4%	Game: 25-69		36.2%	Deadball						
3FG % 1st Half: 1-11		9.1%	2nd half: 3-12		25.0%	Game: 4-23		17.4%	Rebounds						
FT % 1st Half: 2-2		100.0	2nd half: 9-12		75.0%	Game: 11-14		78.6%	2						

St. Francis Brooklyn 59 • 3-8

#	Player	Total		3-Ptr		Rebounds			PF	TP	A	T	Blk	Stl	Min
		FG-FGA	FG-FGA	FT-FTA	Off Def Tot										
14	BENEDETTI, Sarah	f	6-15	3-9	0-0	0	2	2	0	15	5	4	0	1	30
34	VENEY, Jaymee	f	7-14	0-2	0-0	2	7	9	2	14	1	5	0	1	37
12	FECHKO, Leah	g	2-6	1-5	1-2	1	7	8	3	6	3	3	0	1	38
21	FOX, Katie	g	1-7	1-6	2-3	2	2	4	4	5	3	1	0	4	34
01	SIMPSON, Ellidh	g	8-16	3-5	0-0	2	2	4	0	19	1	1	0	0	37
01	ARTHUR, Blair	g	0-0	0-0	0-0	0	2	2	0	0	0	2	0	0	6
04	DELANEY, Alex	g	0-1	0-0	0-0	0	3	3	0	0	2	2	0	0	12
10	PUND, Becky	g	0-0	0-0	0-0	0	0	0	1	0	1	1	0	0	3
15	DERDA, Cassidy	g	0-0	0-0	0-0	1	0	1	0	0	0	0	0	1	3
Team						1	3	4							
Totals			24-59	8-27	3-5	9	28	37	13	59	16	19	0	8	200
FG % 1st Half: 9-28		32.1%	2nd half: 15-31		48.4%	Game: 24-59		40.7%	Deadball						
3FG % 1st Half: 5-17		29.4%	2nd half: 3-10		30.0%	Game: 8-27		29.6%	Rebounds						
FT % 1st Half: 2-3		66.7%	2nd half: 1-2		50.0%	Game: 3-5		60.0%	0,1						

Officials: Joe Barrise, Katelyn Adams, Tracy Stamper
Technical fouls: Georgia Tech-None. St. Francis Brooklyn-None.
Attendance: 415

Score by periods	1st	2nd	Total
Georgia Tech	27	38	65
St. Francis Brooklyn	25	34	59

Last FG - GT 2nd-00:10, SFBKW 2nd-00:04.
Largest lead - GT by 12 2nd-08:17, SFBKW by 12 1st-11:47.
GT led for 21:30. SFBKW led for 15:32. Game was tied for 02:49.

Points	In	Off	2nd	Fast	Bench
GT	36	22	10	12	16
SFBKW	22	2	8	0	0

Score tied - 3 times.
Lead changed - 4 times.

Official Basketball Box Score -- Game Totals -- Final Statistics
St. Francis-Brooklyn vs UMass Lowell
12/30/14 7 p.m. at Lowell, Mass. (Costello Athletic Center)

St. Francis-Brooklyn 62 • 3-9

#	Player	Total		3-Ptr		Rebounds			PF	TP	A	T	Blk	Stl	Min
		FG-FGA	FG-FGA	FT-FTA	Off Def Tot										
10	PUND, Becky	*	1-9	0-3	4-5	2	2	4	3	6	0	0	1	1	20
12	FECHKO, Leah	*	5-8	0-0	2-3	7	5	12	1	12	3	2	0	1	38
14	BENEDETTI, Sarah	*	4-14	2-10	1-2	0	5	5	0	11	4	2	0	1	25
21	FOX, Katie	*	0-2	0-1	0-0	0	2	2	3	0	6	2	0	0	36
34	VENEY, Jaymee	*	7-28	0-2	6-6	9	5	14	1	20	1	3	0	3	35
01	ARTHUR, Blair	*	0-0	0-0	0-0	0	1	1	1	0	0	3	0	0	8
04	DELANEY, Alex	*	4-7	3-5	0-0	0	1	1	3	11	0	1	0	1	24
11	IOZZIA, Rachel	*	0-2	0-0	0-0	0	1	1	0	0	1	0	0	1	9
15	DERDA, Cassidy	*	1-2	0-0	0-0	0	1	1	0	2	0	0	0	0	5
Team						7	2	9							
Totals			22-72	5-23	13-16	25	25	50	12	62	15	13	1	8	200
FG % 1st Half: 8-32		25.0%	2nd half: 14-40		35.0%	Game: 22-72		30.6%	Deadball						
3FG % 1st Half: 1-11		9.1%	2nd half: 4-12		33.3%	Game: 5-23		21.7%	Rebounds						
FT % 1st Half: 10-12		83.3%	2nd half: 3-4		75.0%	Game: 13-16		81.3%	2						

UMass Lowell 64 • 6-6

#	Player	Total		3-Ptr		Rebounds			PF	TP	A	T	Blk	Stl	Min
		FG-FGA	FG-FGA	FT-FTA	Off Def Tot										
13	SAMUELS, Shannon	*	2-9	0-2	3-3	1	4	5	2	7	6	5	1	1	35
23	MCROY, Jasmine	*	9-13	3-5	1-1	0	2	2	0	22	3	2	1	1	24
24	FRASE, Melissa	*	2-3	2-3	0-0	0	5	5	1	6	2	0	1	2	22
32	PARRA, Lauren	*	0-0	0-0	0-0	0	3	3	4	0	1	2	0	1	22
33	DOUCETTE, Lindsey	*	1-7	0-1	0-0	0	3	3	5	2	1	0	2	4	18
01	GIBBS, Kayla	*	0-2	0-0	0-0	1	2	3	2	0	2	1	0	0	12
04	RUDDOLPH, Brianna	*	3-7	2-4	0-2	1	6	7	2	8	0	2	1	0	25
05	WALTON, Jontay	*	1-1	1-1	1-2	0	1	1	0	4	2	2	0	1	14
21	RIDDICK, Nicole	*	5-8	0-0	0-0	1	0	1	0	10	0	2	0	0	22
31	DUNPHY, Priscilla	*	2-3	1-2	0-0	0	0	0	2	5	0	0	0	0	6
Team						0	0	0							
Totals			25-53	9-18	5-8	4	26	30	18	64	17	16	6	10	200
FG % 1st Half: 13-30		43.3%	2nd half: 12-23		52.2%	Game: 25-53		47.2%	Deadball						
3FG % 1st Half: 2-11		18.2%	2nd half: 7-7		100.0	Game: 9-18		50.0%	Rebounds						
FT % 1st Half: 4-4		100.0	2nd half: 1-4		25.0%	Game: 5-8		62.5%	2						

Officials: Pamela Lomerson (R), Kevin Ruland, Paul Barksdale
Technical fouls: St. Francis-Brooklyn-None. UMass Lowell-None.
Attendance: 517
UML #33 Doucette fouled out with 3:12 remaining.

Score by periods	1st	2nd	Total
St. Francis-Brooklyn	27	35	62
UMass Lowell	32	32	64

Last FG - SFBKW 2nd-01:00, UML 2nd-02:15.
Largest lead - SFBKW by 1 1st-16:40, UML by 9 2nd-03:56.
SFBKW led for 01:40. UML led for 35:29. Game was tied for 02:14.

Points	In	Off	2nd	Fast	Bench
SFBKW	32	11	23	2	13
UML	28	17	0	4	27

Score tied - 1 time.
Lead changed - 6 times.

Official Basketball Box Score -- Game Totals -- Final Statistics
BRY vs St. Francis Brooklyn
1/5/15 1:00 pm at Brooklyn Heights, NY

BRY 65 • 9-4, 2-0 NEC

#	Player		Total		3-Ptr		Rebounds			PF	TP	A	T	Blk	Stl	Min
			FG-FGA	FG-FGA	FT-FTA	Off	Def	Tot								
03	BAILLEY, Jenniqua	*	9-10	0-0	9-13	1	2	3	2	27	4	5	0	1	37	
15	BAILLEY, Ivory	*	4-10	0-4	2-3	0	2	2	3	10	3	3	0	3	33	
25	WINDER, Tiersa	*	6-13	2-8	2-2	1	2	3	1	16	2	2	0	1	36	
33	RUCKER, Breanna	*	3-5	1-2	1-4	5	6	11	4	8	1	1	0	0	36	
34	OLANDER, Morgan	*	1-9	0-0	2-4	2	3	5	4	4	0	1	0	2	34	
13	CORRARO, Melissa	*	0-0	0-0	0-0	0	2	2	0	0	0	1	0	0	14	
30	TACEY, Leigha	*	0-0	0-0	0-0	0	0	0	0	0	0	0	0	0	4	
44	LEAHY, Maureen	*	0-2	0-0	0-0	1	0	1	0	0	0	0	0	1	6	
Team						1	1	2								
Totals				23-49	3-14	16-26	11	18	29	14	65	10	14	0	8	200
FG % 1st Half: 14-27			51.9%	2nd half: 9-22			40.9%	Game: 23-49			46.9%	Deadball				
3FG % 1st Half: 2-6			33.3%	2nd half: 1-8			12.5%	Game: 3-14			21.4%	Rebounds				
FT % 1st Half: 5-9			55.6%	2nd half: 11-17			64.7%	Game: 16-26			61.5%					

2014-15 Cumulative Stats

2014-15 St. Francis Brooklyn Basketball St. Francis Brooklyn Combined Team Statistics (as of Jan 08, 2015) All games

RECORD:	OVERALL	HOME	AWAY	NEUTRAL
ALL GAMES	3-11	1-4	0-5	2-2
CONFERENCE	0-2	0-1	0-1	0-0
NON-CONFERENCE	3-9	1-3	0-4	2-2

#	Player	gp-gs	min	avg	Total		3-Point		F-Throw		Rebounds								a	to	blk	stl	pts	avg
					fg-fga	fg%	3fg-fga	3fg%	ft-fa	ft%	off	def	tot	avg	pf	dq								
34	VENEY, Jaymee	14-14	427	30.5	71-199	.357	5-20	.250	29-40	.725	33	74	107	7.6	42	1	16	41	5	18	176	12.6		
14	BENEDETTI, Sarah	14-14	439	31.4	57-164	.348	29-109	.266	8-13	.615	5	47	52	3.7	25	1	22	32	2	9	151	10.8		
12	FECHKO, Leah	14-14	504	36.0	49-102	.480	12-38	.316	30-39	.769	42	65	107	7.6	37	2	17	32	1	24	140	10.0		
41	SIMPSON, Eilidh	9-8	295	32.8	36-97	.371	11-29	.379	30-35	.857	8	22	30	3.3	15	0	16	19	0	7	113	12.6		
04	DELANEY, Alex	14-3	288	20.6	25-58	.431	13-37	.351	14-21	.667	3	18	21	1.5	29	0	4	25	1	4	77	5.5		
21	FOX, Katie	14-14	497	35.5	19-56	.339	13-38	.342	16-20	.800	6	28	34	2.4	35	0	54	32	1	22	67	4.8		
15	DERDA, Cassidy	14-0	114	8.1	13-36	.361	1-3	.333	2-5	.400	7	5	12	0.9	6	0	4	9	0	1	29	2.1		
10	PUND, Becky	14-3	137	9.8	5-26	.192	1-9	.111	5-6	.833	2	4	6	0.4	14	0	7	8	2	3	16	1.1		
01	ARTHUR, Blair	9-0	61	6.8	0-8	.000	0-1	.000	5-6	.833	0	8	8	0.9	1	0	4	6	0	0	5	0.6		
11	IOZZIA, Rachel	6-0	60	10.0	0-8	.000	0-5	.000	0-0	.000	0	5	5	0.8	1	0	3	3	0	1	0	0.0		
23	STANLEY, Taryn	1-0	3	3.0	0-0	.000	0-0	.000	0-0	.000	0	0	0	0.0	0	0	0	1	0	0	0	0.0		
03	WATSON, Taylor	1-0	0	0.0	0-0	.000	0-0	.000	0-0	.000	0	0	0	0.0	0	0	0	0	0	0	0	0.0		
Team											31	34	65				3							
Total.....		14	2825		275-754	.365	85-289	.294	139-185	.751	137	310	447	31.9	205	4	147	211	12	89	774	55.3		
Opponents.....		14	2825		349-788	.443	75-218	.344	121-184	.658	151	368	519	37.1	235	-	197	205	43	99	894	63.9		

2014-15 St. Francis Brooklyn Basketball St. Francis Brooklyn Game-by-Game Highs (as of Jan 09, 2015) All games

Opponent	Date	Score	Points	Rebounds	Assists	Steals	Blocked shots
at UAlbany	11/14/14	47-90	18- VENEY, Jaymee	5-BENEDETTI, Sarah	4-SIMPSON, Eilidh	2-FECHKO, Leah	1-DELANEY, Alex BENEDETTI, Sarah
vs North Dakota	11/21/14	63-70	17-FECHKO, Leah	9-FECHKO, Leah	4-FOX, Katie	5-FECHKO, Leah	None
vs Rider	11/22/14	71-60	16- VENEY, Jaymee	15- VENEY, Jaymee	3-FOX, Katie	3-FECHKO, Leah	1-FOX, Katie
vs Saint Joseph's	11/29/14	42-64	12-SIMPSON, Eilidh	6-FECHKO, Leah VENEY, Jaymee	5-FOX, Katie	2-FOX, Katie SIMPSON, Eilidh	1-BENEDETTI, Sarah
vs Saint Peter's	11/30/14	48-36	15-SIMPSON, Eilidh	8-BENEDETTI, Sarah SIMPSON, Eilidh	2-SIMPSON, Eilidh	2-FOX, Katie FECHKO, Leah	1-FECHKO, Leah
SBU	12/3/14	57-55	16-FECHKO, Leah	7-FECHKO, Leah	5-FOX, Katie	2-FOX, Katie BENEDETTI, Sarah	1-PUND, Becky
at NJIT	11/25/14	50-57	17-SIMPSON, Eilidh	9- VENEY, Jaymee	2-FECHKO, Leah	4-FECHKO, Leah	None
LAFAYETT	12/05/14	51-73	16-BENEDETTI, Sara	9-FECHKO, Leah	4-FOX, Katie	2-FOX, Katie	None
at Army	12/8/14	55-61	17-BENEDETTI, Sara	10- VENEY, Jaymee	5-FOX, Katie VENEY, Jaymee	2- VENEY, Jaymee	3- VENEY, Jaymee
VERMONT	12/17/14	61-63	17-BENEDETTI, Sara	9- VENEY, Jaymee	9-FOX, Katie	3- VENEY, Jaymee FECHKO, Leah	1- VENEY, Jaymee
GEORGIA TECH	12/20/14	59-65	19-SIMPSON, Eilidh	9- VENEY, Jaymee	5-BENEDETTI, Sarah	4-FOX, Katie	None
at UMass Lowell	12/30/14	62-64	20- VENEY, Jaymee	14- VENEY, Jaymee	6-FOX, Katie	3- VENEY, Jaymee	1-PUND, Becky
at Sacred Heart	1/3/15	55-71	19- VENEY, Jaymee	9-FECHKO, Leah	6-FOX, Katie	2-FECHKO, Leah	1- VENEY, Jaymee
BRY	1/5/15	53-65	15-FECHKO, Leah	9-FECHKO, Leah	3-SIMPSON, Eilidh	4-FOX, Katie	None



Academic Excellence



The St. Francis Brooklyn women's basketball team finished fourth in the WBCA (D1) with an incredible 3.608 combined grade point average. In addition, the Terriers earned their third consecutive Northeast Conference Team Institutional Award in their sport after earning the highest g.p.a. in the league.

Junior point guard **Katie Fox** (left) was named one of the 20 winners of the 12th Annual Division I-AAA Athletics Directors Association (DI-AAA ADA) Scholar-Athlete Team. Fox owns a perfect 4.0 grade point average in English and History.

In addition, 11 Terriers were named to the NEC's Academic Honor Roll and four student-athletes, Fox, Jaymee Veney, Sarah Benedetti, and Taylor Watson, were selected to the NEC Commissioner Honor Roll.



Two St. Francis Brooklyn women's basketball players, **Sarah Benedetti '15** and **Jaymee Veney '15** were inducted into the Duns Scotus Honor Society.

Founded in 1935, the Duns Scotus Society is named for the Blessed Duns Scotus, a Franciscan scholar and champion of Our Lady's Immaculate Conception.

Election to membership in the Society is based on scholastic standing, participation in extracurricular activities, evidence of loyalty to the ideals of St. Francis College and demonstration of a true Franciscan spirit.



The St. Francis Brooklyn women's basketball team earned their third consecutive Northeast Conference (NEC) Team Institutional Award in their sport with a combined 3.537 grade point average.

In addition, 11 Terriers were named to the NEC's Academic Honor Roll and four student-athletes, Fox, Jaymee Veney, Sarah Benedetti, and Taylor Watson, were selected to the NEC Commissioner Honor Roll.

2014-15 St. Francis Brooklyn Basketball

COLLEGE INFORMATION

Location	Brooklyn Heights, NY
Founded	1859
President	Brendan J. Dugan '68
Enrollment	2,700
Nickname	Terriers
Colors	Red & Royal Blue
Affiliation	NCAA Division I
Conference	Northeast (NEC)
Home Court (Capacity)	Pope PE Center (1,200)
	Peter Aquilone Court
School Website	www.sfc.edu
Athletics Website	www.sfcathletics.com
Twitter	@SFBKTerriers

COACHING STAFF

Head Coach	John Thurston (Seton Hall '70)
Overall Record at SFBK	30-30 (Two Seasons)
Overall Career Record	71-51 (as a women's head coach) 165-232 (as a men's head coach)
Overall NEC Record	18-18 (Two Seasons)
Associate Head Coach	Dionne Dodson (Muskingum '93)
	First Season as Associate HC; Seventh Overall
Assistant Coach	Nettie Respondek (Vanderbilt '98); Third Season
	Kaitlyn Vican (Fordham '10)
	Fourth Season
Team Manager	Adam Maldonado (St. Francis College '15)
	Fourth Season

TEAM INFORMATION

Final 2013-14 Overall Record	19-11
Final 2013-14 Conference Record/Finish	10-8/5th place
2013-14 Postseason Recap	Lost in NEC Quarterfinals
Letterwinners Returning/Lost	9/5
Starters Returning/Lost	4/1
First Season	1973-74
First Northeast Conference Season	1988-89
All-Time Program Record	310-777
All-Time Conference Record	100-360
Northeast Conference Regular Season Titles	None
Northeast Conference Championships	None
All-Time Northeast Conference Tournament Record	4-10
NCAA Tournament Appearances	None
WNIT Tournament Appearances	1 (Preseason WNIT 2014-15)

Top Returners

Eilidh Simpson	14.0 ppg, 3.8 rpg, 2.2 apg
Sarah Benedetti	11.4 ppg, 3.1 rpg, 36.2 % 3PT FG
Jaymee Veney	10.7 ppg, 6.9 rpg, 43.2% FG
Leah Fechko	8.8 ppg, 6.4 rpg, 2.6 apg
Katie Fox	4.7 ppg, 1.5 rpg, 2.8 apg

Key Players Lost

Jessica Kaufman	7.1 ppg, 3.6 rpg, 1.9 apg
Jasmin Robinson	6.6 ppg, 3.1 rpg, 2.8 apg

WOMEN'S HOOPS PICKED PRESEASON #3 IN NEC COACHES POLL; EARN HIGHEST PROJECTION IN PROGRAM HISTORY

NEC WOMEN'S PRESEASON POLL

	1 ► ROBERT MORRIS (5)
	2 ► SACRED HEART (4)
	3 ► ST. FRANCIS BROOKLYN (1)
	4 ► WAGNER
	5 ► SAINT FRANCIS U
	6 ► BRYANT
	7 ► MOUNT ST. MARY'S
	8 ► LIU BROOKLYN
	9 ► CENTRAL CONNECTICUT
	► FAIRLEIGH DICKINSON

The head coaches suggest the road to the Northeast Conference women's basketball championship will go through Robert Morris for the second season in a row.

The defending champion Colonials secured five first-place votes to edge out Sacred Heart for the title of NEC preseason favorite. The Pioneers, who are set for their second season under head coach Jessica Mannetti, pulled in four top nods to finish as the poll's runner-up. The one-two poll finish for Robert Morris and Sacred Heart mirrors last year's preseason results.

Coming off a program-record 19-win campaign, St. Francis Brooklyn earned the lone remaining first-place vote and took third in the predicted order-of-finish.



Head Coach **John Thurston** enters his third season as the head coach of the women's basketball program. Thurston will embark on his 42nd overall season this fall. In his two seasons on the Terrier sidelines, "Coach T" has installed a winning atmosphere around the program, both on the court and in the classroom. In addition to his head coaching duties at St. Francis Brooklyn, coach Thurston was appointed a member of the NCAA Women's Basketball Rules Committee, which he began serving on September 1st and will continue to serve until September 1st, 2018.

Academic success has been the foundation of the revival of the Terriers' women's basketball program. In 2011-12, while coach Thurston acted as the Associate Head Coach, the team first appeared on the WBCA Academic Top-25 as they placed tenth with an overall team grade-point average of 3.456. The following season, Thurston's first as head coach, the team finished tied with DePaul University for second in the nation with a team grade-point average of 3.625. Last season, the 2013-14 Terriers capped off another successful season with a fourth-place finish with an overall GPA of 3.608. In each of the last three seasons, the Terriers are the only New York Metropolitan area squad to earn the honor.

In addition to being named to their third straight WBCA Academic Top 25 Honor Roll, the Terriers earned their third consecutive Northeast Conference Team Institutional Award thanks in large part to having one of their student-athletes, Katie Fox, being named one of 20 winners of the 12th annual Division I-AAA Athletics Directors Association (DI-AAA ADA) Scholar-Athlete Team. In addition, eleven Terriers were named to the NEC's Academic Honor and four were selected to the NEC Commissioner Honor Roll.

Last year, Thurston guided St. Francis Brooklyn to their best overall season in the program's forty-one years of existence. The Terriers compiled a 19-11 overall mark, the most wins in program history while posting a 10-8 conference, which also set a new school record. Thurston's Terriers were hard to beat at home, as they posted a 12-2 mark at the Pope Physical Education Center, the most home victories in school history. The team strung together an impressive eight game win streak that began at the 2013 University of Miami Thanksgiving Tournament consolation game against Hartford and concluded with their fifth conference victory at home against Sacred Heart.

For the first time in their existence, the team was ranked as high as #24 in the CollegeInsider.com Mid-Major Poll, which included wins over three schools that qualified for the NCAA Tournament last season (Pennsylvania, Army and Robert Morris).

Thurston is one of only a few coaches who have been a Head Coach at the NCAA DI, DII, DIII and NAIA levels in 26 years of coaching men's college basketball from 1971-1997. During the early 1970's, Thurston's Fairleigh Dickinson-Florham teams were known for their high scoring offense, averaging close to one-hundred points per game.

After FDU-Florham, Thurston joined Lou Campanelli's staff at James Madison, where he spent ten years as an



assistant and was promoted to head coach in 1985. During his tenure, the Dukes went to four NCAA tournaments and one National Invitational Tournament (NIT). For his tremendous efforts during the 1986-87 campaign, Thurston was named the Colonial Athletic Association "Coach of the Year."

Thurston's next coaching stop found him at Wingate University, where he spent nine years in North Carolina. He served a dual role as Athletic Director and head basketball coach while helping the school transition from NAIA to nationally competitive DII affiliation.

From 2001-to-2003, Thurston was appointed General Manager at Suwanee Sports Academy in Atlanta, Georgia. He established a widely-respected basketball training program and brought in national events, such as the Adidas Showtime Championship and Adidas Top-Ten All-Start game.

While planning the Sports Academy venture, Coach T took over the girls' program at Marist High School in Atlanta in 1999. During his three years at the helm, the War Eagles broke school records for wins each year while advancing to the State Tournament with a pair of Elite Eight appearances. His teams were ranked in the Top-Ten in Georgia all three years and six of his players went on to play college basketball, five of them playing at the Division I level.

In the fall of 2003, Thurston returned to collegiate coaching as he served as Ann Hancock's top assistant at UNC-Wilmington. Two years later, Thurston moved to West Palm Beach, Florida, where he was hired at Northwood University to develop the school's first-ever women's basketball program. In their first two seasons of competition,

Head Coach John Thurston Third Season



he led the Seahawks to two Florida Sun Conference titles and their first appearance at the NAIA National Tournament in 2008 in Sioux City, Iowa. Thurston was named FSC Coach of the Year in 2008, and had back-to-back Player of the Year selections in current St. Francis Brooklyn assistant coach Kaitlyn Vican (2007) and Kara Otterbine (2008).

Through his forty-plus years in the game, Thurston has gained the respect as an evaluator and developer of talent, ranging from two NBA players, six overall NBA draft choices, seven European professionals, four "Rookies of the Year," three "Players of the Year," one "Defensive Player of the Year," eighteen All-Conference selections, three 2,000 point scorers and thirteen 1,000 point scorers. Twelve of his former players have already been elected to their school's respective Hall of Fame.

Thurston is a 1966 graduate of Archbishop Molloy High School, where he was an All-City performer in both baseball and basketball under legendary coach Jack Curran. In June of 1966, Thurston was selected by the Los Angeles Dodgers in the 1966 MLB June Amateur Draft. He continued his education at Seton Hall University, where he played both baseball and basketball for the Pirates. In 1970, he was awarded the John F. Kennedy Award as the school's outstanding student-athlete.

Thurston and his wife, Candice, have been married for 43 years and have two daughters, Clancy and Corey. During the offseason, he spends time with his four grandchildren, Jack, Rhone, Luke and Elsa.

THURSTON'S TIDBITS

- Took over a St. Francis Brooklyn women's basketball program that was 4-25 in 2011-12 and has since gone 30-30 the last two years.
- Entering his 42nd overall season in coaching.
- Serves as a member of the NCAA Women's Basketball Rules Committee.
- Led the Terriers to three straight appearances on the WBCA Academic Top-25 Honor Roll.
- Guided St. Francis Brooklyn to back-to-back Northeast Conference tournament appearances.
- Recorded the best overall season in program history as the Terriers finished 19-11 in 2013-14, 10-8 in conference play and enjoyed a 12-2 mark at home.
- The Terriers ranked as high #24 in the Colleg Insider.com Mid-Major Poll, which included wins over three schools that qualified for the NCAA Tournament (Pennsylvania, Army, and Robert Morris).

John Thurston's Coaching Career Breakdown

School	Years	Record	W/L Pct.
Fairleigh Dickinson University-Florham (men's)	3	39-39	.500
James Madison University (men's)	3	31-44	.413
Wingate University (men's)	9	95-149	.389
Northwood (women's)	2	41-21	.661
St. Francis Brooklyn (women's)	3	33-41	.446
Career (men's)	15	165-232	.416
Career (women's)	5	74-62	.544



2014-15: Joined the St. Francis Brooklyn Women's Basketball 1,000 point club on December 17 against Vermont... Surpassed Tiffany Hill as the Terriers leader in career three-pointer made with 229 against Army on December 8...

Career: Was named to the 2012-13 Capital One Women's Basketball Academic All-District First Team, as selected by the College Sports Information Directors of America (CoSIDA)...Named to 2012-13 All-Northeast Conference Third Team...Three-time member of the Northeast Conference Winter Academic Honor Roll as well as a three-time selection to the Northeast Conference Winter Commissioner's Honor Roll.

2013-14 (Junior): Was used as the Terriers "sixth-man" for the 2013-14 season as she appeared in 28 games... Logged 22.4 minutes per contest...The second leading scorer for St. Francis Brooklyn at 11.4 points per game...Netted 71 three-pointers, which was the highest on the team...Posted 16 double-digit scoring games while tying a career-high 28 points against Robert Morris on February 24th...Tied the program record of seven made three-pointers against LIU Brooklyn in the 21st annual "Battle of Brooklyn" en route to being named the game's Most Valuable Player.

2012-13 (Sophomore): Appeared in all 30 contests while earning the starting nod on 23 occasions...Was named to the 2012-13 College Sports Information Directors of America (CoSIDA) Capital One Women's Basketball Academic All-District First Team.... Named to the 2012-13 Northeast Conference Winter Academic Honor Roll as well as the 2012-13 Northeast Conference Winter Commissioner's Honor Roll...Named to the 2012-13 All Northeast Conference Third Team...Led the Terriers in scoring at 11.6 points per game...Netted 79 three-pointers, the second highest single-season total in St. Francis Brooklyn women's basketball history (85 is the record set by Tiffany Hill during the 2007-08 season) while attempting 201 three-pointers, the fourth highest single-season total in Terrier women's basketball history...Finished first among all-Northeast Conference players in three-point field goals made and third in three-point field percentage...Ranks sixth all-time in career three-pointers made with 130.

2011-12 (Freshman): Appeared in 29 contests while starting 21 games...Averaged 7.9 points per game...Pulled down 3.4 rebounds a contest....Scored a career-high 26 points at Robert Morris University on January 28th, 2012....Tied a St. Francis College women's basketball program record with seven made three-pointers in the contest against the Colonials...Finished 6th in the Northeast Conference in three-point field goals made (51) and 12th among all NEC players in three-point field goal percentage, connecting for 32.5% from beyond the arc...Tallied 11 double-digit scoring games...Shot 50% or better from beyond the arc in ten contests....Notched a perfect 6-of-6 from the free-throw line against Bryant University on February 4th, 2012

Career High's

Points

28, twice, latest vs. Robert Morris (2/24/14)

Field Goals

9, three times; latest vs. LIU Brooklyn (3/3/14)

Field Goals Attempted

20, vs. Vermont (12/17/14)

3PT Field Goals

7, twice, latest vs. LIU Brooklyn (3/3/14)

3PT Field Goals Attempted

15 vs. Vermont (12/17/14)

Free Throws

7 vs. Mount St. Mary's (1/4/14)

Free Throws Attempted

8 vs. Mount St. Mary's (1/4/14)

Rebounds

15 @ Wagner (1/12/13)

Assists

5, vs. Georgia Tech (12/20/14)

Turnovers

4 vs. LIU Brooklyn (3/3/14)

Blocks

4 @ Fairleigh Dickinson (1/6/14)

Steals

4 vs. Wagner (2/25/13)

Minutes

43 vs. Robert Morris (2/4/13)

#14 BENEDETTI, Sarah

		Total		3-Pointers		Free throws		Rebounds													
Opponent	Date	gs	min	fg	pct	3fg	pct	ft	pct	off	def	tot	avg	a	t/o	blk	stl	pts	avg		
at UAlbany	11/14/14	*	30	2-7	.286	2-7	.286	2-2	1.000	1	4	5	5.0	3	0	2	1	8	8.0		
vs North Dakota	11/21/14	*	31	2-9	.222	1-7	.143	0-0	.000	0	4	4	4.5	1	2	1	0	1	5	6.5	
vs Rider	11/22/14	*	32	4-11	.364	3-9	.333	0-0	.000	1	4	5	4.7	1	0	2	0	1	11	8.0	
vs Saint Joseph's	11/29/14	*	22	2-6	.333	1-5	.200	0-0	.000	1	1	2	4.0	1	0	3	1	0	5	7.3	
vs Saint Peter's	11/30/14	*	22	3-11	.273	3-9	.333	2-4	.500	0	8	8	4.8	4	0	2	0	1	11	8.0	
SBU	12/3/14	*	35	5-10	.500	3-7	.429	2-2	1.000	0	4	4	4.7	2	2	1	0	2	15	9.2	
at NJIT	11/25/14	*	37	2-14	.143	0-9	.000	1-2	.500	1	4	5	4.7	5	0	2	0	0	5	8.6	
LAFAYETTE	12/05/14	*	37	7-16	.438	2-7	.286	0-0	.000	0	3	3	4.5	0	2	1	0	0	16	9.5	
at Army	12/8/14	*	40	7-13	.538	3-7	.429	0-1	.000	0	1	1	4.1	3	1	2	0	0	17	10.3	
VERMONT	12/17/14	*	32	6-20	.300	5-15	.333	0-0	.000	0	1	1	3.8	1	2	6	0	0	17	11.0	
GEORGIA TECH	12/20/14	*	30	6-15	.400	3-9	.333	0-0	.000	0	2	2	3.6	0	5	4	0	1	15	11.4	
at UMass Lowell	12/30/14	*	25	4-14	.286	2-10	.200	1-2	.500	0	5	5	3.8	0	4	2	0	1	11	11.3	
at Sacred Heart	1/3/15	*	34	6-12	.500	1-6	.167	0-0	.000	1	3	4	3.8	1	2	1	0	1	13	11.5	
BRY	1/5/15	*	32	1-6	.167	0-2	.000	0-0	.000	0	3	3	3.7	3	2	3	0	0	2	10.8	
Totals			14	439	57-164	.348	29-109	.266	8-13	.615	5	47	52	3.7	25	22	32	2	9	151	10.8

2013-14 vs. Robert Morris (2/4/15)																				
Season	gp-gs	min/avg	Total		3-Point		F-Throws		Rebounds				Scoring							
			fg-fga	pct	fg-fga	pct	ft-fga	pct	off	def	tot	avg	pf	fo	ast	to	blk	stl	pts	avg
2011-12	29-21	808/27.9	77-211	.365	51-157	.325	23-29	.793	24	75	99	3.4	40	0	33	33	7	27	228	7.9
2012-13	30-23	917/30.6	115-292	.394	79-201	.393	40-48	.833	33	96	129	4.3	35	0	33	53	10	32	349	11.6
2013-14	28-0	628/22.4	103-264	.390	71-196	.362	42-51	.824	12	75	87	3.1	34	0	20	31	10	13	319	11.4
2014-15	14-14	439/31.4	57-164	.348	29-109	.266	8-13	.615	5	47	52	3.7	25	1	22	32	2	9	151	10.8
TOTAL	101-58	2792/27.6	352-931	.378	230-663	.347	113-141	.801	74	293	367	3.6	134	1	108	149	29	81	1047	10.4



2014-15: Dished out a career-high nine assists against Vermont on 12/17... Had five games of five or more assists in 12 non-conference games... Averaged 5.1 points and 3.8 assists in non-conference play... Made career-high seven free-throws against Rider on 11/22...

Career: Named one of just 20 winners of the 12th Annual Division I-AAA Athletics Directors Association (DI-AAA ADA) Scholar-Athlete Team... Owns a perfect 4.0 grade-point average in English and History... Three-time Northeast Conference Winter Commissioner's Honor Roll selection as well as three-time Northeast Conference Winter Academic Honor Roll recipient... Recorded the highest three-point field goal percentage for a season in St. Francis Brooklyn women's basketball history at 44.4 percent... Has played in 97.7 percent of her team's contests, which translates to 87 starts in 89 career games.

2013-14 (Junior): Started in 29 of 30 games for St. Francis Brooklyn... Led the NEC in three-point field goal percentage at 44.4 percent... Logged 26.2 minutes a contest while playing in a career-best 42 on the road at Mount St. Mary's on January 13th... Averaged 4.7 points per game while setting a new career-high of 14 against Bryant in the quarterfinal round of the 2014 Northeast Conference Tournament... Tied a career-best of seven assists also against the Bulldogs in the first round of the NEC Tournament.

2012-13 (Sophomore): Appeared in 30 games for the Terriers while garnering the start 29 times... Logged 27.7 minutes per contest... Averaged 3.0 points per game... Pulled down 2.0 caroms per contest while dishing out 2.8 assists per contest... One of three Terriers to finish the season shooting over 80 percent from the free-throw line (86.2%)... Scored a season-high eight points on two occasions... Dished out a career-best seven assists at home against Monmouth University (1/21/13)... Ranked in the top-15 in the Northeast Conference in assists... Swiped a career-high five steals against Saint Francis University (2/2/13)... Named to the 2012-13 Northeast Conference Winter Academic Honor Roll... Named to the 2012-13 Northeast Conference Commissioner's Honor Roll.

2011-12 (Freshman): Lone Terrier to start in all 29 contests... Logged 28.9 minutes a game... Averaged 2.7 points per game... Corralled 2.6 rebounds a contest (70 for the season)... Dished out 61 total assists (2.1 per game)... Scored a career-best ten points at home against the Fairfield University Stags (12/13/11)... Grabbed career-high seven rebounds on two occasions (@ Manhattan [12/28/11] and vs. Lafayette [12/21/11])... Dished out five assists twice, the last coming against Lafayette (12/21/11)... Named to the 2011-12 Northeast Conference Winter Academic Honor Roll... Named to the 2011-12 Northeast Conference Winter Commissioner's Honor Roll.

Career High's

Points

14 @ Bryant (3/9/14)

Field Goals

5 @ Bryant (3/9/14)

Field Goals Attempted

9, twice, latest @ NJIT (11/25/14)

3PT Field Goals

4 @ Bryant (3/9/14)

3PT Field Goals Attempted

7 @ Bryant (3/9/14)

Free Throws

7, @ Rider (11/22/14)

Free Throws Attempted

8, @ Rider (11/22/14)

Rebounds

7, twice; latest @ Manhattan (12/28/11)

Assists

9, vs. Vermont (12/17/14)

Turnovers

9 vs. Quinnipiac (1/7/12)

Blocks

1, Five times; latest @ Ryder (11/25/14)

Steals

5 vs. Saint Francis U. (2/2/13)

#21 FOX, Katie

Opponent	Date	gs	min	Total		3-Pointers		Free throws		Rebounds			pf	a	t/o	blk	stl	pts	avg		
				fg-fga	pct	3fg-fga	pct	ft-fa	pct	off	def	tot								avg	
at UAlbany	11/14/14	*	32	1-6	.167	1-4	.250	0-0	.000	0	0	0	0	4	0	1	3	3.0			
vs North Dakota	11/21/14	*	40	2-4	.500	1-2	.500	3-4	.750	2	2	4	2.0	2	4	0	0	8	5.5		
vs Rider	11/22/14	*	37	0-2	.000	0-2	.000	7-8	.875	0	2	2	2	0	3	3	1	2	7	6.0	
vs Saint Joseph's	11/29/14	*	31	2-5	.400	1-2	.500	0-0	.000	0	1	1	1.8	2	5	1	0	2	5	5.8	
vs Saint Peter's	11/30/14	*	30	2-3	.667	2-3	.667	0-0	.000	0	3	3	2	0	1	1	3	0	2	6	5.8
SBU	12/3/14	*	36	1-3	.333	0-1	.000	0-0	.000	0	4	4	2.3	3	5	1	0	2	2	5.2	
at NJIT	11/25/14	*	45	2-9	.222	1-5	.200	2-2	1.000	1	2	3	2.4	4	1	1	0	2	7	5.4	
LAFAYETT	12/05/14	*	37	2-4	.500	0-2	.000	1-1	1.000	1	5	6	2.9	3	4	0	0	2	5	5.4	
at Army	12/8/14	*	40	3-5	.600	3-4	.750	0-0	.000	0	1	1	2.7	2	5	4	0	0	9	5.8	
VERMONT	12/17/14	*	40	1-1	1.000	1-1	1.000	1-2	.500	0	3	3	2.7	1	9	2	0	1	4	5.6	
GEORGIA TECH	12/20/14	*	34	1-7	.143	1-6	.167	2-3	.667	2	2	4	2.8	4	3	1	0	4	5.5		
at UMass Lowell	12/30/14	*	36	0-2	.000	0-1	.000	0-0	.000	0	2	2	2.8	3	6	2	0	0	0	5.1	
at Sacred Heart	1/3/15	*	31	0-2	.000	0-2	.000	0-0	.000	0	0	0	2.5	0	6	5	0	0	0	4.7	
BRY	1/5/15	*	28	2-3	.667	2-3	.667	0-0	.000	0	1	1	2.4	4	2	4	0	4	6	4.8	
Totals			14	497	19-56	.339	13-38	.342	16-20	.800	6	28	34	2.4	35	54	32	1	22	67	4.8

Season	gp-gs	min/avg	fg-fga	pct	fg-fga	pct	ft-fa	pct	off	def	tot	avg	pf	fo	ast	to	blk	stl	pts	avg
2011-12	29-29	838/28.9	24-95	.253	10-43	.233	21-32	.656	19	56	75	2.6	70	3	61	98	1	32	79	2.7
2012-13	30-23	832/27.7	25-87	.287	14-44	.318	25-29	.862	5	56	61	2.0	54	0	83	79	0	28	89	3.0
2013-14	30-29	785/26.2	38-93	.409	32-72	.444	33-43	.767	5	41	46	1.5	57	1	85	54	3	29	141	4.7
2014-15	14-14	497/35.5	19-56	.339	13-38	.342	16-20	.800	6	28	34	2.4	35	0	54	32	1	22	67	4.8
TOTAL	103-95	2952/28.7	106-331	.320	69-197	.350	95-124	.766	35	181	216	2.1	216	4	283	263	5	111	376	3.7



Career: Selected to Great Britain's 2014 EuroBasket team this past summer...All-Northeast Conference Second Team honoree as a junior...2013-14 Northeast Conference Winter Academic Honor Roll...Owns the 19th best career field goal percentage in school history at 40.5 percent...Ranks tenth all-time in St. Francis Brooklyn women's basketball history with 97 three-pointers made, connecting on 49 for the 2013-14 season, which is good for 11th all-time....Fifth on the career three-point field goal percentage list at 34.4 percent...Owns the best career free-throw percentage in Terrier history at 85.0% while converting the highest percentage in 2012-13 when she finished the year shooting 87.0 percent from the free-throw line.

2013-2014 (Junior): Started in all 30 contests for the Terriers in 2013-14...Led the team in scoring at 14.0 points per game while logging 33.5 minutes a contest...Posted 19 double-figure scoring games while eclipsing the 20-point plateau eight times...Finished among the top-ten in the circuit in scoring while ranking second in three-point field goal percentage (38.6%), third in free-throw percentage (84.8%) and fifth in field goal percentage (45.4%)...Increased her scoring production a full eleven points from her freshman year (3.5 ppg in 2011-12 to 14.5 in 2013-14)...A two-time Choice Hotels Northeast Conference Player of the Week, Simpson tied the program-record of seven made three-pointers when she went 7-of-11 from downtown en route to a then career-high 24 points against UMass Lowell (11/23/13).

2012-2013 (Sophomore): Appeared in 27 contests while garnering the starting nod 26 times...Recorded 31.4 minutes per game...Averaged 9.4 points per game...Was the Terriers' second-leading scorer during campaign...Dished out a team-leading 3.0 assists per contest...One of three Terriers to shoot over eighty percent from the free-throw line (87.0%)...Named College Sports Madness.com Northeast Conference Player of the Week for the week of February 11th, 2013...Scored in double-figures in twelve contests...Netted a career-high 23 points on 9-of-12 shooting against LIU Brooklyn on February 9th...Followed up that performance with a 22 point outburst on the road against Bryant on February 12th...Pulled in a career-best eleven caroms on the road against Fairfield (12/1/12)...Dished out a career-high seven assists in the overtime win at home against Robert Morris (2/4/13)...Swiped a personal-best five steals at LIU Brooklyn (1/28/13).

2011-12 (Freshman): Appeared in 19 games while starting in eight contests...Logged 20.4 minutes a contest while scoring 3.5 points per game...Pulled down 1.5 rebounds a game....Scored a career-best ten points against Robert Morris University on the road back on January 28th, 2012...Dished out a career-high four assists against Central Connecticut State University on February 5, 2012.

Career Highs

Points

27, twice; latest vs. Robert Morris (2/24/14)

Field Goals

10, twice; latest @ Saint Francis U. (2/10/14)

Field Goals Attempted

20 @ Mount St. Mary's (1/13/14)

3PT Field Goals

7 vs. UMass Lowell (11/23/13)

3PT Field Goals Attempted

11 vs. UMass Lowell (11/23/13)

Free Throws

14 @ Robert Morris (2/8/14)

Free Throws Attempted

16 @ Robert Morris (2/8/14)

Rebounds

11, Twice; latest @ Mount St. Mary's (1/13/14)

Assists

7 vs. Robert Morris (2/4/13)

Turnovers

7 @ Central Connecticut (1/25/14)

Blocks

1, 9 times; latest @ Bryant (3/9/14)


Steals 5 @ LIU Brooklyn (1/28/13)

Minutes 46 @ Mount St. Mary's (1/13/14)

			Total		3-Point		F-Throws		Rebounds											Scoring	
Season	gp-gs	min/avg	fg-fga	pct	fg-fga	pct	ft-fa	pct	off	def	tot	avg	pf	fo	ast	to	blk	stl	pts	avg	
2011-12	19-8	387/20.4	24-70	.343	14-33	.424	5-7	.714	8	21	29	1.5	15	0	20	34	1	11	67	3.5	
2012-13	27-26	847/31.4	86-229	.376	34-116	.293	47-54	.870	26	64	90	3.3	45	0	80	52	3	38	253	9.4	
2013-14	30-30	1006/33.5	138-314	.439	49-133	.368	95-112	.848	27	86	113	3.8	56	0	66	66	5	30	420	14.0	
2014-15	9-8	295/32.8	36-97	.371	11-29	.379	30-35	.857	8	22	30	3.3	15	0	16	19	0	7	113	12.6	
TOTAL	85-72	2535/29.8	284-710	.400	108-311	.347	177-208	.851	69	193	262	3.1	131	0	182	171	9	86	853	10.0	

#41 SIMPSON, Eilidh

Opponent	Date	gs	min	fg-fga	pct	3fg-fga	pct	Free throws	ft-fa	pct	off	def	tot	avg	pf	a	t/o	blk	stl	pts	avg
at UAlbany	11/14/14	*	34	0-5	.000	0-2	.000	0-0	.000		0	0	0	0.0	1	4	2	0	1	0	0.0
vs North Dakota	11/21/14	*	28	4-11	.364	1-3	.333	4-4	1.000		0	1	1	0.5	3	1	2	0	0	13	6.5
vs Rider	11/22/14	*	35	2-10	.200	1-2	.500	9-10	.900		2	1	3	1.3	2	2	3	0	2	14	9.0
vs Saint Joseph's	11/29/14	*	28	4-6	.667	1-2	.500	3-4	.750		0	2	2	1.5	0	1	0	0	2	12	9.8
vs Saint Peter's	11/30/14	*	30	5-13	.385	2-7	.286	3-5	.600		1	7	8	2.6	1	2	1	0	0	15	10.8
SBU	12/3/14	*	dnp	-	-	-	-	-	-		-	-	-	-	-	-	-	-	-	-	-
at NJIT	11/25/14	*	40	6-15	.400	1-2	.500	4-4	1.000		2	4	6	3.3	4	1	2	0	0	17	11.8
LAFAYETT	12/05/14	*	dnp	-	-	-	-	-	-		-	-	-	-	-	-	-	-	-	-	-
at Army	12/8/14	*	dnp	-	-	-	-	-	-		-	-	-	-	-	-	-	-	-	-	-
VERMONT	12/17/14	*	35	3-9	.333	1-3	.333	4-4	1.000		0	3	3	3.3	2	1	2	0	2	11	11.7
GEORGIA TECH	12/20/14	*	37	8-16	.500	3-5	.600	0-0	.000		2	2	4	3.4	0	1	1	0	0	19	12.6
at UMass Lowell	12/30/14	*	dnp	-	-	-	-	-	-		-	-	-	-	-	-	-	-	-	-	-
at Sacred Heart	1/3/15	*	dnp	-	-	-	-	-	-		-	-	-	-	-	-	-	-	-	-	-
BRY	1/5/15	*	28	4-12	.333	1-3	.333	3-4	.750		1	2	3	3.3	2	3	6	0	0	12	12.6
Totals			8	295	36-97	.371	11-29	.379	30-35	.857	8	22	30	3.3	15	16	19	0	7	113	12.6



Career: Veney will have a chance to join the 1,000 career point club as she enters the season with 813 career points...She has started in 91.0 percent of her team's contests (89 appearances, 81 starts)...Enters the 2014-15 campaign as the all-time St. Francis Brooklyn career leader in three-point field goal percentage (.354), one percentage point better than teammate Sarah Benedetti... Named to the Northeast Conference All-Rookie Team in her freshman season while finishing second in the conference in Field Goal Percentage (49.5 percent)...Three-time member of the Northeast Conference Winter Academic Honor Roll, Veney was selected to her first Northeast Conference Commissioner's Honor in 2013-14...Member of the College's prestigious Dun Scotus Honor Society.

2013-14 (Junior): Garnered the start in 29 of 30 contests for the Terriers last season...Averaged 26.0 minutes a contest while logging a season best 36 minutes on two occasions...Averaged 10.7 points per game with a season-high of 20 points against the Delaware State University Hornets back on December 29th...Set a new personal-best with 12 caroms also against Delaware State...2013-14 Northeast Conference Winter Academic Honor Roll selection...2013-14 Northeast Conference Winter Commissioner's Honor Roll choice..

2012-13 (Sophomore): Started in 29 of the 30 contests she appeared in....Logged 23.0 minutes per contest...Averaged 7.8 points per game...Pulled down 4.8 rebounds per contest...Scored a season-best 16 points on two separate occasions (at Rider University on 12/29/12 and on the road against Mount St. Mary's on 2/23/13)...Tied her career-high with eleven rebounds against Yale (12/8/12)...Dished out a career-high four assists also against Yale (12/8/12)...Named to the 2012-13 Northeast Conference Winter Academic Honor Roll.

2011-12 (Freshman): Appeared in 29 contests while starting in 23 of those games...Averaged 25.4 minutes played per game while leading the team in scoring (8.9 points per game) and rebounds (5.7 per game)....Was named to the 2011-12 Northeast Conference All-Rookie Team....Finished second in the Northeast Conference in Field Goal Percentage (49.5%)... Recorded 13 double-figures scoring games....Notched two double-doubles on the season (first coming against Delaware State; 19 points; 10 rebounds: the second vs. Mount St. Mary's at home on January 23, 2012; 12 points, 11 rebounds)....7th highest Field Goal Percentage in a season amongst all St. Francis College women's basketball players...Named to the 2011-12 Northeast Conference Winter Academic Honor Roll.

Career Highs

Points

20, twice, latest @UML (12/30/14)

Field Goals

9 @ Delaware State (12/29/13)

Field Goals Attempted

28 @UML (12/30/14)

3PT Field Goals

3, twice; latest vs. Lafayette (12/20/13)

3PT Field Goals Attempted

5, twice; latest vs. LIU Brooklyn (3/3/14)

Free Throws

8 @ UAlbany (11/14/14)

Free Throws Attempted

10 @UAlbany (11/14/14)

Rebounds

15 @ Rider (at Towson in WNIT) (11/22/14)

Assists

4 vs. Yale (12/8/12)

Turnovers

6 @ Quinnipiac (2/20/12)

Blocks

3, @Army (12/8/14)

Steals

4, three times; latest vs. Central Connecticut (2/1/14)

Minutes 44 vs. Robert Morris (2/4/13)

#34 VENNEY, Jaymee

Opponent	Date	gs	min	Total		3-Pointers		Free throws		Rebounds											
				fg-fga	pct	3fg-fga	pct	ft-fa	pct	off	def	tot	avg	pf	a	t/o	blk	stl	pts	avg	
at UAlbany	11/14/14	*	18	5-9	.556	0-0	.000	8-10	.800	2	1	3	3.0	4	0	1	0	1	18	18.0	
vs North Dakota	11/21/14	*	26	6-15	.400	0-1	.000	0-1	.000	1	6	7	5.0	3	1	3	0	1	12	15.0	
vs Rider	11/22/14	*	37	6-18	.333	0-2	.000	4-6	.667	7	8	15	8.3	1	2	0	1	1	16	15.3	
vs Saint Joseph's	11/29/14	*	29	2-12	.167	0-1	.000	2-2	1.000	1	5	6	7.3	3	1	3	0	1	6	13.0	
vs Saint Peter's	11/30/14	*	31	5-15	.333	0-0	.000	2-4	.500	1	3	4	7.0	3	1	6	0	0	12	12.8	
SBU	12/3/14	*	27	4-16	.250	0-0	.000	0-0	.000	1	3	4	6.5	3	0	2	0	1	8	12.0	
at NJIT	11/25/14	*	32	5-13	.385	0-1	.000	2-2	1.000	2	7	9	6.9	3	0	2	0	0	12	12.0	
LAFAYETT	12/05/14	*	28	4-15	.267	0-2	.000	1-3	.333	4	2	6	6.8	3	1	2	0	1	9	11.6	
at Army	12/8/14	*	36	6-15	.400	2-3	.667	0-0	.000	1	9	10	7.1	4	5	1	3	2	14	11.9	
VERMONT	12/17/14	*	25	1-9	.111	0-2	.000	0-0	.000	2	7	9	7.3	4	2	4	1	3	2	10.9	
GEORGIA TECH	12/20/14	*	37	7-14	.500	0-2	.000	0-0	.000	2	7	9	7.5	2	1	5	0	1	14	11.2	
at UMass Lowell	12/30/14	*	35	7-28	.250	0-2	.000	6-6	1.000	9	5	14	8.0	1	1	3	0	3	20	11.9	
at Sacred Heart	1/3/15	*	32	7-10	.700	2-3	.667	3-4	.750	0	8	8	8.0	1	1	5	1	1	19	12.5	
BRY	1/5/15	*	34	6-10	.600	1-1	1.000	1-2	.500	0	3	3	7.6	5	1	2	0	2	14	12.6	
Totals			14	427	71-199	.357	5-20	.250	29-40	.725	33	74	107	7.6	42	16	41	5	18	176	12.6

Season	gp-gs	min/avg	Total fg-fga	pct	3-Point fg-fga	pct	F-Throws ft-fa	pct	Rebounds off	def	tot	avg	pf	fo	ast	to	blk	stl	pts	avg
2011-12	29-23	736/25.4	106-214	.495	1-2	.500	46-68	.676	50	116	166	5.7	75	3	21	63	5	23	259	8.9
2012-13	30-29	691/23.0	91-257	.354	17-46	.370	34-43	.791	42	103	145	4.8	56	0	19	50	2	25	233	7.8
2013-14	30-29	779/26.0	128-296	.432	25-70	.357	40-56	.714	55	151	206	6.9	72	2	24	50	7	24	321	10.7
2014-15	14-14	427/30.5	71-199	.357	5-20	.250	29-40	.725	33	74	107	7.6	42	1	16	41	5	18	176	12.6
TOTAL	103-95	2633/25.6	396-966	.410	48-138	.348	149-207	.720	180	444	624	6.1	245	6	80	204	19	90	989	9.6



2014-15: Finished non-conference play with two double-doubles against Rider and UMass Lowell... Has recorded two or more steals in six games this season... First on the team in offensive rebounds with 35, including seven offensive caroms at UML on 12/30...

Career: 2013-14 All-Northeast Conference Defensive Team selection...2012-13 Northeast Conference All-Rookie Team, the second Terrier under coach Thurston to garner the award (Jaymee Veney)...Named the 2012-13 "Battle of Brooklyn" Most Valuable Player...Fechko improved on her perimeter shooting, finishing the 2013-14 season shooting close to 35.0 percent from the outside.

2013-14 (Sophomore): Started in 29 in 30 contests last season...Logged 34.3 minutes per contest, which including eclipsing the forty-minute mark on three occasions...Averaged 8.8 points per game, with a career-best 23 points at home against Saint Francis University back on February 10th...Five times during the season, Fechko pulled down double-figure rebounds with her best effort coming against UMass Lowell, Delaware State, Saint Francis U and Wagner when the Twinsburg, Ohio native pulled down a career-best 13 caroms in each of those contests....Dished out a personal-best seven assists against Delaware State...Named to the 2013-14 Northeast Conference Winter Academic Honor Roll.

2012-13 (Freshman): Appeared in all 30 contests for St. Francis Brooklyn while earning the starting nod on six occasions... Selected to the 2012-13 Northeast Conference All-Rookie Team, becoming just the tenth Terrier in program history to do so...Named Choice Hotels Northeast Conference Rookie of the Week for the weeks of Jan.22-29, Jan.29-Feb.5 and Feb.14-18...Averaged 8.7 points per game against Northeast Conference opponents (6.6 overall) along with 6.3 rebounds per game in league contests (5.4 total)....Was St. Francis Brooklyn's top rebounder...Ranked in the top-15 in rebounding in the NEC, while ranking first among all newcomers...Posted nine games where she scored in double figures, all against conference opponents...Scored a career-best 18 points against LIU Brooklyn in the 20th annual "Battle of Brooklyn," where she garnered Most Valuable Player honors...Pulled down a career-high 13 caroms against Fairleigh Dickinson (2/18/13)....Named to the 2012-13 Northeast Conference Winter Academic Honor Roll.

Career Highs

Points

23 @ Saint Francis U. (2/10/14)

Field Goals

8 @ Saint Francis U. (2/10/14)

Field Goals Attempted

14 @ Saint Francis U. (2/10/14)

3PT Field Goals

5 @ Saint Francis U. (2/10/14)

3PT Field Goals Attempted

9 @ LIU Brooklyn (1/11/14)

Free Throws

8, twice; latest vs. Saint Francis U. (2/22/14)

Free Throws Attempted

12 vs. Saint Francis U. (2/22/14)

Rebounds

13, five times; latest @ Wagner (2/15/14)

Assists

7 @ Delaware State (12/29/13)

Turnovers

6 @ Bryant (3/9/14)

Blocks

1, five times; latest @ LIU Brooklyn (1/11/14)

Steals

5, @North Dakota, (11/21/13), @ Bryant (2/12/13)

Minutes

47 @ Robert Morris (2/8/14)

#12 FECHKO, Leah

Opponent	Date	gs	min	Total		3-Pointers		Free throws		Rebounds			pf	a	t/o	blk	stl	pts	avg	
				fg-fga	pct	3fg-fga	pct	ft-fa	pct	off	def	tot								avg
at UAlbany	11/14/14	*	32	1-3	.333	1-2	.500	1-3	.333	4	3	4	4.0	1	2	5	0	2	4.0	
vs North Dakota	11/21/14	*	39	6-11	.545	1-4	.250	4-8	.500	4	5	9	6.5	3	0	3	0	5	17.0	
vs Rider	11/22/14	*	38	4-7	.571	1-2	.500	6-6	1.000	4	6	10	7.7	2	0	4	0	3	15.0	
vs Saint Joseph's	11/29/14	*	34	3-10	.300	0-5	.000	0-0	.000	2	4	6	7.3	2	0	2	0	1	6.0	
vs Saint Peter's	11/30/14	*	31	2-6	.333	0-1	.000	0-0	.000	3	4	7	7.2	2	0	1	1	2	4.0	
SBU	12/3/14	*	36	5-10	.500	2-6	.333	4-5	.800	6	1	7	7.2	1	2	1	0	16	10.3	
at NJIT	11/25/14	*	33	1-4	.250	0-2	.000	2-2	1.000	3	2	5	6.9	5	2	1	0	4	9.4	
LAFAYETT	12/05/14	*	38	3-11	.273	1-2	.500	4-4	1.000	2	7	9	7.1	4	0	4	0	11	9.6	
at Army	12/8/14	*	40	4-7	.571	2-5	.400	0-0	.000	0	8	8	7.2	1	2	4	0	10	9.7	
VERMONT	12/17/14	*	33	5-7	.714	1-2	.500	2-2	1.000	2	2	4	6.9	4	2	0	0	3	13.0	
GEORGIA TECH	12/20/14	*	38	2-6	.333	1-5	.200	1-2	.500	1	7	8	7.0	3	3	0	1	6	9.6	
at UMass Lowell	12/30/14	*	38	5-8	.625	0-0	.000	2-3	.667	7	5	12	7.4	1	3	2	0	1	12.9	
at Sacred Heart	1/3/15	*	34	3-5	.600	1-1	1.000	0-0	.000	2	7	9	7.5	3	0	1	0	2	7.6	
BRY	1/5/15	*	40	5-7	.714	1-1	1.000	4-4	1.000	5	4	9	7.6	5	1	1	0	15	10.0	
Totals			14	504	49-102	.480	12-38	.316	30-39	.769	42	65	107	7.6	37	17	32	1	140	10.0

Games played: 14
Minutes/game: 36.0
Points/game: 10.0
FG Pct: 48.0
3FG Pct: 31.6
FT Pct: 76.9

Rebounds/game: 7.6
Assists/game: 1.2
Turnovers/game: 2.3
Assist/turnover ratio: 0.5
Steals/game: 1.7
Blocks/game: 0.1

FECHKO, Leah

			Total		3-Point		F-Throws		Rebounds											Scoring	
Season	gp-gs	min/avg	fg-fga	pct	fg-fga	pct	ft-fa	pct	off	def	tot	avg	pf	fo	ast	to	blk	stl	pts	avg	
2012-13	30-6	798/26.6	70-176	.398	14-60	.233	43-58	.741	65	98	163	5.4	45	0	44	67	3	42	197	6.6	
2013-14	30-29	1028/34.3	80-210	.381	38-109	.349	67-85	.788	77	116	193	6.4	77	4	78	62	2	51	265	8.8	
2014-15	14-14	504/36.0	49-102	.480	12-38	.316	30-39	.769	42	65	107	7.6	37	2	17	32	1	24	140	10.0	
TOTAL	74-49	2330/31.5	199-488	.408	64-207	.309	140-182	.769	184	279	463	6.3	159	6	139	161	6	117	602	8.1	



Prior to St. Francis Brooklyn: Played two years at Tilton High School after two years at Rice...In the classroom, Derda was named to the Class Honor Roll three straight years while maintaining a senior grade-point average of 3.4...At Rice, she was named Outstanding Female Athlete and received the Outstanding Performance Award... Derda was named to the Burlington Free Press First Team All-State Basketball team in April...In addition, she was an All-Metro League First Team...She was named to the Vermont Basketball Coaches Association Senior All-Star team while receiving the Burlington Free Press Top Athletic Performer on three occasions...Back in 2012, Derda was named to the Burlington Free Press Second Team All-State Basketball team in April while being selected to her first All-Metro League First Team...Rounding out the accolades for Derda, she was selected to the Vermont Basketball Coaches Association Dream Dozen team her sophomore and junior year while being named the Most Valuable Player in the Vermont Girls Basketball State Championship.

Season	gp-gs	min/avg	Total		3-Point		F-Throws		Rebounds				Scoring							
			fg-fga	pct	fg-fga	pct	ft-fta	pct	off	def	tot	avg	pf	fo	ast	to	blk	stl	pts	avg
2014-15	14-0	114/8.1	13-36	.361	1-3	.333	2-5	.400	7	5	12	0.9	6	0	4	9	0	1	29	2.1




Prior to St. Francis Brooklyn: The third Australian signed by the Terriers' under Thurston's tenure... Could fill the void left by forward Jessica Kaufman '14, who completed her degree in three years and will enter graduate school back in Australia in Clinical Psychology... Alex has represented her country at the National Championships for the past six seasons... She was a member of the U18 team that won the championship in 2012, a second place finish this past year and a third-place showing in 2013... In the most recent National Championships, as a U-20 member, Delaney averaged 15.7 points per game while dishing out 5.3 assists... Also pulled down 6.3 rebounds per contest and shot 94.1 percent from the free-throw line... Among her accolades, Delaney was named Player of the Tournament at the Australian Schools Tournament in 2013, NSW Youth League All Star 5 Team and Sydney Comets Warath League Best Defensive Player in 2013...She was awarded the prestigious Blue Award for her achievements in school sports and was named the Senior Basketballer of the Year for her last three years in high school. ..Academically, Alex received the High Achievers Award from Monte Sant Angelo Catholic College for her achievements in the Higher School Certificate (HSC), where she recorded 99.5 out of a possible 99.9 ATAR score.

Season	gp-gs	min/avg	Total		3-Point		F-Throws		Rebounds				Scoring							
			fg-fga	pct	fg-fga	pct	ft-fta	pct	off	def	tot	avg	pf	fo	ast	to	blk	stl	pts	avg
2014-15	14-3	288/20.6	25-58	.431	13-37	.351	14-21	.667	3	18	21	1.5	29	0	4	25	1	4	77	5.5



Prior to St. Francis Brooklyn: Pund, a 5-9 point guard from Audubon, New Jersey, attended St. John Vianney High School for her freshman and sophomore year before transferring to Gloucester Catholic High School to play under head coach Lisa Gedaka...In her inaugural season at SJV, the Lancers won the New Jersey State Non-Public A Championship while being ranked #10 in the nation with a record of 27-3... Pund was voted as one of the Top Five Freshmen in the Shore Conference during the 2010-11 campaign... In her final season at St. John Vianney, Pund was voted to the Top Ten Players List in 2011-12 after her team reached the championship game against Red Bank Catholic...As a junior at Gloucester Catholic, Pund led a rebuilding Rams squad to the Non-Public A Championship game against Red Bank Catholic, who was the #1 team in New Jersey...Gloucester Catholic was ranked sixth in the state... As the point guard, Pund averaged 15.1 points per game and close to 7.0 assists per contests... She was voted as Gloucester Catholic's Team Most Valuable Player in 2013. Pund was selected to the South Jersey Invitational Basketball Tournament (SJBIT) All-Tournament team while being honored by the South Jersey Times as a First Team All-South Jersey choice...In addition, she was named First Team All-South Jersey and All-Parochial Second Team All-State by the New Jersey Star Ledger...In her final season for the Rams, Gloucester Catholic posted a 26-4 record, which was ranked first in all of South Jersey and fifth in the entire state...Pund poured in 15.4 points per game while dishing out 7.1 assists while netting 1,034 points in just two years at GCHS...Selected to the South Jersey Invitational Basketball Tournament for the second straight year, she was named to the All-Tournament Team and named Most Valuable Player after averaging 19 points and dishing out 6.3 assists...Pund was nominated for the McDonalds All-American Game and for the Gatorade Player of the Year Award, along with Lauren Moses (who signed with the University of Virginia of the Atlantic Coast Conference [ACC]). Among the accolades she received during her final season at Gloucester include: Team Co-Most Valuable Player, NJ Star-Ledger's 'Most Underrated Player' (ranked first), and Top Ten Players in New Jersey. NJ Star-Ledger First Team All-State (Non-Public), First Team All-South Jersey, Second Team All-Senior, Third Team All-State, Courier-Post South Jersey First Team, All-Parochial First Team, Al Carino Club All-South Jersey First Team, All-Parochial First Team [also was selected to Al Carino All-Star game, scoring 18 points and being named MVP], First Team Tri-County All-Conference Team, Philadelphia Inquirer All-South Jersey First Team, South Jersey Times All-South Jersey First Team and All-Parochial First Team.

Season	gp-gs	min/avg	Total		3-Point		F-Throws		Rebounds				Scoring							
			fg-fga	pct	fg-fga	pct	ft-fga	pct	off	def	tot	avg	pts	avg	pf	fo	ast	to	blk	stl
2014-15	14-3	137/9.8	5-26	.192	1-9	.111	5-6	.833	2	4	6	0.4	16	1.1	14	0	7	8	2	3



Prior to St. Francis Brooklyn: Iozzia, who red-shirted last season, enjoyed a stellar four-year career at Central Regional... While serving as team captain all four years, she averaged 11.4 points per game, while pulling down 1.6 rebounds per contest and dishing out close to two assists per game...She became just the fifth female to reach the 1,000 career point plateau for the Golden Eagles, and the first one to do so in twelve years as she led Central to a 49-18 victory over Lakewood in the historic game...For her career, Rachel netted 1,103 career points, the third highest total in Central Regional school history...Iozzia recorded the most three-pointers in a season during her freshman campaign as the Bayville native connected on 47 three-pointers... In the first round of the SJ III, Rachel scored eight points and handed out a school single-game record 15 assists as the Golden Eagles defeated the 14th seeded Camden Panthers, 56-27...She set the single-season assist record with 143 and left Central Regional as the all-time school leader in assists with 345... Rachel is also third in school history with 224 career steals... Among her accolades, Iozzia was named to the 2012-13 All-Ocean County Second Team. Rachel garnered Most Valuable Player for basketball in each of her four years in high school while also being named Scholar Athlete...She was the recipient of the Xerox Award during her junior season.

			Total		3-Point		F-Throws		Rebounds											Scoring	
Season	gp-gs	min/avg	fg-fga	pct	fg-fga	pct	ft-fga	pct	off	def	tot	avg	pf	fo	ast	to	blk	stl	pts	avg	
2014-15	6-0	60/10.0	0-8	.000	0-5	.000	0-0	.000	0	5	5	0.8	1	0	3	3	0	1	0	0.0	



Career: A three-time Northeast Conference Winter Academic Honor Roll recipient, Hounshell has appeared in 59 career contests for the Terriers. Appeared in a career-best 24 contests for the Terriers in 2013-14. Has missed significant time due to an injury.

2013-2014 (Junior): Appeared in 24 games while averaging 4.9 minutes per contest, which included a season-high 13 on the road against Bryant on January 20th...Pulled down season-best four rebounds against the University of Miami on November 29th...Named to the 2013-14 Northeast Conference Winter Academic Honor Roll.

2012-2013 (Sophomore): Appeared in 12 games before suffering a season-ending injury...Logged 7.9 minutes per contest...Averaged 1.8 points per game...Pulled down 1.3 rebounds....Grabbed a season-best five rebounds at Lafayette (12/21/12)...Named to the 2012-13 Northeast Conference Winter Academic Honor Roll.

2011-2012 (Freshman): Played in 23 games while starting in six contests....Scored a career-high 14 points on the road against IUPUI on November 19th, 2011....Pulled down a career-best six rebounds at home against Rider University (11/30/11)....Averaged 13.3 minutes a contests....Finished the season averaging 2.7 points per game, 1.3 rebounds a contest while shooting 65 percent from the free-throw line....Named to the 2011-12 Northeast Conference Winter Academic Honor Roll.

Season	gp-gs	min/avg	Total		3-Point		F-Throws		Rebounds											Scoring	
			fg-fga	pct	fg-fga	pct	ft-fa	pct	off	def	tot	avg	pf	fo	ast	to	blk	stl	pts	avg	
2011-12	23-6	306/13.3	24-68	.353	0-0	.000	15-23	.652	7	23	30	1.3	32	0	11	25	6	11	63	2.7	
2012-13	12-0	95/7.9	8-23	.348	0-0	.000	5-9	.556	6	10	16	1.3	9	0	2	8	3	3	21	1.8	
2013-14	24-0	118/4.9	10-24	.417	0-0	.000	7-12	.583	8	11	19	0.8	19	0	4	12	5	2	27	1.1	
TOTAL	59-6	519/8.8	42-115	.365	0-0	.000	27-44	.614	21	44	65	1.1	60	0	17	45	14	16	111	1.9	



Prior to St. Francis Brooklyn: Arthur, a 5-6 guard from Allegan, Michigan, put forth an impressive resume at Allegan... Finished with 1,126 career points, making her one of only two girls in Allegan history to eclipse the 1,000-point plateau...In her final season, Arthur averaged 15.2 points per game while grabbing 7.0 rebounds a contest and dishing out 5.0 assists per game...Shot 70 percent from the charity stripe while converting 40 percent from beyond the arc... Was named as a Detroit Free Press and Detroit News Honorable Mention All-State selection in her final season while also garnering First Team All-State Honors from the Basketball Coaches Association of Michigan... Was also named team Most Valuable Player for the fourth time, becoming the only player in the program's history to achieve that feat all four years. The sharpshooter also broke the schools record for most three-pointers in a season (40) and in a career (72).

Season	gp-gs	min/avg	Total		3-Point		F-Throws		Rebounds											Scoring	
			fg-fga	pct	fg-fga	pct	ft-fa	pct	off	def	tot	avg	pf	fo	ast	to	blk	stl	pts	avg	
2014-15	9-0	61/6.8	0-8	.000	0-1	.000	5-6	.833	0	8	8	0.9	1	0	4	6	0	0	5	0.6	

INDIVIDUAL RECORDS

1,000 POINTS CLUB - CAREER

1.	Karen Erving-Schiera	1,929
2.	Tiffany Hill	1,764
3.	Jeanne Zatorski	1,704
4.	Christine Cunningham	1,496
5.	Pam Curcio	1,394
6.	Kara Ayers	1,190
7.	Christine Taps	1,156
8.	Katja Bavendam	1,130
9.	Elaine Hunt	1,084
10.	Sarah Benedetti	1,047
11.	Rosie Downing	1,046
12.	Mary Kawas-Rotolo	1,027
13.	Sharon McAdams	1,003
14.	Jaymee Veney	989
15.	Kim Weir	953
16.	Patrice Erving	895
17.	Eilidh Simpson	853
18.	Colleen Carbone	809
19.	Patricia Dolan	804
20.	Jazmine Rhodes	779
21.	Kim Bennett	755
22.	Caitlin O'Malley	745
23.	Justine Paxhia	741
24.	Autumn Lau	727
25.	Jasmin Robinson	712
26.	Linda Warrington	685
27.	Jessica Kaufman	610
28.	Leah Fecko	604
29.	Dorothy Murphy	549
30.	Linda Bertolini	415

POINTS - SEASON

1.	Karen Erving-Schiera	591 (1988-89)
2.	Karen Erving-Schiera	566 (1990-91)
3.	Christine Cunningham	563 (1994-95)
4.	Tiffany Hill	520 (2007-08)
5.	Pam Curcio	513 (1987-88)
6.	Kara Ayers	500 (2008-09)
7.	Jeanne Zatorski	468 (1977-78)
8.	Karen Erving-Schiera	457 (1989-90)
9.	Jeanne Zatorski	456 (1978-79)
10.	Tiffany Hill	454 (2006-07)
11.	Katja Bavendam	448 (2006-07)
12.	Eilidh Simpson	420 (2013-14)
13.	Christine Taps	418 (1997-98)
14.	Tiffany Hill	417 (2005-06)
15.	Pam Curcio	414 (1986-87)
16.	Karen Abrams	411 (1986-87)
17.	Carolyn Harvey	408 (1998-99)
18.	Christine Cunningham	402 (1993-94)
19.	Margaret Flannery	399 (1984-85)
20.	Clare Guerriero	398 (1991-92)
21.	Christine Taps	384 (1996-97)
22.	Tiffany Hill	373 (2004-05)
23.	Autumn Lau	372 (2009-10)
24.	Jazmine Rhodes	367 (1999-00)
25.	Kara Ayers	366 (2006-07)

26.	Autumn Lau	355 (2010-11)
27.	Elaine Hunt	351 (1984-85)
28.	Sarah Benedetti	349 (2012-13)
29.	Christine Taps	343 (1995-96)
30.	Patrice Erving	339 (1994-95)

REBOUNDS - CAREER (min. 375)

1.	Karen Erving	1,049
2.	Patricia Dolan	906
3.	Jeanne Zatorski	878
4.	Rosie Downing	871
5.	Cathy Howley	769
6.	Christine Taps	763
7.	Katja Bavendam	736
8.	Elaine Hunt	720
9.	Caitlin O'Malley	629
10.	Patrice Erving	626
11.	Jaymee Veney	621
12.	Kim Weir	610
13.	Carolyn Harvey	596
14.	Christine Cunningham	556
15.	Candice Crusen	553
16.	Jazmine Rhodes	504
17.	Samantha Fisher	476
18.	Eileen Long	467
19.	Mary Kawas-Rotolo	466
20.	Justine Paxhia	460
21.	Karen Abrams	450
22.	Trisha Guli	440
23.	Melissa Gialanella	439
24.	Kim Bennett	421
25.	Lecelle Providence	417
26.	Kara Ayers	396
27.	Sheila Hennessy	392
28.	Kristine Curcio	389
29.	Tiffany Hill	379
30.	Linda Warrington	376

REBOUNDS - SEASON (min 200)

1.	Karen Abrams	372 (1986-87)
2.	Carolyn Harvey	314 (1998-99)
3.	Katja Bavendam	303 (2006-07)
4.	Patricia Dolan	301 (1985-86)
5.	Karen Erving	299 (1990-91)
6.	Karen Erving	296 (1988-89)
7.	Patricia Dolan	294 (1984-85)
8.	Rosie Downing	280 (1982-83)
9.	Karen Erving	267 (1989-90)
10.	Christine Taps	261 (1995-96)
11.	Vicky Francis	261 (1977-78)
12.	Christine Taps	255 (1997-98)
13.	Samantha Fisher	251 (1990-91)
14.	Lecelle Providence	245 (1987-88)
15.	Carolyn Harvey	237 (1997-98)
16.	Christine Taps	237 (1996-97)
17.	Dayna Barksdale	234 (1987-88)
18.	Patrice Erving	219 (1993-94)
19.	Elaine Hunt	217 (1984-85)
20.	Rosie Downing	216 (1983-84)



Karen Erving-Schiera is St. Francis Brooklyn's all-time leading scorer, male or female, at 1,929 points.



Tiffany Hill 1,764 career points are second all-time at St. Francis Brooklyn.

INDIVIDUAL RECORDS

REBOUNDS – SEASON (continued)

21.	Patrice Erving	214 (1994-95)
22.	Jazmine Rhodes	209 (1999-00)
23.	Jaymee Veney	206 (2013-14)
24.	Elaine Hunt	201 (1985-86)

FIELD GOALS MADE – CAREER (min. 400)

1.	Karen Erving	798
2.	Jeanne Zatorski	765
3.	Tiffany Hill	618
4.	Chris Cunningham	487
5.	Katja Bavendam	452
6.	Elaine Hunt	441
7.	Rosie Downing	435
8.	Mary Kawas	435
9.	Pam Curcio	427
10.	Christine Taps	410

FIELD GOALS MADE – SEASON (min 150)

1.	Karen Erving	241 (1988-89)
2.	Karen Erving	221 (1990-91)
3.	Jeanne Zatorski	209 (1977-78)
4.	Jeanne Zatorski	206 (1978-79)
5.	Karen Erving	192 (1989-90)
6.	Pam Curcio	191 (1987-88)
T7.	Pam Curcio	187 (1976-77)
T7.	Jeanne Zatorski	187 (1976-77)
9.	Katja Bavendam	180 (2006-07)
10.	Chris Cunningham	176 (1994-95)
11.	Karen Abrams	173 (1986-87)
T12.	Tiffany Hill	168 (2007-08)
T12.	Margaret Flannery	168 (1984-85)
14.	Pam Curcio	162 (1986-87)
15.	Tiffany Hill	161 (2005-06)
16.	Kara Ayers	158 (2008-09)
17.	Carolyn Harvey	155 (1998-99)
18.	Tiffany Hill	151 (2006-07)

FG ATTEMPTED – CAREER

1.	Karen Erving	2,109
2.	Jeanne Zatorski	1,686
3.	Tiffany Hill	1,653
4.	Chris Cunningham	1,460
5.	Pam Curcio	1,327
6.	Elaine Hunt	1,131
7.	Christine Taps	1,055
8.	Kara Ayers	1,022
9.	Mary Kawas	992
10.	Rosie Downing	971
11.	Janet McDade	954
12.	Katja Bavendam	941
13.	Candice Crusen	926

FG ATTEMPTED – SEASON (min 310)

1.	Karen Erving	630 (1988-89)
2.	Karen Erving	609 (1990-91)
3.	Pam Curcio	495 (1987-88)
4.	Karen Erving	485 (1989-90)
5.	Jeanne Zatorski	457 (1977-78)
6.	Jeanne Zatorski	447 (1976-77)
7.	Chris Cunningham	446 (1994-95)

FG ATTEMPTED – SEASON (continued)

8.	Tiffany Hill	441 (2007-08)
9.	Kara Ayers	422 (2008-09)
10.	Chris Cunningham	420 (1993-94)
11.	Tiffany Hill	410 (2006-07)
12.	Tiffany Hill	398 (2004-05)
13.	Karen Erving	385 (1987-88)
14.	Margaret Flannery	378 (1984-85)
15.	Pam Curcio	369 (1986-87)
16.	Christine Taps	358 (1997-98)
17.	Christine Taps	351 (1996-97)
18.	Autumn Lau	347 (2009-10)
19.	Elaine Hunt	346 (1984-85)
20.	Katja Bavendam	343 (2006-07)
21.	Melissa Gialanella	340 (1997-98)
22.	Trisha Guli	335 (1998-99)
23.	Christine Cunningham	334 (1992-93)
24.	Karen Abrams	333 (1986-87)
25.	Christine Taps	332 (1995-96)
26.	Margaret Flannery	330 (1985-86)
27.	Elaine Hunt	323 (1986-87)
28.	Erinn Siemer	320 (1996-97)
29.	Eilidh Simpson	314 (2013-14)

FIELD GOAL % - CAREER

(Min. 100 FG Made and converting .400)

1.	Karen Abrams	.500
2.	Carolyn Harvey	.495
3.	Katja Bavendam	.480
4.	Patricia Dolan	.466
5.	Kendra Williams	.457
6.	Caitlin O'Malley	.456
7.	Kim Bennett	.456
8.	Samantha Fisher	.456
9.	Jazmine Rhodes	.456
10.	Jeanne Zatorski	.454
11.	Patrice Erving	.450
12.	Rosie Downing	.448
13.	Jessica Kaufman	.447
14.	Mary Kawas	.439
15.	Jaymee Veney	.424
16.	Mary Miller	.424
17.	Jasmin Robinson	.423
18.	Antoinette Saitta	.419
19.	Eilidh Simpson	.405

FIELD GOAL % - SEASON

(Min. 75 FG Made and min 45.0%)

1.	Katja Bavendam	.525 (2006-07)
2.	Karen Abrams	.520 (1986-87)
3.	Patricia Dolan	.513 (1984-85)
4.	Carolyn Harvey	.509 (1997-98)
5.	Patricia Dolan	.505 (1985-86)
6.	Caitlin O'Malley	.504 (2003-04)
7.	Jessica Kaufman	.502 (2012-13)
8.	Kim Bennett	.497 (2002-03)
9.	Jaymee Veney	.495 (2011-12)
10.	Jeanne Zatorski	.495 (1978-79)
11.	Carolyn Harvey	.492 (1998-99)

INDIVIDUAL RECORDS

FIELD GOAL % - SEASON (continued)

12.	Jazmine Rhodes	.486 (2000-01)
13.	Mary Kawas	.483 (1983-84)
14.	Patrice Erving	.480 (1994-95)
15.	Caitlin O'Malley	.479 (2000-01)
16.	Kendra Williams	.475 (2008-09)
17.	Patrice Erving	.475 (1993-94)
18.	Kim Bennett	.471 (2004-05)
19.	Mary Kawas	.471 (1984-85)
20.	Ann Murphy	.459 (1984-85)
21.	Mary Kawas	.456 (1985-86)
22.	Rosie Downing	.456 (1983-84)
23.	Kim Weir	.455 (2001-02)
24.	Antoinette Saitta	.455 (2000-01)
25.	Katja Bavendam	.453 (2005-06)
26.	Samantha Fisher	.452 (1990-91)

3-POINT FG MADE - CAREER

1.	Sarah Benedetti	230
2.	Tiffany Hill	217
3.	Chris Cunningham	191
4.	Kim Weir	156
5.	Margaret Murphy	147
6.	Kara Ayers	139
7.	Autumn Lau	127
8.	Erinn Siemer	120
9.	Eilidh Simpson	108
10.	Colleen Carbone	105
11.	Linda Warrington	87
12.	Melissa Gialanella	76
13.	Sheila Hennessy	76
14.	Kim Weir	73
15.	Katie Fox	69
16.	Erika Porter	66
17.	Dot Guerriero	65
18.	Julia Schaeper	64
19.	Leah Fechko	64
20.	Friederike Stenzel	61
21.	Justine Paxhia	55
22.	Amber Lau	54
23.	Mary Miller	52

3-POINT FG MADE - SEASON

1.	Tiffany Hill	85 (2007-08)
2.	Sarah Benedetti	79 (2012-13)
3.	Autumn Lau	78 (2009-10)
4.	Sarah Benedetti	71 (2013-14)
5.	Chris Cunningham	62 (1994-95)
6.	Chris Cunningham	57 (1993-94)
7.	Margaret Murphy	53 (1992-93)
8.	Sarah Benedetti	51 (2011-12)
9.	Erinn Siemer	51 (1996-97)
10.	Tiffany Hill	50 (2005-06)
11.	Eilidh Simpson	49 (2013-14)
12.	Autumn Lau	49 (2010-11)
13.	Tiffany Hill	48 (2006-07)
14.	Melissa Gialanella	48 (1997-98)
15.	Kara Ayers	47 (2008-09)
16.	Colleen Carbone	46 (2001-02)
17.	Kim Weir	45 (2003-04)

3-POINT FG MADE - SEASON (continued)

18.	Kara Ayers	44 (2006-07)
19.	Chris Cunningham	42 (1992-93)
20.	Amber Lau	41 (2010-11)
21.	Linda Warrington	41 (2007-08)
22.	Margaret Murphy	40 (1991-92)

3-POINT FG ATTEMPTED - CAREER

1.	Sarah Benedetti	663
2.	Tiffany Hill	642
3.	Chris Cunningham	565
4.	Margaret Murphy	515
5.	Erinn Siemer	502
6.	Kim Weir	471
7.	Kara Ayers	460
8.	Autumn Lau	372
9.	Colleen Carbone	365
10.	Kim Weir	339
11.	Sheila Hennessy	321
12.	Eilidh Simpson	311
13.	Colleen Carbone	277
14.	Linda Warrington	270
15.	Katie Fox	210
16.	Leah Fechko	207
17.	Amber Lau	184
18.	Kim Snauwaert	165
19.	Jaymee Veney	138
20.	Jacinda Williams	137
21.	Jasmin Robinson	117
22.	Kayla Williams	109

3-POINT FG ATTEMPTED - SEASON (min 150)

1.	Tiffany Hill	231 (2007-08)
2.	Autumn Lau	217 (2009-10)
3.	Erinn Siemer	207 (1996-97)
4.	Sarah Benedetti	201 (2012-13)
5.	Sarah Benedetti	196 (2013-14)
6.	Margaret Murphy	178 (1992-93)
7.	Chris Cunningham	172 (1994-95)
8.	Kara Ayers	163 (2008-09)
9.	Colleen Carbone	159 (2001-02)
10.	Chris Cunningham	158 (1993-94)
11.	Sarah Benedetti	157 (2011-12)
12.	Tiffany Hill	156 (2005-06)
13.	Tiffany Hill	155 (2006-07)
14.	Autumn Lau	155 (2010-11)
15.	Kara Ayers	154 (2006-07)

3-POINT FG % - CAREER

(Min. 10 3-Point Field Goals Made)

1.	Katie Fox	.357
2.	Sarah Benedetti	.352
3.	Jaymee Veney	.346
4.	Jasmin Robinson	.350
5.	Eilidh Simpson	.343
6.	Autumn Lau	.341
7.	Chris Cunningham	.338
8.	Erika Porter	.335
9.	Pam Curcio	.333
10.	Kia Nealy	.333
11.	Mary Miller	.331

INDIVIDUAL RECORDS

3-POINT FG % - CAREER (continued)

12.	Trisha Guli	.331
13.	Kim Weir	.331
14.	Maggie Steadley	.330
15.	Linda Warrington	.322
16.	Melissa Gialanella	.321
17.	Kiley Grabbe	.308
18.	Leah Fechko	.305
19.	Kara Ayers	.302
20.	Friederike Stenzel	.300

3-POINT FG % - SEASON

(Min. 15 3-point FG and .340 percentage)

1.	Katie Fox	.444 (2013-14)
2.	Angela Merlino	.434 (1998-99)
3.	Trisha Guli	.432 (1998-99)
4.	Kia Nealy	.426 (2001-02)
5.	Pam Curcio	.404 (1986-87)
6.	Sarah Benedetti	.393 (2012-13)
7.	Kim Weir	.393 (2002-03)
8.	Erika Porter	.389 (1994-95)
9.	Pam Curcio	.375 (1987-88)
10.	Kim Weir	.373 (2001-02)
11.	Maggie Steadley	.372 (2001-02)
12.	Kara Ayers	.371 (2005-06)
13.	Jaymee Veney	.370 (2012-13)
14.	Eilidh Simpson	.368 (2013-14)
15.	Sarah Benedetti	.362 (2013-14)
16.	Chris Cunningham	.360 (1994-95)
17.	Autumn Lau	.359 (2009-10)
18.	Jaymee Veney	.357 (2013-14)
19.	Leah Fechko	.349 (2013-14)
20.	Chris Cunningham	.345 (1991-92)

FREE THROWS MADE - CAREER

1.	Christine Taps	336
2.	Chris Cunningham	331
3.	Karen Erving	331
4.	Tiffany Hill	310
5.	Pam Curcio	289
6.	Kara Ayers	283
7.	Caitlin O'Malley	247
8.	Jasmin Robinson	245
9.	Sheila Hennessy	243
10.	Katja Bavendam	242
11.	Jazmine Rhodes	237
12.	Sharon McAdams	217
13.	Elaine Hunt	202
14.	Eilidh Simpson	177
15.	Mary Kawas	157
16.	Patricia Dolan	156
17.	Jaymee Veney	149
18.	Rosie Downing	142
19.	Margaret Flannery	141
20.	Leah Fechko	140
21.	Sarah Benedetti	113

22.	Autumn Lau	110
23.	Dayna Barksdale	104
24.	Jessica Kaufman	100

FREE THROWS MADE - SEASON

1.	Chris Cunningham	149 (1994-95)
2.	Christine Taps	138 (1997-98)
3.	Kara Ayers	137 (2008-09)
4.	Jazmine Rhodes	127 (1999-00)
5.	Karen Erving	124 (1990-91)
6.	Christine Taps	114 (1996-97)
7.	Karen Erving	109 (1988-89)
8.	Tiffany Hill	104 (2006-07)
9.	Tiffany Hill	99 (2007-08)
10.	Carolyn Harvey	98 (1998-99)
11.	Eilidh Simpson	95 (2013-14)
12.	Pam Curcio	92 (1987-88)
13.	Clare Guerriero	92 (1991-92)



Katie Fox owns the highest three-point field goal percentage in a single season at 44.4%.

INDIVIDUAL RECORDS

FREE THROWS MADE - SEASON (continued)

14.	Dayna Barksdale	91 (1987-88)
15.	Kara Ayers	90 (2006-07)
16.	Katja Bavendam	88 (2006-07)
17.	Patrice Erving	84 (1993-94)
18.	Jasmin Robinson	83 (2011-12)
19.	Chris Cunningham	83 (1993-94)
20.	Trisha Guli	82 (1998-99)
21.	Kim Bennett	81 (2004-05)
22.	Christine Taps	81 (1995-96)
23.	Patrice Erving	79 (1994-95)
24.	Margaret Flannery	77 (1985-86)
25.	Sheila Hennessy	76 (1993-94)

FT ATTEMPTED - CAREER (min 175)

1.	Karen Erving	539
2.	Christine Taps	530
3.	Tiffany Hill	422
4.	Chris Cunningham	413
5.	Katja Bavendam	389
6.	Pam Curcio	380
7.	Jasmine Robinson	376
8.	Janet McDade	362
9.	Sheila Hennessy	359
10.	Kara Ayers	358
11.	Sharon McAdams	347
12.	Jazmine Rhodes	336
13.	Kim Bennett	334
14.	Elaine Hunt	327
15.	Patricia Dolan	315
16.	Rosie Downing	262
17.	Trisha Guli	261
18.	Justine Paxhia	258
19.	Clare Guerriero	250
20.	Mary Kawas	243
21.	Colleen Carbone	224
22.	Erinn Siemer	224
23.	Caitlin O'Malley	217
24.	Candice Crusen	200
25.	Sandy Salerno	197
26.	Linda Warrington	191
27.	Brittany Porter	191
28.	Kim Weir	185
29.	Dot Guerriero	181
30.	Dorothy Murphy	175

FT ATTEMPTED - SEASON (min 100)

1.	Christine Taps	194 (1997-98)
2.	Christine Taps	194 (1996-97)
3.	Karen Erving	183 (1990-91)
4.	Karen Erving	181 (1988-89)
5.	Chris Cunningham	176 (1994-95)
6.	Jazmine Rhodes	174 (1999-00)
7.	Kara Ayers	162 (2008-09)
8.	Tiffany Hill	156 (2005-06)
9.	Katja Bavendam	153 (2006-07)
10.	Katja Bavendam	148 (2006-07)

11.	Christine Taps	137 (1995-96)
12.	Dayna Barksdale	137 (1987-88)
13.	Tiffany Hill	135 (2007-07)
14.	Jasmin Robinson	128 (2011-12)
15.	Carolyn Harvey	126 (1998-99)
16.	Tiffany Hill	125 (2006-07)
17.	Pam Curcio	118 (1987-88)
18.	Karen Abrams	117 (1986-87)
19.	Kara Ayers	116 (2006-07)
20.	Antoinette Saitta	115 (2001-02)
21.	Margaret Flannery	114 (1985-86)
22.	Eilidh Simpson	112 (2013-14)
23.	Margaret Flannery	112 (1984-85)
24.	Clare Guerriero	110 (1991-92)
25.	Erinn Siemer	109 (1996-97)
26.	Katja Bavendam	105 (2005-06)
27.	Elaine Hunt	104 (1984-95)



Kara Ayers is 6th all -time at St. Francis Brooklyn with 1,190 points.

INDIVIDUAL RECORDS

FT ATTEMPTED – SEASON (continued)

27.	Elaine Hunt	104 (1984-95)
28.	Shelia Hennessy	103 (1992-93)
29.	Jasmin Robinson	102 (2012-13)
30.	Kim Bennett	101 (2002-03)

FREE THROW % - CAREER (Minimum 75 Made and 70.0%)

1.	<i>Eilidh Simpson</i>	<i>.853</i>
2.	<i>Sarah Benedetti</i>	<i>.806</i>
3.	Chris Cunningham	.801
4.	Kara Ayers	.790
5.	Colleen Carbone	.787
6.	<i>Leah Fechko</i>	<i>.769</i>
7.	<i>Katie Fox</i>	<i>.769</i>
8.	Clare Guerriero	.768
9.	Mary Miller	.765
10.	Pam Curcio	.761
11.	Allison Packowski	.741
12.	Tiffany Hill	.735
13.	Autumn Lau	.728
14.	Margaret Murphy	.720
15.	Pam Curcio	.717
16.	<i>Jaymee Veney</i>	<i>.713</i>
17.	Carolyn Harvey	.706

FREE THROW % - SEASON (Min. 40 Free Throws Made and 70.0%)

1.	<i>Eilidh Simpson</i>	<i>.870 (2012-13)</i>
2.	Colleen Carbone	.859 (2002-03)
3.	<i>Eilidh Simpson</i>	<i>.848 (2013-14)</i>
4.	Chris Cunningham	.847 (1994-95)
5.	Kara Ayers	.846 (2008-09)
6.	Trisha Guli	.837 (1998-99)
7.	Clare Guerriero	.836 (1991-92)
8.	<i>Sarah Benedetti</i>	<i>.833 (2012-13)</i>
9.	Tiffany Hill	.832 (2006-07)
10.	Chris Cunningham	.830 (1993-94)
11.	<i>Sarah Benedetti</i>	<i>.824 (2013-14)</i>
12.	Colleen Carbone	.795 (2000-01)
13.	Patrice Erving	.790 (1994-95)
14.	<i>Leah Fechko</i>	<i>.788 (2013-14)</i>
15.	Caitlin O'Malley	.783 (2001-02)
16.	Pam Curcio	.780 (1987-88)
17.	Carolyn Harvey	.778 (1998-99)
18.	Allison Packowski	.778 (1991-92)
19.	Kara Ayers	.776 (2006-07)
20.	Linda Warrington	.773 (2006-07)
21.	Pam Curcio	.760 (1989-90)
22.	Pam Curcio	.760 (1986-87)
23.	Autumn Lau	.753 (2010-11)
24.	Chris Cunningham	.753 (1992-93)
25.	Tiffany Hill	.733 (2007-08)
26.	Jazmine Rhodes	.730 (1999-00)
27.	Angela Merlino	.730 (1999-00)
28.	Mary Kawas	.726 (1983-84)
29.	Sheila Hennessy	.719 (1992-93)
30.	<i>Jaymee Veney</i>	<i>.714 (2013-14)</i>

ASSISTS – CAREER (min 250)

1.	Sandy Salerno	589
2.	Janet McDade	546
3.	Sharon McAdams	461
4.	Chris Cunningham	457
5.	Kristen Miah	431
6.	Mary Kawas	418
7.	Pam Curcio	301
8.	Trisha Guli	295
9.	<i>Katie Fox</i>	<i>283</i>
10.	Angela Merlino	282



Senior Eilidh Simpson is the program's all-time leader in free-throw percentage, for a career and single season.

INDIVIDUAL RECORDS

ASSISTS - SEASON

1.	Sandy Salerno	192 (1990-91)
2.	Sharon McAdams	168 (1980-81)
3.	Sandy Salerno	159 (1988-89)
4.	Sandy Salerno	155 (1989-90)
5.	Pam Curcio	154 (1986-87)
6.	Kristen Miah	146 (2006-07)
7.	Mary Kawas	133 (1984-85)
8.	Kristen Miah	131 (2008-09)
9.	Mary Kawas	126 (1985-86)
10.	Janet McDade	123 (1976-77)
11.	Chris Cunningham	122 (1994-95)
12.	Chris Cunningham	121 (1991-92)
13.	Trisha Guli	120 (1998-99)
14.	Chris Cunningham	118 (1993-94)
15.	Trisha Guli	105 (1997-98)
16.	Kristen Miah	100 (2005-06)

BLOCKS - CAREER

1.	Katja Bavendam	236
2.	Elaine Hunt	113
3.	Patricia Dolan	95
4.	Carolyn Harvey	92
5.	Kiley Grabbe	75
6.	Kendra Williams	63
7.	Kim Bennett	62
8.	Chris Cunningham	61
9.	Kim Snauwaert	59
10.	Jessica Villaplana	57
11.	Rosie Downing	54
12.	Candice Crusen	44
13.	Jazmine Rhodes	42
14.	Kim Weir	41
15.	Eileen Long	36
16.	Jessica Kaufman	30
17.	Sarah Benedetti	29
18.	Samantha Fisher	27
19.	Karen Erving	26
20.	Bara Galandakova	26
21.	Autumn Lau	26
22.	Stephanie Hughes	20

BLOCKED SHOTS - SEASON

1.	Katja Bavendam	93 (2006-07)
2.	Katja Bavendam	69 (2005-06)
3.	Katja Bavendam	52 (2007-08)
4.	Carolyn Harvey	48 (1997-98)
5.	Elaine Hunt	44 (1983-84)
6.	Jessica Villaplana	43 (1992-93)
7.	Patricia Dolan	39 (1984-85)
8.	Kim Snauwaert	35 (2009-10)
9.	Elaine Hunt	34 (1986-87)
10.	Kiley Grabbe	33 (2013-14)
11.	Carolyn Harvey	33 (1998-99)
12.	Kendra Williams	33 (2008-09)
13.	Rosie Downing	27 (1983-84)
14.	Kiley Grabbe	18 (2010-11)

STEALS - CAREER

1.	Sharon McAdams	354
2.	Sandy Salerno	294
3.	Janet McDade	221
4.	Chris Cunningham	213
5.	Mary Kawas	193
6.	Sheila Hennessy	173
7.	Karen Erving	172
8.	Christine Taps	160
9.	Pam Curcio	158
10.	Kristen Miah	156
11.	Pam Curcio	154

STEALS - SEASON

1.	Sharon McAdams	156 (1980-81)
2.	Janet McDade	149 (1977-78)
3.	Sharon McAdams	140 (1977-78)
4.	Sharon McAdams	140 (1977-78)
5.	Clare Kennedy	118 (1980-81)
6.	Karen Abrams	87 (1986-87)
7.	Sandy Salerno	81 (1989-90)
8.	Sandy Salerno	76 (1988-89)
9.	Janet McDade	72 (1976-77)
10.	Sandy Salerno	70 (1990-91)
11.	Dot Guerriero	68 (1996-97)

Bold- Active Players



At 6-10, Katja Bavendam is the all-time career leader in block shots (236) and holds the first three spots for blocks in a season (93, 69, 52).