

# 2014-2015 St. Francis Brooklyn Basketball

## 2013-2014 SCHEDULE

November 15	@ Georgetown	L, 83-62
<b>November 19</b>	<b>Army</b>	<b>L, 74-71</b>
November 23	@ Rutgers	L, 76-73
November 25	@ La Salle	L, 73-60
November 28	vs. Norfolk State ^	L, 72-70 OT
November 29	vs. Tenn. St. ^	W, 59-57
December 6	@ Liberty	W, 65-54
December 9	@ NJIT	L, 68-66
<b>December 13</b>	<b>Mount St. Vincent</b>	<b>W, 90-72</b>
<b>December 17</b>	<b>Delaware State</b>	<b>L, 72-64</b>
<b>December 20</b>	<b>Florida Atlantic</b>	<b>W, 61-56</b>
December 23	@ Monmouth	W, 71-46
December 30	<b>Columbia</b>	W, 72-64
January 3	@ Sacred Heart	3:30 p.m.
<b>January 5</b>	<b>Bryant</b>	<b>4:00 p.m.</b>
January 8	@ Fairleigh Dickinson	7:00 p.m.
January 10	@ Mount St. Mary's	2:00 p.m.
January 16	@ Robert Morris	9:00 p.m.
January 18	@ Saint Francis U.	2:00 p.m.
<b>January 21</b>	<b>Central Conn. State %</b>	<b>9:30 p.m.</b>
<b>January 24</b>	<b>Robert Morris</b>	<b>4:00 p.m.</b>
<b>January 29</b>	<b>Mount St. Mary's</b>	<b>7:00 p.m.</b>
<b>January 31</b>	<b>LIU Brooklyn</b>	<b>4:00 p.m.</b>
February 5	@ Central Conn. State	7:00 p.m.
February 7	@ Wagner	4:00 p.m.
<b>February 12</b>	<b>Wagner</b>	<b>7:00 p.m.</b>
<b>February 14</b>	<b>Sacred Heart</b>	<b>4:00 p.m.</b>
<b>February 19</b>	<b>Fairleigh Dickinson</b>	<b>7:00 p.m.</b>
<b>February 21</b>	<b>Saint Francis U.</b>	<b>4:00 p.m.</b>
February 26	@ LIU Brooklyn	7:00 p.m.
February 28	@ Bryant	4:00 p.m.

^ games to be played at Saint Peter's  
% game to be played at Madison Square Garden



### St. Francis Brooklyn Terriers

6-7 (0-0 Northeast Conference)

@

### Sacred Heart Pioneers

6-7 (0-0 Northeast Conference)

Saturday, January 3rd, 3:30 p.m.  
Fairfield, Connecticut

### Today's Contest:

After starting the season 0-5, St. Francis Brooklyn has won three straight and six of their last eight contests to climb within a game of .500...The Terriers have won three straight games against the Pioneers and lead the all-time series by a 17-9 margin. St. Francis Brooklyn has won four straight Northeast Conference season-openers.

### Cannon Climbing The Charts

St. Francis Brooklyn senior forward Jalen Cannon, who earned his second NEC Player of the Week Award this past Monday, continues his rapid ascent up the NEC career rebound chart, leapfrogging perhaps the greatest player in league history and six other all-timers to jump from 20th to 12th on the list. With 917 boards in his three-plus years, Cannon first passed Marist's Rik Smits (811), an NEC Hall of Famer who enjoyed a 12-year NBA career with the Indiana Pacers. He also surpassed a pair of former rivals in LIU's Julian Boyd (843) and CCSU's Ken Horton (842). He needs just six caroms today to move into the Top-10 in NEC history. Cannon has racked up 1,342 career points as he enters play this week and is the second leading active NEC scorer and top rebounder. The Allentown, PA native hopes to become just the second player in NEC history to finish with 1,500 points and 1,000 rebounds in his career, joining Quinnipiac's Justin Ruttly (1,521/1,032 from 2007-11). Cannon, who has five straight "double-doubles," also became the Terriers all-time leader in made free-throws in the win at Monmouth (12/23/14).

### Jones Closing In On Milestones

Brent Jones needs just 10 assists to become only the second Terrier in history to score 500 points and handout 500 assists (Greg Nunn, 1997-2001). He needs 45 more helpers to become the school's all-time leader. He also needs 171 points and 10 assists to become the first Terrier to score 1,000 points and handout 500 assists. Additionally, Jones is 25th all-time in the NEC in assists (490).

## PROBABLE STARTERS

Pos.	Player	MPG	PPG	RPG	APG	Quick Player Notes
G	#1 Brent Jones	34.1	13.8	3.5	4.5	Leads the NEC with 32 steals. Has scored in double-figures in 12-of-13 contests....Is 2nd all-time in assists at SFBK
G	#0 Tyreek Jewell	27.5	8.7	4.1	1.1	Scored a career-high 14 pts at NJIT (12/9/14)
G	#4 Gunnar Olafsson	14.5	2.0	1.3	0.2	Hit a pair of treys at Rutgers for first collegiate field goals.
F	#5 Jalen Cannon	32.8	14.3	9.6	1.2	8 "double-doubles" leads NEC...Leads NEC in rebounding (2nd active in NCAA with 917)
F	#15 Chris Hooper	13.6	4.2	3.9	0.8	Scored 9 points and added 10 boards in the victory versus Florida Atlantic

## BENCH

Pos.	Player	MPG	PPG	RPG	APG	Quick Player Notes
F	#23 Lowell Ulmer	10.8	2.1	1.7	0.6	Scored a season-high 10 points and grabbed 5 boards versus Delaware State
G	#10 Glenn Sanabria	19.8	5.7	1.7	2.0	Established career-high's in points (15), assists (6), steals (3), and minutes (30) vs. MSV
F-C	#32 Amdy Fall	23.1	6.0	5.4	0.6	Recorded "double-double" of 14 points and 10 rebounds (career-high) at Liberty (12/6)
F	#34 Kevin Douglas	24.5	8.8	5.2	0.7	Scored a season-high 15 points and added 7 boards at Rutgers (11/23). 3rd in NEC in FG %
G	#2 Yunus Hopkinson	10.9	3.1	0.9	0.8	Scored a career-high 11 points at Saint Francis U (2/20/14) last season.
F	#3 Antonio Jenifer	13.9	6.1	3.9	0.5	is 10-for-23 from behind the arc (.435)
F	#14 Jon Doss	Has not seen action this season				
G	#31 Edon Molic	2.0	1.5	0.0	0.0	Walk-On hit a trey in the victory at Monmouth



# 2014-2015 St. Francis Brooklyn Basketball

## COLLEGE INFORMATION

<b>Location</b>	Brooklyn Heights, NY
<b>Founded</b>	1859
<b>President</b>	Brendan J. Dugan '68
<b>Enrollment</b>	2,300
<b>Nickname</b>	Terriers
<b>Colors</b>	Red & Royal
<b>Affiliation</b>	NCAA Division I
<b>Conference</b>	Northeast
<b>Home Court (Capacity)</b>	Pope PE Center (1,200)

<b>School Website</b>	www.sfc.edu
<b>Athletics Website</b>	www.SFCathletics.com
<b>Twitter</b>	@SFBKTerriers
<b>Facebook</b>	SFCTerriers

## COACHING STAFF

<b>Head Coach</b>	Glenn Braica
<b>Overall Record at St. Francis</b>	66-69 (5th season)
<b>Overall Career Record</b>	Same
<b>Assistant Coaches</b>	Clive Bentick Ron Ganulin Jamaal Womack
<b>Men's Basketball Phone</b>	(718) 489-5441

## TEAM INFORMATION

<b>Final 2013-14 Record</b>	18-14
<b>Final 2013-14 NEC Record</b>	9-7
<b>Final Northeast Conf. Place</b>	5th
<b>Letterwinners Ret/Lost</b>	6/7
<b>Starters Returning/Lost</b>	3/2

## Top Returners:

Jalen Cannon	14.7 ppg., 8.8 rpg.
Brent Jones	7.5 ppg., 6.0 apg.
Amyd Fall	5.2 ppg., 3.9 rpg., 1.7 bpg.

## Key Players Lost

Ben Mockford	12.0 ppg., 87 3-pointers
Wayne Martin	7.0 ppg., 4.9 rpg.

## ATHLETIC COMMUNICATIONS OFFICE

### David Gansell

Director of Athletic Communications  
Men's Basketball Contact  
180 Remsen Street  
Brooklyn Heights, NY 11201  
Office: (718) 489-5369  
Press Row: (718) 489-5412  
Fax: (718) 797-2140  
Cell: (718) 930-4237  
Email: dgansell@sfc.edu  
Twitter: @SFBK\_DG




## TERRIER FIRST; ST. FRANCIS BROOKLYN TOPS NEC PRE-SEASON COACHES POLL

For the first time in the history of the St. Francis Brooklyn men's basketball program, the Terriers will enter a season with the bullseye on their back. Named the preseason 2014-15 NEC favorite by league head coaches, St. Francis Brooklyn will look to bookend its year with another, more meaningful first: the program's first-ever NEC Tournament championship.

The announcement of the annual preseason poll was made Tuesday morning during NEC Basketball "Social" Media Day at Barclays Center in Brooklyn. St. Francis Brooklyn claimed six first place votes to finish ahead of Central Connecticut, which earned three first place nods.

Perennial contender Robert Morris was chosen third in the poll, followed by western Pennsylvania counterpart Saint Francis U in fourth. The Red Flash were awarded one first place vote. Defending NEC Tournament champion Mount St. Mary's was picked fifth, followed by Bryant in sixth and Wagner in the seventh spot. LIU Brooklyn, Fairleigh Dickinson and Sacred Heart occupied spots eight through ten.

Conducted annually, NEC coaches have only managed to correctly forecast the eventual league champion two times in the last 15 years. Over the last 27 years, the coaches have proven inaccurate on 23 occasions or 85 percent of the time.







## ABOUT THE COLLEGE

St. Francis College, often referred to as St. Francis or SFC, is a private, coeducational college located in Brooklyn Heights, New York, in the United States. The campus comprises five interconnected buildings, occupying half of a city block in Downtown Brooklyn. It was founded in 1859 by friars of the Order of Servants Franciscans, a Franciscan order, as the St. Francis Academy and was the first private school in the Roman Catholic Diocese of Brooklyn. St. Francis College began as a parochial all-boys academy in the City of Brooklyn and has transformed into a small liberal arts college that has 19 academic departments which offer 72 majors and minors.

St. Francis College is a predominantly undergraduate institution, yet does have graduate programs in accounting, project management and psychology. St. Francis has been ranked nationally and regionally by Forbes magazine, Washington Monthly and U.S. News and World Report as one of the top baccalaureate colleges. St. Francis is set in an urban environment and is considered a commuter college. As of 2013, there are 2,900 undergraduates (10% part-time) and 66 graduates (45% part-time). The student to faculty ratio is 18:1 and 43.6% of classes have 20 or fewer students. The 2,900 students that attend St. Francis College come from over 80 countries. St. Francis College has been ranked by the New York Times and Forbes as one of the more diverse colleges in the United States.

SFC has 19 athletic teams that compete in Division I of the NCAA. SFC's teams participate in the Northeast Conference, with the exception of the men's and women's water polo teams which compete in the CWPA and the MAAC, respectively.

The St. Francis College men's basketball team, founded in 1896, is the oldest collegiate program

in New York City. In the Terrier's 117 year history, they have won 5 regular season championships and have had 3 NIT bids. The Terriers had their best season in 1955-56 under Daniel Lynch posting a record of 21-4 and reaching the NIT semi-finals. Then during Ron Ganulin's tenure as head coach, in the late 1990s and early 2000s, the team recaptured momentum and was one of the better teams in the NEC; from 1998 through 2004, St. Francis posted a 78-36 conference record. At the time Ganulin's assistant was Glenn Braica, who is the current head coach as of 2010. Braica was most recently an assistant under Norm Roberts at St. John's University.





### Cannon Continues His Rapid Ascent

St. Francis Brooklyn senior forward Jalen Cannon continues his rapid ascent up the NEC career rebound chart, leapfrogging perhaps the greatest player in league history and six other all-timers to jump from 20th to 12th on the list. With 917 boards in his three-plus years, Cannon first passed Marist's Rik Smits (811), an NEC Hall of Famer who enjoyed a 12-year NBA career with the Indiana Pacers. He also surpassed a pair of former rivals in LIU's Julian Boyd (843) and CCSU's Ken Horton (842). Cannon has racked up 1,342 career points as he enters play this week and is the leading active scorer in the NEC. The Allentown, PA native hopes to become just the second player in NEC history to finish with 1,500 points and 1,000 rebounds in his career, joining Quinnipiac's Justin Rutty (1,521/1,032 from 2007-11). Cannon became the Terriers all-time leader in made free-throws in the recent victory at Monmouth.

### Building Blocks

The Terriers are averaging a league-high 4.5 blocks per game this season (83rd in the NCAA). Junior Amdy Fall leads the way with 20 rejections despite having missed six contests. SR forward Kevin Douglas recorded a career-high five blocks against Norfolk State (11/28/14) and Cannon swatted a career-best five shots versus Mount Saint Vincent (12/13/14). Cannon has 17 rejections on the season which already ties his career-high.

### Stuffing the Stat Sheet

Senior point guard Brent Jones ranks among the NEC's top-ten in five different categories this season. Jones leads the circuit in steals (2.46 pg.) and is second in assists (4.46). The Brooklyn native also ranks 3rd in minutes played (34.1 pg.), 8th in assists/turnover ratio (1.29), and eighth in scoring (13.8 pg.). He now stands second all-time with 490 handouts at St. Francis Brooklyn and needs 45 more to become the school's all-time leader. Jones needs 10 assists to become just the 2nd Terrier to join the 500 Point and 500 Assist Club (Greg Nunn, 1997-01). He also needs 171 points and 10 assists to become the first Terrier to score 1,000 points and handout 500 assists.

### Sanabria Providing A Spark

Freshman point guard Glenn Sanabria has averaged 7.3 points and 24.0 minutes per game over the Terriers last seven contests after playing sparingly early in the season. The Staten Island native poured in a career-high 15 points in the victory against Mount Saint Vincent and also handed out six assists and recorded three steals. Sanabria followed that up with 10 points against Delaware State. He recorded eight points and four helpers at Monmouth (12/23/14) and followed that up with 13 points versus Columbia (12/30/14).

### Turning Around A Tough Start

It was a difficult start for the NEC preseason favorites as the team played eight of their first 12 contests away from Brooklyn Heights and opened the season with five

straight losses. The Terriers also dropped four contests that came down to the wire. The Terriers are just 1-4 in games that have been decided by three points or less. But the Red & Blue are 6-2 over their past eight contests and hope to get to the .500 mark with a victory today.

### Dominating the Boards

St. Francis Brooklyn has out-rebounded their opponent in 10 of 13 games this season and are an NEC-high +7.0 for the season on average. In addition, they are tied for 33rd place in the country in the category. Over the last five contests, the Terriers have won the statistical battle by an astonishing average of 14.2 caroms per night. The Terriers have been sensational on the offensive glass, out-boarding their opponents by a 202-112 margin this season... SFBK has recorded 20 or more offensive caroms in three different contests (Georgetown, Liberty, Delaware State).. Cannon leads the NEC in the category (9.6 rpg, 24th in NCAA) and Douglas is averaging a career-best 5.2 caroms per game.

### Odd's & Ends

St. Francis Brooklyn shot a season-high 48 percent (11-of-23) in their victory at Monmouth (12/23/14)...The was just three days after the Terriers went 1-fo-5 from 3-point territory against FAU. The last time the Terriers made just one trifecta in a game was on 11/21/10 versus Howard. The five attempts were their fewest under coach Braica and the fewest in the NEC thus far this season...The Terriers are attempting 19.1 treys per contests...The Terriers had been 0-6 when trailing at the half before defeating FAU

### St. Francis Brooklyn Statistical Ranking Highlights

Team	NEC	NCAA	
Scoring Offense (68.0 ppg.)	2nd	178	
Scoring Defense (66.7 ppg.)	2nd	196	
Scoring Margin (+1.3)	2nd	203	
Offensive Rebounds (15.54)	1st	6th	
Defensive Rebounds	3rd	164	
Rebounding Margin (+7.0)	1st	T-33rd	
Blocked Shots Per Game (4.46)	1st	83rd	
Steals (7.77)	3rd	75th	
Individual Players	NEC	NCAA	NCAA Active
Jalen Cannon (9.6 rpg.)	1st	24th	7th (8.7 pg.)
Jalen Cannon (125 total rebounds)	1st	NA	2nd (917)
Jalen Cannon (4.00 offensive rebounds pg.)	1st	T-9	
Jalen Cannon (8 double-doubles)	1st	T-5th	3rd (35)
Brent Jones (2.46 steals pg.)	1st	T-16th	



**2014-15 St.Francis Brooklyn Basketball**  
**St. Francis Brooklyn Combined Team Statistics (as of Dec 30, 2014)**  
**All games**

<b>RECORD:</b>	<b>OVERALL</b>	<b>HOME</b>	<b>AWAY</b>	<b>NEUTRAL</b>
ALL GAMES	6-7	3-2	2-4	1-1
CONFERENCE	0-0	0-0	0-0	0-0
NON-CONFERENCE	6-7	3-2	2-4	1-1

#	Player	gp-gs	min	avg	Total		3-Point		F-Throw		Rebounds				pf	dq	a	to	blk	stl	pts	avg
					fg-fga	fg%	3fg-fga	3fg%	ft-fa	ft%	off	def	tot	avg								
05	CANNON, Jalen	13-13	427	32.8	69-141	.489	6-22	.273	42-59	.712	52	73	125	9.6	23	1	16	23	17	14	186	14.3
01	JONES, Brent	13-13	443	34.1	65-157	.414	17-47	.362	33-46	.717	10	35	45	3.5	17	0	58	45	0	32	180	13.8
34	DOUGLAS, Kevin	10-10	245	24.5	32-68	.471	9-27	.333	15-21	.714	16	36	52	5.2	30	2	7	22	7	3	88	8.8
00	JEWELL, Tyreek	13-12	358	27.5	40-131	.305	8-55	.145	25-35	.714	18	35	53	4.1	23	0	14	18	2	12	113	8.7
03	JENIFER, Antonio	13-0	181	13.9	28-73	.384	10-23	.435	13-23	.565	19	32	51	3.9	24	0	6	11	3	6	79	6.1
32	FALL, Amdy	7-5	162	23.1	11-28	.393	0-0	.000	20-30	.667	18	20	38	5.4	22	0	4	8	20	7	42	6.0
10	SANABRIA, Glenn	9-0	178	19.8	14-30	.467	8-19	.421	15-18	.833	7	8	15	1.7	13	0	18	11	1	7	51	5.7
15	HOOPER, Chris	13-8	177	13.6	20-47	.426	0-0	.000	15-26	.577	23	28	51	3.9	27	1	11	14	4	8	55	4.2
02	HOPKINSON, Yunus	11-0	120	10.9	12-42	.286	5-23	.217	5-6	.833	2	8	10	0.9	12	0	9	12	0	3	34	3.1
23	ULMER, Lowell	13-0	141	10.8	7-27	.259	0-3	.000	13-19	.684	11	11	22	1.7	29	1	8	6	2	6	27	2.1
04	OLAFSSON, Gunnar	13-4	189	14.5	8-31	.258	7-29	.241	3-4	.750	4	13	17	1.3	18	0	2	8	2	3	26	2.0
30	MOLIC, Edon	2-0	4	2.0	1-2	.500	1-2	.500	0-0	.000	0	0	0	0.0	1	0	0	0	0	0	3	1.5
Team											22	16	38					4				
Total.....		13	2625		307-777	.395	71-250	.284	199-287	.693	202	315	517	39.8	239	5	153	182	58	101	884	68.0
Opponents.....		13	2625		313-695	.450	66-176	.375	175-261	.670	112	314	426	32.8	250	-	161	183	44	79	867	66.7

TEAM STATISTICS	SFBK	OPP	Date	Opponent	Score	Att.
SCORING	884	867	11/15/14	at Georgetown	L 62-83	7854
Points per game	68.0	66.7	11/19/14	ARMY	L 71-74	768
Scoring margin	+1.3	-	11/23/14	at Rutgers	L 73-76	4117
FIELD GOALS-ATT	307-777	313-695	11/25/14	at La Salle	L 60-73	1239
Field goal pct	.395	.450	11/28/14	vs Norfolk State	Lot 70-72	0
3 POINT FG-ATT	71-250	66-176	11/29/14	vs Tennessee State	W 59-57	0
3-point FG pct	.284	.375	12-06-14	at Liberty	W 65-54	1025
3-pt FG made per game	5.5	5.1	12/09/14	at NJIT	L 66-68	1372
FREE THROWS-ATT	199-287	175-261	12/13/14	CMSV-M	W 90-72	535
Free throw pct	.693	.670	12/17/14	DELAWARE STATE	L 64-72	535
F-Throws made per game	15.3	13.5	12/20/14	FAU	W 61-56	503
REBOUNDS	517	426	12/23/14	at Monmouth	W 71-46	985
Rebounds per game	39.8	32.8	12/30/14	COLUMBIA	W 72-64	905
Rebounding margin	+7.0	-	* - Conference game			
ASSISTS	153	161				
Assists per game	11.8	12.4				
TURNOVERS	182	183				
Turnovers per game	14.0	14.1				
Turnover margin	+0.1	-				
Assist/turnover ratio	0.8	0.9				
STEALS	101	79				
Steals per game	7.8	6.1				
BLOCKS	58	44				
Blocks per game	4.5	3.4				
ATTENDANCE	3246	16592				
Home games-Avg/Game	5-649	6-2765				
Neutral site-Avg/Game	-	2-0				

Score by Periods	1st	2nd	OT	Totals
St. Francis Brooklyn	399	476	9	884
Opponents	412	444	11	867





## Numerical Roster

No.	Name	Pos.	Yr.	Ht.	Wt.	Hometown/High School/Last School
0	Tyreek Jewell	G/F	JR	6-1	180	Brooklyn, NY/Leadership & Public Service (Jamestown C.C.)
1	Brent Jones	G	SR	5-10	170	Brooklyn, NY/Bedford Acad.
2	Yunus Hopkinson	G	SO	5-10	175	New York, NY / Lee Acad. (Lee, Maine)
3	Antonio Jenifer	F	JR	6-7	215	Hillcrest, MD/Potomac, H.S. (Hagerstown C.C.)
4	Gunnar Olaffson	G/F	FR	6-3	195	Reykjavik, Iceland
5	Jalen Cannon	F	SR	6-6	235	Allentown, PA/William Allen
10	Glenn Sanabria	G	FR	5-11	180	Staten Island, NY/St. Peter's
13	Keon Williams	F	FR	6-4	175	Elizabethtown, KY/John Hardin
14	Jon Doss	F	JR	6-4	170	Chicago, Ill./Hope Acad. (Eastern Wyoming C.C.)
15	Chris Hooper	F	JR	6-6	230	New York, NY/Satellite Acad. (Odessa C.C.)
23	Lowell Ulmer	F	SR	6-5	225	Staten Island, NY/McKee-Staten Island Tech
30	Edon Molic	G	JR	6-3	180	Brooklyn, NY/ St. Anthony's (N.J.)
32	Amdy Fall	F	JR	6-7	220	New York, NY / Wings Acad.
34	Kevin Douglas	F	SR	6-5	220	Bronx, NY/Frederick Douglass Acad.

### Coaching Staff

Glenn Braica (5th Year Head Coach) - Queens College '89

Clive Bentick (8th Year Assistant Coach) - Canisius College '01

Ron Ganulin (2nd Year Assistant Coach)-LIU-Brooklyn '68

Jamaal Womack (2nd Year Assistant Coach)-St. Francis Brooklyn '09

### Pronunciations

2	You-niss Hopkinson
4	Gunner Oh-luff-son
5	Jay-lynn Cannon
10	Glenn Sa-Knob-Ria
23	Low-el
31	E-Don Molick
32	Amm-dee

### Coaches

Glenn Brike-uh



## Media Roster



**#0 Tyreek Jewell**  
JR, G/F, 6-1, 180  
Brooklyn, NY  
Leadership & Public Service



**#1 Brent Jones**  
SR, G, 5-10, 170  
Brooklyn, NY  
Bedford Academy



**#2 Yunus Hopkinson**  
SO, G, 5-10, 175  
New York, NY  
Lee Acd. (Lee, Maine)



**#3 Antonio Jenifer**  
JR, F, 6-7, 215  
Hillcrest, Md.  
Potomac



**#4 Gunnar Olafsson**  
FR, G/F, 6-3, 195  
Reykjavik, Iceland



**#5 Jalen Cannon**  
SR, F, 6-6, 235  
Allentown, PA  
William Allen



**#10 Glenn Sanabria**  
FR, G, 5-11, 180  
Staten Island, NY  
St. Peter's



**#13 Keon Williams**  
FR, F, 6-4, 175  
Elizabethtown, KY  
John Hardin



**#14 Jon Doss**  
JR, F, 6-4, 170  
Chicago, Ill.  
Hope Academy



**#15 Chris Hooper**  
JR, F, 6-6, 230  
New York, NY  
Satellite Academy



**#23 Lowell Ulmer**  
SR, F, 6-5, 225  
Staten Island, NY  
McKee-Staten Island Tech



**#30 Edon Molic**  
JR, G, 6-3, 180  
Brooklyn, NY  
St. Anthony's (NJ)



**#32 Amdy Fall**  
JR, F, 6-7, 220  
New York, NY  
Wings Academy



**#34 Kevin Douglas**  
SR, F, 6-5, 220  
Bronx, NY  
Frederick Douglass



**Head Coach**  
Glenn Braica  
Fifth Season



## Game 1: Georgetown 83, SFBK 62.

Washington, D.C. - - Senior guard Brent Jones paced the Terriers with 13 points and added six assists and four steals. Junior forward Antonio Jenifer came off the bench to contribute 11 points while senior forward Jalen Cannon added 10 points. Junior forward Amdy Fall paced all players with four rejections.

The Terriers were within striking distance at halftime as they trailed just 37-31 after a late spurt in the closing minutes. After falling behind 10-2 to open the contest, St. Francis Brooklyn went on a 12-4 run to knot the score at 14 a piece with 11:32 remaining in the stanza. Junior forward Chris Hooper corralled classmate Antonio Jenifer's missed layup attempt and scored the equalizer to cap the stretch.

### Official Basketball Box Score -- Game Totals -- Final Statistics SFBK vs Georgetown 11/15/14 NOON at Verizon Center, Washington, D.C.

SFBB 62 0-1											
#	Player	Total	3-Ptr	Rebounds			PF		A TO Blk Stl		Min
		FG-FGA	FG-FGA	FT-FTA	Off	Def	Total	PF	TP	A TO Blk Stl	Min
01	CANNON, Jalen	4-12	1-3	1-3	4	1	5	2	10	2 2 2 0	24
32	FALL, Amdy	1-5	0-0	0-0	2	2	4	3	2	1 0 4 0	27
34	DOUGLAS, Kevin	1-5	1-1	0-1	3	5	8	1	5	0 4 0 0	21
08	JEWELL, Tyreek	2-11	0-5	2-2	0	3	3	2	6	1 0 0 1	31
01	JONES, Brent	0-4	2-3	3-4	2	2	3	3	13	6 8 0 4	34
02	HOPKINSON, Yunus	3-6	1-1	0-0	1	2	3	1	7	0 1 0 0	11
03	JENIFER, Antonio	4-9	1-2	2-4	2	3	5	2	11	1 2 0 0	15
04	OLAFSSON, Gunnar	0-4	0-4	1-2	0	0	2	2	1	0 0 1 1	18
10	SANABRIA, Glenn	0-0	0-0	0-0	1	0	1	1	0	1 0 0 0	2
15	HOOPER, Chris	3-7	0-0	1-1	4	1	5	2	7	0 0 1 0	13
23	ULMER, Lowell	0-4	0-0	0-0	1	0	1	2	0	0 0 0 0	4
Team		3-2	2	2	0	0	2	0	0	0 0 0 0	0
Totals		23-71	6-19	10-17	22	23	45	21	62	12 17 7 6	200
FG % 1st Half: 11-32 34.4%		2nd half: 12-39 30.8%		Game: 23-71 32.4%						Deadball Rebounds 2	
3FG % 1st Half: 2-8 25.0%		2nd half: 4-11 36.4%		Game: 6-19 31.6%							
FT % 1st Half: 7-12 58.3%		2nd half: 3-5 60.0%		Game: 10-17 58.8%							

### Georgetown 83 • 1-0

#	Player	FG	3-PT	Rebounds			PF	TP	A	To	Blk	Stl	Min
		Total	Total	FT	Off	Def	Total	Total	Total	Total	Total	Total	Total
00	PEAK, L.J.	9-9	1-1	4-8	0	2	2	23	3	1	0	1	26
01	HOPKINS, Mikael	1-3	0-0	2-4	1	9	10	3	2	2	3	0	26
24	SMITH, Joshua	4-8	0-0	0-2	2	0	2	4	10	1	1	1	19
04	SMITH-RIVERA, D.	2-8	0-3	4-4	3	1	8	9	0	6	1	0	30
05	TRAWICK, Jabril	5-8	0-0	1-1	0	5	5	3	11	2	0	1	23
01	CAMPBELL, Tre	4-2	1-3	2-2	0	1	1	7	0	1	0	1	15
09	CAMERON, Nequele	0-2	0-2	0-0	0	1	1	0	0	0	0	0	5
11	COPELAND, Isaac	2-4	0-0	2-2	1	0	1	6	1	1	0	1	17
12	ALLEN, David	0-0	0-0	0-0	0	0	0	0	0	0	0	0	3
13	WHITE, Paul	3-7	0-0	0-0	0	2	2	0	6	1	0	1	18
21	WILLIAMS, Ryan	0-0	0-0	2-2	1	0	1	0	2	0	0	0	1
23	BOWEN, Aaron	4-9	0-1	0-0	0	2	2	1	8	2	0	0	11
03	MOURNING, Trey	0-1	0-0	0-0	0	0	0	0	0	0	0	0	1
42	HAYES, Bradley	0-0	0-0	0-0	1	1	2	0	0	0	0	0	5
	Team	0-0	0-0	0-0	2	0	0	0	0	0	0	0	0
Totals		32-61	2-10	17-25	9	31	40	16	83	19	10	6	200
FG % 1st Half: 13-31 41.9%		2nd half: 19-30 63.3%		Game: 32-61 52.5%		Deadball							
3FG % 1st Half: 1-5 20.0%		2nd half: 1-5 20.0%		Game: 2-10 20.0%		Rebounds 5							
FT % 1st Half: 10-15 66.7%		2nd half: 7-10 70.0%		Game: 17-25 68.0%									

Officials: Pat Driscoll (R), Mike Roberts, Lamar Simpson  
Technical fouls: SFBK-None, Georgetown-TRAWICK, Jabril.  
Attendance: 7854

Score by periods	1st	2nd	Total
SFBK	31	31	62
Georgetown	37	46	83

## Game 2: Army 74, SFBK 71

Brooklyn Heights, NY - - Senior Jalen Cannon paced the hosts with 15 points and 10 rebounds while senior Kevin Douglas (12 points), junior Antonio Jenifer (12 points, 8 rebounds), and senior Brent Jones (10 points, 6 assists, 4 steals) were also in double-figures.

St. Francis Brooklyn trailed 72-60 with 4:09 remaining but scored 10 straight points to close within 72-70 with 2:38 left in the contest. The Terriers eventually worked the ball to Jones, who had a good look from the right wing to send the game into overtime, but his shot with four ticks remaining was slightly off to the left and the clock ran out.

### Official Basketball Box Score -- Game Totals -- Final Statistics ARMY vs St. Francis Brooklyn 11/19/14 7:00 p.m. at Brooklyn Heights, NY

ARMY 74 • 3 • 0													
#	Player	Total FG-FGA	3-Ptr FG-FGA	Rebounds FT-FTA	Off	Def	TP	PF	A	To	Blk	Stl	Min
32	Plomb, Tanner	7-13	1-3	2-3	3	4	7	2	17	3	1	0	26
23	Toomey, Larry	2-4	0-0	0-0	1	3	4	1	4	1	4	0	23
11	Ferguson, Kevin	6-7	0-0	3-4	0	1	1	4	15	2	1	1	26
11	Cox, Dylan	3-4	0-1	0-1	0	4	4	1	6	5	6	1	29
21	Wilson, Kyle	6-19	3-10	3-4	0	5	5	2	18	1	2	0	25
00	Lenox, Maxwell	3-8	1-2	0-1	0	2	2	1	7	1	1	0	14
02	Williams, Mo	1-2	0-1	0-0	0	0	0	0	2	1	0	0	17
25	Morrison, Luke	0-4	0-4	0-0	0	0	0	2	0	1	1	0	12
43	Rollo, Travis	0-0	0-0	1-2	0	0	0	2	1	0	0	0	12
55	Omid, Tanner	2-7	0-2	0-0	2	5	7	4	4	2	0	3	16
Team		1-2		1		0		0		0		0	
Totals		30-68	5-23	9-15	10	25	35	19	74	17	16	4	122
FG % 1st half:		13-32	40.6%	2nd half:	17-36	47.2%	Game:	30-68	44.1%	Deadball Rebounds 3,2			
3FG % 1st half:		3-13	23.1%	2nd half:	2-10	20.0%	Game:	5-23	21.7%				
FT % 1st half:		6-8	75.0%	2nd half:	3-7	42.9%	Game:	9-15	60.0%				

### St. Francis Brooklyn 71 • 0-2

		Total	3-Ptr	Rebounds										
#	Player	FG-FGA	FG-FGA	FT-FTA	Off	Def	Total	PF	TP	A	To	Blk	Stl	Min
00	JEWELL, Tyreek	2-5	1-3	0-1	0	0	2	2	1	5	0	0	0	24
01	JONES, Brent	4-14	1-3	1-2	1	3	4	0	10	6	1	0	4	33
01	CANNON, Jalen	3-8	0-0	1-1	4	5	9	3	15	0	4	1	2	26
32	FALL, Amdy	3-6	0-0	1-3	3	1	4	2	7	0	2	0	1	21
34	DOUGLAS, Kevin	4-6	1-2	3-3	0	5	5	3	12	0	1	0	0	24
02	HOPKINSON, Yunus	3-8	0-4	0-0	0	1	1	2	6	4	3	0	0	24
03	JENIFER, Antonio	5-8	2-3	0-1	1	7	8	4	12	1	3	0	3	20
04	OLAFSSON, Gunnar	0-0	0-0	0-0	0	0	0	0	0	1	1	0	0	12
15	HOOPER, Chris	0-1	0-0	4-4	1	1	2	3	4	0	3	1	1	8
23	ULMER, Lowell	0-1	0-0	0-0	0	1	1	0	0	0	2	0	0	6
Team		1-2		3		0		0		0		0		0
Totals		26-59	6-16	13-21	12	28	40	19	71	12	20	4	11	200
FG % 1st half:		12-29	41.4%	2nd half:		14-30	46.7%	Game:		26-59	44.1%		Deadball Rebounds 3,2	
3FG % 1st half:		4-8	50.0%	2nd half:		2-8	25.0%	Game:		6-16	37.5%			
FT % 1st half:		6-8	75.0%	2nd half:		7-13	53.8%	Game:		13-21	61.9%			

Officials: Wallace Rutecki, Arthur Jackson, Kevin Harrington  
Technical fouls: ARMY-None, St. Francis Brooklyn-None.  
Attendance: 768

Score by periods	1st	2nd	Total
ARMY	35	39	74
St. Francis Brooklyn	34	37	71

## Game 3: Rutgers 76, SFBK 73

Piscataway, NJ - - Senior Kevin Douglas paced the Terriers with 15 points and seven rebounds. Junior guard Tyreek Jewell added a career-high 13 points and senior guard Brent Jones (11 points) and junior forward Antonio Jenifer (11 points) were also in double-digits. Trailing 75-73, Jones had an opportunity to put the Terriers ahead but his 3-point attempt from the top of the circle was short with 1.9 seconds left.

### Official Basketball Box Score -- Game Totals -- Final Statistics St. Francis Brooklyn vs Rutgers 11/23/14 5 p.m. at The RAC (Piscataway, N.J.)

St. Francis Brooklyn '73 • 0-3												
#	Player	FG	FT	3-PT	Rebounds	PF	TP	A TO	Blk	Stl	Min	
		Total	Total	Total	Off Def Tot							
01	CANNON, Jalen	1-2	0-0	0-1	1 2 3	5	2	1 2	0	0	12	
32	FALL, Amdy	2-2	0-0	2-3	2 3 5	4	6	1 1	2	0	20	
34	DOUGLAS, Kevin	6-8	1-2	2-2	2 5 7	3	15	0 5	0	0	26	
08	JEWELL, Tyreek	3-10	1-3	6-7	1 5 4	13	1	2 0	0	2	26	
01	JONES, Brent	5-13	1-4	0-0	1 2 3	0	11	4 6	0	3	33	
02	HOPKINSON, Yunus	0-3	0-2	0-0	0 0 0	0	0	0 1	0	1	7	
03	JENIFER, Antonio	4-9	1-3	2-3	2 4 6	3	11	1 0	2	0	25	
04	OLAFSSON, Gunnar	2-5	2-5	0-0	0 3 3	0	6	0 1	0	1	28	
15	HOOPER, Chris	3-4	0-0	3-4	2 5 7	3	9	2 2	0	2	18	
23	ULMER, Lowell	0-0	0-0	0-0	0 0 0	1	0	0 1	0	1	5	
Team		2-0	0-0	2-2	0 0 0	0	0	0 0	0	0	0	
Totals		26-56	6-19	15-20	13 28 41	23	73	9 21	5 9	200		
FG % 1st half: 10-26 38.5%      2nd half: 16-30 53.3%      Game: 26-56 46.6%      Deadball Rebounds 2												
3FG % 1st half: 3-12 25.0%      2nd half: 3-7 42.9%      Game: 6-19 31.6%												
FT % 1st half: 9-12 75.0%      2nd half: 6-8 75.0%      Game: 15-20 75.0%												

### Rutgers 76 • 2-1

#	Player	FG	3-PT	Rebounds			PF	TP	A	To	Blk	Stl	Min
		F-G	F-G	FT	T-FT	Off	Def	Total					
10	ETOU, Junior	5-8	1-2	1-2	2-4	2	7	9	1	12	0	1	33
11	JACK, Kadeem	5-11	1-3	2-4	2-5	4	13	3	2	2	0	0	26
35	LEWIS, Greg	3-3	0-0	1-1	1-1	0	0	0	0	0	0	0	1
25	DANIELS, Bishop	1-5	0-0	0-0	0-0	0	2	2	3	2	0	1	24
36	MAK, Myles	7-17	3-7	8-8	0	6	6	3	25	1	4	0	38
10	KOROKO, Kevin	0-0	0-0	0-0	0-0	0	0	0	0	0	0	0	0
43	OKORO, Kerwin	2-2	2-2	0-0	0-0	1	1	0	6	0	2	0	7
15	WILLIAMS, Mike	0-2	0-0	2-4	0-1	1	1	0	2	1	0	1	15
22	FORBES, D.J.	2-2	1-2	0-0	0-0	0	0	0	0	0	0	0	1
33	BATTE, Khamir	0-2	0-0	0-0	0-0	0	0	0	0	1	0	0	2
10	DORSON, Shaquille	0-1	0-0	0-0	0-0	1	1	2	0	0	0	0	7
Team		0-0	0-0	0-0	0-0	0	0	0	0	0	0	0	0
TOTALS		25-56	8-16	18-27	10-20	30	37	17	76	11	12	3	9
FG 1st half: 16-33 48.5%		2nd half: 9-23 39.1%		3rd half: 25-44 56.8%		4th half: 25-44 56.8%		Double					
FG 1st half: 4-8 50.0%		2nd half: 4-10 40.0%		3rd half: 10-16 62.5%		4th half: 10-16 62.5%		Double					
FG 1st half: 11 81.8%		2nd half: 19 56.3%		3rd half: 18 72.0%		4th half: 18 66.7%		Double					





Game 5 Norfolk St. 72, SFBK 70 OT

Senior power forward Jalen Cannon paced the Terriers with 23 points and nine rebounds, while senior guard Brent Jones and senior forward Kevin Douglas (career-high five blocks) each contributed 11 points.

Trailing 67-64 in overtime, Terriers' junior forward Antonio Jenifer sank a clutch right corner 3-pointer to knot the score, and then Jones converted a conventional 3-point play to give his team a 70-67 lead with 1:02 remaining. However, Norfolk's Jeff Short (19 points) hit a pair of free throws and then Jamel Fuentes stole the inbounds pass which resulted in the go-ahead layup to make it 71-70 with thirty-four seconds remaining. Jones had an opportunity to put the Terriers ahead on the next possession but he misfired on a 3-pointer with 13 seconds left. The Terriers fouled Malik Thomas (21 points) with nine seconds left and he swished the first opportunity to put the Spartans ahead 72-70.

Thomas gave St. Francis Brooklyn a golden opportunity to force another overtime period as he missed his second shot. The Terriers found themselves with a fast break opportunity after the rebound was tipped to guard Tyreek Jewell. However, the junior's pull up jumper from the right elbow was off the mark in the final seconds and the Terriers were unable to grab the offensive rebound.

Official Basketball Box Score -- Game Totals -- Final Statistics  
Norfolk State vs St. Francis Brooklyn  
11/28/14 5:03 p.m. at Jersey City, N.J./Yaniteili

Norfolk State 72 • 3-3													
##	Player	Total	3-Ptr	Rebounds			PF	TP	A	To	Bk	Stl	Min
		FG-FGA	FG-FGA	FT-FTA	Off	Def	Total						
11	THOMAS, Malik	r	8-10	2-3	3-4	1	6	7	3	21	0	0	2
35	GASTON, RaShid	r	6-8	0-0	2-4	1	9	10	4	14	4	5	0
33	FUENTES, Jamel	r	0-4	0-0	0-2	1	0	1	3	0	6	5	0
10	SHORT, Jeff	g	8-15	1-4	2-2	1	2	3	0	19	2	0	1
20	TAYLOR, D'Shon	g	3-7	0-0	8-9	1	2	3	14	1	2	2	2
00	LILA-ST. ROSE, Klevyn	g	0-0	0-0	0-0	0	0	0	0	0	0	0	0
02	ROBINSON, Zaynah	g	0-0	0-0	2-2	0	0	0	0	2	2	0	1
15	BANNER, Devonte	g	0-1	0-0	0-0	0	0	0	1	0	2	0	0
23	GRAY, Malik	g	0-1	0-1	0-0	0	1	1	3	0	0	0	0
32	VINOGRADOVAS, Paului	g	0-0	0-0	0-0	0	0	0	0	0	0	0	0
45	BUTLER, Jordan	g	1-1	0-0	0-1	0	1	1	2	2	1	2	0
00	RUSSELL, LaT're	g	0-1	0-0	1	2	0	2	5	0	0	1	0
Team						1	1	2	2				
Totals		26-48	3-8	17-25	8	22	30	24	72	14	21	4	8
FG % 1st Half: 11-23 47.8%		2nd half: 12-19 63.2%		OT: 3-6 50.0%		Game: 26-48 54.2%		Deadball Rebounds					
3FG % 1st Half: 0-4 0.0%		2nd half: 3-4 75.0%		OT: 0-0 0.0%		Game: 3-8 37.5%		21					
FT % 1st Half: 2-5 40.0%		2nd half: 10-14 71.4%		OT: 5-6 83.3%		Game: 17-25 68.0%							

St. Francis Brooklyn 70 • 0-5

St. Francis Brooklyn 70 • 0-5		Total	3-Ptr	Rebounds		PF	TP	A	To	Bk	Stl	Min				
##	Player	FG-FGA	FG-FGA	FT-FTA	Off Def Tot	PF	TP	A	To	Bk	Stl	Min				
05	CANNON, Jalen	r	9-13	1-2	4-5	4	5	9	2	23	0	4	0	3	41	
15	HOOPER, Chris	r	1-6	0-0	1-2	2	2	4	5	5	2	0	0	0	23	
34	DOUGLAS, Kevin	r	3-5	1-3	4-4	1	3	4	3	11	2	4	5	0	34	
00	JEWELL, Tyreek	g	2-11	0-6	2-2	2	1	3	4	6	1	3	0	1	32	
01	JONES, Brent	g	4-9	2-4	1-2	0	3	3	1	11	5	6	0	2	42	
02	HOPKINSON, Yunus	g	0-0	0-0	0-0	0	0	0	1	0	1	0	0	4		
03	JENIFER, Antonio	g	2-5	1-2	3-7	1	3	4	1	8	0	2	1	0	21	
04	OLAFSSON, Gunnar	g	2-6	1-5	0-0	1	0	1	4	5	1	0	1	1	23	
23	ULMER, Lowell	g	0-1	0-0	1-2	0	0	0	2	1	0	0	0	5		
Team																
Totals		24-54	6-22	16-24	11	17	28	23	70	12	21	7	7	225		
FG % 1st Half: 11-26 42.3%													2nd half: 11-22 50.0%	OT: 2-6 33.3%	Game: 24-54 44.4%	Deadball Rebounds
3FG % 1st Half: 1-11 9.1%													2nd half: 4-8 50.0%	OT: 1-3 33.3%	Game: 6-22 27.3%	4
FT % 1st Half: 10-14 71.4%													2nd half: 2-5 40.0%	OT: 4-5 80.0%	Game: 15-24 62.5%	

Officials: John Gwynn, Dwayne Gladden, Andrew Marotta  
Technical fouls: Norfolk State-None. St. Francis Brooklyn-None.  
Attendance: 2

Score by periods	1st	2nd	OT	Total
Norfolk State	24	37	11	72
St. Francis Brooklyn	33	28	9	70

Game 6: SFBK 59, Tennessee State 57

Senior power forward Jalen Cannon recorded his third "double-double" of the season with 15 points and 14 rebounds and was named to the All-Tournament team. Classmate Kevin Douglas scored all 12 of his points in the second-half and senior guard Brent Jones added 11 points.

Tennessee State had an opportunity to force overtime but Jay Harris (15 points) misfired on a jumper from the right wing in the closing seconds and the clock expired after a battle for the rebound. St. Francis Brooklyn, who led 24-22 at the break, extended their lead to as many as 13 points, 41-28, with 13:01 remaining in the contest after a layup by Cannon. Douglas scored nine points during a 17-6 run to open the stanza.

Official Basketball Box Score -- Game Totals -- Final Statistics  
Tennessee State vs St. Francis Brooklyn  
11/29/14 5:00 p.m. at Jersey City, N.J./Yaniteili Center

Tennessee State 57 • 2-5															
##	Player	Total	3-Ptr	Rebounds			PF	TP	A	To	Bk	Stl	Min		
		FG-FGA	FG-FGA	FT-FTA	Off	Def	Total								
23	Mekowulu, Christian	r	1-6	0-0	2-3	1	11	12	4	4	0	3	0	35	
04	Richards, Xavier	r	1-6	0-0	1-2	1	4	5	4	3	2	1	0	14	
05	Harris, Jay	r	5-13	2-5	3-6	0	2	3	2	6	3	1	2	0	32
10	Tucker, Charles	g	2-3	1-1	1-2	0	1	1	6	2	1	0	0	21	
14	Reddick, Darreon	g	2-5	0-1	2-3	0	2	2	5	6	2	1	0	25	
02	Lee, Zachary	g	1-4	0-0	0-0	1	3	1	5	2	0	0	0	7	
03	Roper, Marcus	g	4-10	3-4	0-0	1	2	3	0	11	0	0	0	18	
03	Simeon, Rodney	g	2-5	2-4	0-0	1	1	2	6	2	3	0	0	24	
11	Loman, Demontez	g	2-3	0-0	0-0	2	4	6	5	4	1	1	0	19	
23	Crockett, Christian	g	0-0	0-0	0-2	0	1	1	2	0	1	0	0	5	
Team															
Totals		20-55	8-15	9-18	10	29	39	28	57	11	10	4	5	200	
FG % 1st Half: 7-22 31.8% 2nd half: 13-33 39.4% Game: 20-55 36.4%															
3FG % 1st Half: 2-5 40.0% 2nd half: 6-10 60.0% Game: 8-15 53.3%															
FT % 1st Half: 6-13 46.2% 2nd half: 3-5 60.0% Game: 9-18 50.0%															
Deadball Rebounds															

St. Francis Brooklyn 59 • 1-5

St. Francis Brooklyn 59 • 1-5		Total	3-Ptr	Rebounds		PF	TP	A	To	Bk	Stl	Min		
##	Player	FG-FGA	FG-FGA	FT-FTA	Off Def Tot	PF	TP	A	To	Bk	Stl	Min		
05	CANNON, Jalen	r	4-10	0-2	7-10	8	6	14	2	15	1	3	2	40
15	HOOPER, Chris	r	2-3	0-0	2-7	1	2	3	2	6	3	1	2	19
04	DOUGLAS, Kevin	r	4-5	1-2	3-7	1	3	4	12	1	2	1	0	27
00	JEWELL, Tyreek	g	2-11	1-4	2-3	0	5	7	2	7	0	1	1	33
01	JONES, Brent	g	3-11	0-3	6-6	0	2	2	0	11	2	1	0	36
02	HOPKINSON, Yunus	g	0-4	0-3	0-0	0	1	1	2	0	0	1	0	11
03	JENIFER, Antonio	g	2-6	0-2	0-0	2	2	4	1	4	1	0	0	12
04	OLAFSSON, Gunnar	g	0-2	0-2	0-0	0	3	3	0	0	1	0	0	13
23	ULMER, Lowell	g	0-1	0-0	4-6	2	0	2	2	4	1	0	1	9
Team														
Totals		17-53	2-18	23-39	16	27	43	14	59	9	10	7	3	200
FG % 1st Half: 7-32 21.9%		2nd half: 10-21 47.6%		Game: 17-53 32.1%		Deadball Rebounds								
3FG % 1st Half: 0-13 0.0%		2nd half: 2-18 11.1%		Game: 2-31 6.5%		7								
FT % 1st Half: 10-18 55.6%		2nd half: 12-21 57.1%		Game: 23-39 59.0%										

Officials: Matt Obles, Guy Pagano, Andrew Marotta  
Technical fouls: Tennessee State-None. St. Francis Brooklyn-None.  
Attendance: 3

Score by periods	1st	2nd	Total
Tennessee State	22	35	57
St. Francis Brooklyn	24	35	59

Game 7 Norfolk St. 72, SFBK 70 OT

Seniors Jalen Cannon (nine rebounds) and Brent Jones (four assists, two steals) scored 16 points apiece and junior forward Amdy Fall (two blocks) returned to the lineup and produced a "double-double" of 14 points and 10 rebounds in 21 minutes off the bench.

The Terriers (2-5) struggled from the field as they shot 35.5 percent overall (22-of-62) while misfiring on 18-of-20 3-pointers (10 percent), but they hit 19-of-24 (79 percent) from the free-throw line and forced 15 turnovers which led to 22 points. The Terriers held the Flames to 38.3 shooting (18-of-47) and they went just 3-of-12 from behind the arc. In addition, St. Francis Brooklyn outrebounded the hosts by a 43-34 margin and outscored them by a 20-5 margin in second-chance points.

Official Basketball Box Score -- Game Totals -- Final Statistics  
St. Francis Brooklyn vs Liberty  
12-06-14 2 p.m. at Lynchburg, Va. - Vines Center

St. Francis Brooklyn 65 • 2-5														
##	Player	Total	3-Ptr	Rebounds			PF	TP	A	To	Bk	Stl	Min	
		FG-FGA	FG-FGA	FT-FTA	Off	Def	Total							
15	HOOPER, Chris	r	1-4	0-0	0-0	2	1	3	2	2	1	0	0	1
34	DOUGLAS, Kevin	r	2-8	0-3	0-0	1	4	5	2	4	2	1	0	2
00	JEWELL, Tyreek	g	3-9	1-6	0-0	0	1	1	2	7	0	3	0	0
01	JONES, Brent	g	5-13	0-1	6-7	1	2	3	2	16	4	1	0	2
05	CANNON, Jalen	g	5-12	1-4	5-7	6	3	9	1	16	0	0	0	1
02	HOPKINSON, Yunus	g	0-3	0-1	0-0	0	0	0	0	0	0	0	0	3
03	JENIFER, Antonio	g	1-2	0-1	0-0	0	0	0	1	2	0	0	0	1
04	OLAFSSON, Gunnar	g	0-2	0-2	0-0	0	0	0	0	1	0	1	0	0
10	SANABRIA, Glenn	g	2-4	0-2	0-0	2	4	6	1	4	3	3	0	1
23	ULMER, Lowell	g	0-0	0-0	0-0	0	2	2	3	0	0	0	0	0
32	FALL, Amdy	g	3-5	0-0	8-10	6	4	10	4	14	0	1	2	0
Team					2	2	4							
Totals		22-62	2-20	19-24	20	23	43	19	65	10	10	2	8	200
FG % 1st Half: 10-33 30.3%    2nd Half: 12-29 41.4%    Game: 22-62 35.5%    Deadball														
FG % 1st Half: 1-12 8.3%    2nd Half: 1-10 10.0%    Game: 2-20 10.0%    Rebounds														
FT % 1st Half: 5-8 62.5%    2nd Half: 14-16 87.5%    Game: 19-24 79.2%														



Game 9: SFBK 90, Mt. St. Vincent 72

Brent Jones, who handed out six assists, made 9-of-16 field goal attempts, including 3-of-8 from behind the arc en route to 25 points. Senior forward Jalen Cannon produced his fourth “double-double” of the season with 18 points and 12 rebounds. In addition, he blocked a career-high five shots and became the Terriers’ all-time leader in made free-throws with 327. Freshman guard Glenn Sanabria added a career-high 15 points and six assists and senior forward Kevin Douglas was also in double-figures with 11 points.

After trailing 44-43 at halftime, the Dolphins took a 47-44 advantage with 19:09 remaining in the contest but Sanabria and Douglas converted consecutive layups to give the Terriers the lead for good at the 18:13 mark.

Official Basketball Box Score -- Game Totals -- Final Statistics  
CMSV-M vs St. Francis Brooklyn  
12/13/14 2:00 p.m. at Brooklyn Heights, NY

CMSV-M 72 • 6-1

#	Player		Total		3-Ptr		Rebounds		PF	TP	A	To	Bk	Stl	Min	
			FG	FGA	FG	FGA	FT	FTA								Off
02	Zuccaro, James	r	8-19	1-3	3-4	3	3	9	5	20	3	2	0	1	38	
32	Alkhulaidi, Ammad	r	7-11	0-0	3-6	0	3	3	1	17	2	2	0	0	34	
40	Johnson, Antonio	r	1-6	1-2	3-4	0	1	1	0	6	1	1	0	0	35	
11	Ferebee, Jamir	g	4-10	3-5	6-9	0	2	2	1	17	1	3	0	1	39	
13	Martinez, Madison	g	0-4	0-3	0-0	0	0	0	1	0	2	3	0	0	13	
05	Regina, Jesse	g	1-1	0-0	0-0	0	0	0	2	2	1	1	0	0	17	
20	Shorter, Kahlil	g	2-3	1-2	0-0	0	1	1	2	5	1	2	0	1	16	
23	Sowah, Matthew	g	2-3	0-0	1-1	0	4	4	1	5	2	1	0	1	8	
Team							6		4		10					
Totals			25-57		6-15		16-24		9		21		30		13	

FG % 1st Half: 15-25 60.0% 2nd half: 10-32 31.3% Game: 25-57 43.9% Deadball Rebounds 1  
3FG % 1st Half: 6-8 75.0% 2nd half: 0-7 0.0% Game: 6-15 40.0%  
FT % 1st Half: 7-10 70.0% 2nd half: 9-14 64.3% Game: 16-24 66.7%

St. Francis Brooklyn 90 • 3-6

#	Player	Total		3-Ptr		Rebounds		PF	TP	A		To	Bk	Stl	Min
		FG	FGA	FG	FGA	FT	FTA			Off	Def				
05	CANNON, Jalen	r	8-9	0-0	2-3	3	9	12	2	18	3	1	5	2	37
15	HOOPER, Chris	r	0-0	0-0	0-0	1	0	1	0	0	0	0	0	0	3
34	DOUGLAS, Kevin	r	4-11	3-7	0-0	1	5	6	3	11	1	2	0	1	30
00	JEWELL, Tyreek	g	2-12	0-6	1-2	4	3	7	2	5	2	2	1	0	18
01	JONES, Brent	g	9-16	3-8	4-6	2	4	6	1	25	6	3	0	2	35
02	HOPKINSON, Yunus	g	3-6	1-4	0-0	1	0	1	4	7	2	3	0	1	22
03	JENIFER, Antonio	g	2-5	2-2	0-0	1	3	4	2	6	0	1	0	0	11
04	OLAFSSON, Gunnar	g	1-3	1-3	0-0	1	1	2	3	3	0	1	0	0	11
10	SANABRIA, Glenn	g	4-6	2-3	5-6	0	2	2	1	15	6	1	0	3	30
23	ULMER, Lowell	g	0-1	0-0	0-0	0	1	1	4	0	0	0	0	0	2
30	MOLIC, Edon	g	0-1	0-1	0-0	0	0	0	0	0	0	0	0	0	1
Team															
Totals		33-70		12-34		12-17		17		30		47		22	

FG % 1st Half: 17-41 41.5% 2nd half: 16-29 55.2% Game: 33-70 47.1% Deadball Rebounds 4  
3FG % 1st Half: 9-24 37.5% 2nd half: 3-10 30.0% Game: 12-34 35.3%  
FT % 1st Half: 1-4 25.0% 2nd half: 11-13 84.6% Game: 12-17 70.6%

Officials: Robert Barker, David Walker, Chris Slattery  
Technical fouls: CMSV-M-None. St. Francis Brooklyn-None.  
Attendance: 535

Score by periods	1st	2nd	Total
CMSV-M	43	29	72
St. Francis Brooklyn	44	46	90

Game 10: Delaware State 72; SFBK 64

Brooklyn Heights, NY -- St. Francis Brooklyn senior forward Jalen Cannon posted his fifth “double-double” of the season with a team-high 16 points and 10 rebounds. Junior Tyreek Jewell, freshman Glenn Sanabria, and senior Lowell Ulmer all scored 10 points apiece.

Delaware State senior Amere May put on one of the most impressive shooting performances in the history of the Pope Physical Education Center, scoring a season-high (Division I) 48 points on 16-of-25 shooting. In addition, the guard made 6-of-10 treys and hit all of his attempts from the free-throw line.

Official Basketball Box Score -- Game Totals -- Final Statistics  
Delaware State vs St. Francis Brooklyn  
12/17/14 4:00 p.m. at Brooklyn Heights, NY

Delaware State 72 • 5-6

#	Player	Total		3-Ptr		Rebounds		PF	TP	A		To	Bk	Stl	Min
		FG	FGA	FG	FGA	FT	FTA			Off	Def				
01	GRAY, Kendall	-	1-3	0-0	0-0	0	2	2	0	0	1	0	0	0	15
02	WILLIAMS, Kendall	-	2-3	1-1	0-0	0	1	1	0	5	4	0	0	0	24
05	BELL, Tyshawn	-	6-12	3-4	2-2	0	0	2	1	0	2	1	0	0	36
10	HUGHES, Todd	-	0-4	0-0	0	0	0	0	0	0	0	0	0	0	9
14	MAY, Amere	-	16-25	6-10	10-10	1	3	4	1	48	2	3	0	1	40-
16	WALLER, Kevon	-	0-0	0-0	0	0	0	0	0	1	1	0	1	1	15
11	HAYWOOD, DeAndre	-	0-3	0-1	0-0	0	2	2	3	0	4	1	0	1	23
20	GAESVICK, Jhordan	-	0-0	0-0	0	0	0	0	0	1	0	0	0	0	9
22	DICKERSON, Ake	-	0-0	0-0	0	0	0	0	0	1	0	0	0	0	4
23	OWENS, Jason	-	0-0	0-0	0-0	0	1	2	0	0	0	0	0	0	0
10	BURLEY, Charles	-	1-2	0-0	0-0	1	3	2	0	0	0	0	0	0	16
Team															
Totals		25-50		10-16		12-14		4		21		25		17	

FG % 1st Half: 13-26 50.0% 2nd half: 12-24 50.0% Game: 25-50 50.0% Deadball Rebounds 1  
3FG % 1st Half: 6-10 60.0% 2nd half: 4-6 66.7% Game: 10-16 62.5%  
FT % 1st Half: 4-4 100.0% 2nd half: 8-10 80.0% Game: 12-14 85.7%

St. Francis Brooklyn 64 • 3-7

#	Player	Total		3-Ptr		Rebounds		PF	TP	A		To	Bk	Stl	Min
		FG	FGA	FG	FGA	FT	FTA			Off	Def				
00	JEWELL, Tyreek	-	1-8	0-4	4-4	3	2	5	0	10	1	0	0	1	22
01	JONES, Brent	-	2-14	0-4	1-2	2	5	7	1	5	9	4	0	1	38
05	CANNON, Jalen	-	9-13	0-1	0-0	5	6	1	16	1	2	2	0	0	36
15	HOOPER, Chris	-	1-2	0-0	0-1	1	4	5	1	20	3	0	0	0	15
34	DOUGLAS, Kevin	-	3-10	0-4	2-2	4	2	6	5	8	0	1	0	0	25
03	JENIFER, Antonio	-	0-3	0-1	0-0	0	1	1	0	0	0	1	0	0	8
04	OLAFSSON, Gunnar	-	1-1	1-1	0-0	0	1	1	1	3	0	0	0	0	9
10	SANABRIA, Glenn	-	3-7	2-6	2-2	2	2	2	10	1	1	0	0	0	24
23	ULMER, Lowell	-	3-7	0-0	4-6	4	1	5	10	0	0	0	0	1	23
Team															
Totals		24-65		3-21		13-17		23		22		45		16	

FG % 1st Half: 10-28 35.7% 2nd half: 14-37 37.8% Game: 24-65 36.9% Deadball Rebounds 1  
3FG % 1st Half: 4-9 44.4% 2nd half: 2-12 16.7% Game: 3-21 14.3%  
FT % 1st Half: 5-6 83.3% 2nd half: 8-11 72.7% Game: 13-17 76.5%

Officials: Ed Corbett, David Fernandez, Craig Lastrap  
Technical fouls: Delaware State-None. St. Francis Brooklyn-None.  
Attendance: 535

Score by periods	1st	2nd	Total
Delaware State	30	42	72
St. Francis Brooklyn	25	39	64

Game 11: SFBK 61; Florida Atlantic 56

The St. Francis Brooklyn Terriers outscored the Florida Atlantic Owls by a 24-15 margin over the final 10:16 of the contest to overcome a four point deficit en route to a 61-56 victory on Saturday afternoon.

St. Francis Brooklyn (4-7) was led by senior forward Jalen Cannon, who finished with a 17 points and 10 rebounds for his sixth "double-double" of the season. Classmate Brent Jones added 14 points and junior forward Chris Hooper contributed nine points and a career-high 10 rebounds.

Official Basketball Box Score -- Game Totals -- Final Statistics  
FAU vs St. Francis Brooklyn  
122014 3:00 p.m. at Brooklyn Heights, N.Y.

FAU 56 • 5-4

#	Player	Total		3-Ptr		Rebounds		PF	TP	A		To	Bk	Stl	Min
		FG	FGA	FG	FGA	FT	FTA			Off	Def				
00	Turman, C.J.	r	2-3	0-0	0-0	0	2	2	5	4	0	0	0	0	10
44	Penn, Kelvin	r	4-6	0-0	0-0	5	2	7	4	8	1	1	1	0	28
02	Botley, Marquan	g	1-13	2-5	2-5	0	3	3	3	12	2	4	0	0	29
12	Trapp, Jackson	g	4-4	1-1	3-3	0	2	2	0	6	1	1	0	0	29
23	Poole, Solomon	g	4-13	2-6	0-0	0	2	2	2	10	1	4	0	2	28
01	Johnson, D'Andre	g	1-2	0-0	0-0	1	0	1	0	2	1	1	0	2	13
04	Massey, Justin	g	2-5	0-1	1-2	0	1	1	2	5	1	1	0	1	21
05	Lacunza, Javier	g	2-5	0-1	3-3	1	4	5	2	7	0	1	0	0	26
24	Hornstein, Brian	g	1-3	0-0	0-0	1	0	1	0	3	2	0	0	2	16
Team															
Totals		21-54		5-14		9-13		11		19		30		21	

FG % 1st Half: 11-30 36.7% 2nd half: 10-24 41.7% Game: 21-54 38.9% Deadball Rebounds 2  
3FG % 1st Half: 2-5 40.0% 2nd half: 3-9 33.3% Game: 5-14 35.7%  
FT % 1st Half: 4-4 100.0 2nd half: 5-9 55.6% Game: 9-13 69.2%

St. Francis Brooklyn 61 • 4-7

St. Francis Brooklyn 61 • 4 • 7																
#	Player	r	Total		3-Ptr		Rebounds				PF	TP	A			Min
			FG	FGA	FG	FGA	FT	FTA	Off	Def			To	Bk	Stl	
05	CANNON, Jalen	r	4-11	1-1	3-5	4	6	10	1	17	2	A	To	Bk	Stl	38
15	SCOOPER, Chris	g	1-2	0-0	0-0	1	2	2	0	1	2	0	0	0	2	20
00	JEWELL, Tyreek	g	4-12	0-2	1-2	2	4	6	0	9	2	1	0	0	36	
01	JONES, Brent	g	6-13	0-1	2-3	0	5	5	1	14	4	5	0	0	37	
04	OLAFSSON, Gunnar	g	0-1	0-0	0-0	0	1	1	2	0	0	0	0	0	16	
03	JENIFER, Antonio		2-3	0-0	3-4	3	4	3	7	0	1	0	1	0	14	
10	SANABRIA, Glenn		1-2	0-0	1-2	1	2	2	3	4	0	0	1	2	20	
23	ULMER, Lowell		2-3	0-0	0-0	1	1	2	3	4	1	2	0	0	22	
	Team					2	1	3							11	





Game 13: SFBK 72; Columbia 64

The St. Francis Brooklyn Terriers won their third straight contest as they defeated the Columbia Lions, 72-64, in front of a packed house at the Pope Physical Education Center on Tuesday evening. The Terriers, who have now won six of their last eight contests, improved to 6-7 while the Lions fell to 7-5.

Senior guard Brent Jones scored a game-high 19 points and classmate Jalen Cannon picked up his fifth straight “double-double with 15 points and a game-high 12 rebounds to pace the hosts. Freshman guard Glenn Sanabria added 13 points off the bench.

St. Francis Brooklyn led from start to finish en route to perhaps their most impressive triumph of the season as they answered every run by the visitors.

Official Basketball Box Score -- Game Totals -- Final Statistics  
Columbia vs St. Francis Brooklyn  
12/30/14 7:07 p.m. at Brooklyn Heights, NY

Columbia 64 • 7-5															
#	Player	Total	3-Ptr	Rebounds				PF		A		TO	Blk	Stl	Min
		FG-FGA	FG-FGA	FT-FTA	Off	Def	Tot	P	T	A	TO	Blk	Stl	Min	
00	Castlin, Kyle	* 6-10	1-2	3-4	1	3	4	1	16	1	2	0	1	30	
02	Cohen, Isaac	* 4-5	0-0	3-4	0	2	2	5	11	3	1	0	1	30	
12	Lo, Maodo	* 6-12	1-3	4-6	0	4	4	4	17	2	2	0	0	27	
23	Osetkowski, Cory	* 2-4	0-1	0-0	1	3	4	1	4	1	4	1	0	19	
33	Petrasek, Luke	* 1-8	0-3	0-0	5	2	7	2	2	0	2	0	0	24	
03	Mullins, Grant	0-0	0-0	0-0	0	0	0	0	0	0	0	0	0	3	
05	Frankoski, Steve	5-7	1-2	0-0	0	3	3	2	11	1	1	0	0	31	
14	Jackson, Kendall	0-1	0-0	0-0	0	0	0	0	0	0	0	0	0	1	
15	Hickman, Nate	0-0	0-0	0-0	0	0	0	1	0	0	1	0	0	2	
20	Quinn, Paddy	0-0	0-0	0-0	0	0	0	1	0	0	0	0	0	3	
21	Springwater, Noah	1-1	1-1	0-0	0	0	0	3	3	0	1	0	0	10	
32	McComber, Chris	0-1	0-1	0-0	0	1	1	2	0	0	0	0	0	14	
52	Voss, Conor	0-0	0-0	0-0	0	1	1	1	0	0	0	0	0	2	
Team					0	3	3			1					
Totals		25-49	4-13	10-14	7	22	29	23	64	8	15	1	3	200	
FG % 1st Half: 11-20 55.0%		2nd half: 14-29 48.3%		Game: 25-49 51.0%		Deadball									
3FG % 1st Half: 0-4 0.0%		2nd half: 4-9 44.4%		Game: 4-13 30.8%		Rebounds									
FT % 1st Half: 2-4 50.0%		2nd half: 8-10 80.0%		Game: 10-14 71.4%		0									

St. Francis Brooklyn 72 • 6-7

# Player		FG	Total	3-Ptr	FG	FG	FT	FTA	Off	Def	Tot	PF	TP	A	TO	Blk	Stl	Min
00	JEWELL, Tyreek	* 3-8	0-2	3-5	0	3	3	3	9	2	1	0	2	27				
01	JONES, Brent	* 6-13	1-5	6-8	0	2	2	2	19	3	3	0	1	34				
04	OLAFSSON, Gunnar	* 0-0	0-0	0-0	1	0	1	0	0	0	0	0	0	11				
05	CANNON, Jalen	* 7-12	0-2	1-1	4	8	12	0	15	5	1	1	0	37				
15	HOOPER, Chris	* 2-3	0-0	0-0	1	1	2	3	4	0	2	0	0	9				
02	HOPKINSON, Yunus	1-3	1-2	0-0	0	3	3	0	3	0	0	0	0	12				
03	JENIFER, Antonio	1-6	0-1	2-2	2	0	2	1	4	0	0	0	1	7				
10	SANABRIA, Glenn	3-5	2-4	5-6	1	1	2	1	13	1	1	0	1	29				
23	ULMER, Lowell	0-0	0-0	0-0	0	0	0	1	0	2	0	0	1	7				
32	FALL, Amdy	1-3	0-0	3-4	3	2	5	3	5	0	2	3	2	27				
Team					0	1	1											
Totals		24-53	4-16	20-26	12	21	33	14	72	13	10	4	8	200				
FG % 1st Half: 12-27 44.4%		2nd half: 12-26 46.2%		Game: 24-53 45.3%		Deadball												
3FG % 1st Half: 3-10 30.0%		2nd half: 1-6 16.7%		Game: 4-16 25.0%		Rebounds												
FT % 1st Half: 7-7 100.0		2nd half: 13-19 68.4%		Game: 20-26 76.9%		1												

Officials:  
Technical fouls: Columbia-None. St. Francis Brooklyn-None.  
Attendance:



## Terriers Record When

Overall	5-7
Home	3-2
Away	2-4
Neutral	1-1

NEC Overall	0-0
NEC Home	0-0
NEC Away	0-0

Leading at the Half	5-1
Trailing at the Half	1-6
Tied at the Half	0-0

SFBK shoots 50% + from field	0-0
SFBK shoots between 40-49% from field	3-3
SFBK shoots under 40% from field	3-4

Opp. shoots 50% + from field	1-3
Opp shoots between 40-49 % from field	1-4
Opp shoots under 40 % from field	4-0

SFBK outrebounds opponent	6-4
Opponent outrebounds SFBK	0-3
Tied in rebounds	0-0

SFBK commits 15 or more turnovers	1-5
SFBK commits less than 15 turnovers	5-2
SFBK commits less turnovers than opp.	4-1
Opponent commits less turnovers than SFBK	1-5
Turnovers are even	1-1

SFBK scores 100+	0-0
SFBK scores 90-99	1-0
SFBK scores 80-89	0-0
SFBK scores 70-79	2-3
SFBK scores 60-69	2-4
SFBK scores 59 or less	1-0

Games Decided by 5 or less	2-4
Games Decided by 6-10	1-1
Games Decided by 11+	3-2

One Terrier in double-figures	0-0
Two Terriers in double-figures	1-0
Three Terriers in double-figures	4-4
Four Terriers in double-figures	1-3
Five Terriers in double-figures	0-0

In November	1-5
In December	5-2
In January	
In February	
In March	

Day Games	3-2
Night Games	3-5
Overtime Games	1-0

On Sunday	0-1
On Monday	
On Tuesday	2-2
On Wednesday	0-2
On Thursday	
On Friday	0-1
On Saturday	3-1





**Quick Hitters:** Cannon, who has racked up 1,342 career points and 917 rebounds (2nd among all NCAA active players), can become just the second player in Northeast Conference history to amass 1,500 points and 1,000 rebounds (Quinnipiac's Justin Rutty)... He also needs 321 points and 102 rebounds to become St. Francis Brooklyn's all-time leading scorer and rebounder... Cannon became the 29th member of the Terriers 1,000 Point Club at FDU (1/23/14) and was the first player since Ricky Cadell '11 (school-record 1,662 pts) to hit the mark in his junior season... Can become just the second Terrier ever with 1,000 points and 1,000 boards (Jerome Williams '76, 1490 pts, 1,018 reb (school-record)... Is now 2nd on the all-time school list in rebounding... Needs 189 boards to become the NEC's all-time leading rebounder... Has produced 35 career double-doubles (3rd among all active NCAA players)... Also has compiled 13 career 20-point games... Is the Terriers all-time leader in made free-throws... Needs 12 field goals for 500 in his career.

**2014-2015:** A Preseason First Team All Northeast Conference pick... Leads the NEC in rebounding at 9.6 per game (24th in the country)... Has recorded an NEC-high 8 double-doubles (9th in country), including a career-high 5 games in a row achieving the mark... NEC Player of the Week (12/1/14) and (12/29/14)... Named to the Barclays Classic All-Tournament Team.

**2013-2014:** A First Team All Northeast Conference Selection... Finished seventh in the NEC in scoring (14.9 ppg.) and led the league in rebounding (8.2 rpg)... Tied for third in the NEC with nine double-doubles... Recorded a double-double with 14 points and 10 boards in the victory at Miami Fl. (11-8-13) and recorded a pair of clutch field goals in the overtime period.

**2012-2013:** Named to the Second Team All Northeast Conference Squad... Finished second in the league in rebounding (8.9 rpg.), 5th in field goal percentage (.556) and tied for ninth in scoring (14.7)... Also tied for second in the conference with 10 double-doubles... Was 53rd in the NCAA in rebounding for the second straight season.

**2011-2012:** Was Named to the NEC All Rookie Team... Was the second-leading freshmen rebounder in the country at 8.8 rpg and finished tied for 53rd overall... Was 5th in the NCAA in rebounds per 40 minutes (14.4)... Tied an NEC single-game high with 20 boards at FDU (2/25/12)... Averaged 23.4 minutes per game... Paced the team in rebounding at 8.8 per game, which was good for 4th in the conference... Was third in the NEC in offensive boards (3.4 pg)... Recorded an NEC freshmen-high eight double-doubles, tied for the 3rd most in the league... Finished second in the NEC with 9.4 rebounds per game and a .598 field goal percentage in league games... Named NEC Rookie of the Week (1/16/12).

**Background:** Cannon was named the Morning Call (Lehigh Valley) Co-Player of the Year along with current Villanova junior Darrun Hilliard. Helped lead the Canaries to a 23-5 record and was named Second Team All-State (PIAA 4A) after averaging 19.6 points, 10.3 rebounds, and 1.5 blocks per game. Cannon poured in 550 points in his senior season and recorded two games of 30 or more points (vs. Whitehall and Pocono Mountain East). Cannon also scored 22 points and ripped 20 caroms in the District II Class 4A Championship game victory against Liberty.

#### Career High's

Points	25 @ Mount St. Mary's (1/11/14)
Field Goals	11(2x) lat. at Mt. St. Mary's (1/11/14)
Field Goals Attempted	18 @ Mt. St. Mary's (1/11/14)
3PT Field Goals	3 @ Stony Brook (12/1/13)
3PT Field Goals Attempted	4 (2x) latest @ Monmouth (12/23/14)
Free Throws	12 vs. NJIT (12/23/13)
Free Throws Attempted	16 vs. NJIT (12/23/13)
Rebounds	20 @ FDU (2/25/12)
Off. Rebounds	9 vs. LIU Brooklyn, (1/9/14)
Assists	5 (2x) latest vs. Columbia (12/30/14)
Turnovers	5 @ NJIT (12/30/12)
Blocks	5 vs. Mount St. Vincent (12/13/14)
Steals	3 (4x) latest vs. Norfolk State (11/28/14)
Minutes	44 vs. Wagner (2/1/14)

#### Season High's

Points	23 vs. Norfolk St. (11/28/14)
Field Goals	9 vs. Norfolk St. (11/28/14)
Field Goals Attempted	13 vs. Norfolk St. (11/28/14)
3PT Field Goals	1 (3x) latest vs. Norfolk St.
3PT Field Goals Attempted	4 @ Monmouth (12/23/14)
Free Throws	7 vs. Tennessee St. (11/29/14)
Free Throws Attempted	10 vs. Tennessee St. (11/29/14)
Rebounds	14 vs. Tennessee St. (11/29/14)
Off. Rebounds	8 vs. Tennessee St. (11/29/14)
Assists	5 vs. Columbia (12/30/14)
Turnovers	4 (2x) latest vs. Norfolk St. (11/28/14)
Blocks	5 vs. Mount St. Vincent (12/13/14)
Steals	3 vs. Norfolk St. (11/28/14)
Minutes	41 vs. Norfolk St. (11/28/14)

2014-15 St. Francis Brooklyn Basketball																			
St. Francis Brooklyn Individual Game-by-Game (as of Dec 30, 2014)																			
All games																			
#05 CANNON, Jalen																			
Opponent	Date	gy	min	Total	fg	fga	3pt	3ptfga	ft	fta	pts	off	def	reb	ast	pf	a	th	blk
at Georgetown	11/15/14	*	24	4-12	333	1-3	333	1-3	333	4	1	5	5.0	2	2	2	2	0	10
ARMY	11/19/14	*	26	5-10	500	1-1	1,000	4-7	571	5	5	10	7.5	3	0	4	1	2	15
at Rutgers	11/23/14	*	12	1-2	500	0-0	.000	0-1	.000	1	2	3	6.0	5	1	2	0	0	2
at La Salle	11/25/14	*	31	4-12	333	0-1	.000	3-4	750	2	11	13	7.8	1	1	1	1	2	11
vs Norfolk State	11/28/14	*	41	9-13	892	1-2	500	4-5	800	4	5	9	8.0	2	0	4	0	3	23
vs Tennessee State	11/29/14	*	40	4-10	400	0-2	.000	7-10	700	8	6	14	9.0	2	1	3	2	0	15
at Liberty	12-06-14	*	35	5-12	417	1-4	250	5-7	714	6	3	9	9.0	1	0	0	0	1	16
at NJIT	12/09/14	*	36	5-12	417	0-1	.000	2-2	1,000	1	4	5	8.5	1	0	2	2	1	12
CMSV-M	12/13/14	*	37	8-9	889	0-0	.000	2-3	667	3	9	12	8.9	2	3	1	5	2	18
DELAWARE STATE	12/17/14	*	36	8-13	615	0-1	.000	0-0	.000	5	5	10	9.0	1	1	2	0	16	13.8
FAU	12/20/14	*	38	4-11	354	1-1	1,000	9-10	800	4	6	10	9.1	1	2	1	0	2	17
at Monmouth	12/23/14	*	34	5-13	385	1-4	250	5-6	833	5	8	13	9.4	2	0	1	1	1	16
COLUMBIA	12/30/14	*	37	7-12	583	0-2	.000	1-1	1,000	4	8	12	9.6	0	5	1	1	0	15
Totals			13	427	69-141	.489	6-22	.273	42-69	.712	52	73	125	9.6	23	16	23	17	14
Games played: 13										Rebounds/game: 9.6									
Minutes/game: 32.8										Assists/game: 1.2									
Points/game: 14.3										Turnovers/game: 1.8									
FG Pct: 48.9										Assist/turnover ratio: 0.7									
3FG Pct: 27.3										Steals/game: 1.1									
FT Pct: 71.2										Blocks/game: 1.3									

#### CANNON'S CAREER STATISTICS

YEAR	GP/S	FGM-FGA	FG%	3FGM-3FGA	FTM-FTA	FT%	PTS	PPG	REB	RPG	AST	TO	BLK	STL
2011-12	30/18	85-153	.556	0-0	70-118	.593	240	8.0	265	8.8	22	24	16	17
2012-13	30/29	170-306	.556	6-24	94-138	.681	440	14.7	264	8.8	20	43	11	30
2013-14	32/32	164-335	.490	13-48	135-189	.714	476	14.9	263	8.2	39	37	17	20
2014-15	13/13	69-141	.489	6-22	42-59	.707	186	14.3	125	9.4	16	23	17	14
Totals	105//92	488-935	.522	25-94	343-504	.680	1,342	12.8	917	8.7	97	127	61	81



**2014-2015:** Had started all ten contests at small forward before sitting out the past three games with a leg injury...Second on squad with .471 field goal percentage...Paced squad with 15 points at Rutgers (11/23/14)...Blocked a career-high five shots vs. Norfolk St... (Scored all 12 of his points in the second-half in the victory against Tennessee State (11/29/14).

**2013-2014:** Received the start at Miami Fl. (11/8/13) and scored six points in 34 minutes...Scored a season-high 13 points on 5-of-6 shooting against Monmouth (12/10/13)...Hit a pair of treys in the victory against Canisius (12/14/13)... Grabbed a season-high five rebounds at Columbia (1/4/13)..Scored seven points and pulled down five rebounds in the NEC quarterfinal contest at Mount St. Mary's (3/15/14).

**2012-2013:** Started the first 14 contests of the season before suffering an injury to his non-shooting hand...Returned to play five minutes vs. Quinnipiac (2/28/13)...Also played six minutes in the NEC Quarterfinal contest at Robert Morris (3/6/13) and scored four points...Scored a career-best 17 points in the victory at Brown (11/24/12).

**2011-2012:** Averaged 10.6 minutes per game in his first season as a Terrier...Made his first career start against Albany... Scored a season-high 14 points (6-of-8 fga) and added five rebounds in his second career start at FDU (2/25/12).

**Background:** Douglas, who was named to the New York Post Third Team All Bronx squad, averaged 17.3 points, 9.2 rebounds, and 2.3 blocks per game in his senior season at FDA III. He helped lead the Lions to a 27-2 record and a berth in the Class "B" Finals against Pathways, which happened to be held at St. Francis College. Douglas scored 23 points on his future home court after racking up 26 points and 13 rebounds in the quarterfinals against August Martin, and he also added 16 points against Medgar Evers in the semifinals. Douglas also averaged 19.9 points and 11.3 rebounds per game as a junior.

#### Career High's

Points  
Field Goals  
Field Goals Attempted  
3PT Field Goals  
3PT Field Goals Attempted  
Free Throws  
Free Throws Attempted  
Rebounds  
Assists  
Turnovers  
Blocks  
Steals  
Minutes

17 @ Brown (11/24/12)  
6 (5x) latest @Rutgers (11/23/14)  
13 vs. Army (11/20/12)  
3 (4x) latest vs. Mt. Saint Vincent (12/13/14)  
7 (3x) latest vs. Mt. Saint Vincent (12/13/14)  
4 vs. Norfolk St. (11/28/14)  
7 vs. Tenn. St. (11/29/14)  
8 (2x) latest @ Georgetown (11/15/14)  
2 (4x) latest vs. Norfolk St. (11/28/14)  
5 @Rutgers (11/23/14)  
5 vs. Norfolk State (11/28/14)  
2 (6x) latest vs. NJIT (12/23/13)  
34 (2x) latest vs. Norfolk St. (11/28/14)

#### Season High's

Points  
Field Goals  
Field Goals Attempted  
3PT Field Goals  
3PT Field Goals Attempted  
Free Throws  
Free Throws Attempted  
Rebounds  
Off. Rebounds  
Assists  
Turnovers  
Blocks  
Steals

15 @ Rutgers (11/23/14)  
6 @ Rutgers (11/23/14)  
8 @ Rutgers (11/23/14)  
3 vs. Mt. St. Vincent (12/13/14)  
7 vs. Mt. St. Vincent (12/13/14)  
4 vs. Norfolk St. (11/28/14)  
7 vs. Tenn. St. (11/29/14)  
8 @ Georgetown (11/15/14)  
3 @ Georgetown (11/15/14)  
2 vs. Norfolk St. (11/28/14)  
5 @ Rutgers (11/23/14)  
5 vs. Norfolk St. (11/28/14)  
2 @ Liberty (12/6/15)

2014-15 St. Francis Brooklyn Basketball  
St. Francis Brooklyn Individual Game-by-Game (as of Dec 19, 2014)  
All games

#34 DOUGLAS, Kevin																			
Opponent	Date	gs	mins	Total	pts	fg	3pt	ft	reb	ast	blk	stl	pts	avg	fg	3pt	ft	reb	ast
at Georgetown	11/15/14	*	21	2-5	400	1-1	1,000	0-1	.000	3	5	8	0.0	1	0	4	0	0	5
ARMY	11/19/14	*	26	4-6	.667	1-2	.500	3-3	1,000	0	5	5	6.5	3	0	1	0	0	12
at Rutgers	11/23/14	*	26	6-8	.750	1-2	.500	2-2	1,000	2	5	7	6.7	3	0	5	0	0	15
at La Salle	11/25/14	*	14	1-5	.200	0-1	.000	0-0	.000	2	2	4	6.0	2	0	2	0	0	2
vs Norfolk State	11/28/14	*	34	3-5	.600	1-3	.333	4-4	1,000	1	3	4	5.6	3	2	4	5	0	11
vs Tennessee State	11/29/14	*	27	4-5	.800	1-2	.500	3-7	.429	1	3	4	5.3	3	1	2	1	0	12
at Liberty	12-06-14	*	22	2-4	.250	0-3	.000	0-0	.000	1	4	5	5.3	2	2	1	0	2	4
at NJIT	12/09/14	*	20	3-5	.600	1-2	.500	1-2	.500	1	2	3	5.0	5	1	0	1	0	8
CMU-M	12/13/14	*	30	4-11	.364	3-7	.429	0-0	.000	1	5	6	5.1	3	1	2	0	1	11
DELAWARE STATE	12/17/14	*	25	3-10	.300	0-4	.000	2-2	1,000	4	2	6	5.2	5	0	1	0	0	8
Totals			10	245	32-68	.471	9-27	.333	15-21	.714	16	36	52	5.2	30	7	22	7	3

Games played: 10  
Minutes/game: 24.5  
Points/game: 8.9  
FG Pct: 47.1  
3FG Pct: 33.3  
FT Pct: 71.4

Rebounds/game: 5.2  
Assists/game: 0.7  
Turnovers/game: 2.2  
Assists/turnover ratio: 0.3  
Steals/game: 0.3  
Blocks/game: 0.7

#### DOUGLAS'S CAREER STATISTICS

YEAR	GP/S	FGM-FGA	FG%	3FGM-3FGA	FTM-FTA	FT%	PTS	PPG	REB	RPG	AST	TO	BLK	STL
2011-12	30/2	31-81	.383	7-31, .226	18-27	.667	87	2.9	65	2.2	11	20	3	15
2012-13	16/14	47-105	.448	18-48, .375	7-13	.538	119	7.4	54	3.4	6	18	9	6
2013-14	31/16	45-109	.413	14-48, .292	20-30	.667	124	4.0	80	2.6	11	34	6	12
2014-15	10/10	32-68	.471	9-27, .333	15-21	.714	88	8.8	52	5.2	7	22	7	3
Totals	87/42	153-355	.435	48-154, .319	60-91	.656	418	4.3	231	2.6	35	94	25	36





**Quick Hitters:** Led the NEC last season in conference contests with a 3.33 assist/turnover ratio...Dished 120 assists against just 36 turnovers... Was 2nd in the NEC in league contests at 8.0 apg...His 187 assist/70 turnover rate (2.67) was second overall in the conference...His 6.03 apg. was good for 3rd in the NEC...Scored his 600th career point against CCSU (2/18/14)... His 187 assists were the second-best season-total in school history...Stands second all-time with 490 handouts at St. Francis Brooklyn...Needs 45 more to become the school's all-time leader... Needs 10 assists to become just the 2nd Terrier to join the 500 Point and 500 Assist Club (Greg Nunn, 1997-01)...Needs 171 points and 10 assists to become the first Terrier to score 1,000 points and handout 500 assists...Is 25th all-time on NEC Assist list.

**2013-2014:** Leads the NEC with 2.46 steals per game, which is good for 13th in the country...Has scored in double-digits in 12 of 13 contests... Scored 16 points in the win at Liberty (12/6/14) and then matched that performance with 16 points at NJIT (12/9/14)...Also hit a career-high 4 treys against the Highlanders...Poured in a season-high 25 points in the victory against Mt. St. Vincent (12/13/14)...Handed out a season-high nine assists versus Delaware State (12/17/14)...Scored a game-high 19 points in the victory against Columbia (12/30/14).

**2013-2014:** Recorded a career-high seven rebounds coming off the bench in the victory at Miami Fla. (11/8/13)...Also hit 7-of-8 free-throws, including a pair of clutch makes in the closing seconds of overtime...Recorded a game-high four assists at Syracuse (11/18/13)...Produced his first career double-double with 11 points and 10 assists in the win against Oakland (11/24/13)...Came up with a season-high three steals in the victory against Mt. St. Vincent (11/27/13)...Came off the bench to hand out eight assists against just one turnover in 17 minutes in the victory against Canisius (12/14/13)...Scored eight points and delivered the game-winning assist in the buzzer-beater win against Lafayette (12/19/13)...Recorded a career-high 12 assists and added eight points and seven rebounds (tied career-high) in the victory versus LIU Brooklyn (1/9/14)...Added seven assists and just one turnover at Mount (1/11/14)...Compiled 12 points and 11 assists for his second "double-double" of the season versus CCSU (1/16/14)...Dished 11 assists against just one miscue and added a season-high three steals in the win against Sacred Heart (1/18/14)...Handed out 10 helpers against FDU (1/23/14)...Produced a then career-high 20 points on 7-of-12 shooting at Bryant (1/25/14)...Followed that up with a new career-standard 28 points and eight assists in the win at Sacred Heart (1/29/14)...Handed out 11 dimes in 27 minutes at SFU (2/20/14)...Tied his season and career-high with seven boards at Robert Morris (2/22/14)...Recorded 15 points, nine assists, and zero turnovers against Bryant (2/27/2014)...Recorded his third double-double of the season with 11 points and 11 assists against FDU (3/1/14)...Recorded seven assists against Mount in the NEC quarterfinals (3/5/14).

**2012-2013:** Tied for 8th in the NEC with 4.06 assists per game...Came up with the game-winning play at Quinnipiac (1/3/13), intercepting an outlet pass for a steal and layup with nine seconds left. It was the one of his career-high five steals.

**2011-2012:** Averaged 22.2 minutes per game and paced the squad with 118 assists and 42 steals... Made 12 starts at the point...Exploded for a then career-high 19 points, including 16 in the second-half in the victory at Robert Morris (1/28/12).

**Background:** The Bedford Academy product, who averaged 17.8 points and 9.5 assists per game as a senior, had a game-high 33 points and seven steals to lead the Panthers past South Bronx, 76-63, in the PSAL 'A' championship game at St. Francis College in 2010. He was named the game's Most Valuable Player.

#### Career Highs

Points	28 @ Sacred Heart (1/29/14)
Field Goals	9 (2x) latest vs. Mt. St. Vincent (12/13/14)
Field Goals Attempted	16 vs. Mt. St. Vincent (12/13/14)
3PT Field Goals	4 @ NJIT (12/9/14)
3PT Field Goals Attempted	8 vs. Mt. St. Vincent (12/13/14)
Free Throws	8 @ Sacred Heart (1/29/14)
Free Throws Attempted	8 (3x) latest Sacred Heart (1/29/14)
Rebounds	7 (4x) latest vs. Delaware State (12/17/14)
Assists	12 vs. LIU Brooklyn (1/9/14)
Turnovers	8 (2x) latest vs. Georgetown (11/15/14)
Blocks	2 @ NJIT (12/30/12)
Steals	5 @ Quinnipiac (1/3/13)
Minutes	42 vs. Norfolk St. (11/28/14)

#### Season High's

Points	25 vs. Mt. St. Vincent (12/13/14)
Field Goals	9 vs. Mt. St. Vincent (12/13/14)
Field Goals Attempted	16 vs. Mt. St. Vincent (12/13/14)
3PT Field Goals	4 @ NJIT (12/9/14)
3PT Field Goals Attempted	8 vs. Mt. St. Vincent (12/13/14)
Free Throws	6 @ Liberty (12/6/15)
Free Throws Attempted	7 @ Liberty (12/6/15)
Rebounds	7 vs. Delaware State (12/17/14)
Off. Rebounds	2 vs. Mt. St. Vincent (12/13/14)
Assists	9 vs. Delaware State (12/17/15)
Turnovers	8 vs. Georgetown (11/15/14)
Blocks	0
Steals	4 (2x) latest vs. Army (11/19/14)
Minutes	42 vs. Norfolk St. (11/28/14)

#### JONES' CAREER STATISTICS

YEAR	GP/S	FGM-FGA	FG%	3FGM-3FGA	FTM-FTA	FT%	PTS	PPG	REB	RPG	AST	TO	BLK	STL
2011-12	30/12	80-228	.351	15-53	283	.62	86	7.9	84	2.8	118	100	2	42
2012-13	30/28	67-183	.366	11-45	244	.44	62	179	6.0	69	127	80	4	30
2013-14	31/16	76-178	.427	20-59	339	.61	84	726	233	7.5	92	187	70	33
2014-15	13/13	65-157	.414	17-47	362	.33	46	711	180	13.4	45	58	45	32
Totals	104/69	288-746	.386	63-204	309	.683	829	8.0	290	2.7	490	295	9	137

2014-15 St. Francis Brooklyn Basketball  
St. Francis Brooklyn Individual Game-by-Game (as of Dec 29, 2014)  
All games

#01 JONES, Brent																					
Opponent	Date	gp	pts	fg	3fg	ft	ast	tot	reb	blk	stl	pf	pts	pts	pts	pts	pts				
at Georgetown	11/15/14	*	34	4-8	.500	2-3	.667	3-4	7-50	1	2	3	3.8	3	6	6	4	13.0			
ARMY	11/19/14	*	33	4-14	.286	1-3	.333	1-2	.500	1	3	4	3.5	0	6	1	0	11.5			
at Rutgers	11/23/14	*	33	5-13	.385	1-4	.250	0-0	.000	1	2	3	3.3	0	4	6	3	11.3			
at La Salle	11/25/14	*	30	6-11	.545	0-1	.000	1-1	1.000	0	2	2	3.0	2	3	2	0	11.5			
vs Rhode State	11/28/14	*	42	4-9	.444	2-4	.500	1-2	.500	0	3	3	3.8	1	5	6	2	11.6			
vs Tennessee State	11/29/14	*	36	3-11	.273	0-3	.000	5-6	.833	0	2	2	2.8	0	2	1	0	11.5			
at Liberty	12-06-14	*	33	5-13	.385	0-1	.000	6-7	.857	1	2	3	2.9	2	4	1	0	12.1			
at NJIT	12/09/14	*	31	6-12	.500	4-6	.667	0-0	.000	1	0	1	2.6	2	2	1	0	12.6			
CMU-PA	12/19/14	*	35	9-18	.500	3-6	.375	4-6	.667	2	4	6	3.8	1	6	3	0	14.0			
DELAWARE STATE	12/17/14	*	38	2-14	.143	0-4	.000	1-2	.500	2	5	7	3.4	1	9	4	0	13.1			
FDU	12/20/14	*	37	6-13	.462	0-1	.000	2-3	.667	0	5	5	3.5	1	4	5	2	13.2			
at Monmouth	12/23/14	*	27	5-10	.500	3-4	.750	3-5	.600	1	3	4	3.6	2	4	0	0	13.4			
TOTALS		12	488	349	144	430	16	42	.381	22	38	31	10	33	43	34	56	42	31	134	134
Games played: 12																					
Points/game: 34.1																					
Points/game: 36.4																					
FG pct: 41.0																					
3FG pct: 38.1																					
FT Pct: 71.1																					

Games Played: 12	Rebounds/game: 3.8
Minutes/game: 34.1	Assists/game: 4.8
Points/game: 33.4	Turnovers/game: 3.5
FTS Pct: 41.0	Assist/turnover ratio: 1.3
3FG Pct: 38.1	Steals/game: 2.8
FT Pct: 71.1	



**2014-15:** Averaging 11.2 minutes per game off the bench...Went 4-of-5 from the line and matched his career-high with three assists at NJIT (12/9/14).

**2013-2014:** Averaged a career-high 14.0 minutes per game...Received his first Terrier start at Syracuse (11/18/13) and recorded three steals and three rebounds in 19 minutes...Injured his elbow at Syracuse and missed the next six contests before making his return against Canisius (12/14/13)...Scored a then career-high 12 points at Columbia (1/4/14) and added five boards...Pulled down a career-high six boards and added two steals at FDU (1/23/14)...Recorded a career-high three rejections in the victory at SFU (2/20/14) and also added seven points and two steals in 24 minutes off the bench...Hit 9-of-10 shots en route to a career-high 18 points at Robert Morris (2/22/14). Played a career-high 39 minutes against the Colonials in just his second career start...Matched his career-high with 18 points on 5-of-11 shooting against Mount St. Mary's in the NEC Quarterfinals (3/5/14)...Also went 8-of-14 from the line and added two steals.

**2012-2013:** Averaged 7.6 minutes per game for the season but his playing time increased to 16.8 mpg. over the Terriers' last five contests...Scored eight points against FDU (1/19/13) on 4-for-5 shooting and also pulled down four boards, all on the offensive glass... Provided a major spark during his seven minutes at the end of the first-half against Wagner (1/12/13) with several hustle plays that ignited the squad. Ulmer scored five points and added his first career trey against the Seahawks. Was terrific in a career-high 13 minute appearance vs. LIU Brooklyn (1/24/2013). Scored a career-high 10 points on 4-of-6 shooting and added three rebounds and two assists against the Blackbirds....Played a career-high 22 minutes at Mount St. Mary's (2/23/13)...Grabbed a career-best seven boards in the victory against Sacred Heart (3/2/13).

**2011-2012:** Made 15 appearances in his initial season as a Terrier...Played a season-high nine minutes at Wagner (12/3/11)...Scored his first career basket in the victory at NJIT (11/26/11) and also grabbed two boards...Came up with his first career rejection in the win against Brown (12/29/11).

**Background:** Averaged 16.8 points per game at Staten Island Tech during the 2008-2009 season and was a Staten Island Advance All-Star. Ulmer scored 20 or more points seven times, including a season-high 31 against Curtis. He also produced a 29-point game against Cardozo. Ulmer was rated as the 30th best NYC prospect in the class of 2009 by The HOOPSCOOP Online.

#### Career Highs

Points	18 (2x) latest @ Mount (3/5/14)
Field Goals	9 @ RMU (2/22/14)
Field Goals Attempted	11 @ Mount (3/5/14)
3PT Field Goals	1 (3x) latest vs. Columbia (1/4/14)
3PT Field Goals Attempted	3 (2x) latest vs. Columbia (1/4/13)
Free Throws	8 @ Mount (3/5/14)
Free Throws Attempted	14 @ Mount (3/5/14)
Rebounds	6 (2x) latest @ RMU (2/22/14)
Assists	3 @ NJIT (12/9/2014)
Turnovers	3 vs. RMU (2/8/14)
Blocks	3 @ SFU (2/20/14)
Steals	3 @ Syracuse (11/18/13)
Minutes	39 @ RMU (2/22/14)

#### Season Highs

Points	10 vs. Delaware St. (12/17/14)
Field Goals	1 vs. Delaware St. (12/17/14)
Field Goals Attempted	5 vs. Delaware St. (12/17/14)
3PT Field Goals	0
3PT Field Goals Attempted	2 @ NJIT (12/9/14)
Free Throws	4 (2x) latest vs. vs. Delaware St.(12/17/14)
Free Throws Attempted	6 (2x) vs. Delaware St. (12/17/14)
Rebounds	5 vs. Delaware St. (12/17/14)
Assists	5 vs. vs. Delaware St. (12/17/14)
Turnovers	2 vs. Army (11/19/14)
Blocks	1 (2x) latest vs. Tenn St.
Steals	1 (3x) latest vs. Delaware St. (12/17/14)
Minutes	26 @ Monmouth (12/23/14)

2014-15 St.Francis Brooklyn Basketball  
St. Francis Brooklyn Individual Game-by-Game (as of Dec 30, 2014)  
All games

#23 ULMER, Lowell																				
Opponent	Date	gs	min	Total		3-Points		Free throws		Rebounds										
				fg	pct	fga	pct	ft	pct	off	def	tot	avg	pf	a	to	blk	stl	pts	
at Georgetown	11/15/14	4	0-4	.000	0-0	.000	0-0	.000	1	0	1	1.0	2	0	0	0	0	0	0.0	
at ARMY	11/19/14	6	0-1	.000	0-0	.000	0-0	.000	0	1	1	1.0	1	0	2	0	0	0	0.0	
at Rutgers	11/23/14	5	0-0	.000	0-0	.000	0-0	.000	0	0	0	0.7	1	0	1	1	0	0	0.0	
at La Salle	11/25/14	9	0-2	.000	0-0	.000	0-0	.000	0	1	2	1.0	0	0	1	0	0	0	0.0	
vs Norfolk State	11/28/14	5	0-1	.000	0-0	.000	1-2	.500	0	0	0	0.8	2	0	0	0	0	0	1.2	
vs Tennessee State	11/29/14	9	0-1	.000	0-0	.000	.46	.667	2	0	2	1.0	2	1	0	1	1	4	0.8	
at Liberty	12-06-14	13	0-0	.000	0-0	.000	0-0	.000	0	0	2	2	1.1	3	0	0	0	0	0.7	
at NJIT	12/09/14	21	1-5	.200	0-2	.000	4-5	.800	2	1	3	1.4	3	3	0	0	1	6	1.4	
CMU-PA	12/13/14	2	0-1	.000	0-0	.000	0-0	.000	0	1	1	1.3	4	0	0	0	0	0	1.2	
DELAWARE STATE	12/17/14	23	3-7	.429	0-0	.000	4-6	.667	4	1	5	1.7	5	1	0	0	1	10	2.1	
FAU	12/20/14	11	2-3	.667	0-0	.000	0-0	.000	1	1	2	1.7	3	1	2	0	2	4	2.3	
at Monmouth	12/23/14	26	1-2	.500	0-1	.000	0-0	.000	0	3	3	1.8	2	0	0	0	0	0	2.3	
COLUMBIA	12/30/14	7	0-0	.000	0-0	.000	0-0	.000	0	0	0	1.7	1	2	0	1	0	0	2.1	
Totals		0	141	7-27	.259	0-3	.000	13-19	.684	11	11	22	17	29	8	6	2	6	27	2.1
Games played: 13										Rebounds/game: 1.7										
Minutes/game: 10.8										Assists/game: 0.6										
Points/game: 2.1										Turnovers/game: 0.5										
FG Pct: 25.9										Assist/turnover ratio: 1.3										
3FG Pct: 0.0										Steals/game: 0.5										
FT Pct: 68.4										Blocks/game: 0.2										

Games played: 13  
Minutes/game: 10.8  
Points/game: 2.1  
FG Pct: 25.9  
3FG Pct: 0.0  
FT Pct: 68.4

Rebounds/game: 1.7  
Assists/game: 0.6  
Turnovers/game: 0.5  
Assist/turnover ratio: 1.3  
Steals/game: 0.5  
Blocks/game: 0.2

#### ULMER'S CAREER STATISTICS

YEAR	GP/S	FGM-FGA	FG%	3FGM-3FGA	FTM-FTA	FT%	PTS	PPG	REB	RPG	AST	TO	BLK	STL
2011-12	15/0	5-11	.455	0-1, .000	1-3	.333	11	0.7	11	0.7	1	3	1	0
2012-13	24/0	20-56	.357	4-15, .267	9-20	.450	53	2.2	44	1.8	25	18	6	15
2013-14	26/3	34-81	.420	3-19, .158	20-30	.513	91	3.5	64	2.5	14	21	9	15
2014-15	12/0	7-27	.259	0-3, .000	13-19	.684	27	2.3	22	1.8	8	6	2	6
Totals	77/4	63-169	.398	7-37, .200	38-64	.566	171	2.4	124	1.8	47	46	18	34



**Quick Hitters:** Helped lead College of Central Florida to the 2013 NJCAA Division I Men's Basketball Championship in 2013...Led the Terriers last season with 55 blocks...Finished 3rd in the NEC with 1.72 blocks per game...Made his first career start at Bryant (1/25/14)...Nearly pulled off a triple-double against Bryant (2/27/14) recording a career-high 21 points, 10 blocks, and nine rebounds.

**2014-2015:** Leads Squad with 20 blocks despite missing six contests...Produced his first "double-double" of the season with 14 points and 10 boards in the victory at Liberty (12/6/14)...It was his first career double-figure rebound game...Went a career-best 8-of-10 from the foul line against the Flames...Swatted a season-high four shots at NJIT (12/9/14).

**2013-2014:** Contributed six points, two blocks, and four rebounds in 18 minutes off the bench at Miami FL (11-8-13)...Had seven points, five rebounds, and two blocks in 15 minutes in the victory at FAU (11/11/13)...Scored nine points and grabbed six caroms in 23 minutes off the bench versus Oakland (11/24/13)...Had his second-straight 9 point, six rebound performance against Mt. St. Vincent (11/27/13)...Contributed a career-high 11 points on 4-of-6 shooting in just 14 minutes in the win against Canisius (12/14/13)...Recorded a career-best eight rebounds and three blocks in the win against LIU Brooklyn (1/9/14)...Recorded seven points and two blocks in the win versus Sacred Heart (1/18/14)...Grabbed six boards in just 14 minutes off the bench against CCSU (2/18/14)...Scored seven points and pulled down four rebounds in the victory at SFU (2/20/14)...Nearly pulled off a triple-double against Bryant (2/27/14) recording a career-high 21 points, 10 blocks, and nine rebounds...Had 10 points, seven boards and three rejections in the NEC quarterfinals at Mount (3/15/14).

**Background:** Helped lead the College of Central Florida to the 2013 NJCAA Division I Men's Basketball Championship. Fall, a native of Senegal, recorded seven rebounds and two blocks in the national semifinal game against Spartanburg Methodist after averaging 7.6 points and 5.2 rebounds per game in his final season. He shot 50.8 percent from the floor and led the team with 46 blocks. Prior to enrolling at the College of Central Florida, Fall helped lead Wings Academy to the PSAL semifinals in 2010-2011. The shot-blocking menace swatted 8.6 shots per game in his senior season at Wings. In addition, he averaged 12.3 points and 8.6 rebounds per contest. The New York Post named Fall to the 2010-2011 All-Bronx First Team. He was enrolled at Radford University in 2011-2012 but did not play for the Highlanders.

#### Career Highs

Points	21 vs. Bryant (2/27/14)
Field Goals	9 vs. Bryant (2/27/14)
Field Goals Attempted	12 vs. Bryant (2/27/14)
3PT Field Goals	0
3PT Field Goals Attempted	0
Free Throws	8 @ Liberty (12/6/14)
Free Throws Attempted	10 @ Liberty (12/6/14)
Rebounds	10 @ Liberty (12/6/14)
Assists	1 (2x) latest vs. Coastal Carolina (11/23/13)
Turnovers	3 (3x) latest vs. Bryant (2/27/14)
Blocks	10 vs. Bryant (2/27/14)
Steals	3 @ La Salle (11/25/14)
Minutes	33 vs. Bryant (2/27/14)

#### Season Highs

Points	14 @ Liberty (12/6/14)
Field Goals	3 (2x) latest @ Liberty (12/6/14)
Field Goals Attempted	6 (2x) latest @ La Salle (11/25/14)
3PT Field Goals	0
3PT Field Goals Attempted	0
Free Throws	8 @ Liberty (12/6/14)
Free Throws Attempted	10 2x latest @ NJIT (12/9/14)
Rebounds	10 @ Liberty (12/6/14)
Assists	2 @ La Salle (11/25/14)
Turnovers	2 (2x) latest (11/25/14)
Blocks	4 (2x) @ NJIT (12/9/14)
Steals	3 @ La Salle (11/25/14)
Minutes	26 @ NJIT (12/9/14)

#### 2014-15 St. Francis Brooklyn Basketball St. Francis Brooklyn Individual Game-by-Game (as of Dec 30, 2014) All games

##### #32 FALL, Amdy

Opponent	Date	gs	min	Total		3-Pointers		Free throws		Rebounds			pf	a	t/o	blk	stl	pts	avg
				fg	fga	3fg	3fga	ft	fta	off	def	tot							
at Georgetown	11/15/14 *	27	1-5	.200	0-0	.000	0-0	.000	2	2	4	4.0	3	1	0	4	0	2.0	
ARMY	11/19/14 *	21	3-6	.500	0-0	.000	1-3	.333	3	1	4	4.0	2	0	2	2	1	7.45	
at Rutgers	11/23/14 *	20	2-2	1.000	0-0	.000	2-3	.667	2	3	5	4.3	4	1	1	2	0	6.0	
at La Salle	11/25/14 *	20	1-6	.167	0-0	.000	0-0	.000	0	4	4	4.3	3	2	2	3	3	4.3	
at Liberty	12-06-14	21	3-5	.600	0-0	.000	8-10	.800	6	4	10	5.4	4	0	1	2	0	14.62	
at NJIT	12/09/14 *	26	0-1	.000	0-0	.000	6-10	.600	2	4	6	5.5	3	0	0	4	1	6.62	
COLUMBIA	12/30/14	27	1-3	.333	0-0	.000	3-4	.750	3	2	5	5.4	3	0	2	3	2	5.60	
Totals		5	162	11-28	.393	0-0	.000	20-30	.667	18	20	38	5.4	22	4	8	20	7	42.00

Games played: 7  
Minutes/game: 23.1  
Points/game: 6.0  
FG Pct: 39.3  
FT Pct: 66.7

Rebounds/game: 5.4  
Assists/game: 0.6  
Turnovers/game: 1.1  
Assist/turnover ratio: 0.5  
Steals/game: 1.0  
Blocks/game: 2.9

#### FALL'S CAREER STATISTICS

YEAR	GP/S	FGM-FGA	FG%	3FGM-3FGA	FTM-FTA	FT%	PTS	PPG	REB	RPG	AST	TO	BLK	STL
2013-14	32/2	57/125	.456	0-0	52-79	.658	166	5.2	125	3.9	6	35	55	10
2014-15	7/5	11/28	.393	0-0	20-30	.667	42	6.0	38	5.4	4	8	20	7
Totals	39/7	64/142	.457	0-0	72-109	.647	208	5.2	163	4.2	10	43	75	17



YEAR	GP/S	FGM-FGA	FG%	3FGM-3FGA	FTM-FTA	FT%	PTS	PPG	REB	RPG	AST	TO	BLK	STL
2013-14	19/2	17-52	.327	5-22, .227	9-14	.643	48	2.5	16	.8	19	18	0	7
2014-15	11/0	12-42	.286	5-23, .217	5-6	.833	34	2.3	10	.9	9	12	0	3
Totals	30/2	29-94	.333	10-45, .207	14-20	.643	82	2.78	26	0.9	28	30	0	10



**2014-15:** Has not played this season.

**Background:** Doss is a 6'4" wing who will provide the Terriers with another option from behind the arc. Last season, the native of Chicago, Illinois shot 40 percent from long distance en route to averaging 18.0 ppg. and 6.6 rebounds at Eastern Wyoming Community College. He averaged 18.2 points and 4.0 rebounds as a senior at Taft High School. Doss is an excellent athlete, likes to attack the offensive glass, and has the ability to get to the rim.

Points	0
Field Goals	0
Field Goals Attempted	0
3PT Field Goals	0
3PT Field Goals Attempted	0
Free Throws	0
Free Throws Attempted	0
Rebounds	0
Assists	0
Turnovers	0
Blocks	0
Steals	0
Minutes	0

DOSS CAREER STATISTICS														
YEAR	GP/S	FGM-FGA	FG%	3FGM-3FGA	FTM-FTA	FT%	PTS	PPG	REB	RPG	AST	TO	BLK	STL
2014-15	Has not seen action													



**2014-15:** Averaging 13.6 mpg off the bench...Scored nine points and grabbed seven boards at Rutgers (11/23/14)...Added nine points and a career-high 10 caroms in the victory versus Florida Atlantic (12/20/14)...Has started six straight contests.

**Background:** The 6'6" Hooper prepped at Satellite Academy before playing one season at both Kaskasia Community College (Illinois) and at Odessa Community College (Texas)... Hooper, who averaged 12.3 points and 11.3 rebounds in his senior year at Satellite Academy will have two years of eligibility at St. Francis Brooklyn... Hooper averaged 11.7 points and 9.0 rebounds per game in his first collegiate season at Kaskasia and helped lead the squad to a 20-11 record...He also shot 62 percent from the field and averaged a block per game... In his sophomore year, Hooper contributed 6.9 points and 5.8 rebounds per game for national powerhouse Odessa.

2014-15 St.Francis Brooklyn Basketball  
St. Francis Brooklyn Individual Game-by-Game (as of Dec 30, 2014)  
All games

#15 HOOPER, Chris																			
Opponent	Date	gs	min	Total	3 Pointers	Free throws	Rebounds												
at Georgetown	11/15/14	13	5-7	423	0-0	.000	1-1	1,000	4	1	5	5.0	2	0	0	0	7	7.0	
ARMY	11/19/14	8	0-1	.000	0-0	.000	4-4	1,000	1	1	2	3.5	3	0	3	1	1	4	5.5
at Rutgers	11/23/14	18	3-4	.750	0-0	.000	3-4	.750	2	5	7	4.7	3	1	2	0	2	9	6.7
at La Salle	11/25/14	16	2-6	.333	0-0	.000	0-0	.000	1	2	3	4.3	3	2	1	0	2	4	6.0
vs Norfolk State	11/28/14	*	23	2-4	.500	0-0	.000	1-2	.500	2	2	4	4.2	5	2	0	0	5	5.8
vs Tennessee State	11/29/14	*	19	2-3	.667	0-0	.000	2-7	.286	1	2	3	4.0	2	3	1	2	0	5.8
at Liberty	12-06-14	*	12	1-4	.250	0-0	.000	0-0	.000	2	1	3	3.9	2	1	0	0	1	2.5
at NJIT	12/09/14	4	0-1	.000	0-0	.000	0-0	.000	1	0	1	3.5	0	0	0	0	0	0	4.6
CMSV-M	12/13/14	*	3	0-0	.000	0-0	.000	0-0	.000	1	0	1	3.2	0	0	0	0	0	4.1
DELAWARE STATE	12/17/14	*	15	1-2	.500	0-0	.000	0-1	.000	1	4	5	3.4	1	0	3	0	2	3.9
FAU	12/20/14	*	20	3-8	.375	0-0	.000	3-5	.600	5	5	10	4.0	2	1	2	0	9	4.4
at Monmouth	12/23/14	*	17	1-4	.250	0-0	.000	1-2	.500	1	4	5	4.1	1	1	0	1	2	4.3
COLUMBIA	12/30/14	*	9	2-3	.667	0-0	.000	0-0	.000	1	1	2	3.9	3	0	2	0	0	4.2
Totals		8	177	20-47	426	0-0	.000	15-26	.577	23	28	51	3.9	27	11	14	4	8	55.42

Games played: 13  
Minutes/game: 13.6  
Points/game: 4.2  
FG Pct: 42.6  
FT Pct: 57.7  
Rebounds/game: 3.9  
Assists/game: 0.8  
Turnovers/game: 1.1  
Assist/turnover ratio: 0.8  
Steals/game: 0.6  
Blocks/game: 0.3

#### Career Highs

Points 9 (2x) latest vs. FAU (12/20/14)  
Field Goals 3 (3x) latest vs. FAU (12/20/14)  
Field Goals Attempted 8 vs. FAU (12/20/14)  
3PT Field Goals 0  
3PT Field Goals Attempted 0  
Free Throws 4 vs. Army (11/19/14)  
Free Throws Attempted 7 vs. Tenn. State (11/29/14)  
Rebounds 10 vs. FAU (12/20/14)  
Assists 3 vs. Tenn. State (11/29/14)  
Turnovers 3 (2x) latest vs. Delaware St. (12/17/14)  
Blocks 2 vs. Tenn. State (11/29/14)  
Steals 2 (3x) latest vs. Monmouth (12/23/14)  
Minutes 23 vs. Norfolk State (11/28/14)

#### HOOPERS'S CAREER STATISTICS

YEAR	GP/S	FGM-FGA	FG%	3FGM-3FGA	FTM-FTA	FT%	PTS	PPG	REB	RPG	AST	TO	BLK	STL
2014-15	13/8	20-47	.426	0-0	15-26	.577	55	4.2	51	3.9	11	14	4	8





**2014-15:** Is averaging 13.9 mpg. off the bench...Scored 11 points in his Terrier debut at Georgetown (11/15/14)...Followed that up with 12 points and a season-high eight caroms and three rejections versus Army (11/19/14)...Was in double-figures with 11 points at Rutgers (11/23/14)...Scored six points and grabbed seven boards in the win at Monmouth (12/23/14).

**Background:** The 6'8" Jenifer was an NJCAA All-American at Hagerstown C.C. during his sophomore season in 2012-13 after averaging 21 points per game while pulling down eight rebounds and shooting 47% in 33 games played. As a freshman, he helped lead the squad to a 29-5 record and a trip to the NJCAA Tournament following a Region XX championship. Jenifer was seventh in the Maryland Junior College Athletic Association in rebounding (8.4 pg.) and also recorded 49 blocks. As a senior at Potomac High School (Md.), Jennifer scored 26 points, grabbed 15 rebounds, and blocked four shots in the Wolverines Maryland 3A South quarterfinal victory.

2014-15 St. Francis Brooklyn Basketball  
St. Francis Brooklyn Individual Game-by-Game (as of Dec 30, 2014)  
All games

#03 JENIFER, Antonio																			
Opponent	Date	gs	min	Total	pts	3P	pts	Free	Rebounds	ast	blk	stl	pts	ast	blk	stl	pts	ast	blk
at Georgetown	11/15/14	15	4:3	444	1-2	500	2-4	500	2	3	5	5	0	2	1	2	0	11	11.0
ARMY	11/19/14	20	5:8	625	2-3	667	0-1	.000	1	7	8	6.5	4	1	3	0	3	12	11.5
at Rutgers	11/23/14	25	4:9	444	1-3	333	2-3	.667	2	4	6	6.3	3	1	0	2	0	11	11.3
at La Salle	11/25/14	11	3:8	375	1-1	1,000	1-2	.500	4	0	4	5.8	1	0	0	0	0	8	10.5
vs Norfolk State	11/28/14	21	2:5	400	1-2	500	3-7	.429	1	3	4	5.4	1	0	2	1	0	8	10.0
vs Tennessee State	11/29/14	12	2:6	333	0-2	.000	0-0	.000	2	2	4	5.2	1	1	0	0	0	4	9.0
at Liberty	12-06-14	4	1-2	500	0-1	.000	0-0	.000	0	0	0	4.4	1	0	0	0	1	2	8.0
at NJIT	12/09/14	8	0-3	.000	0-2	.000	0-0	.000	0	2	2	4.1	2	0	0	0	0	0	7.0
CMSV-M	12/13/14	11	2-5	400	2-2	1,000	0-0	.000	1	3	4	4.1	2	0	0	0	0	6	6.9
DELAWARE STATE	12/17/14	8	0-3	.000	0-1	.000	0-0	.000	0	1	1	3.8	0	0	1	0	0	0	6.2
FAU	12/20/14	14	2-3	.667	0-0	.000	3-4	.750	3	1	4	3.8	3	0	1	0	1	7	6.3
at Monmouth	12/23/14	25	2:6	333	2-3	.667	0-0	.000	1	6	7	4.1	3	2	2	0	0	6	6.3
COLUMBIA	12/30/14	7	1-6	.167	0-1	.000	2-2	1.000	2	0	2	3.9	1	0	0	0	1	4	6.1
Totals		0	181	28-73	.384	10-23	.435	13-23	.565	19	32	51	3.9	24	6	11	3	6	7.9

Games played: 13  
Minutes/game: 13.9  
Points/game: 6.1  
FG Pct: 38.4  
3FG Pct: 43.5  
FT Pct: 56.5  
Rebounds/game: 3.9  
Assists/game: 0.5  
Turnovers/game: 0.8  
Assist/turnover ratio: 0.5  
Steals/game: 0.5  
Blocks/game: 0.2

#### Career Highs

Points	14 vs. @ NJIT (12/9/14)
Field Goals	5 @ NJIT (12/9/14)
Field Goals Attempted	14 @ NJIT (12/9/14)
3PT Field Goals	2 @ NJIT (12/9/14)
3PT Field Goals Attempted	6 @ NJIT (12/9/14)
Free Throws	4 @ NJIT (12/9/14)
Free Throws Attempted	7 vs. Norfolk St. (11/28/14)
Rebounds	8 vs. Army (11/19/14)
Assists	2 @ Monmouth (12/23/14)
Turnovers	3 vs. Army (11/19/14)
Blocks	2 @ Rutgers (11/23/14)
Steals	3 vs. Army (11/19/14)
Minutes	29 @ NJIT (12/9/14)

#### JENIFER'S CAREER STATISTICS

YEAR	GP/S	FGM-FGA	FG%	3FGM-3FGA	FTM-FTA	FT%	PTS	PPG	REB	RPG	AST	TO	BLK	STL
2014-15	13/0	28-73	.384	10-23, .435	13-23	.565	79	6.1	51	3.9	6	11	3	6



**2014-15:** Has started 12 contests at the two-guard..Scored 13 points and added five boards and two steals at Rutgers (11/23/14)...Followed that up with 11 points off the bench at La Salle (11/25/14)...Recorded a career-high 14 points at NJIT (12/9/14).

**Background:** Jewell, a 6-2 wing from the Bronx, New York, averaged a division-high 25.3 points, 7.8 rebounds, and 3.8 assists per game in his second season at Jamestown Community College (New York)... Following the campaign he was named the Region 3 Division II Player of the Year after scoring over 30 points on nine different occasions... Last season, Jewell shot 44.3 percent overall (212-of-479) from the field and connected on 39 percent (57-of-146) of his 3-point attempts... He also made 70.6 percent (127-of-180) of his free-throw opportunities...He scored over 1,000 points in just two seasons at JCC... After dominating the PSAL "B" division during his high school career at High School for Leadership and Public Service, Jewell received national recognition in just his first week as a college player, leading all NJCAA Division II scorers with 32 ppg. while also grabbing 12 rpg... His amazing opening week earned him honors as NJCAA Region III Co-Athlete of the Week... Jewell averaged 27 points and 13.2 rebounds as a senior at Leadership... He was selected to the 2012 NYC Mayors Cup Game and the Funsport "Battle For The City," and participated in the Big Apple College Exposure Games.

2014-15 St.Francis Brooklyn Basketball  
St. Francis Brooklyn Individual Game-by-Game (as of Dec 30, 2014)  
All games

#00 JEWELL, Tyreek

Opponent	Date	gs	min	Total		3-Pointers		Free Throws		Rebounds			pf	a	t/o	blk	stl	pts	avg
				fg	fga	3fg	3fga	ft	fta	off	def	tot							
at Georgetown	11/15/14	*	31	2-11	.182	0-5	.000	2-2	1.000	0	3	3	20	1	0	0	1	6	6.0
ARMY	11/19/14	*	24	2-5	.400	1-3	.333	0-1	.000	0	2	2	25	1	0	0	0	5	5.5
at Rutgers	11/23/14	*	26	3-10	.300	1-3	.333	6-7	.857	1	4	5	33	4	1	2	0	2	13.0
at La Salle	11/25/14	*	28	4-11	.364	1-4	.250	2-3	.667	2	1	3	33	1	1	0	1	11.8	
vs Norfolk State	11/28/14	*	32	2-11	.182	0-6	.000	2-2	1.000	2	1	3	32	4	1	3	0	1	6.8
vs Tennessee State	11/29/14	*	33	2-11	.182	1-4	.250	2-3	.667	2	5	7	38	2	0	1	1	7.8	
at Liberty	12-06-14	*	27	3-9	.333	1-6	.167	0-0	.000	0	1	1	34	2	0	3	0	7.9	
at NJIT	12/09/14	*	29	5-14	.357	2-6	.333	2-4	.500	1	4	5	36	2	1	1	0	1	14.6
CMSVAM	12/13/14	*	18	2-12	.167	0-0	.000	1-2	.500	4	3	7	40	2	2	2	1	0	5.8
DELAWARE STATE	12/17/14	*	22	3-8	.375	0-4	.000	4-4	1.000	3	2	5	41	0	1	1	0	1	10.8
FAU	12/20/14	*	36	4-12	.333	0-2	.000	1-2	.500	2	4	6	43	0	2	1	0	0	9.5
at Monmouth	12/23/14	*	25	5-9	.556	1-4	.250	0-0	.000	1	2	3	42	0	2	2	0	2	11.7
COLUMBIA	12/30/14	*	27	3-8	.375	0-2	.000	3-5	.600	0	3	3	41	3	2	1	0	2	9.7
Totals	12	358	40-131	.305	6-55	.145	25-35	.714	18	35	53	4.1	23	14	18	2	12	113.7	

Games played: 13  
Minutes/game: 27.5  
Points/game: 8.7  
FG Pct: 30.5  
3FG Pct: 14.5  
FT Pct: 71.4

Rebounds/game: 4.1  
Assists/game: 1.1  
Turnovers/game: 1.4  
Assist/turnover ratio: 0.8  
Steals/game: 0.9  
Blocks/game: 0.2

#### Career Highs

**Points** 13 @Rutgers (11/23/14)  
**Field Goals** 4 (2x) latest vs. FAU (12/20/14)  
**Field Goals Attempted** 12 vs. FAU (12/20/14)  
**3PT Field Goals** 1 (4x) latest vs. Tenn St.  
**3PT Field Goals Attempted** 6 @ vs. Mount St. Vincent (12/13/14)  
**Free Throws** 6 @ Rutgers (11/23/14)  
**Free Throws Attempted** 7 @ Rutgers (11/23/14)  
**Rebounds** 7 vs. Tenn. St. (11/29/14)  
**Assists** 2 (4x) latest vs. Columbia (12/30/14)  
**Turnovers** 3 (2x) latest @ Liberty (12/6/14)  
**Blocks** 1 (2x) latest vs. Mount St. Vincent (12/13/14)  
**Steals** 2 (3x) latest vs. Columbia (12/30/14)  
**Minutes** 33 vs. Tenn. St. (11/29/14)

#### JEWELL'S CAREER STATISTICS

YEAR	GP/S	FGM-FGA	FG%	3FGM-3FGA	FTM-FTA	FT%	PTS	PPG	REB	RPG	AST	TO	BLK	STL
2014-15	13/12	40-131	.305	8-55, .145	23-35	.714	113	8.7	53	4.1	14	18	2	12



**2014-15:** Is averaging 14.8 mpg of the bench...Has started the last three contests in place of the injured Kevin Douglas...Hit a pair of treys at Rutgers (11/23/14) and La Salle (11/25/14).

**Background:** Olafsson, a 6'3" wing played for SC Keflavik, a club team in his native Iceland. He was named the Defensive Player of the Year on his squad. Olafsson hit a game-winning shot against rival Njardvik. He also scored 20 points versus Stjarnan. He averaged 8.9 points and 2.8 rebounds last year under former Terrier assistant coach Andy Johnston. "Gunnar is an athletic wing guard that has an excellent mid-range game and is a good three-point shooter," head coach Glenn Braica said. "He's a high-effort player who is really good in transition and is an excellent defender."

2014-15 St. Francis Brooklyn Basketball  
St. Francis Brooklyn Individual Game-by-Game (as of Dec 30, 2014)  
All games

#04 OLAFSSON, Gunnar																				
Opponent	Date	gs	min	Total		3 Pointers		Free throws		Rebounds			pf	a	to	blk	stl	pts	avg	
				fg	fga	pct	3fg	3fga	pct	f	fta	pct	off	def	tot					
at Georgetown	11/15/14	18	0-4	.000	0-4	.000	1-2	.500	0	2	2	2.0	2	0	2	0	1	1	1.0	
ARMY	11/19/14	12	0-0	.000	0-0	.000	0-0	.000	0	0	0	1.0	0	1	0	1	0	0	0.5	
at Rutgers	11/23/14	28	2-5	.400	2-5	.400	0-0	.000	0	3	3	1.7	0	0	1	0	1	6	2.3	
at La Salle	11/25/14	*	22	2-4	.500	2-4	.500	0-0	.000	0	0	0	1.3	2	0	2	0	6	3.3	
vs Norfolk State	11/28/14	23	2-6	.333	1-5	.200	0-0	.000	1	0	1	1.2	4	1	0	1	1	5	3.6	
vs Tennessee State	11/29/14	13	0-2	.000	0-2	.000	0-0	.000	0	3	3	1.5	0	0	1	0	0	0	3.0	
at Liberty	12-06-14	7	0-2	.000	0-2	.000	0-0	.000	0	0	0	0	1.3	1	0	1	0	0	2.6	
at NJIT	12/09/14	5	0-1	.000	0-1	.000	2-2	1.000	0	1	1	1.3	1	0	0	0	0	2	2.5	
CMSVAM	12/13/14	11	1-3	.333	1-3	.333	0-0	.000	1	1	2	1.3	3	0	1	0	0	3	2.6	
DELAWARE STATE	12/17/14	9	1-1	1.000	1-1	1.000	0-0	.000	0	1	1	1.3	1	0	0	0	0	3	2.6	
FAU	12/20/14	*	16	0-1	.000	0-0	.000	0-0	.000	0	1	1	1.3	2	0	0	0	0	2.4	
at Monmouth	12/23/14	*	14	0-2	.000	0-2	.000	0-0	.000	1	1	2	1.3	2	0	1	0	0	2.2	
COLUMBIA	12/30/14	*	11	0-0	.000	0-0	.000	0-0	.000	1	0	1	1.3	0	0	0	0	0	2.0	
Totals		4	189	8-31	.258	7-29	.241	3-4	.750	4	13	17	1.3	18	2	8	2	3	26	2.0

Games played: 13  
Minutes/game: 14.5  
Points/game: 2.0  
FG Pct: 25.8  
3FG Pct: 24.1  
FT Pct: 75.0

Rebounds/game: 1.3  
Assists/game: 0.2  
Turnovers/game: 0.6  
Assist/turnover ratio: 0.3  
Steals/game: 0.2  
Blocks/game: 0.2

#### Career Highs

Points  
Field Goals  
Field Goals Attempted  
3PT Field Goals  
3PT Field Goals Attempted  
Free Throws  
Free Throws Attempted  
Rebounds  
Assists  
Turnovers  
Blocks  
Steals  
Minutes

6 (2x) latest @ Rutgers (11/23/14)  
2 (3x) latest vs. Norfolk St. (11/28/14)  
6 vs. Norfolk St. (11/28/14)  
2 (2x) latest @ La Salle (11/25/14)  
5 @ Rutgers (11/23/14)  
2 @ NJIT (12/9/14)  
2 (2x) latest @ NJIT (12/9/14)  
3 (2x) latest vs. Tenn. St. (11/29/14)  
1 (2x) latest vs. Norfolk St. (11/28/14)  
2 @ La Salle (11/15/14)  
1 (2x) latest vs. Norfolk St. (11/28/14)  
1 (3x) latest vs. Norfolk St. (11/28/14)  
23 vs. Norfolk State (11/29/14)

#### OLAFSSON'S CAREER STATISTICS

YEAR	GP/S	FGM-FGA	FG%	3FGM-3FGA	FTM-FTA	FT%	PTS	PPG	REB	RPG	AST	TO	BLK	STL
2014-15	13/2	8-31	.258	7-29	3-4	.750	26	2.2	17	1.3	2	8	2	3





**2014-15:** Is averaging 7.3 points and 24 minutes per game over the Terriers last seven contests...Received extensive action for the first time in his career with 23 minutes in the victory at Liberty (12/6/14)...Scored his first two collegiate buckets and also grabbed six boards and handed out three assists...Scored a career-high 15 points (4-of-6 fga) and compiled six assists and three steals versus Mount St. Vincent (12/13/14)...Contributed 13 points in 29 minutes against Columbia (12/30/14).

**Background:** Sanabria helped lead the St. Peter's Eagles to a 27-4 record last season and their first Staten Island High School title since 2009...The heady point guard averaged 13.6 points and 6.0 assists per game while directing the squad to their first CHSAA AA inter-sectional semifinal appearance since 2002...As a junior, Sanabria averaged 23.0 points per game in the city playoffs and scored 23 points against eventual state champion Christ the King...This past year, he scored 15 points against Archbishop Molloy in the CHSAA quarterfinals and added 17 points in the semifinals against Bishop Loughlin...Earlier in the season, Sanabria was named the Most Valuable Player at the Alumni Holiday Tournament after scoring 28 points against Christian Brothers Academy and also contributed nine points, seven assists, and four steals in the championship game victory against Bethlehem Catholic (Pa.)...Following the season, Sanabria was named to the Mayor's Cup and started for the CHSAA all-stars against the PSAL all-stars...The Staten Island Advance two-time all-star was also named the 2014 recipient of Staten Island's prestigious Jack Zaborowski Award, presented to a player who exhibits consistency, competitiveness, sportsmanship, toughness,

2014-15 St. Francis Brooklyn Basketball  
St. Francis Brooklyn Individual Game-by-Game (as of Dec 30, 2014)  
All games

#10 SANABRIA, Glenn																			
Opponent	Date	pts	min	Total	fg	fga	3pt	3ptfga	ft	fta	reb	ast	blk	stl	pts	avg	pts	avg	pts
at Georgetown	11/15/14	2	0-0	.000	0-0	.000	0-0	.000	0-0	.000	1	0	1	1	0	0	0	0.0	0.0
at La Salle	11/25/14	8	0-0	.000	0-0	.000	0-0	.000	0-0	.000	0	0	0	0.5	1	0	0	0	0.0
at Liberty	12-06-14	23	2-4	.500	0-2	.000	0-0	.000	0-0	.000	2	4	6	2.3	1	3	3	0	1.3
at NJIT	12/09/14	14	0-2	.000	0-1	.000	0-0	.000	0	0	0	1.8	3	2	1	0	0	0	1.0
CHSAA-M	12/13/14	30	4-6	.667	2-3	.667	5-6	.833	0	2	2	1.8	1	6	1	0	3	15	3.8
DELAWARE STATE	12/17/14	24	3-7	.429	2-6	.333	2-2	1.000	2	0	2	1.8	2	1	1	0	0	10	4.8
FAU	12/20/14	28	0-3	.000	0-1	.000	1-2	.500	1	0	1	1.7	2	0	0	1	2	1	4.3
at Monmouth	12/23/14	20	2-3	.667	2-2	1.000	2-2	1.000	0	1	1	1.6	1	4	2	0	0	8	4.8
COLUMBIA	12/30/14	29	3-5	.600	2-4	.500	5-6	.833	1	1	2	1.7	1	1	1	0	1	13	5.7
Totals		0	178	14-30	.467	8-19	.421	15-18	.833	7	8	15	1.7	13	11	1	7	51	5.7

Games played: 9  
Minutes/game: 19.8  
Points/game: 5.7  
FG Pct: 46.7  
3FG Pct: 42.1  
FT Pct: 83.3


Rebounds/game: 1.7  
Assists/game: 2.0  
Turnovers/game: 1.2  
Assist/turnover ratio: 1.6  
Steals/game: 0.8  
Blocks/game: 0.1

#### Career Highs

Points	15 vs. Mt. St. Vincent (12/13/14)
Field Goals	4 vs. Mt. St. Vincent (12/13/14)
Field Goals Attempted	6 vs. Mt. St. Vincent (12/13/14)
3PT Field Goals	2 (4x) latest vs. Columbia (12/30/14)
3PT Field Goals Attempted	6 vs. Delaware St. (12/17/14)
Free Throws	5 (2x) latest vs. Columbia (12/30/14)
Free Throws Attempted	6 (2x) latest vs. Columbia (12/30/14)
Rebounds	6 @ Liberty (12/6/14)
Assists	6 vs. Mt. St. Vincent (12/13/14)
Turnovers	3 @ Liberty (12/6/14)
Blocks	0
Steals	3 vs. Mt. St. Vincent (12/13/14)
Minutes	30 vs. Mt. St. Vincent (12/13/14)

#### SANABRIA'S CAREER STATISTICS

YEAR	GP/S	FGM-FGA	FG%	3FGM-3FGA	FTM-FTA	FT%	PTS	PPG	REB	RPG	AST	TO	BLK	STL
2014-15	9/0	14-30	.467	8-19, .421	15-18	.833	51	5.7	15	1.7	18	11	1	7



**2014-15:** Will red-shirt this season.

**Background:** The 6'4" Williams, who was selected to play in the prestigious Kentucky/Indiana All-Stars boys' All-Stars contest at Rupp Arena, scored more than 1,000 points in his career at John Hardin High School and finished fourth on the school's all-time scoring list. He averaged 18.6 points, 7.7 rebounds, 2.4 steals and 1.9 blocks per game last year. The Bulldogs won back-to-back 17th District and 5th Region championships

WILLIAMS' CAREER STATISTICS

YEAR	GP/S	FGM-FGA	FG%	3FGM-3FGA	FTM-FTA	FT%	PTS	PPG	REB	RPG	AST	TO	BLK	STL
2014-15	Has not played													



**Background:** A walk-on for the second consecutive season...Made two appearances last year and scored his first career hoop against Mount St. Vincent (11/12/13)...Played for legendary head coach Bob Hurley at St. Anthony's for two seasons, joining a team with the likes of the NBA's Kyle Anderson, Myles Mack of Rutgers, Lucky Jones of Robert Morris and Jerome Frink of Florida International... Attended Bishop Ford as a freshman and sophomore.

MOLIC'S CAREER STATISTICS

YEAR	GP/S	FGM-FGA	FG%	3FGM-3FGA	FTM-FTA	FT%	PTS	PPG	REB	RPG	AST	TO	BLK	STL
2013-14	2/0	1-3	.333	0-2	0-0	.000	2	1.0	0	0	0	0	0	0
2014-15	2/0	1-2	.000	1-2	0-0	.000	3	0.0	0	0	0	0	0	0
Totals	4/0	1-4	.250	1-4	0-0	.000	5	0.6	0	0	0	0	0	0

# Terrier Record Book

## 1,000 POINT CLUB – CAREER

Ricky Cadell	1,662	2007-11
Darrwin Purdie	1,613	1985-89
Dennis McDermott	1,578	1971-74
Manny Figueroa	1,532	1975-79
Al Inniss	1,503	1954-58
Jerome Williams	1,490	1972-76
Richy Dominguez	1,482	1997-01
Angel Santana	1,476	1996-00
John Conforti	1,435	1967-70
Gerard Trapp	1,434	1974-78
Jalen Cannon	1,342	2011-pre.
Vernon Stokes	1,336	1950-53
Anthony D'Elia	1,304	1954-58
Lou Myers	1,259	1989-93
Robert Jackson	1,243	1981-84
Jamaal Womack	1,153	2005-09
Stefan Perunicic	1,144	2008-12
Hank Daubenschmidt	1,129	1951-54
Jim Raftery	1,114	1960-63
Kevin Henry	1,111	1979-83
Ron Arnold	1,105	1990-93
Lester Yellin	1,102	1954-58
Cliff Strong	1,090	2000-03
Steven Howard	1,081	1999-01
Ben Mockford	1,077	2010-14
Gil Radday	1,068	1964-67
Nestor Cora	1,034	1977-79
Roy Reardon	1,028	1948-51
Lorenzo Distant	1,027	1979-83
Akeem Johnson	1,009	2009-13

## POINTS – SEASON

Ray Minlend	680	1998-99
Ken Lam	605	1971-72
Steven Howard	587	2000-01
Dennis McDermott	578	1972-73
Dennis McDermott	571	1973-74
John Conforti	560	1968-69
Richy Dominguez	541	2000-01
Robert Jackson	535	1983-84
Nestor Cora	532	1977-78
Darrwin Purdie	519	1986-87

## REBOUNDS – CAREER

Jerome Williams	1,018	1972-76
Jalen Cannon	917	2011-pre.
Darrwin Purdie	748	1985-89
Dennis McDermott	708	1971-74
Robert Jackson	675	1983-84
Heberth Reyes	666	1997-01
Richy Dominguez	651	1997-01
Manny Figueroa	636	1975-79
Cliff Strong	596	2000-03
Lorenzo Distant	589	1979-83
Gerard Trapp	578	1974-78
Akeem Johnson	560	2009-13

## REBOUNDS – SEASON

Jerome Williams	311	1974-75
Jerome Williams	279	1975-76
Manny Figueroa	271	1976-77
Jerome Williams	268	1973-74
Jalen Cannon	265	2011-12
Jalen Cannon	264	2012-13
Jalen Cannon	263	2013-14
Robert Jackson	263	1983-84
Andre Kibbler	263	1987-88
Dennis McDermott	258	1973-74
Dennis McDermott	253	1971-72
Lester James	251	1991-92
Jack McCue	245	1971-72

## FIELD GOALS MADE – CAREER

Darrwin Purdie	651	1985-89
Jerome Williams	650	1972-76
Dennis McDermott	629	1971-74
Gerard Trapp	613	1974-78
John Conforti	605	1967-00
Ricky Cadell	551	2007-11
Robert Jackson	537	1981-84
Richy Dominguez	527	1997-01
Jalen Cannon	488	2011-pre
Angel Santana	474	1996-00
Lou Myers	457	1989-93

## FIELD GOALS MADE – SEASON

Ken Lam	256	1971-72
John Conforti	231	1968-69
Dennis McDermott	229	1972-73
Nestor Cora	227	1977-78
Robert Jackson	226	1983-84
Dennis McDermott	224	1973-74
Gerard Trapp	216	1976-77
John Conforti	215	1969-70
Ray Minlend	210	1998-99
Darrwin Purdie	208	1986-87

## FIELD GOALS ATTEMPTED-CAREER

Gerard Trapp	1,441	1974-78
Darrwin Purdie	1,376	1986-89
Ricky Cadell	1,347	2007-11
Dennis McDermott	1,339	1971-74
Jerome Williams	1,274	1972-76
John Conforti	1,267	1967-70
Angel Santana	1,254	1996-00
Richy Dominguez	1,106	1997-01
Robert Jackson	1,068	1981-84
Lou Myers	1,043	1989-93



# Terrier Record Book

## FIELD GOALS ATTEMPTED – SEASON

Gerard Trapp	503	1976-77
John Conforti	495	1968-69
Ken Lam	494	1971-72
Dennis McDermott	471	1972-73
Dennis McDermott	464	1973-74
Ray Minlend	452	1998-99
Steven Howard	447	2000-01
Robert Jackson	446	1983-84
Nestor Cora	444	1977-78
Darwin Purdie	444	1987-88

## FIELD GOAL % - CAREER

(Min. 100 FG Made)

Lester James	.622 (296-476)	1990-92
Chris Sockwell	.614 (290-472)	2001-03
Eric Greene	.611 (143-234)	1979-81
Dennis Kwiecinski	.570 (110-193)	1973-77
Heberth Reyes	.549 (292-532)	1997-01
Chris Phillips	.538 (243-452)	1983-85
Marlon Lewis	.533 (114-214)	1994-96
Eric Thompson	.527 (206-398)	2000-04
Akeem Johnson	.526 (377-717)	2009-13
<b>Jalen Cannon</b>	<b>.522 (488-935)</b>	<b>2011-pre.</b>
Jerome Williams	.510 (650-1,274)	1972-76

## FIELD GOAL % – SEASON

(Min. 75 Field Goals Made)

Lester James	.693 (149/215)	1990-91
Eric Greene	.641 (107/167)	1979-80
Chris Sockwell	.637 (135/212)	2002-03
James Raftery	.612 (115/188)	1962-63
Terryl Coombs	.611 (102/167)	1989-90
Chris Sockwell	.596 (155/260)	2001-02
Heberth Reyes	.594 (76/128)	1998-99
Joe O'Neill	.572 (99/173)	1985-86
Earl Roberts	.571 (136/238)	1969-70
Heberth Reyes	.571 (88/154)	1999-00

## 3-POINT FG MADE – CAREER

Angel Santana	294	1996-00
Stefan Perunicic	280	2008-12
Ben Mockford	260	2011-14
Ricky Cadell	222	2007-11
Jamaal Womack	220	2005-09
Mike Wilson	217	2002-04
Lou Myers	154	1989-93
Jason Morgan	151	2000-02
Steven Howard	143	1999-01
Tory Cavalieri	134	2002-05
Henry LaLane	134	1997-00

## 3-POINT FG MADE – SEASON

Jason Morgan	100	2001-02
Angel Santana	100	99-2000
Steven Howard	92	2000-01
Ben Mockford	80	2013-14
Stefan Perunicic	87	2008-09
Angel Santana	83	1998-99
Mike Wilson	82	2003-04
Ben Mockford	82	2012-2013
Ben Mockford	81	2011-2012
Tory Cavalieri	76	2004-05
Jamaal Womack	72	2007-08
Ricky Cadell	72	2009-10
Bryan Willcox	66	1993-94

## 3-POINT FG ATTEMPTED – CAREER

Angel Santana	822	1996-00
Stefan Perunicic	765	2008-12
Ben Mockford	688	2011-14
Ricky Cadell	620	2007-11
Jamaal Womack	605	2005-09
Mike Wilson	547	2002-04
Lou Myers	429	1989-93
Jason Morgan	414	2000-02
Henry LaLane	403	1997-00
Steven Howard	394	1999-01
Tory Cavalieri	349	2002-05

## 3-POINT FG ATTEMPTED- SEASON

Angel Santana	284	1999-2000
Jason Morgan	277	2001-02
Steven Howard	254	2000-01
Ben Mockford	240	2011-2012
Jamaal Womack	229	2007-08
Angel Santana	225	1998-99
Stefan Perunicic	224	2008-09
Ben Mockford	214	2013-14
Ben Mockford	206	2012-13
Bryan Willcox	205	1993-94
Ricky Cadell	202	2009-10
Ricky Cadell	201	2010-11
Mike Wilson	192	2003-04

## 3-POINT FG % - CAREER

(Min. 75 3-Point Goals Made)

Mike Wilson	.392 (217-547)	2002-04
Tory Cavalieri	.384 (134-349)	2002-05
John Quintana	.384 (84-237)	2002-04
John Thomas	.382 (50-131)	1996-98
Ben Mockford	.378 (260-688)	2011-14
Steve Mickens	.371 (109-294)	1988-90
Ron Arnold	.368 (21-57)	1990-93
Jason Morgan	.365 (151-414)	2000-02
Steven Howard	.363 (143-394)	1999-01
Ricky Cadell	.358 (222-620)	2007-11
Stefan Perunicic	.350 (210-600)	2008-12

# Terrier Record Book

## 3-POINT FIELD GOAL % – SEASON (Min. 15 3-Point FG Made)

John Quintana	.457 (32/70)	2002-03
Tanel Tein	.452 (33/73)	1998-99
Mike Wilson	.427 (82-192)	2003-04
John Thomas	.422 (35/83)	1997-98
Tory Cavalieri	.420 (76/181)	2004-05
Steve Mickens	.415 (51/123)	1988-89
Charles Hatcher	.415 (17/41)	1991-92
Kevin Israel	.412 (21/51)	1989-90
Richy Dominguez	.411 (23/56)	1998-99
Ben Mockford	.407 (87/214)	2013-14
Christian Brown	.406 (52/128)	2004-05

## FREE THROWS MADE – CAREER

<b>Jalen Cannon</b>	<b>341</b>	<b>2011-pre.</b>
Richy Dominguez	337	1997-01
Dennis McDermott	320	1971-74
Ricky Cadell	319	2007-11
Ray Minlend	295	1997-99
Jim Luisi	293	1948-51
Darrwin Purdie	288	1985-89
Cliff Strong	288	2000-03
Thomas Carroll	261	1930-34
Steven Howard	250	1999-01
Roy Reardon	246	1948-51

## FREE THROWS MADE – SEASON

Ray Minlend	229	1998-99
Vernon Stokes	188	1952-53
Steven Howard	153	2000-01
John Thomas	150	1996-97
Dan Mannix	148	1955-56
Tom Gallagher	140	1948-49
<b>Jalen Cannon</b>	<b>135</b>	<b>2013-14</b>
Richy Dominguez	135	2000-01
Akeem Bennett	135	2009-10
Jim Luisi	134	1949-50
Brian Jones	127	1990-91

## FREE THROWS ATTEMPTED – CAREER

Richy Dominguez	522	1997-01
<b>Jalen Cannon</b>	<b>503</b>	<b>2011-pre.</b>
Ricky Cadell	440	2007-11
Cliff Strong	429	2000-03
Dennis McDermott	419	1971-74
Darrwin Purdie	416	1985-89
Thomas Carroll	406	1930-34
Ray Minlend	403	1997-99
Jim Luisi	399	(50-51 season not included) 1948-51
Thomas Gallagher	396	1945-49
John Conforti	380	1967-70



Ron Arnold



# Terrier Record Book

## ASSISTS – CAREER

Greg Nunn	534	1997-01
<b>Brent Jones</b>	<b>490</b>	<b>2011-present</b>
Tory Cavalieri	465	2002-05
Edgar DeLaRosa	393	1978-80, 1981-83
Rodney Henry	346	1985-89
Jim Paguaga	317	1982-86
Lynn Smith	301	1990-92
John Arnold	293	1988-92
Gerard Trapp	281	1974-78
Larry Wingate	271	1976-78
Jamaal Womack	266	2005-09

## ASSISTS – SEASON

Jim Paguaga	223	1985-86
<b>Brent Jones</b>	<b>187</b>	<b>2013-14</b>
Lynn Smith	185	1990-91
Greg Nunn	184	1999-00
Tory Cavalieri	169	2002-03
Edgar DeLaRosa	167	1982-83
Tory Cavalieri	162	2003-04
Greg Nunn	157	2000-01
Edgar DeLaRosa	154	1981-82
Greg Nunn	151	1998-99
Rodney Henry	139	1987-88

## BLOCKS – CAREER

Julian McKelly	244	1981-86
Heberth Reyes	186	1997-01
Richard Lugo	125	1948-51
Devon Neckles	109	2002-06
Robert Jackson	102	1981-84
Chris Sockwel	94	2001-03
Darrwin Purdie	85	1985-89
Lester James	78	1990-92
Herman Wrice	78	2008-10
<b>Amdy Fall</b>	<b>75</b>	<b>2013-pre.</b>
<b>Jalen Cannon</b>	<b>58</b>	<b>2011-pre.</b>
Eric Thompson	53	2000-04

## BLOCKED SHOTS - SEASON

Richard Lugo	125	1996-97
Julian McKelly	108	1982-83
Heberth Reyes	71	2000-01
<b>Amdy Fall</b>	<b>59</b>	<b>2013-2014</b>
Devon Neckles	52	2003-04
Herman Wrice	51	2008-09
Lester James	50	1990-91
Chris Sockwell	48	2001-02
Julian McKelly	48	1983-84
Heberth Reyes	48	1998-99
Heberth Reyes	46	1999-00

## Chris Sockwell

46 2002-03


## STEALS – CAREER

Greg Nunn	202	1997-01
Tory Cavalieri	194	2002-05
Lynn Smith	173	1990-92
Richy Dominguez	171	1997-01
Edgar DeLaRosa	160	1978-80, 1981-83
Jim Paguaga	157	1982-86
Rodney Henry	154	1085-89
Jamaal Womack	148	2005-09
Lou Myers	143	1989-93
Akeem Bennett	140	2009-11
<b>Brent Jones</b>	<b>137</b>	<b>2011-present</b>
Ron Arnold	135	1990-93

## STEALS – SEASON

Jim Paguaga	120	1985-86
Lynn Smith	100	1990-91
Jeff Myers	81	1992-93
Ray Minlend	79	1998-99
Akeem Bennett	76	2010-2011
Tory Cavalieri	75	2003-04
John Thomas	74	1997-98
Lynn Smith	73	1991-92
Greg Nunn	71	1998-99





# Terrier Record Book

## INDIVIDUAL RECORDS

### Single Game

Most Points	45, John Conforti vs. Wagner (1/10/70)
Most Field Goals Made	20, John Conforti vs. Wagner (1/10/70)
Most Free Throws Made	19, James Raftery vs. Loyola (12/16/61)
Most Rebounds	37, Al Inniss vs. Lafayette (3/17/56)
Most Assists	16, Jim Paguaga vs. York (2/7/86)
Most Blocked Shots	11, Richard Lugo vs. Rider (2/12/97)
Most Steals	11, Ron Arnold vs. Mount St. Mary's (2/4/93)

### Single Season

Highest Scoring Avg.	24.3, John Conforti (1968-69) 24.3, Ray Minlend (1998-99)
Highest Rebounding Avg.	12.0, Jerome Williams (1974-75)
Most Consecutive FT Made	28, Robert Bailey (1994-95)

### Career

Highest Scoring Avg.	21.3, Dennis McDermott (1,578/74)
----------------------	-----------------------------------

## TEAM RECORDS

### Single Game

Most Points	142 vs. Long Island (2/22/03)
Fewest Points	8 vs. Catholic (1923-24) 8 vs. St. John's (1931-32)
Most Field Goals Made	55 vs. Pace (1/7/77)
Most Free Throws Made	41 vs. Quinnipiac (1/27/01)
Most Rebounds	60 vs. American (12/28/73)
Most Points, one Half	66 vs. Siena (1/6/66) – 1st half/ 66 vs. Long Island (2/22/03)
Largest Victory Margin	81 vs. Pratt (12/10/88) – (114-33)
Largest Defeat Margin	60 vs. Providence (12/11/93) – (108-48)
Most Points, Both Teams	282, LIU 140, SFC 142 (2/22/03)
Fewest Points, Both Teams	29, SFC 19, LIU 19 (1932-33)

### Single Season

Most Points	2,281, 2002-03 (30 games)
Highest Scoring Avg.	80.9, 1971-72(26 games)
Most Field Goals Made	900, 1955-56 (25 games)
Most Free Throws Made	558, 2000-01 (29 games)
Most Rebounds	1,124, 1972-73 (25 games)
Most Wins	23, 1953-54 (23-5)
Most Defeats	26, 1983-84 (2-26), 1993-94 (1-26)
Fewest Defeats	1, 1901-02 (13-1)
Best Winning %	92.9%, 1901-02 (13-1)