

2014-2015 St. Francis Brooklyn Basketball

2013-2014 SCHEDULE

| | | |
|--------------------|-------------------------------|------------------|
| November 15 | @ Georgetown | L, 62-83 |
| November 19 | Army | L, 71-74 |
| November 23 | @ Rutgers | 5:00 p.m. |
| November 25 | @ La Salle | 7:00 p.m. |
| November 28 | vs. Norfolk State ^ | 5:00 p.m. |
| November 29 | vs. Saint Peter's/Tenn. St. ^ | 5/7:00 pm |
| December 6 | @ Liberty | 2:00 p.m. |
| December 9 | @ NJIT | 7:00 p.m. |
| December 13 | Mount St. Vincent | 2:00 p.m. |
| December 17 | Delaware State | 4:00 p.m. |
| December 20 | Florida Atlantic | 3:00 p.m. |
| December 23 | @ Monmouth | 7:00 p.m. |
| December 30 | Columbia | 7:00 p.m. |
| January 3 | @ Sacred Heart | 3:30 p.m. |
| January 5 | Bryant | 4:00 p.m. |
| January 8 | @ Fairleigh Dickinson | 7:00 p.m. |
| January 10 | @ Mount St. Mary's | 2:00 p.m. |
| January 16 | @ Robert Morris | 9:00 p.m. |
| January 18 | @ Saint Francis U. | 2:00 p.m. |
| January 21 | Central Conn. State | 9:30 p.m. |
| January 24 | Robert Morris | 4:00 p.m. |
| January 29 | Mount St. Mary's | 7:00 p.m. |
| January 31 | LIU Brooklyn | 4:00 p.m. |
| February 5 | @ Central Conn. State | 7:00 p.m. |
| February 7 | @ Wagner | 4:00 p.m. |
| February 12 | Wagner | 7:00 p.m. |
| February 14 | Sacred Heart | 4:00 p.m. |
| February 19 | Fairleigh Dickinson | 7:00 p.m. |
| February 21 | Saint Francis U. | 4:00 p.m. |
| February 26 | @ LIU Brooklyn | 7:00 p.m. |
| February 28 | @ Bryant | 4:00 p.m. |

^ games to be played at Saint Peter's
% game to be played at Madison Square Garden



St. Francis Brooklyn Terriers
(0-2, 0-0 NORTHEAST CONFERENCE)
at RUTGERS SCARLET KNIGHTS
(1-1, 0-0 BIG TEN)



* Saturday, Nov. 23, 2014, 5:00 p.m.
* Piscataway, NJ
* Rutgers Athletic Center

Last Time Out:

The St. Francis Brooklyn Terriers fell to the Army Black Knights in their home opener, 74-71, despite a late flurry on Wednesday evening at the Pope Physical Education Center. Senior Jalen Cannon paced the hosts with 15 points and 10 rebounds while senior Kevin Douglas (12 points), junior Antonio Jennifer (12 points, 8 rebounds), and senior Brent Jones (10 points, 6 assists, 4 steals) were also in double-figures. St. Francis Brooklyn trailed 72-60 with 4:09 remaining but scored 10 straight points to close within 72-70 with 2:38 left in the contest. The Terriers eventually had a chance to force overtime but Jones' attempt was slightly off to the left at the buzzer.

Last Meeting vs. Rutgers: The Terriers fell to Scarlet Knights, 97-50, during the 1994-95 season.

Series History: Rutgers leads the all-time series by a 3-0 margin.

Milestone Watch: With his 10 boards against Army this past Wednesday, Jalen Cannon went over the 800 mark (807) for his career. He trails only Jerome Williams '76, who pulled down a school-record 1,018 boards.


Up Next: The Terriers will travel to Philadelphia, PA to take on La Salle on Tuesday evening.

PROBABLE STARTERS

| Pos. | Player | MPG | PPG | RPG | APG | Quick Player Notes |
|------|-------------------|------|------|-----|-----|--|
| G | #1 Brent Jones | 33.5 | 11.5 | 3.5 | 6.0 | First in NEC contests last season with a 3.33 assist-to-turnover ratio...Dished a career-high 187 assists last season. |
| G | #0 Tyreek Jewell | 27.5 | 5.5 | 2.5 | 0.5 | J.C. transfer has started first two games. |
| F | #34 Kevin Douglas | 23.5 | 8.5 | 6.5 | 0.0 | Tied a career-high with 8 boards at Georgetown. |
| F | #5 Jalen Cannon | 25.0 | 12.5 | 7.5 | 1.0 | 2013-14 All NEC First Team...1,181 career points and 807 career rebounds. |
| F-C | #32 Amdy Fall | 24.0 | 4.5 | 4.0 | 0.5 | leads the team with six blocks |

BENCH

| Pos. | Player | MPG | PPG | RPG | APG | Quick Player Notes |
|------|---------------------|----------------|------|-----|-----|---|
| F | #23 Lowell Ulmer | 5.0 | 0.0 | 1.0 | 0.0 | Matched his career-high with 18 pts in the opening round NEC Tourney loss at Mount. |
| G | #2 Yunus Hopkinson | 17.5 | 6.5 | 2.0 | 2.0 | Scored a career-high 11 points at Saint Francis U (2/20/14) |
| F | #14 Jon Doss | Has not played | | | | Averaged 18.0 ppg., 6.6 rpg at Eastern Wyoming C.C. last season. |
| F | #15 Chris Hooper | 10.5 | 5.5 | 3.5 | 0.0 | Averaged 6.9 points and 5.8 rpg. at Odessa C.C. in 2012-2013. |
| F | #3 Antonio Jennifer | 17.5 | 11.5 | 6.5 | 1.0 | Averaged 21.0 ppg. and 8.0 rpg. at Hagerstown C.C. in 2012-13 |
| G | #4 Gunnar Olafsson | 15.0 | 0.5 | 1.0 | 0.5 | Averaged 8.9 points and 2.8 rebounds for SC Keflavik in Iceland last season. |
| G | #10 Glenn Sanabria | 2.0 | 0.0 | 1.0 | 1.0 | Averaged 13.6 points and 6.0 rebounds for St. Peter's H.S. last season. |
| G | #31 Edon Molic | Has not played | | | | Walk-On from St. Anthony's (NJ) |



2014-2015 St. Francis Brooklyn Basketball

COLLEGE INFORMATION

| | |
|------------------------------|------------------------|
| Location | Brooklyn Heights, NY |
| Founded | 1859 |
| President | Brendan J. Dugan '68 |
| Enrollment | 2,300 |
| Nickname | Terriers |
| Colors | Red & Royal |
| Affiliation | NCAA Division I |
| Conference | Northeast |
| Home Court (Capacity) | Pope PE Center (1,200) |

| | |
|--------------------------|----------------------|
| School Website | www.sfc.edu |
| Athletics Website | www.SFCathletics.com |
| Twitter | @SFBKTerriers |
| Facebook | SFCTerriers |

COACHING STAFF

| | |
|--------------------------------------|---|
| Head Coach | Glenn Braica |
| Overall Record at St. Francis | 60-64 (4 seasons) |
| Overall Career Record | Same |
| Assistant Coaches | Clive Bentick Ron Ganulin Jamaal Womack |
| Men's Basketball Phone | (718) 489-5441 |

TEAM INFORMATION

| | |
|------------------------------------|-------|
| Final 2013-14 Record | 18-14 |
| Final 2013-14 NEC Record | 9-7 |
| Final Northeast Conf. Place | 5th |
| Letterwinners Ret/Lost | 6/7 |
| Starters Returning/Lost | 3/2 |

Top Returners:

| | |
|--------------|------------------------------|
| Jalen Cannon | 14.7 ppg., 8.8 rpg. |
| Brent Jones | 7.5 ppg., 6.0 apg. |
| Amdy Fall | 5.2 ppg., 3.9 rpg., 1.7 bpg. |


Key Players Lost

| | |
|--------------|--------------------------|
| Ben Mockford | 12.0 ppg., 87 3-pointers |
| Wayne Martin | 7.0 ppg., 4.9 rpg. |

ATHLETIC COMMUNICATIONS OFFICE

David Gansell

Director of Athletic Communications
Men's Basketball Contact
180 Remsen Street
Brooklyn Heights, NY 11201
Office: (718) 489-5369
Press Row: (718) 489-5412
Fax: (718) 797-2140
Cell: (718) 930-4237
Email: dgansell@sfc.edu
Twitter: @SFBK_DG



TERRIER FIRST; ST. FRANCIS BROOKLYN TOPS NEC PRE-SEASON COACHES POLL

For the first time in the history of the St. Francis Brooklyn men's basketball program, the Terriers will enter a season with the bullseye on their back. Named the preseason 2014-15 NEC favorite by league head coaches, St. Francis Brooklyn will look to bookend its year with another, more meaningful first: the program's first-ever NEC Tournament championship.

The announcement of the annual preseason poll was made Tuesday morning during NEC Basketball "Social" Media Day at Barclays Center in Brooklyn. St. Francis Brooklyn claimed six first place votes to finish ahead of Central Connecticut, which earned three first place nods.

Perennial contender Robert Morris was chosen third in the poll, followed by western Pennsylvania counterpart Saint Francis U in fourth. The Red Flash were awarded one first place vote. Defending NEC Tournament champion Mount St. Mary's was picked fifth, followed by Bryant in sixth and Wagner in the seventh spot. LIU Brooklyn, Fairleigh Dickinson and Sacred Heart occupied spots eight through ten.

Conducted annually, NEC coaches have only managed to correctly forecast the eventual league champion two times in the last 15 years. Over the last 27 years, the coaches have proven inaccurate on 23 occasions or 85 percent of the time.





ABOUT THE COLLEGE

St. Francis College, often referred to as St. Francis or SFC, is a private, coeducational college located in Brooklyn Heights, New York, in the United States. The campus comprises five interconnected buildings, occupying half of a city block in Downtown Brooklyn. It was founded in 1859 by friars of the Order of Servants Franciscans, a Franciscan order, as the St. Francis Academy and was the first private school in the Roman Catholic Diocese of Brooklyn. St. Francis College began as a parochial all-boys academy in the City of Brooklyn and has transformed into a small liberal arts college that has 19 academic departments which offer 72 majors and minors.

St. Francis College is a predominantly undergraduate institution, yet does have graduate programs in accounting, project management and psychology. St. Francis has been ranked nationally and regionally by Forbes magazine, Washington Monthly and U.S. News and World Report as one of the top baccalaureate colleges. St. Francis is set in an urban environment and is considered a commuter college. As of 2013, there are 2,900 undergraduates (10% part-time) and 66 graduates (45% part-time). The student to faculty ratio is 18:1 and 43.6% of classes have 20 or fewer students. The 2,900 students that attend St. Francis College come from over 80 countries. St. Francis College has been ranked by the New York Times and Forbes as one of the more diverse colleges in the United States.

SFC has 19 athletic teams that compete in Division I of the NCAA. SFC's teams participate in the Northeast Conference, with the exception of the men's and women's water polo teams which compete in the CWPA and the MAAC, respectively.

The St. Francis College men's basketball team, founded in 1896, is the oldest collegiate program

in New York City. In the Terrier's 117 year history, they have won 5 regular season championships and have had 3 NIT bids. The Terriers had their best season in 1955-56 under Daniel Lynch posting a record of 21-4 and reaching the NIT semi-finals. Then during Ron Ganulin's tenure as head coach, in the late 1990s and early 2000s, the team recaptured momentum and was one of the better teams in the NEC; from 1998 through 2004, St. Francis posted a 78-36 conference record. At the time Ganulin's assistant was Glenn Braica, who is the current head coach as of 2010. Braica was most recently an assistant under Norm Roberts at St. John's University.





Numerical Roster

| No. | Name | Pos. | Yr. | Ht. | Wt. | Hometown/High School/Last School |
|-----|-----------------|------|-----|------|-----|---|
| 0 | Tyreek Jewell | G/F | JR | 6-1 | 180 | Brooklyn, NY/Leadership & Public Service (Jamestown C.C.) |
| 1 | Brent Jones | G | SR | 5-10 | 170 | Brooklyn, NY/Bedford Acad. |
| 2 | Yunus Hopkinson | G | SO | 5-10 | 175 | New York, NY / Lee Acad. (Lee, Maine) |
| 3 | Antonio Jenifer | F | JR | 6-7 | 215 | Hillcrest, MD/Potomac, H.S. (Hagerstown C.C.) |
| 4 | Gunnar Olaffson | G/F | FR | 6-3 | 195 | Reykjavik, Iceland |
| 5 | Jalen Cannon | F | SR | 6-6 | 235 | Allentown, PA/William Allen |
| 10 | Glenn Sanabria | G | FR | 5-11 | 180 | Staten Island, NY/St. Peter's |
| 13 | Keon Williams | F | FR | 6-4 | 175 | Elizabethtown, KY/John Hardin |
| 14 | Jon Doss | F | JR | 6-4 | 170 | Chicago, Ill./Hope Acad. (Eastern Wyoming C.C.) |
| 15 | Chris Hooper | F | JR | 6-6 | 230 | New York, NY/Satellite Acad. (Odessa C.C.) |
| 23 | Lowell Ulmer | F | SR | 6-5 | 225 | Staten Island, NY/McKee-Staten Island Tech |
| 30 | Edon Molic | G | JR | 6-3 | 180 | Brooklyn, NY/ St. Anthony's (N.J.) |
| 32 | Amdy Fall | F | JR | 6-7 | 220 | New York, NY / Wings Acad. |
| 34 | Kevin Douglas | F | SR | 6-5 | 220 | Bronx, NY/Frederick Douglass Acad. |

Coaching Staff

Glenn Braica (5th Year Head Coach) - Queens College '89

Clive Bentick (8th Year Assistant Coach) - Canisius College '01

Ron Ganulin (2nd Year Assistant Coach)-LIU-Brooklyn '68

Jamaal Womack (2nd Year Assistant Coach)-St. Francis Brooklyn '09

Pronunciations

| | |
|----|--------------------|
| 2 | You-niss Hopkinson |
| 4 | Gunner Oh-luff-son |
| 5 | Jay-lynn Cannon |
| 10 | Glenn Sa-Knob-Ria |
| 23 | Low-el |
| 31 | E-Don Molick |
| 32 | Amm-dee |

Coaches

Glenn Brike-uh



Media Roster



#0 Tyreek Jewell
JR, G/F, 6-1, 180
Brooklyn, NY
Leadership & Public Service



#1 Brent Jones
SR, G, 5-10, 170
Brooklyn, NY
Bedford Academy



#2 Yunus Hopkinson
SO, G, 5-10, 175
New York, NY
Lee Acd. (Lee, Maine)



#3 Antonio Jenifer
JR, F, 6-7, 215
Hillcrest, Md.
Potomac



#4 Gunnar Olafsson
FR, G/F, 6-3, 195
Reykjavik, Iceland



#5 Jalen Cannon
SR, F, 6-6, 235
Allentown, PA
William Allen



#10 Glenn Sanabria
FR, G, 5-11, 180
Staten Island, NY
St. Peter's



#13 Keon Williams
FR, F, 6-4, 175
Elizabethtown, KY
John Hardin



#14 Jon Doss
JR, F, 6-4, 170
Chicago, Ill.
Hope Academy



#15 Chris Hooper
JR, F, 6-6, 230
New York, NY
Satellite Academy



#23 Lowell Ulmer
SR, F, 6-5, 225
Staten Island, NY
McKee-Staten Island Tech



#30 Edon Molic
JR, G, 6-3, 180
Brooklyn, NY
St. Anthony's (NJ)



#32 Amdy Fall
JR, F, 6-7, 220
New York, NY
Wings Academy



#34 Kevin Douglas
SR, F, 6-5, 220
Bronx, NY
Frederick Douglass



Head Coach
Glenn Braica
Fifth Season



Glenn Braica was named the 17th head coach in the history of the St. Francis Brooklyn men's basketball program on May 20, 2010 and is already the fifth winningest coach at the school. Under his tutelage, the Terriers have qualified for the Northeast Conference Tournament in each of his four seasons, and have opened some eyes both locally as well as on the national scene.

Braica has developed a reputation as one of the good guys in the industry and was honored last March as a finalist for the prestigious Skip Prosser Man of the Year Award. Braica joined other successful and well-respected coaches such as Duke's Mike Krzyzewski and Villanova's Jay Wright as nominees at a dinner ceremony held in conjunction with the NCAA Final Four in Dallas, Texas.

On the court, Braica's student-athletes exude the same intensity as their leader does on the sidelines and it's easy to tell why recruits sign up to play for him. A born-and-raised Brooklynite, Braica has spent his entire career in New York City, which began after his playing days at Queens College. He was an assistant at St. Francis Brooklyn for 15 years before a stint at St. John's, returning in 2010 as the program's head coach. That experience has helped Braica navigate through a crowded recruiting scene to thrust the Terriers back in contention to win an NEC championship. The squad has a distinct New York flavor as ten of his 14 current players hail from the city.

"The New York guys have been good to us," Braica said. "It's a lot of long-standing relationships, coaches I know and like and they trust us with their kids. "We never used to tell people 'We're from Brooklyn,' Braica admitted. "But now we advertise it because it's really the place to be."

Coral Gables, Florida was the place to be last November when the Terriers shocked the country by defeating the Miami Hurricanes in the 2013-2014 season-opener. In the process, Coach Braica and his staff delivered the program's first victory against an Atlantic Coast Conference team.

"This is one of the biggest wins, if not the biggest in the history of our school," Braica told the media during his press conference. "They are the defending ACC champs and are such a great program. I was particularly impressed that our guys had enough left at the end to pull this out after Miami had tied it up to force overtime. To have that kind of mental discipline is not easy so it's a credit to our guys that they were able to hang in there and win the game."

After another impressive victory at Florida Atlantic, Braica's group again had the college basketball world on the edge of their seats just ten days later as they carried the lead against national power Syracuse until the final minute in the Carrier Dome. Despite the heartbreaking defeat, the Terriers bounced back quickly and went on to tie a Northeast Conference record with nine victories during their non-conference slate. A last second triumph at America East regular-season champion Stony Brook was yet another statement victory for the program.

"What we accomplished last season was difficult,"

said Braica. "To come away with a 9-6 non-conference record was a testament to the hard work that our guys put in over the off-season and during practice. My coaching staff did an excellent job of preparing the team and they went out and executed the game plan in some very difficult environments."

St. Francis Director of Athletics Irma Garcia was on the money when she introduced Braica to the campus and media for the first time in 2010 saying, "With Glenn we get a true Brooklynite; someone who has spent his entire career making connections within the New York City basketball community. He's someone who cares about his student-athletes not just when they play for him, but years later. He is their mentor for life."

It didn't take long for Braica to get the program back on track. In his first season on the sidelines in 2010-2011, Braica led the Terriers to a 15-15 campaign and the No. 5 seed in the Northeast Conference Tournament. It was the program's best record since the 2003-04 season when St. Francis finished 15-13 and won a share of the NEC regular-season title. Under Braica, the Terriers increased their scoring by more than six points per game from the previous season and were one of the best teams in the country in taking care of the basketball, averaging a conference-low 13.3 turnovers per game. The team also led the NEC with 7.80 steals per game.

In 2011-2012, St. Francis hosted their first home conference tournament game since 1997 after placing fourth in the league standings. Braica's focus on strong defense certainly paid off. That season his squad was one of the best in the nation at guarding the three-point line. The Terriers ranked second in the NEC and 17th in the country in defensive three-point field goal percentage. Braica was rewarded by being named the Jim Phelan NEC Coach of the Year as well as the NABC Division I District 18 Co-Coach of the Year.

In his first stint at St. Francis, Braica was with the Terriers for 15 years and was the Asso-





ciate Head Coach from the 2000-01 season to 2003-04 under his current assistant coach Ron Ganulin. During Braica's last seven years at St. Francis, the Terriers posted a 118-83 record, including an 88-42 mark in the NEC and captured two regular season titles. They finished with a .500 or better record in the league seven-straight years, at that time the longest active streak in the conference. They also reached the NEC Semifinals five times and had two championship game appearances in Braica's last five seasons. Braica helped Ganulin orchestrate the Terriers' offensive system, which ranked first or second in the NEC in each of the last five seasons he was on staff. During his tenure the squad emerged from the league's lower tier and went on to become one of the conference's marquee programs.

From 1998-2004, the Terriers had one player named the league's Player of the Year, six first-team All-NEC selections, five second-team All-NEC honorees, two players that led the league in scoring, two NEC Rookies of the Year and a NEC Defensive Player of the Year. Braica recruited and coached several student-athletes that would go on to pro basketball careers during his time with the Terriers.

Following his first span at the college, Braica spent six seasons as an assistant at St. John's under Norm Roberts. When Roberts became head coach at St. John's, Braica, a teammate at Queens College, was his first hire.

Glenn is a proven recruiter, scout and strategist, and was instrumental in helping St. John's rebuild its program," said Roberts. "I truly believe that Glenn has the whole package. He brings experience, tremendous coaching ability as well as the personality and demeanor to promote and elevate St. Francis College to the top of the Northeast Conference."

Braica was also praised by Roberts for his ability to reach out to the community and Red Storm alumni, bringing former players back into the fold. He was also one of the co-directors of the Norm Roberts basketball camp, helping

to increase enrollment from 75 campers in 2004 to 260 kids per session in 2009.

While at St. John's, Braica recruited and helped develop First Team All-Big East guard Dwight Hardy, Sixth Man of the Year Justin Burrell as well as D.J. Kennedy and Cedric Jackson, who both played in the NBA for the Cleveland Cavaliers.

From 2001-03, Braica was the head coach for the Empire State Games New York City men's open team, which won gold medals in 2001 and 2002, as well as a silver medal in 2003. The teams included former Terriers Cliff Strong, Sean Dantzler, Damien Herard, Devon Neckles, Karl Sanders, and Tristan Smith as well as current NBA player Royal Ivey. Braica has also coached numerous players that participated in the NBA Summer League, including Dwight Hardy (Miami Heat), Justin Burrell (Golden State Warriors), D.J. Kennedy (Cleveland Cavaliers), Paris Horne (Charlotte Hornets), and Justin Brownlee (NY Knicks & Charlotte Hornets).

Since taking over as the Terriers' head coach, several of Braica's student-athletes have gone on to sign professional contracts on the international circuit. Akeem Bennett '11, Ricky Cadell '11, Alex Harrinton '11, Stefan Perunicic '12, Akeem Johnson '13, Alexandar Isailovic '14, and Ben Mockford '14 have all enjoyed success overseas.

Braica attended St. Agnes High School and Bishop Ford High School in Brooklyn in the early 1980s and graduated from Queens College in 1989. Braica began his coaching career at New York City Tech as an assistant in 1988. He also served as a teacher at The Reece School and in the New York City Board of Education from 1989-1994.

Braica and his wife, Christine, live in Brooklyn.

The Braica File

Has led the Terriers to four straight NEC playoff appearances.

St. Francis Brooklyn hosted their first conference

playoff contest since 1997 when they took on Quinnipiac in 2012.

Named the Jim Phelan NEC Coach of the Year in 2012.

Named the NABC Division I District 18 Coach of the Year.

2013-14 Skip Prosser Man of the Year Finalist.

Led the Terriers to an NEC record 9 non-conference wins last season.



2014-15 St.Francis Brooklyn Basketball
St. Francis Brooklyn Combined Team Statistics (as of Nov 20, 2014)
All games

| RECORD: | OVERALL | HOME | AWAY | NEUTRAL |
|----------------|----------------|-------------|-------------|----------------|
| ALL GAMES | 0-2 | 0-1 | 0-1 | 0-0 |
| CONFERENCE | 0-0 | 0-0 | 0-0 | 0-0 |
| NON-CONFERENCE | 0-2 | 0-1 | 0-1 | 0-0 |

| # | Player | gp-gs | min | avg | Total | | 3-Point | | F-Throw | | Rebounds | | | | | | | | | | | |
|----------------|------------------|-------|-----|------|--------|------|---------|------|---------|-------|----------|-----|-----|------|----|----|----|----|-----|-----|-----|------|
| | | | | | fg-fga | fg% | 3fg-fga | 3fg% | ft-fa | ft% | off | def | tot | avg | pf | dq | a | to | blk | stl | pts | avg |
| 05 | CANNON, Jalen | 2-2 | 50 | 25.0 | 9-22 | .409 | 2-4 | .500 | 5-10 | .500 | 9 | 6 | 15 | 7.5 | 5 | 0 | 2 | 6 | 3 | 2 | 25 | 12.5 |
| 03 | JENIFER, Antonio | 2-0 | 35 | 17.5 | 9-17 | .529 | 3-5 | .600 | 2-5 | .400 | 3 | 10 | 13 | 6.5 | 6 | 0 | 2 | 5 | 0 | 3 | 23 | 11.5 |
| 01 | JONES, Brent | 2-2 | 67 | 33.5 | 8-22 | .364 | 3-6 | .500 | 4-6 | .667 | 2 | 5 | 7 | 3.5 | 3 | 0 | 12 | 9 | 0 | 8 | 23 | 11.5 |
| 34 | DOUGLAS, Kevin | 2-2 | 47 | 23.5 | 6-11 | .545 | 2-3 | .667 | 3-4 | .750 | 3 | 10 | 13 | 6.5 | 4 | 0 | 0 | 5 | 0 | 0 | 17 | 8.5 |
| 02 | HOPKINSON, Yunus | 2-0 | 35 | 17.5 | 6-14 | .429 | 1-5 | .200 | 0-0 | .000 | 1 | 3 | 4 | 2.0 | 3 | 0 | 4 | 4 | 0 | 0 | 13 | 6.5 |
| 15 | HOOPER, Chris | 2-0 | 21 | 10.5 | 3-8 | .375 | 0-0 | .000 | 5-5 | 1.000 | 5 | 2 | 7 | 3.5 | 5 | 0 | 0 | 3 | 1 | 1 | 11 | 5.5 |
| 00 | JEWELL, Tyreek | 2-2 | 55 | 27.5 | 4-16 | .250 | 1-8 | .125 | 2-3 | .667 | 0 | 5 | 5 | 2.5 | 3 | 0 | 1 | 0 | 0 | 1 | 11 | 5.5 |
| 32 | FALL, Amdy | 2-2 | 48 | 24.0 | 4-11 | .364 | 0-0 | .000 | 1-3 | .333 | 5 | 3 | 8 | 4.0 | 5 | 0 | 1 | 2 | 6 | 1 | 9 | 4.5 |
| 04 | OLAFSSON, Gunnar | 2-0 | 30 | 15.0 | 0-4 | .000 | 0-4 | .000 | 1-2 | .500 | 0 | 2 | 2 | 1.0 | 2 | 0 | 1 | 1 | 1 | 1 | 1 | 0.5 |
| 23 | ULMER, Lowell | 2-0 | 10 | 5.0 | 0-5 | .000 | 0-0 | .000 | 0-0 | .000 | 1 | 1 | 2 | 1.0 | 3 | 0 | 0 | 2 | 0 | 0 | 0 | 0.0 |
| 10 | SANABRIA, Glenn | 1-0 | 2 | 2.0 | 0-0 | .000 | 0-0 | .000 | 0-0 | .000 | 1 | 0 | 1 | 1.0 | 1 | 0 | 1 | 0 | 0 | 0 | 0 | 0.0 |
| Team | | | | | | | | | | | 4 | 4 | 8 | | | | | | | | | |
| Total..... | | 2 | 400 | | 49-130 | .377 | 12-35 | .343 | 23-38 | .605 | 34 | 51 | 85 | 42.5 | 40 | 0 | 24 | 37 | 11 | 17 | 133 | 66.5 |
| Opponents..... | | 2 | 400 | | 62-129 | .481 | 7-33 | .212 | 26-40 | .650 | 19 | 56 | 75 | 37.5 | 35 | - | 36 | 26 | 10 | 20 | 157 | 78.5 |

| TEAM STATISTICS | SFBK | OPP | Date | Opponent | Score | Att. |
|------------------------|--------|--------|---------------------|---------------|---------|------|
| SCORING | 133 | 157 | 11/15/14 | at Georgetown | L 62-83 | 7854 |
| Points per game | 66.5 | 78.5 | 11/19/14 | ARMY | L 71-74 | 768 |
| Scoring margin | -12.0 | - | * - Conference game | | | |
| FIELD GOALS-ATT | 49-130 | 62-129 | | | | |
| Field goal pct | .377 | .481 | | | | |
| 3 POINT FG-ATT | 12-35 | 7-33 | | | | |
| 3-point FG pct | .343 | .212 | | | | |
| 3-pt FG made per game | 6.0 | 3.5 | | | | |
| FREE THROWS-ATT | 23-38 | 26-40 | | | | |
| Free throw pct | .605 | .650 | | | | |
| F-Throws made per game | 11.5 | 13.0 | | | | |
| REBOUNDS | 85 | 75 | | | | |
| Rebounds per game | 42.5 | 37.5 | | | | |
| Rebounding margin | +5.0 | - | | | | |
| ASSISTS | 24 | 36 | | | | |
| Assists per game | 12.0 | 18.0 | | | | |
| TURNOVERS | 37 | 26 | | | | |
| Turnovers per game | 18.5 | 13.0 | | | | |
| Turnover margin | -5.5 | - | | | | |
| Assist/turnover ratio | 0.6 | 1.4 | | | | |
| STEALS | 17 | 20 | | | | |
| Steals per game | 8.5 | 10.0 | | | | |
| BLOCKS | 11 | 10 | | | | |
| Blocks per game | 5.5 | 5.0 | | | | |
| ATTENDANCE | 768 | 7854 | | | | |
| Home games-Avg/Game | 1-768 | 1-7854 | | | | |
| Neutral site-Avg/Game | - | 0-0 | | | | |

| Score by Periods | 1st | 2nd | Totals |
|----------------------|-----|-----|--------|
| St. Francis Brooklyn | 65 | 68 | 133 |
| Opponents | 72 | 85 | 157 |



Game 1 - Georgetown d. SFBK, 83-62

Washington, D.C. - -The St. Francis Brooklyn Terriers were defeated by the Georgetown Hoyas, 83-62, in the season-opener for both teams on Saturday afternoon at the Verizon Center. Senior guard Brent Jones paced the Terriers with 13 points and added six assists and four steals. Junior forward Antonio Jenifer came off the bench to contribute 11 points while senior forward Jalen Cannon added 10 points. Junior forward Amdy Fall paced all players with four rejections.

The Terriers were within striking distance at halftime as they trailed just 37-31 after a late spurt in the closing minutes. After falling behind 10-2 to open the contest, St. Francis Brooklyn went on a 12-4 run to knot the score at 14 a piece with 11:32 remaining in the stanza. Junior forward Chris Hooper corralled classmate Antonio Jenifer's missed layup attempt and scored the equalizer to cap the stretch.

Georgetown's L.J. Peak (game-high 23 points) momentarily put the Hoyas back in front, 15-14, but Hooper outmuscled the hosts for another offensive board and put back to give St. Francis Brooklyn their only lead of the game, 16-15, with 10:37 left in the half.

The hosts would never trail again as they went on a 20-5 run to establish a 35-21 advantage with 3:29 remaining in the half.

But the pesky Terriers responded by outscoring Georgetown by a 10-2 margin to close out the half. Jones splashed a triple to ignite the stretch at the 2:59 mark, and then hit two free throw attempts just thirty-three seconds later. The Terriers' floor leader then set-up Jenifer for a layup to bring St. Francis Brooklyn within 35-28 with 1:49 left.

Hoyas' forward Aaron Bowen would score off a Terrier miscue but Jones found Jenifer for another layup, and Jenifer converted one of two free throws to trim the deficit to just six points at the break.

The hosts came out of the locker room and outscored the Terriers by a 12-3 margin to extend their lead to 49-34 with 16:20 remaining in the second-half.

St. Francis Brooklyn was able to whittle the lead down to 49-39 with 15:06 left after another trey by Jones and a layup by senior forward Kevin Douglas (team-high 8 rebounds). But that was as close as they would get for the remainder of the contest.

Georgetown, who outscored the Terriers 22-4 on points off turnovers, scored the next six points to widen their lead to 16 after a jumper by guard Paul White at the 11:14 mark.

Cannon knocked down a 3-pointer to bring the visitors within 60-48 with 8:06 remaining but the Hoyas put the game away with a 13-3 run to make itt 73-51 with 4:31 on the clock.

The Terriers out-boarded the bigger Hoyas by a 45-40 margin, including 22-9 on the offensive glass, but the hosts shot 52.5 percent from the field and outscored St. Francis Brooklyn by a 54-30 margin from inside the paint. The visitors converted just 32.4 percent of their attempts and struggled from behind the arc (6-for-19, 31.6 percent).

Official Basketball Box Score -- Game Totals -- Final Statistics SFBK vs Georgetown 11/15/14 NOON at Verizon Center, Washington, D.C.

SFBK 62 • 0-1

| # | Player | Total | | 3-Ptr | | Rebounds | | PF | TP | A | TO | Blk | Stl | Min | | | |
|----------------------------|------------------|-----------------------|--------|-------------------|--------|---------------------------|-----|----------------------|----|------------------|----|---------------------------|-----|---------------------------|--|-------------------|--|
| | | FG-FTA | FG-FGA | FT-FTA | FT-FTA | Off | Def | | | | | | | | | | |
| 05 | CANNON, Jalen | f | 4-12 | 1-3 | 4 | 1 | 5 | 2 | 10 | 2 | 2 | 2 | 0 | 24 | | | |
| 32 | FALL, Amdy | f | 1-5 | 0-0 | 0-0 | 2 | 2 | 4 | 3 | 2 | 1 | 0 | 4 | 27 | | | |
| 34 | DOUGLAS, Kevin | f | 2-5 | 1-1 | 0-1 | 3 | 5 | 8 | 1 | 5 | 0 | 4 | 0 | 21 | | | |
| 00 | JEWELL, Tyreek | g | 2-11 | 0-5 | 2-2 | 0 | 3 | 3 | 2 | 6 | 1 | 0 | 0 | 31 | | | |
| 01 | JONES, Brent | g | 4-8 | 2-3 | 3-4 | 1 | 2 | 3 | 3 | 13 | 6 | 8 | 0 | 34 | | | |
| 02 | HOPKINSON, Yunus | g | 3-6 | 1-1 | 0-0 | 1 | 2 | 3 | 1 | 7 | 0 | 1 | 0 | 11 | | | |
| 03 | JENIFER, Antonio | g | 4-9 | 1-2 | 2-4 | 2 | 3 | 5 | 2 | 11 | 1 | 2 | 0 | 15 | | | |
| 04 | OLAFSSON, Gunnar | g | 0-4 | 0-4 | 1-2 | 0 | 2 | 2 | 1 | 0 | 0 | 1 | 1 | 18 | | | |
| 10 | SAUABRIA, Glenn | g | 0-0 | 0-0 | 0-0 | 1 | 0 | 1 | 0 | 1 | 0 | 0 | 0 | 2 | | | |
| 15 | HOOPER, Chris | g | 3-7 | 0-0 | 1-1 | 4 | 1 | 5 | 2 | 7 | 0 | 0 | 0 | 13 | | | |
| 23 | ULMER, Lowell | g | 0-4 | 0-0 | 0-0 | 1 | 0 | 1 | 2 | 0 | 0 | 0 | 0 | 4 | | | |
| Team | | | | | | | | | | | | | | Deadball Rebounds 2 | | | |
| Totals | | 23-71 | | 6-19 | | 10-17 | | 22 | | 23 | | 45 | | | | | |
| FG % 1st Half: 11-32 34.4% | | 2nd half: 12-39 30.8% | | Game: 23-71 32.4% | | 3FG % 1st Half: 1-5 20.0% | | 2nd half: 4-11 36.4% | | Game: 6-19 31.6% | | FT % 1st Half: 7-12 58.3% | | 2nd half: 3-5 60.0% | | Game: 10-17 58.8% | |

Georgetown 83 • 1-0

| # | Player | Total | | | 3-Ptr | | Rebounds | | | PF | TP | A | TO | Blk | Stl | Min | |
|--|------------------|-------|-----|------|-------|-------|----------|-----|----|----|----|----|----|-----|-----|-----|--|
| | | FG | FGA | FG% | FT | FTA | Off | Def | TP | | | | | | | | |
| 00 | PEAK, L.J. | f | 9-9 | 1-1 | 4-8 | 0 | 2 | 2 | 2 | 23 | 3 | 1 | 0 | 1 | 26 | | |
| 03 | HOPKINS, Mikael | f | 0-3 | 0-0 | 2-4 | 1 | 9 | 10 | 3 | 2 | 2 | 2 | 3 | 0 | 26 | | |
| 24 | SMITH, Joshua | c | 5-8 | 0-0 | 2-2 | 2 | 0 | 2 | 4 | 10 | 1 | 1 | 1 | 1 | 19 | | |
| 04 | SMITH-RIVERA, D. | g | 2-9 | 0-3 | 4-4 | 1 | 8 | 9 | 0 | 8 | 6 | 1 | 0 | 1 | 30 | | |
| 55 | TRAWICK, Jabril | g | 5-8 | 0-0 | 1-1 | 0 | 5 | 5 | 3 | 11 | 2 | 0 | 1 | 2 | 23 | | |
| 01 | CAMPBELL, Tre | g | 2-4 | 1-3 | 2-2 | 0 | 1 | 1 | 1 | 7 | 0 | 1 | 0 | 1 | 15 | | |
| 05 | CAMERON, Reagie | g | 0-2 | 0-2 | 0-0 | 0 | 1 | 1 | 1 | 0 | 2 | 0 | 0 | 0 | 5 | | |
| 11 | COPELAND, Isaac | g | 2-4 | 0-0 | 2-2 | 1 | 0 | 1 | 1 | 6 | 1 | 1 | 0 | 1 | 17 | | |
| 12 | ALLEN, David | g | 0-0 | 0-0 | 0-0 | 0 | 0 | 0 | 0 | 0 | 0 | 0 | 0 | 0 | 3 | | |
| 13 | WHITE, Paul | g | 3-7 | 0-0 | 0-0 | 0 | 2 | 2 | 0 | 6 | 1 | 0 | 1 | 1 | 18 | | |
| 21 | WILLIAMS, Ryan | g | 0-0 | 0-0 | 2-2 | 1 | 0 | 1 | 0 | 2 | 0 | 0 | 0 | 0 | 1 | | |
| 23 | BOWEN, Aaron | g | 4-6 | 0-1 | 0-0 | 0 | 2 | 2 | 1 | 8 | 1 | 2 | 0 | 0 | 11 | | |
| 31 | MOURNING, Trey | g | 0-1 | 0-0 | 0-0 | 0 | 0 | 0 | 0 | 0 | 0 | 0 | 0 | 0 | 1 | | |
| 42 | HAYES, Bradley | g | 0-0 | 0-0 | 0-0 | 1 | 1 | 2 | 0 | 0 | 0 | 0 | 0 | 0 | 5 | | |
| Team | | | | | | | | | | | | | | | | | |
| Totals | | 32-61 | | 2-10 | | 17-25 | | 9 | | 31 | | 40 | | 6 | | 200 | |
| FG % 1st Half: 13-31 41.9% 2nd half: 19-30 63.3% Game: 32-61 52.5% | | | | | | | | | | | | | | | | | |
| 3FG % 1st Half: 1-5 20.0% 2nd half: 1-5 20.0% Game: 2-10 20.0% | | | | | | | | | | | | | | | | | |
| FT % 1st Half: 10-15 66.7% 2nd half: 7-10 70.0% Game: 17-25 68.0% | | | | | | | | | | | | | | | | | |
| Deadball Rebounds: 5 | | | | | | | | | | | | | | | | | |
| Officials: Pat Driscoll (R), Mike Roberts, Lamar Simpson | | | | | | | | | | | | | | | | | |
| Technical fouls: SFBK-None. Georgetown-TRAWICK, Jabril. | | | | | | | | | | | | | | | | | |
| Attendance: 7854 | | | | | | | | | | | | | | | | | |

| Score by periods | 1st | 2nd | Total |
|------------------|-----|-----|-------|
| SFBK | 31 | 31 | 62 |
| Georgetown | 37 | 46 | 83 |

Game 2 - Army d. SFBK, 74-71

Brooklyn Heights, NY - -The St. Francis Brooklyn Terriers fell to the Army Black Knights in their home opener, 74-71, despite a late flurry on Wednesday evening at the Pope Physical Education Center.

Senior Jalen Cannon paced the hosts with 15 points and 10 rebounds while senior Kevin Douglas (12 points), junior Antonio Jenifer (12 points, 8 rebounds), and senior Brent Jones (10 points, 6 assists, 4 steals) were also in double-figures.

St. Francis Brooklyn trailed 72-60 with 4:09 remaining but scored 10 straight points to close within 72-70 with 2:38 left in the contest after Jones made one of two from the charity-stripe. Cannon had an opportunity to knot the score but he also split his free throws, narrowing the deficit to 72-71 at the 1:55 mark.

Army's Tanner Plomb (17 points) ended the 11-point Terrier burst by making one of two free-throws with 1:20 remaining to give his team a 73-71 advantage.

Jenifer then attempted to put the Terriers ahead but misfired on a trey with a minute left. Fortunately for St. Francis Brooklyn, Kevin Ferguson (15 points) was then called for a traveling violation after receiving an outlet pass near half court.

On the ensuing possession, St. Francis Brooklyn went inside to Cannon but the power forward could not convert after a series of post moves from in close. Kyle Wilson (18 points) came up with the rebound and was then fouled with 17 seconds left after the hosts let 16 seconds go off the clock.

Wilson made the first and missed the second to give the Terriers an opportunity to tie the game, trailing just 74-71. St. Francis Brooklyn called a timeout with 13 seconds left and elected to set up a play for a 3-point attempt.

The Terriers eventually worked the ball to Jones, who had a good look from the right wing, but his shot with four ticks remaining was slightly off to the left and the clock ran out.

Army led by as many as 13 points in the second-half before the hosts began their comeback attempt.

The Terriers led 32-28 with 1:55 remaining in the first half but Army outscored them by a 7-1 run to establish a 35-34 edge at the break.

St. Francis Brooklyn took their final lead of the contest with 18:23 left in the final half after a layup by Douglas.

The Terriers were within 52-51 with 12:06 left but the visitors went on a 14-2 run to widen their lead to 66-53 with 8:10 remaining in the contest.

Both teams shot 44.1 percent overall in the contest and struggled from the foul line. The Terriers went 13-of-21 (61.9 percent) from the stripe and missed a couple of key one-and-one opportunities, while the Black Knights were 9-for-15 (60.0 percent).

The Terriers outrebounded Army by a 40-35 margin but compiled 20 turnovers compared to 16 by the Black Knights.

Official Basketball Box Score -- Game Totals -- Final Statistics ARMY vs St. Francis Brooklyn 11/19/14 7:00 p.m. at Brooklyn Heights, NY

ARMY 74 • 3-0

| # | Player | Total | | | 3-Ptr | | Rebounds | | PF | TP | A | TO | Blk | Stl | Min | | |
|----------------------------|-----------------|-----------------------|--------|-------------------|-------|----------------------------|----------|----------------------|----|------------------|----|--------------------------|-----|---------------------|-------------------|------------------|--|
| | | FG-FGA | FG-FGA | FT-FTA | Off | Def | | | | | | | | | | | |
| 32 | Plomb, Tanner | f | 7-13 | 1-3 | 2-3 | 3 | 4 | 7 | 2 | 17 | 3 | 1 | 0 | 2 | 26 | | |
| 33 | Toomey, Larry | f | 2-4 | 0-0 | 0-0 | 1 | 3 | 4 | 1 | 4 | 1 | 4 | 0 | 2 | 23 | | |
| 31 | Ferguson, Kevin | c | 6-7 | 0-0 | 3-4 | 0 | 1 | 1 | 4 | 15 | 2 | 1 | 1 | 1 | 26 | | |
| 11 | Cox, Dylan | g | 3-4 | 0-1 | 0-1 | 0 | 4 | 4 | 1 | 6 | 5 | 6 | 1 | 2 | 29 | | |
| 21 | Wilson, Kyle | g | 6-19 | 3-10 | 3-4 | 0 | 5 | 5 | 2 | 18 | 1 | 2 | 0 | 1 | 25 | | |
| 00 | Lenox, Maxwell | | 3-8 | 1-2 | 0-0 | 0 | 2 | 2 | 1 | 7 | 1 | 1 | 0 | 0 | 14 | | |
| 02 | Williams, Mo | | 1-2 | 0-1 | 0-0 | 0 | 0 | 0 | 0 | 2 | 1 | 0 | 0 | 0 | 17 | | |
| 25 | Morrison, Luke | | 0-4 | 0-4 | 0-0 | 0 | 0 | 0 | 2 | 0 | 1 | 1 | 0 | 0 | 12 | | |
| 43 | Rollo, Travis | | 0-0 | 0-0 | 1-2 | 0 | 0 | 0 | 2 | 1 | 0 | 0 | 0 | 0 | 12 | | |
| 55 | Omiid, Tanner | | 2-7 | 0-2 | 0-0 | 2 | 5 | 7 | 4 | 4 | 2 | 0 | 2 | 3 | 16 | | |
| | Team | | | | | 4 | 1 | 5 | | | | | | | | | |
| Totals | | | 30-68 | 5-23 | 9-15 | 10 | 25 | 35 | 19 | 74 | 17 | 16 | 4 | 12 | 200 | | |
| FG % 1st Half: 13-32 40.6% | | 2nd half: 17-36 47.2% | | Game: 30-68 44.1% | | 3FG % 1st Half: 3-13 23.1% | | 2nd half: 2-10 20.0% | | Game: 5-23 21.7% | | FT % 1st Half: 6-8 75.0% | | 2nd half: 3-7 42.9% | | Game: 9-15 60.0% | |
| | | | | | | | | | | | | | | | Deadball Rebounds | | |
| | | | | | | | | | | | | | | | 3.2 | | |

St. Francis Brooklyn 71 • 0-2

| # | Player | Total | | 3-Ptr | | Rebounds | | | | PF | TP | A | TO | Blk | Stl | Min |
|----------------------------|------------------|-----------------------|--------|-------------------|-------|----------|-----|----------|----|----|----|----|----|-----|-----|-----|
| | | FG-FGA | FG-FGA | FT-FTA | Off | Def | Tot | | | | | | | | | |
| 00 | JEWELL, Tyreek | * | 2-5 | 1-3 | 0-1 | 0 | 2 | 2 | 1 | 5 | 0 | 0 | 0 | 0 | 0 | 24 |
| 01 | JONES, Brent | * | 4-14 | 1-3 | 1-2 | 1 | 3 | 4 | 0 | 10 | 6 | 1 | 0 | 4 | 3 | 33 |
| 05 | CANNON, Jalen | * | 5-10 | 1-1 | 4-7 | 5 | 5 | 10 | 3 | 15 | 0 | 4 | 1 | 2 | 26 | |
| 32 | FALL, Amdy | * | 3-6 | 0-0 | 1-3 | 3 | 1 | 4 | 2 | 7 | 0 | 2 | 2 | 1 | 21 | |
| 34 | DOUGLAS, Kevin | * | 4-6 | 1-2 | 3-3 | 0 | 5 | 5 | 3 | 12 | 0 | 1 | 0 | 0 | 24 | |
| 02 | HOPKINSON, Yunus | * | 3-8 | 0-4 | 0-0 | 0 | 1 | 1 | 2 | 6 | 4 | 3 | 0 | 0 | 26 | |
| 03 | JENIFER, Antonio | * | 5-8 | 2-3 | 0-1 | 1 | 7 | 8 | 4 | 12 | 1 | 3 | 0 | 3 | 20 | |
| 04 | OLAFSSON, Gunnar | * | 0-0 | 0-0 | 0-0 | 0 | 0 | 0 | 0 | 0 | 1 | 1 | 0 | 0 | 12 | |
| 15 | HOOPER, Chris | * | 1-1 | 0-0 | 4-4 | 1 | 1 | 2 | 3 | 4 | 0 | 3 | 1 | 1 | 8 | |
| 23 | ULMER, Lowell | * | 0-1 | 0-0 | 0-0 | 0 | 1 | 1 | 1 | 0 | 0 | 2 | 0 | 0 | 6 | |
| Team | | | | | | | | | | | | | | | | |
| Totals | | | 26-59 | 6-16 | 13-21 | 12 | 28 | 40 | 19 | 71 | 12 | 20 | 4 | 11 | 200 | |
| FG % 1st Half: 12-29 41.4% | | 2nd half: 14-30 46.7% | | Game: 26-59 44.1% | | Deadball | | Rebounds | | | | | | | | |
| 3FG % 1st Half: 4-8 50.0% | | 2nd half: 7-8 25.0% | | Game: 6-16 37.5% | | | | | | | | | | | | |
| FT % 1st Half: 6-8 75.0% | | 2nd half: 1-3 53.8% | | Game: 13-21 61.9% | | | | | | | | | | | | 3.2 |



Quick Hitters: Cannon, who has racked up 1,156 career points and 792 rebounds, can become just the second player in Northeast Conference history to amass 1,500 points and 1,000 rebounds (Quinnipiac's Justin Ruttly)... He also needs 482 points and 212 rebounds to become St. Francis Brooklyn's all-time leading scorer and rebounder ...Cannon became the 29th member of the Terriers 1,000 Point Club at FDU (1/23/14) and was the first player since Ricky Cadell '11 (school-record 1,662 pts) to hit the mark in his junior season...Can become just the second Terrier ever with 1,000 points and 1,000 boards (Jerome Williams '76, 1490 pts, 1,018 reb (school-record)...Is now 2nd on the all-time school list in rebounding... Needs 236 boards to become the NEC's all-time leading rebounder...Needs just 69 buckets to become the school's all-time leader in made field goals...Has produced 29 career double-doubles... Also has compiled 13 career 20-point games.

2013-2014: A First Team All Northeast Conference Selection...Finished seventh in the NEC in scoring (14.9 ppg.) and led the league in rebounding (8.2 rpg.)...Tied for third in the NEC with nine double-doubles"...Recorded a double-double with 14 points and 10 boards in the victory at Miami FL (11-8-13) and recorded a pair of clutch field goals in the overtime period...Just missed another double-double with 15 points and nine boards in the win at FAU (11/11/13)...Paced the Terriers with 14 points and eight rebounds at Dayton (11/16/13)...Led the Terriers with game-high 16 points and eight caroms at Syracuse...Scored 22 points in the victory vs. Oakland (11/24/13) and had a huge conventional 3-pt play in closing seconds...Scored a season-high 23 points in the victory at Stony Brook (12/1/13) and hit a clutch trey with 40 seconds left to spot the Terriers a 68-66 lead...Scored a team-high 19 points and grabbed a game-high nine boards in the win vs. Lafayette (12/19)...Scored 19 points and grabbed a season-high 14 boards, including a career-best nine offensive caroms in the win against LIU Brooklyn (1/9/14)...Scored a career-high 25 points (11-of-14 fg) and added 11 boards in a losing cause at the Mount (1/11/14)...Scored 23 points and grabbed 11 boards at FDU (1/23/14)... Also recorded his 1,000th career point and 700th career rebound in the contest...Tied his career-best with three blocks at Bryant (1/25/14)...Scored 21 points on 7-of-12 shooting in the win at Sacred Heart (1/29/14)...Had 19 points and 11 boards against Wagner in a career-high 44 minutes...Recorded a "double-double" of 16 points and 12 boards vs. CCSU (2/18/14)...Recorded a double-double of 14 points and 12 boards in the victory against FDU (3/1/14).

2012-2013: Named to the **Second Team All Northeast Conference Squad**...Finished second in the league in rebounding (8.9 rpg.), 5th in field goal percentage (.556) and tied for ninth in scoring (14.7)...Also tied for second in the conference with 10 double-doubles...Was 53rd in the NCAA in rebounding for the second straight season.

2011-2012: Was Named to the **NEC All Rookie Team**...Was the second-leading freshmen rebounder in the country at 8.8 rpg and finished tied for 53rd overall....Was 5th in the NCAA in rebounds per 40 minutes (14.4)...Tied an NEC single-game high with 20 boards at FDU (2/25/12)...Averaged 23.4 minutes per game...Paced the team in rebounding at 8.8 per game, which was good for 4th in the conference...Was third in the NEC in offensive boards (3.4 pg.)...Recorded an NEC freshmen-high eight double-doubles, tied for the 3rd most in the league...Finished second in the NEC with 9.4 rebounds per game and a .598 field goal percentage in league games...Named NEC Rookie of the Week (1/16/12).

Background: Cannon was named the Morning Call (Lehigh Valley) Co-Player of the Year along with current Villanova junior Darrun Hilliard. Helped lead the Canaries to a 23-5 record and was named Second Team All-State (PIAA 4A) after averaging 19.6 points, 10.3 rebounds, and 1.5 blocks per game. Cannon poured in 550 points in his senior season and recorded two games of 30 or more points (vs. Whitehall and Pocono Mountain East). Cannon also scored 22 points and ripped 20 caroms in the District II Class 4A Championship game victory against Liberty.

Career High's

Points

Field Goals

Field Goals Attempted

3PT Field Goals

3PT Field Goals Attempted

Free Throws

Free Throws Attempted

Rebounds

Off. Rebounds

Assists

Turnovers

Blocks


Steals

Minutes

25 @ Mount St. Mary's (1/11/14)
11(2x) lat. at Mt. St. Mary's (1/11/14)
18 @ Mt. St. Mary's (1/11/14)
3 @ Stony Brook (12/1/13)
4 @ FAU (11/11/13)
12 vs. NJIT (12/23/13)
16 vs. NJIT (12/23/13)
20 @ FDU (2/25/12)
9 vs. LIU Brooklyn, (1/9/14)
5 vs. RMU (2/8/14)
5 @ NJIT (12/30/12)
3 (2x) latest @ Bryant (1/25/14)
3 (3x) latest vs. Wagner (2/1/14)
44 vs. Wagner (2/1/14)

CANNON'S CAREER STATISTICS

| YEAR | GP/S | FGM-FGA | FG% | 3FGM-3FGA | FTM-FTA | FT% | PTS | PPG | REB | RPG | AST | TO | BLK | STL |
|-----------|-------|---------|------|-------------|---------|------|------|------|-----|-----|-----|-----|-----|-----|
| 2011-12 | 30/18 | 85-153 | .556 | 0-0 | 70-118 | .593 | 240 | 8.0 | 265 | 8.8 | 22 | 24 | 16 | 17 |
| 2012-13 | 30/29 | 170-306 | .556 | 6-24 | 94-138 | .681 | 440 | 14.7 | 264 | 8.8 | 20 | 43 | 11 | 30 |
| 2013-2014 | 32/32 | 164-335 | .490 | 13-48 | 135-189 | .714 | 476 | 14.9 | 263 | 8.2 | 39 | 37 | 17 | 20 |
| Totals | 92/79 | 419-794 | .528 | 19-72, .264 | 299-445 | .672 | 1156 | 12.6 | 792 | 8.6 | 81 | 104 | 44 | 67 |



2013-2014: Received the start at Miami Fl. (11/8/13) and scored six points in 34 minutes...Scored a season-high 13 points on 5-of-6 shooting against Monmouth (12/10/13)...Hit a pair of treys in the victory against Canisius (12/14/13)...Grabbed a season-high five rebounds at Columbia (1/4/13)...Recorded six boards in a starting assignment against CCSU (2/18/14)..Hit 2-of-3 treys at SFU (2/20/14)..Scored seven points and tied his season-high with six boards at Robert Morris (2/22/14)...Grabbed a season-high seven boards against FDU (3/1/14)...Scored seven points and pulled down five rebounds in the NEC quarterfinal contest at Mount St. Mary's (3/15/14).

2012-2013: Started the first 14 contests of the season before suffering an injury to his non-shooting hand...Returned to play five minutes vs. Quinnipiac (2/28/13)...Also played six minutes in the NEC Quarterfinal contest at Robert Morris (3/6/13) and scored four points...Scored a career-best 17 points in the victory at Brown (11/24/12).

2011-2012: Averaged 10.6 minutes per game in his first season as a Terrier...Made his first career start against Albany...Scored a season-high 14 points (6-of-8 fga) and added five rebounds in his second career start at FDU (2/25/12).

Background: Douglas, who was named to the New York Post Third Team All Bronx squad, averaged 17.3 points, 9.2 rebounds, and 2.3 blocks per game in his senior season at FDA III. He helped lead the Lions to a 27-2 record and a berth in the Class "B" Finals against Pathways, which happened to be held at St. Francis College. Douglas scored 23 points on his future home court after racking up 26 points and 13 rebounds in the quarterfinals against August Martin, and he also added 16 points against Medgar Evers in the semifinals. Douglas also averaged 19.9 points and 11.3 rebounds per game as a junior.

| | |
|----------------------------------|--|
| Career High's | |
| Points | 17 @ Brown (11/24/12) |
| Field Goals | 6 (4x) latest vs. Stony Brook (12/11/12) |
| Field Goals Attempted | 13 vs. Army (11/20/12) |
| 3PT Field Goals | (3x) latest @ Boston College (12/8/12) |
| 3PT Field Goals Attempted | 7 (2x) latest @ Boston College (12/8/12) |
| Free Throws | 4 @ Hofstra (11/19/11) |
| Free Throws Attempted | 4 (4x) latest @ Brown (11/24/12) |
| Rebounds | 8 (2x) latest @ Georgetown (11/15/14) |
| Assists | 2 (3x) latest vs. LIU Brooklyn (2/16/14) |
| Turnovers | 4 vs. RMU (2/8/14) |
| Blocks | 3 vs. Army (11/20/12) |
| Steals | 2 (6x) latest vs. NJIT (12/23/13) |
| Minutes | 34 vs. Army (11/20/12) |

DOUGLAS'S CAREER STATISTICS

| YEAR | GP/S | FGM-FGA | FG% | 3FGM-3FGA | FTM-FTA | FT% | PTS | PPG | REB | RPG | AST | TO | BLK | STL |
|---------|-------|---------|------|--------------|---------|------|-----|-----|-----|-----|-----|----|-----|-----|
| 2011-12 | 30/2 | 31-81 | .383 | 7-31, .226 | 18-27 | .667 | 87 | 2.9 | 65 | 2.2 | 11 | 20 | 3 | 15 |
| 2012-13 | 16/14 | 47-105 | .448 | 18-48, .375 | 7-13 | .538 | 119 | 7.4 | 54 | 3.4 | 6 | 18 | 9 | 6 |
| 2013-14 | 31/16 | 45-109 | .413 | 14-48, .292 | 20-30 | .667 | 124 | 4.0 | 80 | 2.6 | 11 | 34 | 6 | 12 |
| Totals | 77/32 | 123-295 | .417 | 39-127, .307 | 45-70 | .643 | 330 | 4.3 | 199 | 2.6 | 28 | 72 | 18 | 33 |



Quick Hitters: Led the NEC last season in conference contests with a 3.33 assist/turnover ratio...Dished 120 assists against just 36 turnovers...Was 2nd in the NEC in league contests at 8.0 apg...His 187 assist/70 turnover rate (2.67) was second overall in the conference...His 6.03 apg. was good for 3rd in the NEC...Scored his 600th career point against CCSU (2/18/14)... His 187 assists were the second-best season-total in school history...Stands third all-time with 444 handouts at St. Francis Brooklyn.

2013-2014: Recorded a career-high seven rebounds coming off the bench in the victory at Miami Fla. (11/8/13)...Also hit 7-of-8 free-throws, including a pair of clutch makes in the closing seconds of overtime...Recorded a game-high four assists at Syracuse (11/18/13)...Produced his first career double-double with 11 points and 10 assists in the win against Oakland (11/24/13)...Came up with a season-high three steals in the victory against Mt. St. Vincent (11/27/13)...Came off the bench to hand out eight assists against just one turnover in 17 minutes in the victory against Canisius (12/14/13)... Scored eight points and delivered the game-winning assist in the buzzer-beater win against Lafayette (12/19/13)... Recorded a career-high 12 assists and added eight points and seven rebounds (tied career-high) in the victory versus LIU Brooklyn (1/9/14)...Added seven assists and just one turnover at Mount (1/11/14)...Compiled 12 points and 11 assists for his second "double-double" of the season versus CCSU (1/16/14)...Dished 11 assists against just one miscue and added a season-high three steals in the win against Sacred Heart (1/18/14)...Handed out 10 helpers against FDU (1/23/14)...Produced a then career-high 20 points on 7-of-12 shooting at Bryant (1/25/14)...Followed that up with a new career-standard 28 points and eight assists in the win at Sacred Heart (1/29/14)...Handed out 11 dimes in 27 minutes at SFU (2/20/14)...Tied his season and career-high with seven boards at Robert Morris (2/22/14)...Recorded 15 points, nine assists, and zero turnovers against Bryant (2/27/2014)...Recorded his third double-double of the season with 11 points and 11 assists against FDU (3/1/14)...Recorded seven assists against Mount in the NEC quarterfinals (3/5/14).

2012-2013: Tied for 8th in the NEC with 4.06 assists per game...Came up with the game-winning play at Quinnipiac (1/3/13), intercepting an outlet pass for a steal and layup with nine seconds left. It was the one of his career-high five steals...Scored 12 points vs. Mount St. Mary's (1/10/13) and added five assists...Came off bench for first time this season against LIU-Brooklyn (1/24/13) and responded with his best effort of year, scoring a season-high 14 points and dishing a then career-best eight assists in 24 minutes...Tied his career-high with eight assists at Bryant (2/7/13).

2011-2012: Averaged 22.2 minutes per game and paced the squad with 118 assists and 42 steals... Made 12 starts at the point...Exploded for a then career-high 19 points, including 16 in the second-half in the victory at Robert Morris (1/28/12)...Scored 12 points and handed out six assists in the victory against CCSU (2/2/12) and in the loss vs. LIU (2/8/12)...Came up with a season-high four steals at Quinnipiac (2/17/12).

Background: The Bedford Academy product, who averaged 17.8 points and 9.5 assists per game as a senior, had a game-high 33 points and seven steals to lead the Panthers past South Bronx, 76-63, in the PSAL 'A' championship game at St. Francis College in 2010. He was named the game's Most Valuable Player.

Career Highs

Points

Field Goals

Field Goals Attempted

3PT Field Goals

3PT Field Goals Attempted

Free Throws

Free Throws Attempted

Rebounds

Assists

Turnovers

Blocks

Steals

Minutes

28 @ Sacred Heart (1/29/14)

9 @ Sacred Heart (1/29/14)

15 vs. LIU Brooklyn (2/8/12)

3 @ Robert Morris (1/28/12)

6 vs. Quinnipiac (1/5/12)

8 @ Sacred Heart (1/29/14)

8 (3x) latest Sacred Heart (1/29/14)

7 (3x) latest @RMU (2/22/14)

12 vs. LIU Brooklyn (1/9/14)

8 vs. Mount St. Mary's (1/21/12)

2 @ NJIT (12/30/12)

5 @ Quinnipiac (1/3/13)

37 (2x) latest @ Sacred Heart (1/29/14)

JONES' CAREER STATISTICS

| YEAR | GP/S | FGM-FGA | FG% | 3FGM-3FGA | FTM-FTA | FT% | PTS | PPG | REB | RPG | AST | TO | BLK | STL |
|---------|-------|---------|------|--------------|---------|------|-----|-----|-----|-----|-----|-----|-----|-----|
| 2011-12 | 30/12 | 80-228 | .351 | 15-53, .283 | 62-86 | .721 | 237 | 7.9 | 84 | 2.8 | 118 | 100 | 2 | 42 |
| 2012-13 | 30/28 | 67-183 | .366 | 11-45, .244 | 34-62 | .548 | 179 | 6.0 | 69 | 2.3 | 127 | 80 | 4 | 30 |
| 2013-14 | 31/16 | 76-178 | .427 | 20-59, .339 | 61-84 | .726 | 233 | 7.5 | 92 | 3.0 | 187 | 70 | 3 | 33 |
| Totals | 91/56 | 223-589 | .378 | 46-157, .292 | 157-232 | .677 | 649 | 7.1 | 245 | 2.7 | 432 | 250 | 9 | 105 |



2013-2014: Averaged a career-high 14.0 minutes per game...Received his first Terrier start at Syracuse (11/18/13) and recorded three steals and three rebounds in 19 minutes...Injured his elbow at Syracuse and missed the next six contests before making his return against Canisius (12/14/13)...Scored a then career-high 12 points at Columbia (1/4/14) and added five boards...Pulled down a career-high six boards and added two steals at FDU (1/23/14)...Recorded a career-high three rejections in the victory at SFU (2/20/14) and also added seven points and two steals in 24 minutes off the bench...Hit 9-of-10 shots en route to a career-high 18 points at Robert Morris (2/22/14). Played a career-high 39 minutes against the Colonials in just his second career start...Matched his career-high with 18 points on 5-of-11 shooting against Mount St. Mary's in the NEC Quarterfinals (3/5/14)...Also went 8-of-14 from the line and added two steals.

2012-2013: Averaged 7.6 minutes per game for the season but his playing time increased to 16.8 mpg. over the Terriers' last five contests...Scored eight points against FDU (1/19/13) on 4-for-5 shooting and also pulled down four boards, all on the offensive glass...Provided a major spark during his seven minutes at the end of the first-half against Wagner (1/12/13) with several hustle plays that ignited the squad. Ulmer scored five points and added his first career trey against the Seahawks. Was terrific in a career-high 13 minute appearance vs. LIU Brooklyn (1/24/2013). Scored a career-high 10 points on 4-of-6 shooting and added three rebounds and two assists against the Blackbirds....Played a career-high 22 minutes at Mount St. Mary's (2/23/13)...Grabbed a career-best seven boards in the victory against Sacred Heart (3/2/13).

2011-2012: Made 15 appearances in his initial season as a Terrier...Played a season-high nine minutes at Wagner (12/3/11)...Scored his first career basket in the victory at NJIT (11/26/11) and also grabbed two boards...Came up with his first career rejection in the win against Brown (12/29/11).

Background: Averaged 16.8 points per game at Staten Island Tech during the 2008-2009 season and was a Staten Island Advance All-Star. Ulmer scored 20 or more points seven times, including a season-high 31 against Curtis. He also produced a 29-point game against Cardozo. Ulmer was rated as the 30th best NYC prospect in the class of 2009 by The HOOPSCOOP Online.

Career Highs

| | |
|----------------------------------|-------------------------------------|
| Points | 18 (2x) latest @ Mount (3/5/14) |
| Field Goals | 9 @ RMU (2/22/14) |
| Field Goals Attempted | 11 @ Mount (3/5/14) |
| 3PT Field Goals | 1 (3x) latest vs. Columbia (1/4/14) |
| 3PT Field Goals Attempted | 3 (2x) latest vs. Columbia (1/4/13) |
| Free Throws | 8 @ Mount (3/5/14) |
| Free Throws Attempted | 14 @ Mount (3/5/14) |
| Rebounds | 6 (2x) latest @ RMU (2/22/14) |
| Assists | 2 (2x) latest vs. NJIT (12/25/13) |
| Turnovers | 3 vs. RMU (2/8/14) |
| Blocks | 3 @ SFU (2/20/14) |
| Steals | 3 @ Syracuse (11/18/13) |
| Minutes | 39 @ RMU (2/22/14) |

ULMER'S CAREER STATISTICS

| YEAR | GP/S | FGM-FGA | FG% | 3FGM-3FGA | FTM-FTA | FT% | PTS | PPG | REB | RPG | AST | TO | BLK | STL |
|---------|------|---------|------|------------|---------|------|-----|-----|-----|-----|-----|----|-----|-----|
| 2011-12 | 15/0 | 5-11 | .455 | 0-1, .000 | 1-3 | .333 | 11 | 0.7 | 11 | 0.7 | 1 | 3 | 1 | 0 |
| 2012-13 | 24/0 | 20-56 | .357 | 4-15, .267 | 9-20 | .450 | 53 | 2.2 | 44 | 1.8 | 25 | 18 | 6 | 15 |
| 2013-14 | 26/3 | 34-81 | .420 | 3-19, .158 | 20-30 | .513 | 91 | 3.5 | 64 | 2.5 | 14 | 21 | 9 | 15 |
| Totals | 65/3 | 59-148 | .398 | 7-35, .200 | 30-53 | .566 | 155 | 2.4 | 119 | 1.8 | 40 | 42 | 16 | 30 |



Quick Hitters: Helped lead College of Central Florida to the 2013 NJCAA Division I Men's Basketball Championship in 2013...Led the Terriers last season with 55 blocks...Finished 3rd in the NEC with 1.72 blocks per game...Made his first career start at Bryant (1/25/14)...Nearly pulled off a triple-double against Bryant (2/27/14) recording a career-high 21 points, 10 blocks, and nine rebounds.

2013-2014: Contributed six points, two blocks, and four rebounds in 18 minutes off the bench at Miami FL (11-8-13)...Had seven points, five rebounds, and two blocks in 15 minutes in the victory at FAU (11/11/13)...Scored nine points and grabbed six caroms in 23 minutes off the bench versus Oakland (11/24/13)...Had his second-straight 9 point, six rebound performance against Mt. St. Vincent (11/27/13)...Contributed a career-high 11 points on 4-of-6 shooting in just 14 minutes in the win against Canisius (12/14/13)...Recorded a career-best eight rebounds and three blocks in the win against LIU Brooklyn (1/9/14)..Recorded seven points and two blocks in the win versus Sacred Heart (1/18/14)...Grabbed six boards in just 14 minutes off the bench against CCSU (2/18/14)...Scored seven points and pulled down four rebounds in the victory at SFU (2/20/14)...Nearly pulled off a triple-double against Bryant (2/27/14) recording a career-high 21 points, 10 blocks, and nine rebounds...Had 10 points, seven boards and three rejections in the NEC quarterfinals at Mount (3/15/14).

Background: Helped lead the College of Central Florida to the 2013 NJCAA Division I Men's Basketball Championship. Fall, a native of Senegal, recorded seven rebounds and two blocks in the national semi-final game against Spartanburg Methodist after averaging 7.6 points and 5.2 rebounds per game in his final season. He shot 50.8 percent from the floor and led the team with 46 blocks. Prior to enrolling at the College of Central Florida, Fall helped lead Wings Academy to the PSAL semifinals in 2010-2011. The shot-blocking menace swatted 8.6 shots per game in his senior season at Wings. In addition, he averaged 12.3 points and 8.6 rebounds per contest. The New York Post named Fall to the 2010-2011 All-Bronx First Team. He was enrolled at Radford University in 2011-2012 but did not play for the Highlanders.

Career Highs

| | |
|---------------------------|---|
| Points | 21 vs. Bryant (2/27/14) |
| Field Goals | 9 vs. Bryant (2/27/14) |
| Field Goals Attempted | 12 vs. Bryant (2/27/14) |
| 3PT Field Goals | 0 |
| 3PT Field Goals Attempted | 0 |
| Free Throws | 4 @ Sacred Heart (1/29/14) |
| Free Throws Attempted | 8 vs. Oakland (11/24/13) |
| Rebounds | 9 vs. Bryant (2/27/14) |
| Assists | 1 (2x) latest vs. Coastal Carolina (11/23/13) |
| Turnovers | 3 (3x) latest vs. Bryant (2/27/14) |
| Blocks | 10 vs. Bryant (2/27/14) |
| Steals | 2 (2x) latest vs. SFU (1/6/14) |
| Minutes | 33 vs. Bryant (2/27/14) |

FALL'S CAREER STATISTICS

| YEAR | GP/S | FGM-FGA | FG% | 3FGM-3FGA | FTM-FTA | FT% | PTS | PPG | REB | RPG | AST | TO | BLK | STL |
|---------|------|---------|------|-----------|---------|------|-----|-----|-----|-----|-----|----|-----|-----|
| 2013-14 | 32/2 | 57/125 | .456 | 0-0 | 52-79 | .658 | 166 | 5.2 | 125 | 3.9 | 6 | 35 | 55 | 10 |



2013-2014: Averaged 10.0 mpg. at the point last season...Started against Robert Morris (2/8) and LIU Brooklyn (2/16)...Scored a season-high nine points (3-for-5 treys) in the victory against Mt. St. Vincent (11/27/13) in 18 minutes off the bench...Started his first career-game against Robert Morris (2/8/14) and played a career-high 21 minutes...Recorded three assists with no turnovers against the Colonials...Recorded a career-high four assists against CCSU (2/18/14)..Scored a career-high 11 points on 4-of-9 shooting in the win at SFU (2/20/14).

Background: Combination guard who prepped at Lee Academy in Maine in 2011-2012...Prior to enrolling at Lee Academy, Hopkinson was the eighth leading scorer in the city and finished second-best in the PSAL's 'AA' divisions in 2009-2010, averaging 28.3 points per outing for West 50th Street Campus (Food & Finance). That season, he scored a game-high 31 points, 16 of them in the deciding fourth quarter to lead the 17th-seeded Seahawks past No. 16 Gompers in the opening round of the PSAL Class AA playoffs. Hopkinson dropped 39 points on Wadleigh, the seventh overall seed, 38 on No. 13 Eagle Academy and another 39 on Lehman. The win against Gompers provided West 50th Street with its first ever 'AA' postseason victory. As a senior, he averaged 19.9 points, 2.78 rebounds, and 2.22 assists...Played one season with former Terrier Travis Nichols in 2008-2009 at West 50th Street Campus.

Career Highs

| | |
|---------------------------|----------------------------------|
| Points | 11 @ SFU (2/20/14) |
| Field Goals | 4 @ SFU (2/20/14) |
| Field Goals Attempted | 9 @ SFU (2/20/14) |
| 3PT Field Goals | 3 vs. Mt. St. Vincent (11/27/13) |
| 3PT Field Goals Attempted | 5 vs. Mt. St. Vincent (11/27/13) |
| Free Throws | 3 @ SFU (2/20/14) |
| Free Throws Attempted | 4 @ SFU (2/20/14) |
| Rebounds | 3 vs. LIU Brooklyn (2/16/14) |
| Assists | 4 vs. CCSU (2/18/14) |
| Turnovers | 3 @ Mount (3/5/14) |
| Blocks | 0 |
| Steals | 1 @ Miami (11/8/13) |
| Minutes | 21 (2x) latest @ SFU (2/20/14) |

HOPKINSON'S CAREER STATISTICS

| YEAR | GP/S | FGM-FGA | FG% | 3FGM-3FGA | FTM-FTA | FT% | PTS | PPG | REB | RPG | AST | TO | BLK | STL |
|---------|------|---------|------|------------|---------|------|-----|-----|-----|-----|-----|----|-----|-----|
| 2013-14 | 19/2 | 17-52 | .327 | 5-22, .227 | 9-14 | .643 | 48 | 2.5 | 16 | .8 | 19 | 18 | 0 | 7 |



#14 Jon Doss

Junior, F, 6-4, 170

Chicago Hope Academy/Chicago, Ill.

Background: Doss is a 6'4" wing who will provide the Terriers with another option from behind the arc. Last season, the native of Chicago, Illinois shot 40 percent from long distance en route to averaging 18.0 ppg. and 6.6 rebounds at Eastern Wyoming Community College. He averaged 18.2 points and 4.0 rebounds as a senior at Taft High School. Doss is an excellent athlete, likes to attack the offensive glass, and has the ability to get to the rim.




#15 Chris Hooper

Junior, F, 6-6, 230

Satellite Academy/Bronx, NY

Background: The 6'6" Hooper prepped at Satellite Academy before playing one season at both Kaskasia Community College (Illinois) and at Odessa Community College (Texas)... Hooper, who averaged 12.3 points and 11.3 rebounds in his senior year at Satellite Academy will have two years of eligibility at St. Francis Brooklyn... Hooper averaged 11.7 points and 9.0 rebounds per game in his first collegiate season at Kaskasia and helped lead the squad to a 20-11 record...He also shot 62 percent from the field and averaged a block per game... In his sophomore year, Hooper contributed 6.9 points and 5.8 rebounds per game for national powerhouse Odessa.



Background: The 6'8" Jenifer was an NJCAA All-American at Hagerstown C.C. during his sophomore season in 2012-13 after averaging 21 points per game while pulling down eight rebounds and shooting 47% in 33 games played. As a freshman, he helped lead the squad to a 29-5 record and a trip to the NJCAA Tournament following a Region XX championship. Jenifer was seventh in the Maryland Junior College Athletic Association in rebounding (8.4 pg.) and also recorded 49 blocks. As a senior at Potomac High School (Md.), Jennifer scored 26 points, grabbed 15 rebounds, and blocked four shots in the Wolverines Maryland 3A South quarterfinal victory.



Background: Jewell, a 6-2 wing from the Bronx, New York, averaged a division-high 25.3 points, 7.8 rebounds, and 3.8 assists per game in his second season at Jamestown Community College (New York)... Following the campaign he was named the Region 3 Division II Player of the Year after scoring over 30 points on nine different occasions... Last season, Jewell shot 44.3 percent overall (212-of-479) from the field and connected on 39 percent (57-of-146) of his 3-point attempts... He also made 70.6 percent (127-of-180) of his free-throw opportunities... He scored over 1,000 points in just two seasons at JCC... After dominating the PSAL "B" division during his high school career at High School for Leadership and Public Service, Jewell received national recognition in just his first week as a college player, leading all NJCAA Division II scorers with 32 ppg. while also grabbing 12 rpg... His amazing opening week earned him honors as NJCAA Region III Co-Athlete of the Week... Jewell averaged 27 points and 13.2 rebounds as a senior at Leadership... He was selected to the 2012 NYC Mayors Cup Game and the Funsport "Battle For The City," and participated in the Big Apple College Exposure Games.



Background: Olafsson, a 6'3" wing played for SC Keflavik, a club team in his native Iceland. He was named the Defensive Player of the Year on his squad. Olafsson hit a game-winning shot against rival Njardvik. He also scored 20 points versus Stjarnan. He averaged 8.9 points and 2.8 rebounds last year under former Terrier assistant coach Andy Johnston. "Gunnar is an athletic wing guard that has an excellent mid-range game and is a good three-point shooter," head coach Glenn Braica said. "He's a high-effort player who is really good in transition and is an excellent defender."



Background: Sanabria helped lead the St. Peter's Eagles to a 27-4 record last season and their first Staten Island High School title since 2009...The heady point guard averaged 13.6 points and 6.0 assists per game while directing the squad to their first CHSAA AA intersectional semifinal appearance since 2002...As a junior, Sanabria averaged 23.0 points per game in the city playoffs and scored 23 points against eventual state champion Christ the King...This past year, he scored 15 points against Archbishop Molloy in the CHSAA quarterfinals and added 17 points in the semifinals against Bishop Loughlin...Earlier in the season, Sanabria was named the Most Valuable Player at the Alumni Holiday Tournament after scoring 28 points against Christian Brothers Academy and also contributed nine points, seven assists, and four steals in the championship game victory against Bethlehem Catholic (Pa.)...Following the season, Sanabria was named to the Mayor's Cup and started for the CHSAA all-stars against the PSAL all-stars...The Staten Island Advance two-time all-star was also named the 2014 recipient of Staten Island's prestigious Jack Zaborowski Award, presented to a player who exhibits consistency, competitiveness, sportsmanship, toughness, leadership and plays a pivotal role in his team's success...MSG Varsity also named Sanabria to the NYC First Team squad.



Background: The 6'4" Williams, who was selected to play in the prestigious Kentucky/Indiana All-Stars boys' All-Stars contest at Rupp Arena, scored more than 1,000 points in his career at John Hardin High School and finished fourth on the school's all-time scoring list. He averaged 18.6 points, 7.7 rebounds, 2.4 steals and 1.9 blocks per game last year. The Bulldogs won back-to-back 17th District and 5th Region championships and reached the Sweet 16 quarterfinals in Williams' sophomore and junior seasons.



Background: A walk-on for the second consecutive season...Made two appearances last year and scored his first career hoop against Mount St. Vincent (11/12/13)...Played for legendary head coach Bob Hurley at St. Anthony's for two seasons, joining a team with the likes of the NBA's Kyle Anderson, Myles Mack of Rutgers, Lucky Jones of Robert Morris and Jerome Frink of Florida International... Attended Bishop Ford as a freshman and sophomore.

1,000 POINT CLUB – CAREER

| | | |
|---------------------|--------------|------------------|
| Ricky Cadell | 1,662 | 2007-11 |
| Darrwin Purdie | 1,613 | 1985-89 |
| Dennis McDermott | 1,578 | 1971-74 |
| Manny Figueroa | 1,532 | 1975-79 |
| Al Inniss | 1,503 | 1954-58 |
| Jerome Williams | 1,490 | 1972-76 |
| Richy Dominguez | 1,482 | 1997-01 |
| Angel Santana | 1,476 | 1996-00 |
| John Conforti | 1,435 | 1967-70 |
| Gerard Trapp | 1,434 | 1974-78 |
| Vernon Stokes | 1,336 | 1950-53 |
| Anthony D'Elia | 1,304 | 1954-58 |
| Lou Myers | 1,259 | 1989-93 |
| Robert Jackson | 1,243 | 1981-84 |
| Jalen Cannon | 1,181 | 2011-pre. |
| Jamaal Womack | 1,153 | 2005-09 |
| Stefan Perunicic | 1,144 | 2008-12 |
| Hank Daubenschmidt | 1,129 | 1951-54 |
| Jim Raftery | 1,114 | 1960-63 |
| Kevin Henry | 1,111 | 1979-83 |
| Ron Arnold | 1,105 | 1990-93 |
| Lester Yellin | 1,102 | 1954-58 |
| Cliff Strong | 1,090 | 2000-03 |
| Steven Howard | 1,081 | 1999-01 |
| Ben Mockford | 1,077 | 2010-14 |
| Gil Radday | 1,068 | 1964-67 |
| Nestor Cora | 1,034 | 1977-79 |
| Roy Reardon | 1,028 | 1948-51 |
| Lorenzo Distant | 1,027 | 1979-83 |
| Akeem Johnson | 1,009 | 2009-13 |

POINTS – SEASON

| | | |
|------------------|-----|---------|
| Ray Minlend | 680 | 1998-99 |
| Ken Lam | 605 | 1971-72 |
| Steven Howard | 587 | 2000-01 |
| Dennis McDermott | 578 | 1972-73 |
| Dennis McDermott | 571 | 1973-74 |
| John Conforti | 560 | 1968-69 |
| Richy Dominguez | 541 | 2000-01 |
| Robert Jackson | 535 | 1983-84 |
| Nestor Cora | 532 | 1977-78 |
| Darrwin Purdie | 519 | 1986-87 |

REBOUNDS – CAREER

| | | |
|---------------------|------------|------------------|
| Jerome Williams | 1,018 | 1972-76 |
| Jalen Cannon | 807 | 2011-pre. |
| Darrwin Purdie | 748 | 1985-89 |
| Dennis McDermott | 708 | 1971-74 |
| Robert Jackson | 675 | 1983-84 |
| Heberth Reyes | 666 | 1997-01 |
| Richy Dominguez | 651 | 1997-01 |
| Manny Figueroa | 636 | 1975-79 |
| Cliff Strong | 596 | 2000-03 |
| Lorenzo Distant | 589 | 1979-83 |
| Gerard Trapp | 578 | 1974-78 |
| Akeem Johnson | 560 | 2009-13 |

REBOUNDS – SEASON

| | | |
|---------------------|------------|----------------|
| Jerome Williams | 311 | 1974-75 |
| Jerome Williams | 279 | 1975-76 |
| Manny Figueroa | 271 | 1976-77 |
| Jerome Williams | 268 | 1973-74 |
| Jalen Cannon | 265 | 2011-12 |
| Jalen Cannon | 264 | 2012-13 |
| Jalen Cannon | 263 | 2013-14 |
| Robert Jackson | 263 | 1983-84 |
| Andre Kibbler | 263 | 1987-88 |
| Dennis McDermott | 258 | 1973-74 |
| Dennis McDermott | 253 | 1971-72 |
| Lester James | 251 | 1991-92 |
| Jack McCue | 245 | 1971-72 |

FIELD GOALS MADE – CAREER

| | | |
|---------------------|------------|------------------|
| Darrwin Purdie | 651 | 1985-89 |
| Jerome Williams | 650 | 1972-76 |
| Dennis McDermott | 629 | 1971-74 |
| Gerard Trapp | 613 | 1974-78 |
| John Conforti | 605 | 1967-00 |
| Jalen Cannon | 588 | 2011-pre. |
| Ricky Cadell | 551 | 2007-11 |
| Robert Jackson | 537 | 1981-84 |
| Richy Dominguez | 527 | 1997-01 |
| Angel Santana | 474 | 1996-00 |
| Lou Myers | 457 | 1989-93 |

FIELD GOALS MADE – SEASON

| | | |
|------------------|-----|---------|
| Ken Lam | 256 | 1971-72 |
| John Conforti | 231 | 1968-69 |
| Dennis McDermott | 229 | 1972-73 |
| Nestor Cora | 227 | 1977-78 |
| Robert Jackson | 226 | 1983-84 |
| Dennis McDermott | 224 | 1973-74 |
| Gerard Trapp | 216 | 1976-77 |
| John Conforti | 215 | 1969-70 |
| Ray Minlend | 210 | 1998-99 |
| Darrwin Purdie | 208 | 1986-87 |

FIELD GOALS ATTEMPTED-CAREER

| | | |
|------------------|-------|---------|
| Gerard Trapp | 1,441 | 1974-78 |
| Darrwin Purdie | 1,376 | 1986-89 |
| Ricky Cadell | 1,347 | 2007-11 |
| Dennis McDermott | 1,339 | 1971-74 |
| Jerome Williams | 1,274 | 1972-76 |
| John Conforti | 1,267 | 1967-70 |
| Angel Santana | 1,254 | 1996-00 |
| Richy Dominguez | 1,106 | 1997-01 |
| Robert Jackson | 1,068 | 1981-84 |
| Lou Myers | 1,043 | 1989-93 |

Terrier Record Book

FIELD GOALS ATTEMPTED – SEASON

| | | |
|------------------|-----|---------|
| Gerard Trapp | 503 | 1976-77 |
| John Conforti | 495 | 1968-69 |
| Ken Lam | 494 | 1971-72 |
| Dennis McDermott | 471 | 1972-73 |
| Dennis McDermott | 464 | 1973-74 |
| Ray Minlend | 452 | 1998-99 |
| Steven Howard | 447 | 2000-01 |
| Robert Jackson | 446 | 1983-84 |
| Nestor Cora | 444 | 1977-78 |
| Darwin Purdie | 444 | 1987-88 |

FIELD GOAL % - CAREER

(Min. 100 FG Made)

| | | |
|---------------------|-----------------------|------------------|
| Lester James | .622 (296-476) | 1990-92 |
| Chris Sockwell | .614 (290-472) | 2001-03 |
| Eric Greene | .611 (143-234) | 1979-81 |
| Dennis Kwiecinski | .570 (110-193) | 1973-77 |
| Heberth Reyes | .549 (292-532) | 1997-01 |
| Chris Phillips | .538 (243-452) | 1983-85 |
| Marlon Lewis | .533 (114-214) | 1994-96 |
| Eric Thompson | .527 (206-398) | 2000-04 |
| Akeem Johnson | .526 (377-717) | 2009-13 |
| Jalen Cannon | .525 (428-816) | 2011-pre. |
| Jerome Williams | .510 (650-1,274) | 1972-76 |

FIELD GOAL % – SEASON

(Min. 75 Field Goals Made)

| | | |
|----------------|----------------|---------|
| Lester James | .693 (149/215) | 1990-91 |
| Eric Greene | .641 (107/167) | 1979-80 |
| Chris Sockwell | .637 (135/212) | 2002-03 |
| James Raftery | .612 (115/188) | 1962-63 |
| Terryl Coombs | .611 (102/167) | 1989-90 |
| Chris Sockwell | .596 (155/260) | 2001-02 |
| Heberth Reyes | .594 (76/128) | 1998-99 |
| Joe O'Neill | .572 (99/173) | 1985-86 |
| Earl Roberts | .571 (136/238) | 1969-70 |
| Heberth Reyes | .571 (88/154) | 1999-00 |

3-POINT FG MADE – CAREER

| | | |
|------------------|-----|---------|
| Angel Santana | 294 | 1996-00 |
| Stefan Perunicic | 280 | 2008-12 |
| Ben Mockford | 260 | 2011-14 |
| Ricky Cadell | 222 | 2007-11 |
| Jamaal Womack | 220 | 2005-09 |
| Mike Wilson | 217 | 2002-04 |
| Lou Myers | 154 | 1989-93 |
| Jason Morgan | 151 | 2000-02 |
| Steven Howard | 143 | 1999-01 |
| Tory Cavalieri | 134 | 2002-05 |
| Henry LaLane | 134 | 1997-00 |

3-POINT FG MADE – SEASON

| | | |
|------------------|-----|-----------|
| Jason Morgan | 100 | 2001-02 |
| Angel Santana | 100 | 99-2000 |
| Steven Howard | 92 | 2000-01 |
| Ben Mockford | 80 | 2013-14 |
| Stefan Perunicic | 87 | 2008-09 |
| Angel Santana | 83 | 1998-99 |
| Mike Wilson | 82 | 2003-04 |
| Ben Mockford | 82 | 2012-2013 |
| Ben Mockford | 81 | 2011-2012 |
| Tory Cavalieri | 76 | 2004-05 |
| Jamaal Womack | 72 | 2007-08 |
| Ricky Cadell | 72 | 2009-10 |
| Bryan Willcox | 66 | 1993-94 |

3-POINT FG ATTEMPTED – CAREER

| | | |
|------------------|-----|---------|
| Angel Santana | 822 | 1996-00 |
| Stefan Perunicic | 765 | 2008-12 |
| Ben Mockford | 688 | 2011-14 |
| Ricky Cadell | 620 | 2007-11 |
| Jamaal Womack | 605 | 2005-09 |
| Mike Wilson | 547 | 2002-04 |
| Lou Myers | 429 | 1989-93 |
| Jason Morgan | 414 | 2000-02 |
| Henry LaLane | 403 | 1997-00 |
| Steven Howard | 394 | 1999-01 |
| Tory Cavalieri | 349 | 2002-05 |

3-POINT FG ATTEMPTED- SEASON

| | | |
|------------------|-----|-----------|
| Angel Santana | 284 | 1999-2000 |
| Jason Morgan | 277 | 2001-02 |
| Steven Howard | 254 | 2000-01 |
| Ben Mockford | 240 | 2011-2012 |
| Jamaal Womack | 229 | 2007-08 |
| Angel Santana | 225 | 1998-99 |
| Stefan Perunicic | 224 | 2008-09 |
| Ben Mockford | 214 | 2013-14 |
| Ben Mockford | 206 | 2012-13 |
| Bryan Willcox | 205 | 1993-94 |
| Ricky Cadell | 202 | 2009-10 |
| Ricky Cadell | 201 | 2010-11 |
| Mike Wilson | 192 | 2003-04 |

3-POINT FG % - CAREER

(Min. 75 3-Point Goals Made)

| | | |
|------------------|----------------|---------|
| Mike Wilson | .392 (217-547) | 2002-04 |
| Tory Cavalieri | .384 (134-349) | 2002-05 |
| John Quintana | .384 (84-237) | 2002-04 |
| John Thomas | .382 (50-131) | 1996-98 |
| Ben Mockford | .378 (260-688) | 2011-14 |
| Steve Mickens | .371 (109-294) | 1988-90 |
| Ron Arnold | .368 (21-57) | 1990-93 |
| Jason Morgan | .365 (151-414) | 2000-02 |
| Steven Howard | .363 (143-394) | 1999-01 |
| Ricky Cadell | .358 (222-620) | 2007-11 |
| Stefan Perunicic | .350 (210-600) | 2008-12 |

Terrier Record Book

3-POINT FIELD GOAL % – SEASON (Min. 15 3-Point FG Made)

| | | |
|-----------------|---------------|---------|
| John Quintana | .457 (32/70) | 2002-03 |
| Tanel Tein | .452 (33/73) | 1998-99 |
| Mike Wilson | .427 (82-192) | 2003-04 |
| John Thomas | .422 (35/83) | 1997-98 |
| Tory Cavaliere | .420 (76/181) | 2004-05 |
| Steve Mickens | .415 (51/123) | 1988-89 |
| Charles Hatcher | .415 (17/41) | 1991-92 |
| Kevin Israel | .412 (21/51) | 1989-90 |
| Richy Dominguez | .411 (23/56) | 1998-99 |
| Ben Mockford | .407 (87/214) | 2013-14 |
| Christian Brown | .406 (52/128) | 2004-05 |

FREE THROWS MADE – CAREER


| | | |
|---------------------|------------|------------------|
| Richy Dominguez | 337 | 1997-01 |
| Dennis McDermott | 320 | 1971-74 |
| Ricky Cadell | 319 | 2007-11 |
| Jalen Cannon | 299 | 2011-pre. |
| Ray Minlend | 295 | 1997-99 |
| Jim Luisi | 293 | 1948-51 |
| Darrwin Purdie | 288 | 1985-89 |
| Cliff Strong | 288 | 2000-03 |
| Thomas Carroll | 261 | 1930-34 |
| Steven Howard | 250 | 1999-01 |
| Roy Reardon | 246 | 1948-51 |

FREE THROWS MADE – SEASON


| | | |
|---------------------|------------|----------------|
| Ray Minlend | 229 | 1998-99 |
| Vernon Stokes | 188 | 1952-53 |
| Steven Howard | 153 | 2000-01 |
| John Thomas | 150 | 1996-97 |
| Dan Mannix | 148 | 1955-56 |
| Tom Gallagher | 140 | 1948-49 |
| Jalen Cannon | 135 | 2013-14 |
| Richy Dominguez | 135 | 2000-01 |
| Akeem Bennett | 135 | 2009-10 |
| Jim Luisi | 134 | 1949-50 |
| Brian Jones | 127 | 1990-91 |

FREE THROWS ATTEMPTED – CAREER

| | | |
|---------------------|------------|-----------------------------|
| Richy Dominguez | 522 | 1997-01 |
| Jalen Cannon | 445 | 2011-pre. |
| Ricky Cadell | 440 | 2007-11 |
| Cliff Strong | 429 | 2000-03 |
| Dennis McDermott | 419 | 1971-74 |
| Darrwin Purdie | 416 | 1985-89 |
| Thomas Carroll | 406 | 1930-34 |
| Ray Minlend | 403 | 1997-99 |
| Jim Luisi | 399 | (50-51 season not included) |
| | | 1948-51 |
| Thomas Gallagher | 396 | 1945-49 |
| John Conforti | 380 | 1967-70 |



Ron Arnold



Terrier Record Book

ASSISTS – SEASON

| | | |
|--------------------|------------|----------------|
| Jim Paguaga | 223 | 1985-86 |
| Brent Jones | 187 | 2013-14 |
| Lynn Smith | 185 | 1990-91 |
| Greg Nunn | 184 | 1999-00 |
| Tory Cavalieri | 169 | 2002-03 |
| Edgar DeLaRosa | 167 | 1982-83 |
| Tory Cavalieri | 162 | 2003-04 |
| Greg Nunn | 157 | 2000-01 |
| Edgar DeLaRosa | 154 | 1981-82 |
| Greg Nunn | 151 | 1998-99 |
| Rodney Henry | 139 | 1987-88 |

BLOCKS – CAREER

| | | |
|------------------|-----------|------------------|
| Julian McKelly | 244 | 1981-86 |
| Heberth Reyes | 186 | 1997-01 |
| Richard Lugo | 125 | 1948-51 |
| Devon Neckles | 109 | 2002-06 |
| Robert Jackson | 102 | 1981-84 |
| Chris Sockwel | 94 | 2001-03 |
| Darrwin Purdie | 85 | 1985-89 |
| Lester James | 78 | 1990-92 |
| Herman Wrice | 78 | 2008-10 |
| Amdy Fall | 65 | 2013-pre. |
| Eric Thompson | 53 | 2000-04 |

BLOCKED SHOTS - SEASON


| | | |
|------------------|-----------|------------------|
| Richard Lugo | 125 | 1996-97 |
| Julian McKelly | 108 | 1982-83 |
| Heberth Reyes | 71 | 2000-01 |
| Amdy Fall | 59 | 2013-2014 |
| Devon Neckles | 52 | 2003-04 |
| Herman Wrice | 51 | 2008-09 |
| Lester James | 50 | 1990-91 |
| Chris Sockwell | 48 | 2001-02 |
| Julian McKelly | 48 | 1983-84 |
| Heberth Reyes | 48 | 1998-99 |
| Heberth Reyes | 46 | 1999-00 |
| Chris Sockwell | 46 | 2002-03 |

STEALS – CAREER

| | | |
|-----------------|-----|------------------|
| Greg Nunn | 202 | 1997-01 |
| Tory Cavalieri | 194 | 2002-05 |
| Lynn Smith | 173 | 1990-92 |
| Richy Dominguez | 171 | 1997-01 |
| Edgar DeLaRosa | 160 | 1978-80, 1981-83 |
| Jim Paguaga | 157 | 1982-86 |
| Rodney Henry | 154 | 1085-89 |
| Jamaal Womack | 148 | 2005-09 |
| Lou Myers | 143 | 1989-93 |
| Akeem Bennett | 140 | 2009-11 |
| Ron Arnold | 135 | 1990-93 |

STEALS – SEASON

| | | |
|----------------|-----|-----------|
| Jim Paguaga | 120 | 1985-86 |
| Lynn Smith | 100 | 1990-91 |
| Jeff Myers | 81 | 1992-93 |
| Ray Minlend | 79 | 1998-99 |
| Akeem Bennett | 76 | 2010-2011 |
| Tory Cavalieri | 75 | 2003-04 |
| John Thomas | 74 | 1997-98 |
| Lynn Smith | 73 | 1991-92 |
| Greg Nunn | 71 | 1998-99 |
| Edgar DeLaRosa | 65 | 1982-83 |



Terrier Record Book

INDIVIDUAL RECORDS

Single Game

| | |
|-----------------------|--|
| Most Points | 45, John Conforti vs. Wagner (1/10/70) |
| Most Field Goals Made | 20, John Conforti vs. Wagner (1/10/70) |
| Most Free Throws Made | 19, James Raftery vs. Loyola (12/16/61) |
| Most Rebounds | 37, Al Inniss vs. Lafayette (3/17/56) |
| Most Assists | 16, Jim Paguaga vs. York (2/7/86) |
| Most Blocked Shots | 11, Richard Lugo vs. Rider (2/12/97) |
| Most Steals | 11, Ron Arnold vs. Mount St. Mary's (2/4/93) |

Single Season

| | |
|--------------------------|--|
| Highest Scoring Avg. | 24.3, John Conforti (1968-69) 24.3, Ray Minlend (1998-99) |
| Highest Rebounding Avg. | 12.0, Jerome Williams (1974-75) |
| Most Consecutive FT Made | 28, Robert Bailey (1994-95) |

Career

| | |
|----------------------|-----------------------------------|
| Highest Scoring Avg. | 21.3, Dennis McDermott (1,578/74) |
|----------------------|-----------------------------------|

TEAM RECORDS

Single Game

| | |
|---------------------------|---|
| Most Points | 142 vs. Long Island (2/22/03) |
| Fewest Points | 8 vs. Catholic (1923-24) 8 vs. St. John's (1931-32) |
| Most Field Goals Made | 55 vs. Pace (1/7/77) |
| Most Free Throws Made | 41 vs. Quinnipiac (1/27/01) |
| Most Rebounds | 60 vs. American (12/28/73) |
| Most Points, one Half | 66 vs. Siena (1/6/66) – 1st half/ 66 vs. Long Island (2/22/03) |
| Largest Victory Margin | 81 vs. Pratt (12/10/88) – (114-33) |
| Largest Defeat Margin | 60 vs. Providence (12/11/93) – (108-48) |
| Most Points, Both Teams | 282, LIU 140, SFC 142 (2/22/03) |
| Fewest Points, Both Teams | 29, SFC 19, LIU 19 (1932-33) |

Single Season

| | |
|-----------------------|------------------------------------|
| Most Points | 2,281, 2002-03 (30 games) |
| Highest Scoring Avg. | 80.9, 1971-72(26 games) |
| Most Field Goals Made | 900, 1955-56 (25 games) |
| Most Free Throws Made | 558, 2000-01 (29 games) |
| Most Rebounds | 1,124, 1972-73 (25 games) |
| Most Wins | 23, 1953-54 (23-5) |
| Most Defeats | 26, 1983-84 (2-26), 1993-94 (1-26) |
| Fewest Defeats | 1, 1901-02 (13-1) |
| Best Winning % | 92.9%, 1901-02 (13-1) |