

# 2012-2013 ST FRANCIS BROOKLYN GAME NOTES

## ST. FRANCIS BROOKLYN TERRIERS (8-10, 4-3 NEC)

vs.

## CENTRAL CONN. STATE BLUE DEVILS (7-11, 3-4 NEC)

JANUARY 26, 2013  
3:30 PM



### PROBABLE STARTERS

Pos.	PLAYER	MPG	PPG	RPG	APG	QUICK PLAYER NOTES
G	#32 DRE CALLOWAY	19.0	44	3.2	3.3	MADE FIRST START OF SEASON VS. LIU. SEASON-HIGH 8 ASSISTS VS. ST. JOHN'S
G	# 3 BEN MOCKFORD	29.6	10.3	1.8	1.2	SCORED 8 OF HIS 14 POINTS IN O.T. WIN AT BROWN. SEASON-HIGH 19 VS. MOUNT
G	#25 ALEX ISAILOVIC	18.2	2.8	1.6	0.6	3-PT SHOOTER HAS REPLACED THE INJURED DOUGLAS IN STARTING LINE-UP
F	#5 JALEN CANNON	30.9	16.3	9.2	0.6	6TH IN NEC SCORING, 2ND IN REBOUNDING & 3RD IN FG PERCENTAGE. (6) DOUBLE-DOUBLES
F	#30 AKEEM JOHNSON	25.3	9.8	5.1	1.5	SCORED GAME-WINNING LAYUP AT NJIT.

### KEY RESERVES

Pos.	PLAYER	MPG	PPG	RPG	APG	QUICK PLAYER NOTES
G	#1 BRENT JONES	21.2	5.9	2.3	4.3	GAME-WINNING STEAL & LAYUP AT QUINNIPAC. SEASON-HIGH 14 PTS VS. LIU OFF BENCH VS. LIU
PF	#14 TRAVIS NICHOLS	15.9	8.3	4.1	0.4	CAME OFF BENCH TO SCORE 20 PTS IN WIN AT WAGNER.
C	# 33 MATT MILK	6.1	0.6	0.9	0.3	HIT BOTH FIELD GOAL ATTEMPTS AT NORFOLK STATE
F	#23 LOWELL ULMER	5.3	2.2	1.4	0.3	SCORED A CAREER-HIGH 10 POINTS VS. LIU BROOKLYN ON THURSDAY
G	#11 P.J. SANTAVENERE	9.9	2.8	0.8	0.4	IS AVERAGING 7.7 PTS. IN 16.0 MIN. OFF THE BENCH OVER HIS LAST THREE CONTESTS.
G	#44 ANTHONY WHITE	9.3	1.3	1.1	0.7	SEASON-HIGH 5 ASSISTS VS FDU ON SATURDAY. ALSO SEASON-HIGH 4 REBOUNDS AND 29 MINUTES
F	# 34 KEVIN DOUGLAS	21.6	8.2	3.6	0.4	STARTED FIRST 14 CONTESTS. OUT INDEFINITELY WITH HAND INJURY (NON-SHOOTING HAND)

### 2012-2013 ROSTER

No.	NAME	Pos.	Yr.	Ht.	Wt.	HOMETOWN/HIGH SCHOOL
1	BRENT JONES	G	SO	5-10	170	BROOKLYN, NY/BEDFORD ACADEMY
3	BEN MOCKFORD	G	JR	6-2	175	SHOREHAM-BY-THE-SEA, ENGLAND/OAK HILL ACD.(VA)
5	JALEN CANNON	F	SO	6-6	230	ALLEN TOWN, PA/WILLIAM ALLEN
11	P.J. SANTAVENERE	G	SO	6-2	175	MIDDLETOWN, CONNECTICUT/MIDDLETOWN
12	MILOS TRIVIC	F	JR	6-8	210	BELGRADE, SERBIA/SREDNJA TURISTICKA SKOLA
13	MIKE NIERVA	G	SO	5-10	165	STATEN ISLAND, NY/ST. JOSEPH BY THE SEA
14	TRAVIS NICHOLS	F	SR	6-4	190	BROOKLYN, NY/FOOD & FINANCE
23	LOWELL ULMER	F	SO	6-5	210	STATEN ISLAND, NY/McKEE-STATEN ISLAND TECH
25	ALEX ISAILOVIC	G	JR	6-4	185	BELGRADE, SERBIA/PROVINCETOWN
30	AKEEM JOHNSON	F	SR	6-6	200	BROOKLYN, NY/SUSAN S. MCKINNEY
32	DRE CALLOWAY	G	SR	6-0	170	HARLEM, NY/LINCOLN (Co.)
33	MATT MILK	C	JR	6-8	220	WANTAGH, NY/FORT LAUDERDALE (FL.) PINE CREST
34	KEVIN DOUGLAS	F	SO	6-5	210	BRONX, NY/FREDERICK DOUGLASS ACADEMY III
44	ANTHONY WHITE	G	FR	6-2	190	MASTIC, NY/WILLIAM FLOYD

GLENN BRAICA (THIRD YEAR HEAD COACH) - QUEENS COLLEGE '89  
ANDY JOHNSTON (5TH YEAR ASSISTANT COACH) - NEW HAMPSHIRE '87  
DANNY NIGRO (3RD YEAR ASSISTANT COACH) - ST. FRANCIS COLLEGE '95  
CLIVE BENTICK (6TH YEAR ASSISTANT COACH) - CANISIUS COLLEGE '01

#### PRONUNCIATION GUIDE

JALEN CANNON	JAY-LIN
P.J. SANTAVENERE	SANTA-VEN-EAR
MILOS TRIVIC	ME-LOWSH TRI-VICH
LOWELL ULMER	LOW-ELL UL-MER
DRE CALLOWAY	DRAY
ALEX ISAILOVIC	EYE-SO-LOW-VICH



#### ALL-TIME SERIES

THE TERRIERS LEAD THE ALL-TIME SERIES BY A 22-20 MARGIN. SFBK DEFEATED THE BLUE DEVILS, 73-67, IN BROOKLYN HEIGHTS.

WHAT'S IN A NAME? PLEASE REFER TO US AS ST. FRANCIS BROOKLYN. WE NO LONGER WILL BE REFERRED TO AS ST. FRANCIS (N.Y.) (THANK YOU)

#### STATISTICAL COMPARISON

SFBK (8-10, 4-3)	
FG %	422
OPP FG %	448
3-PT FG %	.333
OPP 3-PT %	.333
FT %	.648
REBOUND MARGIN:	-24
APG:	13.3
PPG:	69.3
PTS ALLOW PG:	70.2
PT DIFF:	-0.9
TO PER GAME:	12.9
OPP TO PER GAME:	14.2
SPG:	6.6
BPG:	6.6

#### STATISTICAL COMPARISON

CCSU (7-11, 3-4)	
FG %	427
OPP FG %	458
3-PT FG %	.360
OPP 3-PT %	.385
FT %	.741
REBOUND MARGIN:	-74
APG:	12.2
PPG:	72.8
PTS ALLOW PG:	76.8
PT DIFF:	-4.1
TO PER GAME:	13.1
OPP TO PER GAME:	14.8
SPG:	8.2
BPG:	5.8

# ST FRANCIS BROOKLYN

## WHAT'S IN A NAME?

PLEASE REFER TO US AS ST. FRANCIS BROOKLYN. WE NO LONGER WILL BE REFERRED TO AS ST. FRANCIS (N.Y.). (THANK YOU)

## ABOUT ST. FRANCIS COLLEGE

ST. FRANCIS COLLEGE WAS FOUNDED IN 1859 AS ST. FRANCIS ACADEMY BY A GROUP OF NEWLY ARRIVED FRANCISCAN BROTHERS FROM IRELAND. THE BROTHER'S MISSION WAS TO EDUCATE YOUNG MEN FROM WORKING-CLASS FAMILIES IN THE BROOKLYN DIOCESE. ST. FRANCIS ACADEMY PROVIDED A SOUND EDUCATION WITH A RIGOROUS CURRICULUM AND PERSONAL SUPPORT, ALL FOR A MODEST TUITION, CHARACTERISTICS THAT ENDURE TODAY.

IN 1884, ST. FRANCIS COLLEGE RECEIVED ITS CHARTER FROM NEW YORK STATE ESTABLISHING A LITERARY COLLEGE WHICH COULD AWARD DIPLOMAS, HONORS, AND DEGREES. IN 1926, ST. FRANCIS COLLEGE BUILT A LARGER CAMPUS NEAR ITS ORIGINAL SITE IN COBBLE HILL, WHERE IT REMAINED UNTIL THE 1960s WHEN THE COLLEGE RELOCATED TO ITS CURRENT SITE ON REMSEN STREET IN BROOKLYN HEIGHTS. THE NEW LOCATION AND OPENING THE COLLEGE'S DOORS UP TO WOMEN FOR THE FIRST TIME LED TO AN INFLUX OF STUDENTS FROM ALL FIVE BOROUGHES OF NEW YORK CITY AND BEYOND, DOUBLING THE STUDENT POPULATION.

THE CORNERSTONE OF THE ST. FRANCIS COLLEGE EXPERIENCE IS ACADEMICS. ALL STUDENTS COMPLETE A CORE CURRICULUM THAT OFFERS A FOUNDATION FOR INTELLECTUAL AND PROFESSIONAL GROWTH: ONCE COMPLETED, THEY CHOOSE FROM ONE OF 74 MAJORS, MANY IN THE LIBERAL ARTS AND OTHERS GEARED TO SPECIFIC PROFESSIONS. INCLUDED A FIVE YEAR COMBINED BACHELOR'S/MASTER'S DEGREE IN ACCOUNTING. AN HONORS PROGRAM SERVES STUDENTS OF HIGH ACHIEVEMENT AND A BROAD SCHOLARSHIP PROGRAM SUPPORTS THOSE WHO ARE LIKELY TO PERFORM WELL ACADEMICALLY.

AN NCAA-DIVISION I INSTITUTION, ST. FRANCIS COLLEGE OFFERS STUDENTS THE OPPORTUNITY TO PLAY FOR ANY OF 19 VARSITY MEN'S AND WOMEN'S ATHLETIC TEAMS, INCLUDING ITS MEN'S BASKETBALL TEAM. WHOSE PROGRAM IS AMONG THE OLDEST IN NEW YORK CITY. TEAMS COMPETE IN MANY WELL-KNOWN NEW YORK CITY VENUES SUCH AS THE USTA NATIONAL TENNIS CENTER, HOME OF THE U.S. OPEN, ICAHN STADIUM ON RANDALL'S ISLAND AND AVIATOR SPORTS AT FLOYD BENNETT FIELD.

TODAY, FIRST-GENERATION COLLEGE-GOERS AND STUDENTS OF ALL BACKGROUNDS ARE AMONG ST. FRANCIS COLLEGE'S DIVERSE POPULATION. ITS CATHOLIC-FRANCISCAN HERITAGE, CENTRAL TO LIFE AT THE COLLEGE, ALLOWS FACULTY AND ADMINISTRATORS TO EMBRACE, SUPPORT, AND ENCOURAGE ALL STUDENTS AS THEY PURSUE FULFILLMENT OF THEIR DREAMS.

## MEDIA INFORMATION

**LOCKER ROOM POLICY:** ST. FRANCIS COLLEGE AND VISITING LOCKER ROOMS ARE CLOSED TO THE MEDIA. FOR ANY SPECIAL INTERVIEW REQUESTS, PLEASE CONTACT DAVID GANSELL. AT LEAST TWENTY-FOUR HOURS OF ADVANCED NOTICE IS APPRECIATED. INTERVIEWS WILL BE CONDUCTED AT A DESIGNATED AREA.

## MEDIA SERVICES

ALL MEDIA COVERING THE EVENT WILL RECEIVE A GAME PROGRAM, NOTES, COMPLETE PLAY-BY-PLAY, HALFTIME BOX SCORE AND COMPLETE FINAL STATISTICS.

## HOW TO REACH US:

ATHLETIC COMMUNICATIONS OFFICE:

DAVID GANSELL

PHONE: 718489.5369

FAX: 718.797.2140

EMAIL: DGANSELL@STFRANCISCOLLEGE.EDU

CELL PHONE: (718) 930-4237

WWW.SFCATHLETICS.COM



## QUICK FACTS

LOCATION  
FOUNDED  
PRESIDENT  
ENROLLMENT  
NICKNAME  
COLORS  
AFFILIATION  
CONFERENCE  
HOME COURT (CAPACITY)

SCHOOL WEBSITE  
ATHLETICS WEBSITE  
FACULTY ATHLETIC REPRESENTATIVE

BROOKLYN HEIGHTS, NY  
1859  
BRENDAN J. DUGAN '68  
2,300  
TERRIERS  
RED & BLUE  
NCAA DIVISION I  
NORTHEAST  
POPE PE CENTER (1,200)  
PETER AQUILONE COURT  
WWW.STFRANCISCOLLEGE.EDU  
WWW.SFCATHLETICS.COM  
DR. JENNIFER LANCASTER

## ATHLETICS

DIRECTOR OF ATHLETICS  
ASST. DIRECTOR OF ATHLETICS  
SENIOR WOMAN ADMINISTRATOR  
ASSISTANT DIR. OF ATHLETICS  
DIRECTOR OF COMPLIANCE  
DIRECTOR OF SPORTS INFORMATION  
DIRECTOR OF MARKETING  
ASSISTANT SPORTS INFO DIRECTOR  
DIRECTOR OF ATHLETIC TRAINING  
ASST. DIRECTOR OF ATHLETIC TRAINING  
ASST. DIRECTOR OF ATHLETIC TRAINING  
STRENGTH AND CONDITIONING COACH  
IMPORTANT PHONE NUMBERS  
ATHLETICS DEPARTMENT PHONE  
ATHLETICS FAX  
SPORTS INFORMATION PHONE 1  
SPORTS INFORMATION PHONE 2  
SPORTS INFORMATION EMAIL 1  
SPORTS INFORMATION EMAIL 2  
SPORTS MEDICINE PHONE  
PRESS ROW #

IRMA GARCIA '80  
ANTHONY KURTIN '00  
MEGHAN K. O'BRIEN  
CARL QUIGLEY '75  
JIM HOFFMAN  
DAVID GANSELL  
MEGHAN O'BRIEN  
BRIAN D. MORALES '08  
ANDREW CORNICELLO  
LYNN WILLIS  
ARMANDO RODRIGUEZ  
YUKI MIYAZAWA

(718) 489-5490  
(718) 797-2140  
(718) 489-5369  
(718) 489-5491  
DGANSELL@SFC.EDU  
BMORALES@SFC.EDU  
(718) 489-5216  
(718) 489-5412

## 2012-2013 Schedule

DATE  
Friday, November 9th  
Monday, November 12th  
TUESDAY, NOVEMBER 20TH  
Saturday, November 24th  
Thursday, November 29th  
Wednesday, December 5th  
Saturday, December 8th  
TUESDAY, DECEMBER 11TH  
Saturday, December 15th  
SATURDAY, DECEMBER 22ND  
Sunday, December 30th  
Thursday, January 3rd  
Saturday, January 5th  
THURSDAY, JANUARY 10TH  
Saturday, January 12th  
THURSDAY, JANUARY 17TH  
SATURDAY, JANUARY 19TH  
THURSDAY, JANUARY 24TH  
Saturday, January 26th  
THURSDAY, JANUARY 31ST  
SATURDAY, FEBRUARY 2ND  
Thursday, February 7th  
Saturday, February 10th  
Thursday, February 14th  
Saturday, February 16th  
THURSDAY, FEBRUARY 21ST  
Saturday, February 23rd  
THURSDAY, FEBRUARY 28TH  
SATURDAY, MARCH 2ND  
WEDNESDAY, MARCH 6TH

OPPONENT  
@Lafayette  
@Illinois  
ARMY  
@Brown  
@Norfolk State  
@UAlbany  
@Boston College  
STONY BROOK  
St. John's #  
COLGATE  
@NJIT  
@Quinnipiac \*  
@Sacred Heart \*  
MOUNT ST. MARY'S \*  
@Wagner \*  
MONMOUTH \*  
FDU \*  
LIU BROOKLYN \*  
@Central Conn. St \*  
ROBERT MORRIS \*  
SAINT FRANCIS (PA) \*  
@Bryant \*  
@LIU Brooklyn \* &  
@Fairleigh Dickinson \*  
@Monmouth  
WAGNER \*  
@Mount St. Mary's \*  
QUINNIPAC \*  
SACRED HEART \*  
NEC QUARTERFINALS @HIGHER SEED

TIME  
W, 76-65  
L, 89-64  
L, 67-59  
W, 76-72 (OT)  
L, 85-79  
L, 77-73  
L, 72-64  
L, 77-61  
L, 77-60  
W, 73-61  
W, 89-87  
W, 63-61  
L, 66-65  
W, 70-56  
W, 71-52  
L, 71-67  
W, 70-51  
L, 78-68  
4:00 PM  
7:00 PM  
5:00 PM  
7:00 PM  
12:00 PM  
7:00 PM  
7:00 PM  
7:00 PM  
4:00 PM  
7:00 PM  
4:30 PM  
@HIGHER SEED

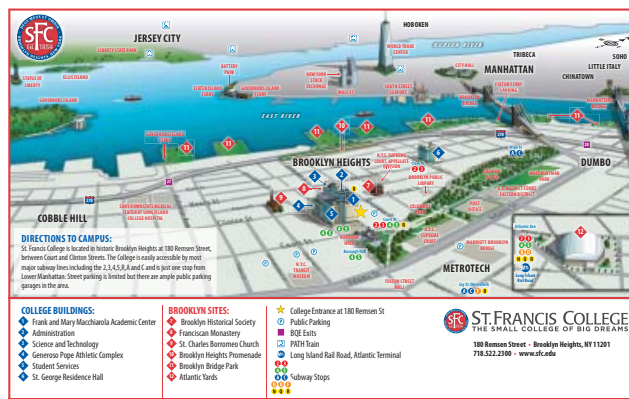
SATURDAY, MARCH 9TH

NEC SEMIFINALS @HIGHER SEED

TUESDAY, MARCH 12TH

NEC CHAMPIONSHIPS@HIGHER SEED

\* denotes Northeast Conference Game & Battle of Brooklyn  
# Game Played at Barclays Center  
^Date and Times subject to change  
Home Games in BOLD



## HEAD COACH GLENN BRAICA

### 2011-2012 NEC COACH OF THE YEAR THIRD SEASON AS HEAD COACH ALMA MATER: QUEENS COLLEGE CAREER RECORD: 38-40

Brooklyn native Glenn Braica was named the 17th head coach in the history of the St. Francis College men's basketball program on May 20, 2010.

"I'm extremely excited to be the new head coach at St. Francis College," Braica said at his press conference. "I would like to thank Irma and the administration for giving me this opportunity. I believe that the experience I have gained in all facets of coaching has prepared me for the challenge of re-establishing St. Francis as one of the best programs in the Northeast Conference. It's my desire to work with people of high integrity who understand the importance of academics and the values of St. Francis College. I will build a program that properly reflects the institution's high expectations of its student-athletes in the classroom, on the court and in the community."

"With Glenn we get a true Brooklynite; someone who has spent his entire career making connections within the New York City basketball community," added AD Garcia. "He's someone who cares about his student-athletes not just when they play for him, but years later. He is their mentor for life."

When St. Francis Director of Athletics Irma Garcia introduced Braica to the campus and media she said, "This is a great day for St. Francis College basketball. Glenn was a solid coach for us when he was here the first time. Now with six years in the Big East under his belt, he's coming back with incredible experience that will give our program a huge lift toward the upper echelon of the Northeast Conference."

In his first season on the sidelines in 2010-2011, Braica led the Terriers to a 15-15 campaign and the No. 5 seed in the Northeast Conference Tournament. It was the program's best record since the 2003-04 season when St. Francis finished 15-13 and won a share of the NEC regular-season title. Under Braica, the Terriers increased their scoring by more than six points per game from the previous season and were one of the best teams in the country in taking care of the basketball, averaging a conference-low 13.3 turnovers per game. The team also led the circuit with 7.80 steals per game.

Last season, St. Francis hosted their first home conference tournament game since 1997 after placing fourth in the league standings. Braica's focus on defense is certainly paying off. Last season his squad was one of the best in the nation at defending the three-point line. The Terriers ranked second in the NEC and 17th in the country in defensive three-point field goal percentage. Braica was rewarded by being named the Jim Phelan NEC Coach of the Year



as well as the NABC Division I District 18 Co-Coach of the Year.

In his first stint at St. Francis, Braica patrolled the Terriers' sidelines for 15 years and was the Associate Head Coach from the 2000-01 season to 2003-04 under Ron Ganulin. During Braica's last seven years at St. Francis, the Terriers posted a 118-83 record, including an 88-42 mark in the NEC and captured two regular season titles. They finished with a .500 or better record in the league seven-straight years, at that time the longest active streak in the conference. They also reached the NEC Semifinals five times and had two championship game appearances in Braica's last five seasons.

Braica helped Ganulin orchestrate the Terriers' offensive system, which ranked first or second in the NEC in each of the last five seasons he was on staff. During his tenure the squad emerged from the league's lower tier and went on to become one of the conference's marquee programs. From 1998-2004, the Terriers had one player named the league's Player of the Year, six first-team All-NEC selections, five second-team All-NEC honorees, two players that led the league in scoring, two NEC Rookies of the Year and a NEC Defensive Player of the Year. Braica recruited and coached several student-athletes that would go on to pro basketball careers during his time with the Terriers.

Following his first span at the college, Braica spent six seasons as an assistant at St. John's under Norm Roberts. When Roberts became head coach at St. John's, Braica, a teammate at Queens College, was his first hire. He is a proven recruiter, scout and strategist, and was instrumental in helping St. John's rebuild its program.

"I truly believe that Glenn has the whole package," said Roberts. "He brings experience, tremendous coaching ability as well as the personality and demeanor to promote and elevate St. Francis College to the top of the Northeast Conference."

Braica was also praised by Roberts for his ability to reach out to the community and Red Storm alumni, bringing former players back into the fold. He was also one of the co-directors of the Norm Roberts basketball camp, helping to increase enrollment from 75 campers in 2004 to 260 kids per session in 2009.

While at St. John's, Braica recruited and helped develop First Team All-Big East guard Dwight Hardy and Sixth Man of the Year Justin Burrell. He also worked with D.J. Kennedy and Cedric Jackson, who both played in the NBA for the Cleveland Cavaliers.

From 2001-03, Braica was the head coach for the Empire State Games New York City men's open team, which won gold medals in 2001 and 2002, as well as a silver medal in 2003. The team included former Terriers Cliff Strong, Sean Dantzler, Damien Herard, Devon Neckles, Karl Sanders, and Tristan Smith as well as current NBA player Royal Ivey. Braica has also coached numerous players that participated in this past year's NBA Summer League, including Dwight Hardy (Miami Heat), Justin Burrell (Golden State Warriors), D.J. Kennedy (Cleveland Cavaliers), and Paris Horne (Charlotte Bobcats).

Braica attended St. Agnes High School and Bishop Ford High School in Brooklyn in the early 1980s and graduated from Queens College in 1989. Braica began his coaching career at New York City Tech as an assistant in 1988. He also served as a teacher at The Reece School and in the New York City Board of Education from 1989-1994.

Braica and his wife, Christine, live in Brooklyn.



## 2012-13 ST. FRANCIS BROOKLYN MEN'S BASKETBALL INSIDER

### 2012-13 NEC Men's Basketball Preseason Coaches Poll

1. LIU Brooklyn (9)
2. Robert Morris (3)
3. Wagner
4. Quinnipiac
5. St. Francis Brooklyn
6. Sacred Heart
7. Monmouth
8. Central Connecticut
9. Mount St. Mary's
10. Bryant
11. Fairleigh Dickinson
12. Saint Francis (PA)

First place votes in parentheses

### WILL THIS BE THE YEAR?

The Terriers are one of just five schools that have never made the NCAA Tournament despite being members of Division I since the modern re-classification of the division in 1948. The others are William & Mary, Army, Northwestern, and the Citadel.

### ROAD WARRIORS

For the second straight season, SFBK was forced to hit the road early and often to open the campaign. The Terriers played six of their first seven games on the road and went started 2-5. Last year, SFBK played their first nine contests on the road, opening with a 3-6 record.

### HOME COOKING

The Terriers are currently on a stretch that has them playing five of their six games at home. So far, SFBK is 1-2. The lone road game is today's tilt with CCSU. The Terriers are 3-4 at home this season.

### BACK-TO-BACK GAME-WINNERS

The Terriers won consecutive thrillers at NJIT (12/30) and Quinnipiac (1/3). Akeem Johnson broke a tie with a driving layup with five seconds left at NJIT and Brent Jones came up with a steal and a layup to give SFBK a victory at Quinnipiac. The Terriers are 3-3 in games decided by five or less points.

### TERRIERS PICKED 5TH IN PRE-SEASON POLL

After finishing fourth overall last season, the NEC coaches picked SFBK to finish in fifth-place. A year ago, the Terriers were predicted to finish 11th.

### GETTING OFF ON THE RIGHT FOOT

The Terriers snapped a four-game losing skid on opening-night as SFBK knocked off Lafayette, 76-65, in Easton, Pennsylvania.



### AKEEM ECLIPSES 400 BOARDS; HAS SHOT AT 1,000 POINTS

Senior forward Akeem Johnson went over the 400 rebound mark against St. John's on December 15 at the Barclays Center. Johnson is eighth among active NEC players in the category with 431 boards. He also has 882 career points. Johnson recorded his first game-winning shot when he scored on a driving layup at NJIT in late December. After a slow shooting start, Johnson has hit 31-of-54 (.574) over his last nine games to raise his season percentage to .489. He's a career .543 shooter.



### DOUGLAS OUT IN- DEFINITELY

Sophomore forward small forward Kevin Douglas started the first 14 games of the season until injuring his non-shooting hand against Mt. St. Mary's (1/10) breaking up a fast-break dunk. The Bronx native, one of the teams top defenders, was averaging 8.2 points and 3.6 rebounds. He has already exceeded his field goal total from his initial season. In addition, Douglas was shooting at a .447 clip and was second on the squad with nine rejections. He was also 18-for-47 (.375)

from behind the arc. Last season, Douglas, averaged just 2.9 points and 2.2 rebounds per game. He poured in a career-high 17 points in the victory at Brown.



### SHOT OUT OF A CANNON

Bruising sophomore power forward Jalen Cannon is quickly emerging as one of the top players in the Northeast Conference. A member of the NEC All-Rookie Team last season, Cannon is averaging nearly a double-double of 16.3 ppg. and 9.2 rpg. Cannon is third in the conference in rebounding and is third in field goal percentage (.580). He's already eclipsed 500 points over his career and has eight "double-doubles" on the season.

### NAMED NEC-Co- PLAYER OF WEEK

Cannon earned his first career NEC Player of the Week Award as he was named the league's Co-Player of the Week (Frankie Dobbs, Bryant) on January 1. He scored a career-high 24 points on 11-of-16 shooting in the victory against Colgate on December 22nd. It was the 4th time this season that he's hit the 20-pt mark. He followed that up with a 23-point, 12 rebound output in the win at NJIT. The Allentown, Pennsylvania native has already recorded 17 "double-doubles" in his young career.



### WELCOME BACK CALLOWAY

Senior point guard Dre Calloway has returned to action after being granted a medical red-shirt due to a shoulder injury last season. Calloway, who was the Terriers starter at the point during his first season in 2010-2011, made his first start of the season on Thursday against LIU-Brooklyn and has averaged 19.0 minutes per contest so far. The Harlem, NY native scored nine points on 4-of-7 shooting in the season-opening win at Lafayette and handed out a season-high eight dimes against St. John's in the Barclays Center. In his first season as a Terrier, Calloway hand-

ed out a team-high 102 assists and had 28 steals. He also averaged 6.5 ppg.

## 2012-13 ST. FRANCIS BROOKLYN MEN'S BASKETBALL INSIDER

### NICHOLS "INSTANT OFFENSE" OFF BENCH

Senior Travis Nichols is averaging just 15.9 minutes per game but his scoring ability is unquestioned. The forward came off the bench to score a team-high 20 points in the victory at Wagner (1/12). Earlier this season at UAlbany (12/5), he scored a season-high 21 points in 27 minutes. The Brooklyn native scored 15 points in the opening half. He finished the game 8-of-12 from the floor and was 3-of-4 from long-distance. Against Colgate, Nichols scored 20 points and grabbed 12 boards in 27 minutes off the bench. He added 15 points in 24 minutes at Quinnipiac. Nichols is averaging 8.4 ppg. The Terriers are 4-1 when Nichols scores 15 points or more.



### MOCKFORD ENJOYES BEST SHOOTING NIGHT IN HOME CAREER VS. MOUNT

Junior guard Ben Mockford has struggled with his shooting on his home court over his first two seasons. But that trend changed against the Mount (1/10) as the native of England connected on 5-of-6 from downtown en route to a season-high 19 points. Mockford was just 28-for-96 (.292) over his first 15 career home contests before the performance.



### TERRERS TURNING IT AROUND DEFENSIVELY

St. Francis Brooklyn struggled in their non-conference schedule on the defensive end of the court, averaging 75.4 points in 11 contests. But the Terriers have been fantastic over their first seven NEC games, yielding a league-low 62.1 ppg. SFBK has totally shut down the three-point shot, allowing a league-low 26-of-104 (.250) from long-range. Last Saturday against FDU, the Knights went an NEC season-worst 0-for-16 from 3-point territory.

### NOT FANS OF THE 60'S

St. Francis Brooklyn is just 1-7 this season when scoring in the 60's. They are 7-2 when they reach 70 or more points.

### LETTING IT GET AWAY

St. Francis Brooklyn is 4-1 when they lead by 11 or more points at the half. The only loss came on Thursday when they blew a 12-point halftime edge against LIU-Brooklyn. The Terriers are just 6-5 when they lead at the break this season.

### MOCKFORD'S HOT-SHOOTING CONTINUES

Mockford has been on a shooting roll of late, splashing 16-of-34 (47 percent) over his last five contests. 16 of his 18 field goals have been from behind the arc over that period. He's 4th in the NEC with 2.61 treys per game.

### OPPORTUNITY KNOCKS FOR ISAILOVIC



With the injury to Douglas, 3-point specialist Aleksandar Isailovic has been giving the nod in the starting line-up in four straight contests. The junior transfer has made 6-of-16 field goal attempts, including 4-for-14 from behind the arc during the stretch. He's just 17-of-65 (.262) overall on the season and 13-for-55 (.236) from 3-point range on the season.

With the injury to Douglas, 3-point specialist Aleksandar Isailovic has been giving the nod in the starting line-up in four straight contests. The junior transfer has made 6-of-16 field goal attempts, including 4-for-14 from behind the arc during the stretch. He's just 17-of-65 (.262) overall on the season and 13-for-55 (.236) from 3-point range on the season.



### ULMER PROVIDING A SPARK OFF BENCH

Sophomore forward Lowell Ulmer has played very limited minutes over his first two seasons at SFBK. However, the Staten Island native has made a huge impact in the Terriers last two victories. Ulmer's hustle was evident as he scored five points, hit his first career trey, had two rebounds, and added a block during a seven minute performance to close out the first-half at Wagner (1/12). He added to those totals against FDU last Saturday, hitting 4-of-5 field goals for eight points, while grabbing a career-best four boards (all on the offensive glass) in 11 minutes. Ulmer was spectacular at times against LIU-Brooklyn on Thursday as he converted a pair of circus shots in front of the live MSG audience. He scored a career-high 10 points on 4-of-6 shooting in just 13 minutes.

Sophomore forward Lowell Ulmer has played very limited minutes over his first two seasons at SFBK. However, the Staten Island native has made a huge impact in the Terriers last two victories. Ulmer's hustle was evident as he scored five points, hit his first career trey, had two rebounds, and added a block during a seven minute performance to close out the first-half at Wagner (1/12). He added to those totals against FDU last Saturday, hitting 4-of-5 field goals for eight points, while grabbing a career-best four boards (all on the offensive glass) in 11 minutes. Ulmer was spectacular at times against LIU-Brooklyn on Thursday as he converted a pair of circus shots in front of the live MSG audience. He scored a career-high 10 points on 4-of-6 shooting in just 13 minutes.





### SFBK MEN'S WATER POLO PLACES THIRD IN NATION

The Terrier Men's Water Polo Team placed third in the nation, after defeating Air Force in the consolation match at the Division I NCAA Final Four Dec 1-2 in Los Angeles, California (USC). It was the team's third time to the Final Four in the past seven years. The Terriers lost to UCLA in the National semifinal.

The Terrier Men's Water Polo Team placed third in the nation, after defeating Air Force in the consolation match at the Division I NCAA Final Four Dec 1-2 in Los Angeles, California (USC). It was the team's third time to the Final Four in the past seven years. The Terriers lost to UCLA in the National semifinal.

# GAME RECAPS

## GAME 1: SFBK 76, LAFAYETTE 65 (EASTON, PA)

		Official Basketball Box Score - Game Totals - Final Statistics																																			
St. Francis (N.Y.) vs Lafayette																																					
11/06/11 7:00 p.m. at Easton, Pa. - Kirby Sports Center																																					
St. Francis (N.Y.) 73 • 0-2																																					
#	Player	Total	3-Pr	Rebounds	FT-FTA	Off	Def	PF	TP	A	To	Bk	Stl	Min																							
		FG-FGA	FG-FGA	FT-FTA	Off	Def	PF	TP	A	To	Bk	Stl	Min																								
02	PERUNIC, Stefan	f	3-8	1-4	3-4	2	4	6	3	10	1	2	0	27																							
14	NICHOLS, Travis	f	5-10	3-6	2-2	4	3	7	5	15	0	1	0	17																							
30	JOHNSON, Akeem	f	2-3	0-0	4-8	3	3	6	4	8	0	1	2	18																							
33	MOCKFORD, Ben	g	5-14	2-8	0-0	0	1	1	12	1	0	1	1	33																							
32	CALLOWAY, Dre	g	2-3	0-0	4-6	1	0	14	1	1	0	2	28																								
01	JONES, Brent	f	1-6	1-4	0-0	0	1	1	3	2	0	0	0	13																							
05	CANNON, Jalen	g	2-7	0-0	1-2	5	4	9	5	0	0	0	0	19																							
11	SANTAVENERE, P.J.	g	0-0	0-0	1-2	0	1	1	1	1	0	0	0	6																							
12	TRIVIC, Milos	g	0-0	0-0	1-2	2	0	2	2	1	0	1	0	4																							
16	NEWTON, Justin	g	0-0	0-0	0-0	0	0	0	0	0	0	0	0	3																							
23	ULMER, Lowell	g	0-0	0-0	0-0	1	1	2	2	0	1	0	1	1																							
33	MLK, Matt	g	2-2	0-0	0-0	0	1	1	0	0	0	0	0	13																							
34	DOUGLAS, Kevin	g	0-4	0-1	0-0	0	0	0	4	0	0	0	0	18																							
Totals		25-67	7-23	16-26	21	19	40	31	73	6	8	2	6	200																							
FG % 1st Half		9-32		28.1%		2nd half		16-35		45.7%		Game:		25-67		37.3%																					
3FG % 1st Half		3-11		27.3%		2nd half		4-12		33.3%		Game:		7-23		30.4%																					
FT % 1st Half		5-10		50.0%		2nd half		11-16		68.8%		Game:		11-16		68.8%		Rebounds																			
																		Defensive																			

Lafayette 79 • 2-1																			
#	Player	Total	3-Pr	Rebounds	FT-FTA	Off	Def	PF	TP	A	To	Bk	Stl	Min					
		FG-FGA	FG-FGA	FT-FTA	Off	Def	PF	TP	A	To	Bk	Stl	Min						
13	Willen, Ryan	f	5-8	0-3	10-12	0	3	3	20	0	3	0	0	25					
26	Trist, Dan	f	1-3	0-0	2-2	1	3	4	1	1	0	0	0	17					
05	Plasiński, Joey	g	3-6	3-4	1-1	1	4	5	2	12	0	0	0	25					
17	Mower, Jim	g	3-8	1-3	6-7	1	4	5	2	13	0	0	0	15					
32	Delaney, Rob	g	4-12	1-4	5-8	2	4	6	4	14	1	3	2	10					
12	Hinicichs, Seth	g	3-5	1-2	2-2	0	1	1	9	1	3	0	0	19					
23	Smith, Les	g	4-4	0-0	0-0	0	0	0	3	0	1	0	0	13					
33	Petkovich, Nick	g	1-4	1-3	4-5	2	3	5	2	7	1	1	0	21					
44	Polham, J.D.	g	0-0	0-0	0-0	1	1	1	0	1	0	0	0	15					
Totals		21-50		7-19		30-37		11		28		39		21		79		13	
FG % 1st Half:		11-26		42.3%		Game:		21-50		42.0%		3FG % 1st Half:		2-9		22.2%		Game:	
FT % 1st Half:		11-15		73.3%		Game:		19-22		86.4%		Rebounds:		19-22		86.4%		Defensive:	

Officials: Mike Chesney, Tim Ebnerole, Gary Duto  
Technical fouls: St. Francis (N.Y.) None, Lafayette None.  
Attendance: 1924

Score by periods	1st	2nd	Total
St. Francis (N.Y.)	35	47	82
Lafayette	35	44	79

nior forward Travis Nichols in the paint and a Mockford triple to end the spurt, to take a 25-16 lead with five minutes remaining in the half. Another Mockford three with a minute to play made it 32-22 in favor of St. Francis, and the Terriers went into the locker room with an eight point lead (32-24). St. Francis pushed its advantage to 15 points at the 15:10 mark of the second half following a Leopards' turnover and transition slam by Cannon, forcing Lafayette to call a time-out. Consecutive baskets by Dan Trist, a deep two and a lay-in, cut the deficit to 49-41 at 11:27, prompting a timeout by Bracia. After the timeout, St. Francis scored 11 of the next 13 points to go up 17, its largest lead of the night. With eight minutes to play and trailing by 17 (65-48), the hosts scored nine straight to cut it to 65-57 following a Seth Hinrichs three, but Nichols ended the run by drilling a straightaway trey with four minutes to play. St. Francis held on by the 11-point margin, running the final total to 76-65. Notes: The Terriers snapped a three-game losing streak against the Leopards and also won for the first time on opening night since November 9, 2007 (Hartford).

## GAME 3: ARMY 67, SFBK 59 (BROOKLYN HEIGHTS, NY)

Official Basketball Box Score - Game Totals - Final Statistics																	
ARMY vs St. Francis Brooklyn																	
11/06/11 7:00 p.m. at Pope Physical Education Center																	
ARMY 67 • 3-1																	
#	Player	Total	3-Pr	Rebounds	FT-FTA	Off	Def	PF	TP	A	To	Bk	Stl	Min			
		FG-FGA	FG-FGA	FT-FTA	Off	Def	PF	TP	A	To	Bk	Stl	Min				
13	Ellis, Ella	f	3-7	3-6	6-8	0	3	4	15	0	3	1	0	22			
32	Plomb, Tanner	f	2-6	1-2	0-0	1	1	2	4	1	0	0	0	15			
42	Springer, Jordan	g	2-7	0-0	1-2	2	3	5	4	5	1	0	0	15			
11	Cox, Dylan	g	2-4	0-0	0-0	0	0	0	0	0	0	0	0	11			
23	Herbeck, Josh	g	1-6	1-5	0-0	0	3	3	0	1	2	0	0	27			
05	Lemo, Maxwell	g	3-4	0-0	2-2	1	1	2	3	8	1	1	0	7			
05	Williams, Mo	g	0-0	0-0	0-0	0	0	0	0	0	0	0	0	3			
40	Gramling, Matt	g	0-2	0-2	0-2	0	2	0	0	1	0	1	0	8			
10	Toth, Kyle	g	1-2	1-2	0-0	0	0	0	4	1	0	0	0	11			
21	Wilson, Kyle	g	6-12	1-3	0-0	0	1	1	12	3	0	3	0	25			
31	Ferguson, Kevin	g	1-2	0-0	0-0	0	2	2	0	1	0	1	0	9			
33	Toomey, Larry	g	2-4	0-1	0-0	3	2	5	4	3	0	0	0	18			
52	Stro, Andrew	g	1-2	0-0	2-2	2	2	2	4	1	2	1	1	17			
Team																	
Totals		24-56		6-20		13-20		12		27		19		67		14 10 200	
FG % 1st Half:		13-29		44.8%		Game:		24-56		42.9%		3FG % 1st Half:		4-11		36.4%	
FT % 1st Half:		6-10		60.0%		Game:		6-20		30.0%		Rebounds:		13-20		65.0%	

St. Francis Brooklyn 59 • 1-2																		
#	Player	Total	3-Pr	Rebounds	FT-FTA	Off	Def	PF	TP	A	To	Bk	Stl	Min				
		FG-FGA	FG-FGA	FT-FTA	Off	Def	PF	TP	A	To	Bk	Stl	Min					
05	CANNON, Jalen	f	9-14	0-0	5-8	5	5	10	1	23	1	0	1	36				
34	DOUGLAS, Kevin	f	6-13	3-7	0-2	1	5	6	4	15	2	1	3	14				
30	JOHNSON, Akeem	f	2-5	0-0	0-0	1	4	5	4	4	0	0	0	18				
01	JONES, Brent	g	2-7	0-2	3-4	1	1	2	4	7	3	3	0	13				
11	SANTAVENERE, P.J.	g	0-2	0-1	0-0	0	0	0	3	2	0	0	0	11				
14	NICHOLS, Travis	g	1-2	1-2	4-4	1	3	4	0	7	2	0	0	15				
23	ULMER, Lowell	g	0-1	0-0	0-0	0	1	0	1	0	1	0	0	8				
25	ISAILOVIC, Aleksandar	g	0-2	0-2	0-0	1	0	1	0	0	0	1	0	8				
32	CALLOWAY, Dre	g	0-4	0-0	1-4	1	0	1	2	1	3	1	0	23				
33	MLK, Matt	g	0-0	0-0	2-2	1	0	1	2	2	0	1	0	9				
40	McIntyre, Anthony	g	0-0	0-0	0-0	0	0	0	0	0	0	0	0	0				
Totals		20-59	4-20	15-24	12	22	38	59	13	18	7	8	20	90				
3FG % 1st Half: 31.25 2nd Half: 9.23 Game: 20.59 93.0%																		
FT % 1st Half: 11.35 2nd Half: 14.29 Game: 45.20 90.0%																		
FT % 1st Half: 5.5 2nd Half: 10.0 Game: 10.0 100.0%																		
Rebounds: 20-59 12-22 38-59 13-18-7 8-20																		

# GAME RECAPS

## GAME 5: NORFOLK STATEN 85, SFBK 79 (NORFOLK, VA.)

Official Basketball Box Score -- Game Totals -- Final Statistics  
St. Francis (N.Y.) vs Norfolk State  
11/29/12 7 p.m. at Norfolk State (Echols Hall)

St. Francis (N.Y.) 79 • 2-3

##	Player	Total	FG	FGA	FT	FTA	Rebounds	PF	TP	A	To	Bk	Stl	Min
01	JONES, Brent	4-6	1-1	0-0	0	2	2	9	6	2	0	0	21	
05	MOCKFORD, Ben	4-10	3-9	0-2	0	0	0	2	13	4	0	0	1	33
06	CANNON, Jalen	8-13	0-1	0-0	2	7	9	3	16	0	1	0	1	33
30	JOHNSON, Akeem	6-8	0-0	3-3	3	3	6	3	15	0	4	2	0	31
34	DOUGLAS, Kevin	3-5	1-3	0-0	1	1	2	4	7	0	1	0	1	23
11	SANTAVENERE, P.J.	1-2	0-1	0-0	0	0	0	0	2	0	1	0	2	5
14	NICHOLS, Travis	0-1	0-1	0-0	0	0	0	0	0	0	0	0	0	2
23	ULMER, Lowell	1-4	0-0	0-0	1	1	2	2	2	0	1	0	1	8
25	ISAILOVIC, Aleksandar	1-3	1-3	0-0	1	1	2	0	3	0	0	0	1	11
32	CALLOWAY, Dre	2-4	0-1	0-2	0	2	2	4	2	0	0	0	0	19
33	MILK, Matt	2-2	0-0	0-1	1	0	1	1	4	0	0	1	0	5
44	WHITE, Anthony	2-6	0-2	0-0	1	1	2	1	4	0	1	0	0	9
	Team				0	1	1		2					
	Totals	34-64	6-22	5-8	10	19	29	18	79	12	4	5	200	

FG % 1st Half: 16-32 50.0% 2nd half: 18-32 56.3% Game: 34-64 53.3%  
3FG % 1st Half: 1-11 9.1% 2nd half: 5-11 45.5% Game: 6-22 27.3%  
FT % 1st Half: 4-7 57.1% 2nd half: 1-1 100.0 Game: 5-8 62.5%

Norfolk State 85 • 3-5

##	Player	Total	FG	FGA	FT	FTA	Rebounds	PF	TP	A	To	Bk	Stl	Min
01	JOHNSON, Rob	4-7	2-3	9-8	0	6	4	0	18	3	0	0	1	32
03	FUENTES, Jamel	8-14	0-0	2-6	3	3	6	0	18	10	2	0	3	36
22	BROWN, Kris	5-11	1-4	1-2	1	2	3	12	1	2	0	0	2	30
23	GOODE, Brandon	6-9	0-0	1-3	5	0	5	3	13	0	1	0	0	24
25	HAWKINS, Malcolm	2-8	0-4	6-7	0	1	1	1	10	1	2	0	1	38
06	LILA-ST. ROSE, Klevyn	0-1	0-0	0-0	0	1	1	0	0	0	0	0	0	10
24	ESTIME, Zevik	3-4	2-3	0-0	0	1	3	8	0	0	0	0	0	10
35	GASTON, Rashid	2-3	0-0	0-0	1	4	5	1	4	0	0	0	1	17
45	ROGERS, A.J.	1-2	0-0	0-0	2	3	5	1	2	0	1	0	1	7
	Team				0	2	3	5						
	Totals	31-59	5-14	18-26	13	21	34	12	85	15	8	2	5	200

FG % 1st Half: 13-33 39.4% 2nd half: 18-26 69.2% Game: 31-59 52.9%  
3FG % 1st Half: 1-7 14.3% 2nd half: 5-11 45.5% Game: 6-22 27.3%  
FT % 1st Half: 9-13 69.2% 2nd half: 9-13 69.2% Game: 18-26 69.2%

Officials: Forrest Sigler, Garrick Shannon, Raymond Payne  
Technical fouls: St. Francis (N.Y.): None, Norfolk State: None.  
Attendance: 3376  
NSU was assessed a technical foul during pre-game for dunking during warmups

Score by periods: 1st 2nd Total  
St. Francis (N.Y.) 42 37 79  
Norfolk State 36 49 85

Last FG - SFBK 2nd-00:23, NSU 2nd-01:15.  
Largest lead - SFBK by 11 2nd-12:41, NSU by 8 2nd-02:52.

Score tied - 8 times.  
Lead changed - 17 times.

Norfolk State scored 11 of the next 13 points to grab a commanding 78-70 lead with just 2:52 on the clock.

St. Francis led 54-45 on Cannon's layup 5:45 into the second half, but Norfolk State closed to 66-63 on Johnson's 3-pointer with 8:15 remaining.

The Spartans took a 67-66 lead on Johnson's two free throws. They pushed it to 73-70 on Fuentes' layup at 4:29 and 78-70 on Malcolm Hawkins's three-point play at 2:52. Brent Jones' 3-pointer pulled the Terriers to 83-79 with 23 seconds left, but they came no closer.

Brandon Goode had 13 points, Kris Brown 12 and Malcolm Hawkins 10 for Norfolk State in its home opener.

## GAME 7: BOSTON COLLEGE 72, SFBK 64 (CHESTNUT HILL, MA)

Official Basketball Box Score -- Game Totals -- Final Statistics  
St. Francis (NY) vs Boston College  
12/12/12 7 p.m. at Silvio O. Conte Forum, Chestnut Hill, MA

St. Francis (NY) 64 • 2-5

##	Player	Total	FG	FGA	FT	FTA	Rebounds	PF	TP	A	To	Bk	Stl	Min
05	CANNON, Jalen	8-13	0-0	7-8	5	8	13	3	23	2	2	0	2	31
34	DOUGLAS, Kevin	5-11	3-7	0-0	0	2	4	13	0	3	0	0	0	29
30	JOHNSON, Akeem	4-9	0-0	1-2	3	5	8	2	9	2	1	0	3	32
01	JONES, Brent	9	1-6	0-1	0	0	2	2	6	6	0	1	0	20
05	MOCKFORD, Ben	9	3-10	2-9	0-0	0	0	0	8	1	0	0	0	34
11	SANTAVENERE, P.J.	1-2	1-2	0-0	0	0	0	1	3	0	1	0	1	13
14	NICHOLS, Travis	0-1	0-1	0-0	0	3	3	0	0	1	0	1	0	15
25	ISAILOVIC, Aleksandar	0-1	0-1	0-0	0	1	1	0	0	0	0	0	0	4
33	MILK, Matt	0-1	0-0	0-0	0	0	0	0	0	0	0	0	0	2
44	WHITE, Anthony	3-5	0-0	0-1	1	3	4	1	6	1	4	2	1	20
	Team				1	2	3							
	Totals	25-59	6-21	8-11	10	26	34	16	64	12	18	2	8	200

FG % 1st Half: 11-27 40.7% 2nd half: 14-32 43.8% Game: 25-59 42.4%  
3FG % 1st Half: 3-11 27.3% 2nd half: 3-10 30.0% Game: 6-21 28.6%  
FT % 1st Half: 4-5 80.0% 2nd half: 4-4 100.0 Game: 8-9 88.9%

Boston College 72 • 4-5

##	Player	Total	FG	FGA	FT	FTA	Rebounds	PF	TP	A	To	Bk	Stl	Min
12	Anderson, Ryan	3-4	0-0	0-0	0	3	3	0	6	2	0	0	2	19
15	Van Nest, Andrew	3-7	0-0	0-0	3	5	8	2	6	3	2	2	1	30
01	Hanlan, Oliver	4-9	2-3	3-4	0	2	0	13	2	3	1	0	1	26
28	Rahon, Joe	9	3-11	3-2	5-5	4	1	12	5	0	0	0	0	34
33	Heckmann, Patrick	4	1-2	0-8	4-4	0	4	0	18	5	5	1	1	35
04	Odio, Eddie	2-3	0-1	0-1	1	4	5	4	0	1	0	1	1	23
05	Cassili, KC	0-0	0-0	0-0	0	0	2	0	0	0	0	0	0	4
20	Jackson, Lonnie	4-8	3-7	2-2	1	1	2	13	1	1	0	1	0	25
31	Rubin, Danny	0-0	0-0	0-0	0	1	1	0	0	0	0	0	0	3
	Team				0	1	2	3						
	Totals	25-56	8-14	16	6	26	32	11	72	17	13	5	11	200

FG % 1st Half: 13-30 43.3% 2nd half: 12-26 46.2% Game: 25-56 44.6%  
3FG % 1st Half: 3-10 30.0% 2nd half: 5-13 38.5% Game: 8-23 34.8%  
FT % 1st Half: 4-4 100.0 2nd half: 10-12 83.3% Game: 14-16 87.5%

Officials: Louie Androsko, Tony Denkins, Bob Tosta  
Technical fouls: St. Francis (NY): None, Boston College: None.  
Attendance: 2265

Score by periods: 1st 2nd Total  
St. Francis (NY) 35 29 64  
Boston College 33 39 72

Last FG - SFBK 2nd-00:33, BC 2nd-03:30.  
Largest lead - SFBK by 9 2nd-18:15, BC by 11-09:34.

Score tied - 4 times.  
Lead changed - 3 times.

closed within 44-39 with 17:04 left after a free throw by Oliver Hanlan, but junior guard Ben Mockford drained a triple and senior center Akeem Johnson hit one of two from the line to expand the lead to 48-39 at the 15:35 mark. But the game turned quickly as the Eagles rattled off 11 straight points over the next 3:21 to surge ahead, 50-48, with 12:56 remaining. Douglas momentarily tied the game with a layup at the 12:24 mark but Boston College scored the next six points to grab a 56-50 edge with 9:14 remaining. Cannon answered with a jumper but Joe Rahon then drilled a trifecta to make it 59-52 with 8:54 left. The Terriers did not go away as Cannon converted two free throws and a short jumper to trim the deficit to 59-56 at the 7:35 mark. White (21 minutes), who filled in admirably for the injured Dre Calloway (foot) as the back-up point, brought the visitors to within a point, 59-58, with a nifty run with 5:42 remaining. But that was close as St. Francis would get down the stretch as the Eagles went on a 7-0 run to widen their lead to 66-58 with 3:01 remaining. Mockford delivered a long-range bomb with 33 seconds left to bring the Terriers within 68-64, but the hosts hit all four of their free throw attempts to thwart any hope of a miracle comeback. St. Francis Brooklyn shot 42.4 percent overall (25-of-59) but struggled from long-range at 28.6 percent (6-for-21). The Terriers outrebounced the taller Eagles by a 36-32 margin. The Eagles turned 18 turnovers into 25 points and went 14 for 16 from the line, capitalizing whenever St. Francis gave them a chance to get back into the game.

Norfolk, Va. - -The St. Francis Brooklyn Terriers fell to 2-3 on the season after dropping an 85-79 decision against the Norfolk State Spartans (3-5) on Thursday evening.

Jalen Cannon paced the Terriers with 16 points and nine boards and Akeem Johnson added 15 points and six caroms. Ben Mockford was also in double-figures with 13 points.

The Terriers built a 61-50 advantage with 12:41 left after a 3-pointer by Ben Mockford. However, the defending MEAC champions went on a 17-5 run to move ahead, 67-66, with 6:24 left.

Brent Jones provided the Terriers with their final lead of the contest after he converted a layup to make it 68-67 with 6:02 remaining.

St. Francis trailed just 25-22 after senior guard Dre Calloway came up with a steal and a layup with 4:37 left before the break. The basket capped a 22-7 run that featured 13 points by the sizzling Nichols. The hosts settled for a 35-26 halftime edge as they outscored the Terriers by a 10-4 margin to close out the stanza. St. Francis opened the second-half on a 13-3 spurt to take their only lead of the game, 39-38, after a driving layup by sophomore forward Kevin Douglas with 16:29 remaining. Senior center Akeem Johnson scored six points during the stretch. The lead only lasted a few seconds as Jacon Iati drilled a trifecta nine seconds later for the Great Danes. Douglas tied the game for the only time in the contest with a layup with 16:12 left on the next possession. UAlbany scored the next four points and would extend their lead to as many as 11 points, 63-52, with 8:32 on the clock. Once again, the Terriers refused to go down without a fight and even had a chance to tie the game in the closing seconds. Mockford hit consecutive treys sandwiched by a 3-pointer by UAlbany's Mike Black (21 points) to bring the visitors within 66-60 with 3:50 left. Cannon then scored four straight points for the Terriers to trim the deficit to 66-64 with 1:57 to play. But Iati (17 second-half points) connected on another clutch 3-ball to give the hosts a 69-64 edge at the 1:27 mark. Nichols then converted a pair from the line to make it 69-66 before the Great Danes made one of two from the stripe to extend to 70-66 with 38 ticks left. Mockford splashed another triple to bring the visitors within a point, 70-69, with 33 seconds remaining. After the Great Danes hit two free-throws to move ahead, 72-69, Mockford was called upon to even the score but his long 3-point attempt hit the back of the iron with 23 seconds left. UAlbany hit 3-of-4 free-throws to give themselves some breathing room at 75-70 with 11 seconds to play. P.J. Santavener hit a left-corner try with four seconds remaining to whittle the deficit to 75-73, but Iati hit two from the line for the game's final points. The Terriers finished at 43.8 percent overall from the field (28-of-64) despite the rough start. They were 11-of-28 (39.3 percent) from long-distance. Albany shot an impressive 53.5 percent overall (23-for-43) and were a red-hot 11-of-17 (64.7 percent) from behind the arc.

St. Francis trailed just 25-22 after senior guard Dre Calloway came up with a steal and a layup with 4:37 left before the break. The basket capped a 22-7 run that featured 13 points by the sizzling Nichols. The hosts settled for a 35-26 halftime edge as they outscored the Terriers by a 10-4 margin to close out the stanza. St. Francis opened the second-half on a 13-3 spurt to take their only lead of the game, 39-38, after a driving layup by sophomore forward Kevin Douglas with 16:29 remaining. Senior center Akeem Johnson scored six points during the stretch. The lead only lasted a few seconds as Jacon Iati drilled a trifecta nine seconds later for the Great Danes. Douglas tied the game for the only time in the contest with a layup with 16:12 left on the next possession. UAlbany scored the next four points and would extend their lead to as many as 11 points, 63-52, with 8:32 on the clock. Once again, the Terriers refused to go down without a fight and even had a chance to tie the game in the closing seconds. Mockford hit consecutive treys sandwiched by a 3-pointer by UAlbany's Mike Black (21 points) to bring the visitors within 66-60 with 3:50 left. Cannon then scored four straight points for the Terriers to trim the deficit to 66-64 with 1:57 to play. But Iati (17 second-half points) connected on another clutch 3-ball to give the hosts a 69-64 edge at the 1:27 mark. Nichols then converted a pair from the line to make it 69-66 before the Great Danes made one of two from the stripe to extend to 70-66 with 38 ticks left. Mockford splashed another triple to bring the visitors within a point, 70-69, with 33 seconds remaining. After the Great Danes hit two free-throws to move ahead, 72-69, Mockford was called upon to even the score but his long 3-point attempt hit the back of the iron with 23 seconds left. UAlbany hit 3-of-4 free-throws to give themselves some breathing room at 75-70 with 11 seconds to play. P.J. Santavener hit a left-corner try with four seconds remaining to whittle the deficit to 75-73, but Iati hit two from the line for the game's final points. The Terriers finished at 43.8 percent overall from the field (28-of-64) despite the rough start. They were 11-of-28 (39.3 percent) from long-distance. Albany shot an impressive 53.5 percent overall (23-for-43) and were a red-hot 11-of-17 (64.7 percent) from behind the arc.

St. Francis trailed just 25-22 after senior guard Dre Calloway came up with a steal and a layup with 4:37 left before the break. The basket capped a 22-7 run that featured 13 points by the sizzling Nichols. The hosts settled for a 35-26 halftime edge as they outscored the Terriers by a 10-4 margin to close out the stanza. St. Francis opened the second-half on a 13-3 spurt to take their only lead of the game, 39-38, after a driving layup by sophomore forward Kevin Douglas with 16:29 remaining. Senior center Akeem Johnson scored six points during the stretch. The lead only lasted a few seconds as Jacon Iati drilled a trifecta nine seconds later for the Great Danes. Douglas tied the game for the only time in the contest with a layup with 16:12 left on the next possession. UAlbany scored the next four points and would extend their lead to as many as 11 points, 63-52, with 8:32 on the clock. Once again, the Terriers refused to go down without a fight and even had a chance to tie the game in the closing seconds. Mockford hit consecutive treys sandwiched by a 3-pointer by UAlbany's Mike Black (21 points) to bring the visitors within 66-60 with 3:50 left. Cannon then scored four straight points for the Terriers to trim the deficit to 66-64 with 1:57 to play. But Iati (17 second-half points) connected on another clutch 3-ball to give the hosts a 69-64 edge at the 1:27 mark. Nichols then converted a pair from the line to make it 69-66 before the Great Danes made one of two from the stripe to extend to 70-66 with 38 ticks left. Mockford splashed another triple to bring the visitors within a point, 70-69, with 33 seconds remaining. After the Great Danes hit two free-throws to move ahead, 72-69, Mockford was called upon to even the score but his long 3-point attempt hit the back of the iron with 23 seconds left. UAlbany hit 3-of-4 free-throws to give themselves some breathing room at 75-70 with 11 seconds to play. P.J. Santavener hit a left-corner try with four seconds remaining to whittle the deficit to 75-73, but Iati hit two from the line for the game's final points. The Terriers finished at 43.8 percent overall from the field (28-of-64) despite the rough start. They were 11-of-28 (39.3 percent) from long-distance. Albany shot an impressive 53.5 percent overall (23-for-43) and were a red-hot 11-of-17 (64.7 percent) from behind the arc.

St. Francis trailed just 25-22 after senior guard Dre Calloway came up with a steal and a layup with 4:37 left before the break. The basket capped a 22-7 run that featured 13 points by the sizzling Nichols. The hosts settled for a 35-26 halftime edge as they outscored the Terriers by a 10-4 margin to close out the stanza. St. Francis opened the second-half on a 13-3 spurt to take their only lead of the game, 39-38, after a driving layup by sophomore forward Kevin Douglas with 16:29 remaining. Senior center Akeem Johnson scored six points during the stretch. The lead only lasted a few seconds as Jacon Iati drilled a trifecta nine seconds later for the Great Danes. Douglas tied the game for the only time in the contest with a layup with 16:12 left on the next possession. UAlbany scored the next four points and would extend their lead to as many as 11 points, 63-52, with 8:32 on the clock. Once again, the Terriers refused to go down without a fight and even had a chance to tie the game in the closing seconds. Mockford hit consecutive treys sandwiched by a 3-pointer by UAlbany's Mike Black (21 points) to bring the visitors within 66-60 with 3:50 left. Cannon then scored four straight points for the Terriers to trim the deficit to 66-64 with 1:57 to play. But Iati (17 second-half points) connected on another clutch 3-ball to give the hosts a 69-64 edge at the 1:27 mark. Nichols then converted a pair from the line to make it 69-66 before the Great Danes made one of two from the stripe to extend to 70-66 with 38 ticks left. Mockford splashed another triple to bring the visitors within a point, 70-69, with 33 seconds remaining. After the Great Danes hit two free-throws to move ahead, 72-69, Mockford was called upon to even the score but his long 3-point attempt hit the back of the iron with 23 seconds left. UAlbany hit 3-of-4 free-throws to give themselves some breathing room at 75-70 with 11 seconds to play. P.J. Santavener hit a left-corner try with four seconds remaining to whittle the deficit to 75-73, but Iati hit two from the line for the game's final points. The Terriers finished at 43.8 percent overall from the field (28-of-64) despite the rough start. They were 11-of-28 (39.3 percent) from long-distance. Albany shot an impressive 53.5 percent overall (23-for-43) and were a red-hot 11-of-17 (64.7 percent) from behind the arc.

St. Francis trailed just 25-22 after senior guard Dre Calloway came up with a steal and a layup with 4:37 left before the break. The basket capped a 22-7 run that featured 13 points by the sizzling Nichols. The hosts settled for a 35-26 halftime edge as they outscored the Terriers by a 10-4 margin to close out the stanza. St. Francis opened the second-half on a 13-3 spurt to take their only lead of the game, 39-38, after a driving layup by sophomore forward Kevin Douglas with 16:29 remaining. Senior center Akeem Johnson scored six points during the stretch. The lead only lasted a few seconds as Jacon Iati drilled a trifecta nine seconds later for the Great Danes. Douglas tied the game for the only time in the contest with a layup with 16:12 left on the next possession. UAlbany scored the next four points and would extend their lead to as many as 11 points, 63-52, with 8:32 on the clock. Once again, the Terriers refused to go down without a fight and even had a chance to tie the game in the closing seconds. Mockford hit consecutive treys sandwiched by a 3-pointer by UAlbany's Mike Black (21 points) to bring the visitors within 66-60 with 3:50 left. Cannon then scored four straight points for the Terriers to trim the deficit to 66-64 with 1:57 to play. But Iati (17 second-half points) connected on another clutch 3-ball to give the hosts a 69-64 edge at the 1:27 mark. Nichols then converted a pair from the line to make it 69-66 before the Great Danes made one of two from the stripe to extend to 70-66 with 38 ticks left. Mockford splashed another triple to bring the visitors within a point, 70-69, with 33 seconds remaining. After the Great Danes hit two free-throws to move ahead, 72-69, Mockford was called upon to even the score but his long 3-point attempt hit the back of the iron with 23 seconds left. UAlbany hit 3-of-4 free-throws to give themselves some breathing room at 75-70 with 11 seconds to play. P.J. Santavener hit a left-corner try with four seconds remaining to whittle the deficit to 75-73, but Iati hit two from the line for the game's final points. The Terriers finished at 43.8 percent overall from the field (28-of-64) despite the rough start. They were 11-of-28 (39.3 percent) from long-distance. Albany shot an impressive 53.5 percent overall (23-for-43) and were a red-hot 11-of-17 (64.7 percent) from behind the arc.

St. Francis trailed just 25-22 after senior guard Dre Calloway came up with a steal and a layup with 4:

## GAME 9: ST. JOHN'S 77, SFBK 60 (BARCLAYS CENTER)

Official Basketball Box Score -- Game Totals -- Final Statistics

St. Francis vs. St. John's  
12/15/12 5:00 p.m. at Brooklyn, N.Y. (Barclays Center)

St. Francis 60 • 2-7

#	Player	Total	3-Pr	FG-FGA	FG-FGA	FT-FTA	FT-FTA	Rebounds	PF	TP	A	T	Bk	Stl	Min
09	CANNON, Jalen	1	0-0	0-0	2-4	0	0	5	11	4	14	0	0	0	31
34	DOUGLAS, Kevin	1	4-12	2-5	0-0	0	0	6	6	4	1	3	1	0	21
30	JOHNSON, Akeem	1	4-13	0-0	5-7	6	5	11	1	13	2	1	1	0	32
01	JONES, Brent	1	2-4	1-1	3-4	2	3	1	3	8	0	3	0	0	17
03	MOCKFORD, Ben	1	3-10	3-7	0-1	0	0	3	2	9	1	1	0	0	28
11	SANTAVENERE, P.J.	1	0-4	0-3	0-0	1	0	1	0	0	0	0	0	0	8
12	TRIVIC, Milos	0	0-0	0-0	0-0	0	0	0	0	0	0	0	0	0	1
14	NICHOLS, Travis	1	1-6	1-6	0-0	0	0	2	2	3	0	0	0	0	13
15	NIERVA, Mike	0	0-0	0-0	0-0	0	0	0	0	0	0	0	0	0	1
28	ULMER, Lowell	0	0-0	0-0	0-0	0	0	0	0	0	0	0	0	0	2
25	ISAILOVIC, Aleksandar	0	0-3	0-2	0-0	0	1	1	1	0	0	0	0	0	17
32	CALLOWAY, Dre	1	1-5	0-0	1-3	1	2	1	3	1	8	4	0	0	24
33	MILK, Matt	0	0-0	0-0	0-0	0	0	0	0	0	0	0	0	0	2
44	WHITE, Anthony	0	0-0	0-0	0-0	0	0	0	0	0	0	0	0	0	3
Team															
Totals		21-67	7-24	11-19	19	27	46	18	60	12	13	2	2	20	200

FG % 1st Half: 13.3% 35.1% 2nd Half: 8.3% 26.7% Game: 21-67 31.3%  
3FG % 1st Half: 5.7% 37.1% 2nd Half: 5.6% 25.0% Game: 7-24 29.2%  
FT % 1st Half: 4.5% 80.0% 2nd Half: 7.1% 50.0% Game: 11-19 57.9%

St. John's 77 • 8-3

#	Player	Total	3-Pr	FG-FGA	FG-FGA	FT-FTA	FT-FTA	Rebounds	PF	TP	A	T	Bk	Stl	Min
14	SAMPOSON, Jakarr	1	9-20	0-0	3-4	2	2	12	2	21	2	1	0	2	32
24	GARRETT, Amir	1	0-4	0-0	1-3	3	2	5	2	1	0	1	0	1	20
12	OBEPKA, Chris	0	2-9	0-0	0	3	4	7	4	5	2	9	0	0	29
01	GREENE IV, Phil	1	3-6	0-2	0-0	0	0	0	1	6	1	1	0	1	31
04	HARRISON, D'Angelo	1	9-17	4-8	3-5	2	4	6	3	25	3	0	3	0	35
06	BOURGGAULT, Marco	2	5-5	2-4	0-0	3	0	3	0	6	1	0	0	0	15
04	JONES, Christian	1	1-3	0-0	0	0	0	4	2	0	0	0	0	0	8
15	POINTER, Sir'Dominic	1	0-0	0-0	4-4	1	6	7	12	5	0	0	0	0	24
24	BALAMOU, Felix	0	0-0	0-0	0	0	1	1	0	0	0	0	0	0	6
Team															
Totals		30-69	6-14	11-19	16	32	48	19	77	19	7	8	9	9	200

FG % 1st Half: 19.4% 45.2% 2nd Half: 11.2% 40.7% Game: 30-69 43.5%  
3FG % 1st Half: 4.7% 37.1% 2nd Half: 8.1% 72.7% Game: 6-14 42.9%  
FT % 1st Half: 3.5% 60.0% 2nd Half: 8.1% 72.7% Game: 11-16 68.8%

Officials: Jim Burr, Jeff Clark, Tony Chizua

Technical fouls: St. Francis-None; St. John's-None.

Attendance: BROOKLYN HOOKS Winter Festival Game Two

Score by periods	1st	2nd	Total
St. Francis	25	35	60
St. John's	45	32	77

Last FG: SFBK 2nd-00:16, STJ 2nd-01:08.  
Largest lead: SFBK by 7 1st-14:03, STJ by 19 2nd-01:08.

lead for good, 21-19, at the 10:45 mark. D'Angelo Harrison (25 points) scored eight points, including a pair of long-range bombs during the stretch. After falling behind by seven points, Cannon converted a jumper to bring the Terriers within 29-26 with 7:04 remaining. But the Red Storm ran off nine straight points to expand their lead to 38-26 with 4:26 left. St. John's settled for a 45-35 halftime edge. St. Francis Brooklyn opened the final half on a 6-1 run to close to within 46-41 with 17:41 remaining but the Red Storm went on a 10-0 run to widen their lead to 56-41 with 12:42 left. The Terriers were able to get within single-digits, 56-47, after a jumper by Johnson capped a 6-0 spurt, but the Red Storm answered back with a 10-2 run to extend their lead to 66-49 with 8:12 on the clock. The Terriers never made another push for the remainder of the contest. St. Francis Brooklyn struggled from the field, shooting just 31.3 percent overall (21-of-67) and 29.2 percent (7-for-24) from behind the arc.

## GAME 11: SFBK 89, NJIT 87 (NEWARK, NJ)

Official Basketball Box Score -- Game Totals -- Final Statistics

St. Francis Brooklyn vs NJIT  
12/30/12 4pm at Newark, NJ • Fleisher Athletic Center

St. Francis Brooklyn 89 • 4-7

		Total	3-Pr	Rebounds											
#	Player	FG-FGA	FT-FTA	FG-FGA	FT-FTA	Off Tot	Def Tot	TP	PF	A	T	Bk	Stl	Min	
09	CANNON, Jalen	1	6-12	1-1	10-12	4	8	12	2	23	0	5	2	31	
30	JOHNSON, Akeem	1	3-10	0-0	0-0	0	0	1	2	2	2	2	0	23	
34	DOUGLAS, Kevin	1	4-12	0-1	0-0	2	4	6	4	6	1	1	0	23	
01	JONES, Brent	1	3-8	0-1	3-7	1	2	3	4	9	5	3	2	22	
03	MOCKFORD, Ben	1	5-13	2-2	0-0	0	0	1	5	1	2	0	0	25	
11	SANTAVENERE, P.J.	1	3-5	1-1	3-2	0	1	2	9	1	0	0	0	17	
14	NICHOLS, Travis	1	1-4	1-3	2-2	3	3	6	5	5	0	1	1	12	
25	ISAILOVIC, Aleksandar	1	2-5	0-0	0-0	0	0	4	14	5	2	0	0	18	
32	CALLOWAY, Dre	1	2-5	0-0	5-8	0	0	5	9	5	1	0	0	18	
33	MILK, Matt	0	0-0	0-0	0-0	0	2	2	1	0	1	0	0	10	
Team															
Totals		29-62	7-21	24-33	15	40	26	89	16	15	8	5	20	200	

FG % 1st Half: 15.2% 53.6% 2nd Half: 14.3% 41.2% Game: 29-62 46.8%  
3FG % 1st Half: 4.1% 36.4% 2nd Half: 3.1% 30.0% Game: 7-21 33.3%  
FT % 1st Half: 4.5% 80.0% 2nd Half: 20.8% 71.4% Game: 24-33 72.7%

NJIT 87 • 6-7

#	Player	f	Total		3-Pr		Rebounds								PF	A	T	Bk	Stl	Min
			FG	FGA	FG	FGA	FT	FTA	Off	Def	3P	TP	AP	BL						
10	Daquan Holiday	1	2	-2	0-0	3-5	1	2	3	3	7	1	1	1	0	0	25			
50	Sean McCarthy	1	4	-5	0-0	0-1	2	1	3	2	8	1	1	0	1	0	17			
01	Chris Flores	1	6	-18	1-4	3-7	0	5	5	16	2	6	2	1	0	0	33			
02	PI Miller	1	4	-12	0-2	6-8	0	0	4	14	5	2	0	0	0	0	27			
14	Ryan Woods	1	5	-12	2-6	7-8	2	1	3	1	19	1	0	1	0	0	37			
03	Ky Howard	1	4	-9	0-0	1-3	5	3	8	2	9	2	4	0	0	0	23			
22	Odessa Newke	1	2	-4	0-0	2-2	3	3	6	0	2	0	0	0	0	0	20			
23	Nigel Sydnor	1	3	-5	1-2	1-1	1	2	3	5	8	1	0	0	0	0	21			
	Team	1	2	-2																
Totals			30-67	4-14	23-35	17	22	39	87	13	14	4	6	20	20	0				

FG % 1st Half: 9.2% 36.4% 2nd Half: 21.4% 50.0% Game: 30-67 44.8%  
3FG % 1st Half: 4.1% 36.4% 2nd Half: 2.8% 25.0% Game: 4-14 28.6%  
FT % 1st Half: 6.1% 54.0% 2nd Half: 17.2% 70.8% Game: 23-35 65.7%

Officials: Guy Pagano, Donnie Eppley, Bob Barker

Technical fouls: St. Francis Brooklyn-JONES, Brent; JOHNSON, Akeem.

NJIT-Ryan Woods.

Attendance: 605

Score by periods	1st	2nd	Total
St. Francis Brooklyn	58	31	89
NJIT	22	65	87

Last FG: SFBK 2nd-00:05, NJIT 2nd-00:24.

Largest lead: SFBK by 23 2nd-09:22, NJIT by 4 1st-17:45.

Holiday. But the Terriers responded with an 11-4 run to widen their lead to 63-43 after a driving layup by sophomore guard P.J. Santavenera with 12:50 on the clock. A pair of free-throws by Cannon with 9:22 remaining provided St. Francis Brooklyn with their largest lead of the contest, 76-53, with 9:22 remaining. St. Francis still held a 23-point lead, 82-59, with 7:32 left after two more Cannon foul shots, but NJIT went on a shocking run down the stretch to eventually even the game. The Highlanders rattled off an astonishing 19 straight points to close within 82-78 with 2:45 remaining. Highlanders' leading scorer Chris Flores (16 points) scored nine points during the run before fouling out with 2:16 left. Terriers senior point guard Dre Calloway (5 assists, 4 steals) stopped the hemorrhaging by making one of two from the stripe but Ky Howard answered with a layup to make it 83-80 at the 2:01 mark. Fortunately for the Terriers, Ryan Woods was hit with a technical foul, and Mockford converted two big foul shots to give his team an 85-80 lead with 1:25 to play. But Miller hit a pair from the charity-stripe and then converted a layup after Brent Jones hit one of two from the line, making the score 86-84 with 36 seconds left. Cannon made one of two from the line with 35 seconds left, but Miller came back with a conventional 3-point play to knot the score with 26 seconds remaining. Even after Johnson's game-winning play, NJIT had an opportunity to capture the contest. Miller took the inbound pass into the frontcourt and misfired on a game-winning, three-point attempt from straight away at 23-feet out. The Highlanders actually appeared to tie the game when Howard grabbed the rebound in mid-air and connected on a desperation layup attempt under the basket. But what would have been a dramatic game-tying shot was waived off by the officials for being out of Howard's hands a split-second after the final buzzer.

## GAME 10: SFBK 73, COLGATE 61

Official Basketball Box Score -- Game Totals -- Final Statistics

COLGATE vs St. Francis Brooklyn  
12/22/12 2:00 p.m. at Pope Physical Education Center

COLGATE 61 • 3-9

#	Player	Total	3-Pr	FG-FGA	FG-FGA	FT-FTA	FT-FTA	Rebounds	PF	TP	A	T	Bk	Stl	Min
11	Barnatowski, Murphy	1	8-14	0-2	3-4	1	5	4	5	19	1	3	0	1	27
03	Brandenburg, John	1	4-5	0-0	4-4	2	6	8	1	12	1	0	0	0	28
02	Rolls, Mitch	1	3-10	3-5	0-0	0	3	2	9	1	0	0	0	0	31
04	Roh, Luke	1	1-4	0-0	0-0	0	3	4	1	2	1	0	0	0	22
05	Moore, Pat	1	1-8	1-6	3-4	2	6	8	0	6	3	2	0	0	35
14	Johnson, Chad	1	1-1	0-0	0-0	0	0	0	2	0	2	0	0	0	3
21	Sherman-Newsome, Da	1	2-6	0-1	2-2	0	2	0	6	0	6	0	2	0	0
22	James, Brandon	1	1-3	1-3	2-2	1	1	2	3	5	3	3	0	0	19
23	Graham, Clayton	1	0-0	0-0	0	0	1	0	1	0	0	0	0	0	3
33	McMullen, Matt	1	0-0	0-0	0-0	0	1	0	0	0	0	0	0	0	7
Team															
Totals		21-51	5-17	14-16	19	31	40	15	61	10	14	0	2	20	200

FG % 1st Half: 10.2% 45.5% 2nd Half: 11.2% 37.9% Game: 21-51 41.2%  
3FG % 1st Half: 3.9% 33.3% 2nd Half: 2.8% 25.0% Game: 5-17 29.4%  
FT % 1st Half: 10.0% 100.0 2nd Half: 4.6% 66.7% Game: 14-16 87.5%

St. Francis Brooklyn 73 • 3-7

30	JOHNSON, Akeem	c	2-3	0-0	2-3	0	2	2	2	6	3	1	2	0	20	
01	JONES, Brent	c	2-9	1-3	0-1	2	2	4	5	4	2	0	0	0	24	
03	MOCKFORD, Ben	g	3-11	0-0	0-0	0	3	2	1	6	0	0	0	0	26	
11	SANTAVENERE, P.J.	c	0-1	0-1	0-0	0	0	0	0	0	1	0	0	0	20	
14	NICHOLS, Travis	c	6-12	4-8	4-5	7	5	12	2	20	1	1	1	1	27	
25	ISALOVIC, Aleksandar	c	1-5	0-0	0	1	1	1	6	5	0	0	0	0	3	
32	CALLOWAY, Dre	c	2-6	0-1	0-0	1	1	1	2	5	1	0	0	0	18	
33	MILK, Matt	c	0-0	0-0	0-0	0	0	0	2	1	0	0	0	0	7	
Team					2		1		3							
Totals			27-72		10-30		9-14		19		21		4		7	200
<hr/>																
FG % 1st half:			11-36		30.6%		1st half:			16-46		44.4%		Game: 27-72 37.5%		
FG % 2nd half:			12-32		37.5%		2nd half:			17-39		43.6%		Game: 27-72 37.5%		
FT % 1st half:			2-4		50.0%		1st half:			4-10		40.0%		Game: 7-24 29.2%		
FT % 2nd half:			4-6		66.7%		2nd half:			6-10		60.0%		Game: 14-24 58.3%		
3P % 1st half:			0-0		0.0%		1st half:			0-0		0.0%		Game: 0-0 0.0%		
3P % 2nd half:			0-0		0.0%		2nd half:			0-0		0.0%		Game: 0-0 0.0%		
Reb % 1st half:			14-34		41.2%		1st half:			14-34		41.2%		Game: 27-72 41.2%		
Reb % 2nd half:			14-34		41.2%		2nd half:			14-34		41.2%		Game: 27-72 41.2%		
PF % 1st half:			16-34		47.1%		1st half:			16-34		47.1%		Game: 27-72 47.1%		
PF % 2nd half:			16-34		47.1%		2nd half:			16-34		47.1%		Game: 27-72 47.1%		
STL % 1st half:			1-10		10.0%		1st half:			1-10		10.0%		Game: 27-72 10.0%		
STL % 2nd half:			1-10		10.0%		2nd half:			1-10		10.0%		Game: 27-72 10.0%		
BLK % 1st half:			0-0		0.0%		1st half:			0-0		0.0%		Game: 27-72 0.0%		
BLK % 2nd half:			0-0		0.0%		2nd half:			0-0		0.0%		Game: 27-72 0.0%		

# GAME RECAPS

## GAME 13: SACRED HEART 66, SFBK 65 (FAIRFIELD, CONN.)

Official Basketball Box Score -- Game Totals -- Final Statistics  
St. Francis Brooklyn vs Sacred Heart  
01/05/13 3:30 pm at Fairfield, CT - William H. Pitt Center

St. Francis Brooklyn 65 - 5-8, 1-1 NEC

#	Player	Total	3-Pr	FG-FGA	FG-FGA	FT-FTA	Off Def Tot	PF	TP	A	To	Bk	Shl	Min
01	JONES, Brent	1-4	0-0	0-1	1	1	2	3	2	3	2	1	0	23
03	MOCKFORD, Ben	1-5	1-4	0-0	0	2	2	1	3	1	1	0	1	24
05	CANNON, Jalen	7-15	3-1	5-6	4	12	16	1	20	0	3	0	1	33
10	JOHNSON, Akeem	6-7	0-0	3-7	2	4	6	5	17	1	2	1	0	30
14	DOUGLAS, Kevin	1-3	1-1	0-0	0	0	0	1	3	0	2	0	0	9
11	SANTAVENERE, P.J.	2-5	2-4	0-0	1	1	2	2	2	0	0	0	0	17
14	NICHOLS, Travis	1-2	0-0	0-0	0	2	2	2	2	0	0	1	0	11
23	ULMER, Lowell	0-3	0-0	0-0	1	0	1	1	0	0	1	0	1	6
26	ISALOVIC, Aleksandar	2-5	2-5	0-0	0	2	2	4	1	0	0	0	0	29
32	CALLOWAY, Dre	3-5	0-0	0-0	0	0	0	6	1	0	1	0	1	17
33	MILK, Matt	0-1	0-0	0-0	0	0	0	0	1	2	1	0	0	5
44	WHITE, Anthony	0-0	0-0	0-0	0	0	0	0	0	0	0	0	0	2
Team		2 1 3												
Totals		24-57	6-18	14-21	9	24	33	17	66	13	15	3	4	200

FG % 1st Half: 13-34 38.2% 2nd half: 11-23 47.8% Game: 24-57 42.2%  
3FG % 1st Half: 3-7 42.9% 2nd half: 4-8 50.0% Game: 8-18 44.4%  
FT % 1st Half: 4-4 100.0 2nd half: 6-10 60.0% Game: 10-14 71.4%

Sacred Heart 66 - 4-9, 2-0 NEC

#	Player	Total	3-Pr	FG-FGA	FG-FGA	FT-FTA	Off Def Tot	PF	TP	A	To	Bk	Shl	Min
04	GAETANO, Phil	4-9	2-4	1-2	1	1	2	1	11	9	3	0	1	40
12	MONTESS, Louis	4-5	0-1	3-5	2	4	6	3	5	0	1	0	2	27
21	GIBSON, Shane	9-17	3-4	5-8	5	5	28	1	4	0	0	0	2	37
30	GREENBACKER, Nick	3-7	0-2	0-1	1	4	5	3	6	1	2	1	0	26
31	GLOWAK, Steve	0-4	0-4	1-2	1	2	3	2	1	2	3	0	0	31
36	SWIDOWSKI, Justin	6-8	1-1	1-1	2	3	5	2	14	0	1	1	0	20
24	ARDEL LATIF, Mostafa	0-1	0-0	0-0	0	3	4	0	0	0	0	0	0	14
32	TATE, De'Aires	0-1	0-0	1-2	1	0	1	0	1	0	1	0	0	5
Team		2 3												
Totals		23-52	6-18	14-21	9	24	33	17	66	13	15	3	4	200

FG % 1st Half: 8-19 42.1% 2nd half: 13-33 45.5% Game: 23-52 44.2%  
3FG % 1st Half: 4-10 40.0% 2nd half: 3-8 37.5% Game: 7-18 38.9%  
FT % 1st Half: 8-11 72.7% 2nd half: 6-10 60.0% Game: 14-21 66.7%

Officials: Dan Anderson, Doug Abrahamian, Brandon Williams  
Technical fouls: St. Francis Brooklyn-None, Sacred Heart-None.  
Attendance: 589

Scores by periods	1st	2nd	Total
St. Francis Brooklyn	33	32	65
Sacred Heart	38	28	66

Last FG - SFBK 2nd 01:27, SH 2nd 01:26  
Largest lead - SFBK 6-11 1st 09:26, SH 3-1 1st 19:26

Score tied - 7 times  
Lead changed - 3 times

Mockford turnover, with 1:09 left to bring the Pioneers within a point. The Terriers turned the ball over again on the next possession but Gibson missed a layup with 36 seconds remaining. The Terriers then called a timeout after junior guard Aleksandar Isalovic came down with the rebound. Following the timeout, Terriers' sophomore guard Brent Jones was intentionally fouled with 29 seconds left. But Jones missed the front end of his one-and-one opportunity. Phil Gaetano missed a jumper with 13 seconds left but the hosts came up with the offensive rebound and called a timeout. The Pioneers put the ball in the hands of their All-Conference performer, Gibson, and Johnson was called for a foul as he drove to the basket. The Terriers had an opportunity to win the game for the third straight time in the final seconds, but Jones dribbled the length of the court and his contested layup came up just short at the buzzer. In the opening half, St. Francis went on a 10-1 run midway through the period to widen their four-point lead to 29-16 with 9:28 remaining. Sophomore guard P.J. Santavener drained a pair of treys turning the spurt. The visitors still maintained a 12-point lead with 2:23 remaining in the half after a tip-in by Cannon, but the Pioneers scored the final seven points to close within 33-28 at the break. The Terriers seemed to be in good shape early in the second-half as they scored seven straight points to build a 46-35 advantage with 16:05 remaining. But Sacred Heart answered with a 12-1 run to even the game at 47 with 12:45 on the clock. After the game was knotted, the Terriers never trailed again until Gibson's game-winning free-throws. St. Francis shot 42.1 percent overall (24-of-57) and were 7-for-15 (46.7 percent) from downtown. The Terriers outboarded the Pioneers by a 36-33 margin and turnovers were even at 15. Sacred Heart shot 44.2 percent (23-for-52) and were 6-for-18 (.333) from behind the arc.

## GAME 15: SFBK 71, WAGNER 52 (STATEN ISLAND, NY)

Official Basketball Box Score -- Game Totals -- Final Statistics  
St. Francis Brooklyn vs Wagner  
01/12/13 4:05 pm at Staten Island, NY - Spiro Sports Center

St. Francis Brooklyn 71 - 7-8, 3-1 NEC

#	Player	Total	3-Pr	FG-FGA	FG-FGA	FT-FTA	Off Def Tot	PF	TP	A	To	Bk	Shl	Min
05	CANNON, Jalen	5-11	1-2	4-4	0	1	0	15	1	0	0	0	0	29
10	JOHNSON, Akeem	7-27	0-0	1	3	2	5	1	4	1	1	0	2	18
01	JONES, Brent	9-45	0-0	2-3	0	3	3	10	1	5	0	0	0	17
03	MOCKFORD, Ben	9-27	2-5	3-3	0	0	0	1	1	0	0	0	0	25
25	ISALOVIC, Aleksandar	9-13	0-2	0-0	0	1	1	2	0	0	0	0	0	25
14	NICHOLS, Travis	7-15	4-9	2-2	1	5	6	1	20	0	0	0	0	25
23	ULMER, Lowell	1-2	1-1	2-4	0	2	2	1	5	0	1	1	0	7
32	CALLOWAY, Dre	0-2	0-0	4-4	1	2	6	1	4	3	0	0	0	23
33	MILK, Matt	0-1	0-0	0-0	1	3	4	0	0	0	0	0	0	8
44	WHITE, Anthony	1-2	0-0	0-0	2	2	2	1	0	1	0	0	0	20
Team		3 3 6												
Totals		23-55	18-39	17-21	12	27	39	12	71	12	12	2	4	200

FG % 1st Half: 10-25 40.0% 2nd half: 13-30 43.3% Game: 23-55 41.8%  
3FG % 1st Half: 4-9 44.4% 2nd half: 4-10 40.0% Game: 8-19 42.1%  
FT % 1st Half: 11-14 78.6% 2nd half: 6-7 85.7% Game: 17-21 81.0%

Wagner 52 - 9-6, 3-1 NEC

#	Player		Total	3-Pr			Rebounds			PF	TP	A	To	Bk	Shl	Min
			FG-FGA	FG-FGA	FT-FTA	Off	Def	Tot								
25	THOMPSON, Josh	f	3-4	1-1	0-0	1	0	1	0	7	0	1	1	0	0	23
33	MOODY, Mario	f	6-12	0-0	3-4	3	3	6	3	15	0	1	1	0	0	23
05	FOLAHAN, Naadiah	f	0-0	0-0	0-0	0	2	3	0	0	0	1	0	0	0	15
15	ORTIZ, Kenneth	g	9-12	0-1	0-2	1	4	5	4	6	7	2	0	1	0	34
24	RIVERS, Latif	q	0-8	0-0	0-0	0	2	2	2	4	2	2	0	0	0	22
11	FANNING, Eric	c	3-8	0-3	0-1	2	5	7	1	6	1	3	1	0	0	19
12	NAURAS, Hudo	f	1-2	1-1	0-0	2	1	3	1	3	1	0	1	0	1	12
21	PARKER, Orlando	f	2-4	0-0	1-2	1	5	6	3	5	0	0	0	0	0	29
22	ANDERSON, Dwanon	f	3-10	0-3	0-0	1	1	2	3	6	2	3	1	0	0	23
Totals						2	1	3								

FG % 1st Half: 10-30 33.3% 2nd half: 13-10 43.3% Game: 23-40 38.9%  
3FG % 1st Half: 1-6 16.7% 2nd half: 1-5 20.0% Game: 2-11 18.2%  
FT % 1st Half: 2-4 50.0% 2nd half: 2-5 40.0% Game: 4-9 44.4%

Officials: Bob Adams, Tim Courtney, Steve Gagnier  
Technical fouls: St. Francis Brooklyn-None, Wagner-None.  
Attendance: 1846

Scores by periods	1st	2nd	Total
St. Francis Brooklyn	35	36	71
Wagner	23	29	52

Last FG - SFBK 2nd 01:26, WAGNER 2nd 01:35  
Largest lead - SFBK 6-11 1st 02:01, WAGNER by 1:16 16:40

during the spurt. St. Francis Brooklyn continued to apply the pressure by scoring the first four points in the second-half, building a 39-23 advantage at the 18:08 mark after buckets by senior forward Akeem Johnson and Jones. Wagner made a run to try and get back in the game, outscoring the Terriers by an 8-0 margin to close within 43-35 with 12:42 left. Dwaun Anderson forced Braica to call a timeout after he slammed home a miss by Mario Moody. Nichols stopped the bleeding with a layup but the Seahawks scored the next four points to close within 45-39 after a jumper by Moody at the 10:27 mark. But Nichols answered with a left-wing trifecta and junior guard Ben Mockford added a long-range bomb from the same spot to put the Terriers on top, 51-39, with 9:47 left in play. Wagner managed to close within nine points on a couple of occasions, the final time coming with 6:31 left after a layup by Kenneth Ortiz. However, St. Francis rattled off eight straight points to widen their lead to 64-46 with just 3:30 remaining. Nichols provided the Terriers with a dagger three-pointer from the left-corner to cap the run. St. Francis, playing mostly in a tight zone, held the hosts to just 38.3 percent (23-of-60) shooting and the Seahawks were even worse from long-distance, hitting just 2-of-11 attempts (18.2 percent). In addition, they hit just 4-of-9 free-throws. The Terriers shot 41.8 percent overall (23-of-55) but made 8-of-19 (42.1 percent) from behind the arc and were 17-for-21 (81 percent) from the charity-stripe. It was their best performance of the season from the line.

Fairfield, Conn. - - Senior guard Shane Gibson hit two free-throws with five seconds remaining to give the Sacred Heart Pioneers a, 66-65, Northeast Conference victory over the St. Francis Brooklyn Terriers on Saturday afternoon in Fairfield, Connecticut.

Terriers' sophomore forward Jalen Cannon scored 20 points and ripped down a season-high 16 rebounds for his sixth "double-double" of the season. Senior forward Akeem Johnson added 17 points on 6-of-7 shooting. St. Francis Brooklyn (5-8, 1-1 NEC), who led by as many as 13 points in the opening half, took a 65-62 lead after junior guard Ben Mockford drained a trey, his first points of the game, with 2:37 remaining. But Sacred Heart's (4-9, 2-0 NEC) Gibson (28 points) answered with a layup, after a

## GAME 14: SFBK 70 MOUNT 56 (BROOKLYN HEIGHTS)

Official Basketball Box Score -- Game Totals -- Final Statistics  
The Mount vs St. Francis Brooklyn  
01/10/13 7:00 p.m. at Pope Physical Education Center

The Mount 56 - 6-8, 1-2 NEC

#	Player	Total	3-Pr	FG-FGA	FG-FGA	FT-FTA	Off Def Tot	PF	TP	A	To	Bk	Shl	Min
13	KRAJINA, Kristijan	1-2	0-0	2-4	0	1	4	6	0	3	0	0	2	21
05	DANAHER, Taylor	1-4	1-3	0-0	0	3	3	0	3	0	1	0	0	14
06	CASTELLANOS, Josh	3-6	0-0	0-1	1	0	1	3	6	5	1	0	2	30
22	WHACK, Rashad	5-8	1-3	6-7	1	2	4	17	0	3	0	1	0	29
23	NORFLEET, Julian	2-7	0-4	0-0	5	5	1	4	3	4	0	1	0	31
01	OWENS, Xavier	0-0	0-0	0-0	2	1	1	1	0	0	0	0	0	7
03	PRESCOTT, Sam	4-10	2-7	1-2	3	5	2	11	1	2	0	1	0	29
10	WIGGINS, Shivvaughn	0-1	0-0	0-0	1	1	2	0	1	2	0	0	0	12
11	PARKER, Kelvin	1-3	1-3	0-0	0	0	2	3	0	0	0	0	0	13
35	BARBER, Raven	3-6	0-0	0-0	0	3	3	4	6	0	2	1	0	14
Team		2 2 4												
Totals		21-47	5-20	9-16	6	20	26	23	56	10	18	2	7	200

FG % 1st Half: 10-24 41.7% 2nd half: 11-23 47.8% Game: 21-47 44.7%  
3FG % 1st Half: 4-11 36.4% 2nd half: 1-9 11.1% Game: 5-20 25.0%  
FT % 1st Half: 1-4 25.0% 2nd half: 8-12 66.7% Game: 9-16 56.3%

St. Francis Brooklyn 70 - 6-8, 2-1 NEC

#	Player	FG		3-Pr		Rebounds			PF	TP	A	To	Bk	Shl	Min
		Tot	Pct	Tot	Pct	Off	Def	Tot							
05	CANNON, Jalen	1-4	0-0	0-2	0-0	1	2	3	1	8	1	1	1	0	26
04	DOUGLAS, Kevin	1-0	0-0	0-0	0-0	0	1	1	3	0	0	2	0	0	6
30	JOHNSON, Akeem	5-6	0-0	2-2	1-1	1	7	8	1	12	3	2	0	0	28
01	JONES, Brent	9-47	1-1	3-5	1-1	1	2	1	12	5	0	2	0	0	30
03	MOCKFORD, Ben	6-9	5-6	2-2	0-0	2	2	4	19	1	0	1	0	0	24
14	NICHOLS, Travis	4-7	1-2	1-2	3-6	9	3	10	3	10	0	0	0	0	23
25	ISALOVIC, Aleksandar	0-0	0-0	2-2	0	3	3	4	0	0	1	0	1	0	28
32	CALLOWAY, Dre	2-4	0-0	3-4	0	1	1	1	3	7	4	0	0	0	18
33	MILK, Matt	0-0	0-0	0-0	0	1	1	0	0	0	0	0	0	0	1
44	WHITE, Anthony	0-1	0-0	0-0	0	0	0	0	0	0	0	1	0	0	8
Totals		25-49	7-15	13-19	7	25	32	16	70	15	16	1	12	200	

# GAME RECAPS

## GAME 18: SFBK 70, FDU, 51 (BROOKLYN HEIGHTS, NY)

Official Basketball Box Score -- Game Totals -- Final Statistics  
Fairleigh Dickinson vs St. Francis Brooklyn  
01/19/13 4:30 pm at Pope Physical Education Center

### Fairleigh Dickinson 51 • 7-12, 2-4 NEC

#	Player	Total		3-Ptr		Rebounds		PF	TP	A	TO	Blk	Stl	Min
		FG	FGA	FG	FGA	FT	FTA							
22	HARRIS, Xavier	f	1-3	0-0	3-4	2	3	5	3	5	0	1	1	23
44	ROCHFORD, Kinu	f	2-5	0-0	1-3	3	5	8	4	5	0	0	1	23
05	BOLDING, Melquan	g	5-13	0-0	2-2	1	2	3	0	12	1	1	0	33
12	SANDERS, JR, Sidney	g	3-7	0-2	4-6	1	3	4	3	10	2	0	0	27
23	ROBINSON, Lonnie	g	3-9	0-3	3-6	0	4	4	1	9	2	0	0	32
10	HARRIS, Sekou	g	0-2	0-1	0-0	0	1	1	0	0	1	0	0	8
21	MCCOY, Dylan	g	0-1	0-1	0-0	0	0	0	1	0	1	0	1	11
22	SEILUND, Mathias	g	1-3	0-2	2-2	1	0	1	2	4	0	1	0	10
24	JONES, Mustafaa	g	2-5	0-2	0-0	1	3	4	1	4	0	0	0	1
34	PEARSON, Kyle	g	1-5	0-2	0-0	1	0	1	0	2	0	0	0	6
Team						1	2	2						
Totals			18-53	0-16	15-23	11	22	33	16	51	5	7	2	4 200
FG % 1st Half: 9-21 42.9%		2nd half: 9-32 28.1%		Game: 18-53 34.0%		Doubleball		Rebounds		3				
3FG % 1st Half: 0-4 0.0%		2nd half: 0-12 0.0%		Game: 0-16 0.0%		FT % 1st Half: 7-11 63.6%		2nd half: 8-12 66.7%		Game: 15-23 65.2%				

### St. Francis Brooklyn 70 • 8-9, 4-2 NEC

#	Player	Total		3-Ptr		Rebounds		PF	TP	A	TO	Blk	Stl	Min
		FG	FGA	FG	FGA	FT	FTA							
05	CANNON, Jalen	f	7-13	0-1	0-0	4	6	10	1	14	0	3	0	31
36	JOHNSON, Akeem	c	1-6	0-0	5-7	3	1	4	3	7	1	1	0	20
01	JONES, Brent	g	0-0	0-0	0-0	0	2	2	0	6	3	0	1	13
03	MOCKFORD, Ben	g	4-9	4-8	0-0	0	6	6	2	12	0	1	0	31
26	ISAILOVIC, Aleksandar	g	2-3	1-2	0-0	0	2	1	5	0	0	0	0	18
11	SANTAVENIERE, P.J.	g	0-0	0-0	1-2	0	0	0	1	1	0	0	0	4
14	NICHOLS, Travis	g	6-16	1-4	2-2	5	2	7	3	15	1	0	0	20
23	ULMER, Lowell	g	4-5	0-0	0-1	4	0	4	0	8	0	0	0	11
32	CALLOWAY, Dre	g	2-4	0-0	1-3	1	1	2	4	5	2	1	0	19
33	MILK, Matt	g	0-1	0-0	0-0	0	3	3	0	0	0	0	0	1
44	WHITE, Anthony	g	1-5	0-1	1-2	0	4	4	3	3	5	1	0	29
Team						2	1	3						
Totals			27-62	6-16	10-17	19	28	47	19	70	15	11	0	4 200
FG % 1st Half: 13-32 40.6%		2nd half: 14-30 46.7%		Game: 27-62 43.5%		Doubleball		Rebounds		11				
3FG % 1st Half: 4-8 50.0%		2nd half: 2-8 25.0%		Game: 6-16 37.5%		FT % 1st Half: 6-12 50.0%		2nd half: 4-5 80.0%		Game: 10-17 58.8%				

Officials: Dave DeVong, Tom Fahy, Charles Robinson  
Technical fouls: Fairleigh Dickinson-NONE, St. Francis Brooklyn-NONE  
Attendance: 455

Score by periods	1st	2nd	Total
Fairleigh Dickinson	25	26	51
St. Francis Brooklyn	36	34	70

Last FG - FDU 2nd-02:08, SFBK 2nd-01:54  
Largest lead - FDU NONE, SFBK by 21 2nd-04:17.

Mockford opened the affair by hitting consecutive treys to give the hosts a quick 6-0 lead. The Terriers built their lead to as many as 15 points in the opening half, 34-19, after Mockford and junior guard Aleksandar Isailovic splashed back-to-back treys at the 3:06 mark. St. Francis Brooklyn settled for a 36-25 halftime advantage. The Terriers widened their lead to 46-29 at the 14:47 mark of the second-half by outscoring the visitors by an 10-4 count to start the stanza. Cannon scored eight points, including back-to-back layups to open the frame. FDU went on an 11-6 spurt to close within 52-40 with 10:46 left on a layup by Melquan Bolding (team-high 12 points), but Terriers' senior forward Akeem Johnson hit a pair of free-throws and Cannon drove the baseline for a monstrous one-handed slam to restore a 56-41 lead with 9:59 remaining. A layup by Xavier Harris with 9:36 left made it, 56-43, the closest FDU would get the rest of the contest as St. Francis Brooklyn put the game out of reach with an 11-3 burst to extend their lead to a game-high 21 points, 67-46, with just 4:17 remaining.

Brooklyn Heights, NY - -  
-The St. Francis Brooklyn Terriers led from start to finish en-route to a, 70-51, Northeast Conference victory over the Fairleigh Dickinson Knights, Saturday afternoon at the Pope Physical Education Center. The Terriers improved to 8-9 (4-2 NEC) and FDU dropped to 7-12 (2-4 NEC).

Sophomore forward Jalen Cannon recorded his seventh “double-double” of the season with 14 points and 10 rebounds, and senior Travis Nichols (15 points) and junior guard Ben Mockford (12 points) were also in double-figures.

The 51 points were the fewest St. Francis Brooklyn has allowed this season, as the Terriers played stifling defense all day, holding FDU to just 34 percent shooting (18-of-53). The Knights were also 0-for-16 from three-point range.

## GAME 19: LIU-BK 78, SFBK, 68 (BROOKLYN HEIGHTS, NY)

Official Basketball Box Score -- Game Totals -- Final Statistics  
LIU Brooklyn vs St. Francis Brooklyn  
1/24/13 07:00 PM at Brooklyn Heights, New York

### LIU Brooklyn 78 • 9-10; 4-3 NEC

#	Player	Total		3-Ptr		Rebounds		PF	TP	A	TO	Blk	Stl	Min
		FG	FGA	FG	FGA	FT	FTA							
01	OLASEWERE, Jamal	*	7-13	0-2	6-7	6	5	11	3	20	3	3	0	37
03	GARNER, C.J.	*	8-11	2-2	4-6	1	5	6	0	22	4	2	0	38
11	THOMPSON, Brandon	*	5-11	4-9	0-0	2	4	6	0	14	1	2	0	32
15	BRICKMAN, Jason	*	1-8	1-5	6-7	0	4	4	0	9	11	4	0	38
23	ONYECHI, Kenny	*	2-3	0-0	1-2	0	2	2	2	5	0	2	1	10
04	MARTIN, Gerrrell		0-1	0-1	0-0	0	1	1	1	0	0	0	0	6
05	JOSEPH, Troy		0-0	0-0	0-0	0	1	0	0	0	0	0	0	6
26	HUCKS, Booker		0-1	0-1	2-2	0	0	0	3	2	0	0	0	3
33	REED, E.J.		2-3	1-1	1-2	1	3	4	6	0	1	1	1	23
34	MURPHY, Khalil		0-1	0-0	0-0	0	1	1	2	0	0	0	1	7
Team						1	2	3						
Totals			25-52	8-21	20-26	11	28	39	15	78	19	18	2	7 200
FG % 1st Half: 7-28 25.0%		2nd half: 18-24 75.0%		Game: 25-52 48.1%		Doubleball		Rebounds		2				
3FG % 1st Half: 1-10 10.0%		2nd half: 7-11 63.6%		Game: 8-21 38.1%		FT % 1st Half: 6-8 75.0%		2nd half: 14-18 77.8%		Game: 20-26 76.9%				

### St. Francis Brooklyn 68 • 8-10; 4-3 NEC

#	Player	Total		3-Ptr		Rebounds		PF	TP	A	TO	Blk	Stl	Min
		FG	FGA	FG	FGA	FT	FTA							
03	MOCKFORD, Ben	*	2-9	1-7	0-0	0	0	0	4	5	1	2	0	31
05	CANNON, Jalen	*	7-14	2-4	5-6	3	7	10	4	21	0	3	0	33
26	ISAILOVIC, Aleksandar	*	1-4	1-4	0-0	0	5	5	2	3	2	1	0	23
30	JOHNSON, Akeem	*	1-4	0-0	0-0	2	1	3	3	2	0	1	0	15
32	CALLOWAY, Dre	*	0-2	0-0	1-2	2	1	3	3	1	2	1	0	17
06	NIERYA, Mike		1-1	1-1	0-0	0	0	0	0	0	0	0	0	0
01	JONES, Brent		6-13	0-0	2-3	2	2	4	2	14	8	2	0	34
11	SANTAVENIERE, P.J.		1-1	1-1	0-0	0	0	0	2	3	0	0	0	10
14	NICHOLS, Travis		1-6	0-3	4-4	1	0	1	2	6	0	2	0	16
23	ULMER, Lowell		4-6	1-3	1-3	2	1	3	2	10	2	2	1	13
33	MILK, Matt		0-0	0-0	0-0	0	0	0	1	0	1	0	0	4
44	WHITE, Anthony		0-2	0-2	0-0	0	0	0	0	0	0	0	0	4
Team						0	3							
Totals			24-62	7-25	13-18	12	20	32	25	68	16	14	1	11 200
FG % 1st Half: 10-28 35.7%		2nd half: 14-34 41.2%		Game: 24-62 38.7%		Doubleball		Rebounds		3				
3FG % 1st Half: 4-13 30.8%		2nd half: 3-12 25.0%		Game: 7-25 28.0%		FT % 1st Half: 9-13 69.2%		2nd half: 4-5 80.0%		Game: 13-18 72.2%				

Officials: Andrea Malina, Guy Pagano, Ronnie Tjularski  
Technical fouls: LIU Brooklyn-REED, E.J., St. Francis Brooklyn-CALLOWAY, Dre.  
Attendance: 1023  
38th Annual “Battle of Brooklyn”

Score by periods	1st	2nd	Total
LIU Brooklyn	21	57	78
St. Francis Brooklyn	33	35	68

Last FG - LIU 2nd-01:54, SFBK 2nd-08:05  
Largest lead - LIU by 14 2nd-01:54, SFBK by 14 1st-02:31.

ner was named the “Battle of Brooklyn” Most Valuable Player for the second-time in his career, scoring 17 of his 22 points in the final half.

The Terriers took a 14-point advantage at 40-26 for the third time in the contest after Cannon converted a lay-up with 16:05 remaining. But the Blackbirds went on a monster 20-4 run over the next 6:29 to surge ahead for the first time in the contest, 46-44, with 9:36 remaining. Garner scored the final four points during the run. Ulmer evened the game for the final time at 46-44 with 9:26 left but junior guard Jason Brickman and senior guard Brandon Thompson stuck consecutive treys to spot the visitors a 52-46 advantage at the 8:19 mark. A jumper by Cannon with 7:53 remaining trimmed the deficit to 52-48 with 7:53 to play, but that was as close as St. Francis Brooklyn would get the rest of the way. LIU embarked on a 10-2 run to extend their lead to 62-50 with 4:36 left and the Terriers could not recover. Garner hit consecutive treys to cap the run. Jamal Olasewere added a “double-double” of 20 points and 11 rebounds for LIU Brooklyn. St. Francis shot just 38.7 percent (24-of-62) overall and struggled from behind the arc at 28 percent (7-of-25) while the Blackbirds finished at 48.1 percent (25-of-52) overall and were 8-for-21 (38.1 percent) from downtown. They also converted 20-of-26 (76.9 percent) from the line.

The visiting LIU Brooklyn Blackbirds reversed a 33-21 halftime deficit and went on to defeat the St. Francis Brooklyn Terriers, 78-68, to win the 38th “Battle of Brooklyn” at the Pope Physical Education Center on Thursday evening. The Terriers fell to 8-10 overall and 4-3 in the Northeast Conference. Terriers sophomore forward Jalen Cannon paced the squad with 21 points and 10 rebounds, his eighth “double-double” of the campaign. Sophomore guard Brent Jones added a season-high 14 points and eight assists and classmate Lowell Ulmer chipped in with a career-high 10 points.

The Blackbirds shot a sizzling 75 percent (18-of-24) in the second-half, including 7-for-11 (63.6 percent) from behind the arc and outscored the hosts by a 57-35 margin in the stanza.

LIU Brooklyn (9-10, 4-3 NEC) senior guard C.J. Garner

# 2012-2013 St. Francis Brooklyn Cumulative Statistics

## 2012-13 St.Francis Brooklyn Basketball St.Francis Brooklyn Combined Team Statistics (as of Jan 24, 2013) All games

RECORD:	OVERALL	HOME	AWAY	NEUTRAL
ALL GAMES	8-10	3-4	5-5	0-1
CONFERENCE	4-3	2-2	2-1	0-0
NON-CONFERENCE	4-7	1-2	3-4	0-1

#	Player	gp-gs	min	avg	Total		3-Point		F-Throw		Rebounds				pf	dq	a	to	blk	stl	pts	avg
					fg-fga	fg%	3fg-fga	3fg%	ft-fa	ft%	off	def	tot	avg								
05	CANNON, Jalen	18-18	557	30.9	116-200	.580	5-12	.417	57-79	.722	64	102	166	9.2	34	0	11	24	7	17	294	16.3
03	MOCKFORD, Ben	18-18	533	29.6	62-172	.360	47-127	.370	14-19	.737	1	32	33	1.8	30	0	21	16	0	12	185	10.3
30	JOHNSON, Akeem	18-18	455	25.3	68-139	.489	0-0	.000	40-58	.690	39	52	91	5.1	40	1	27	35	12	15	176	9.8
14	NICHOLS, Travis	17-0	271	15.9	48-117	.410	22-62	.355	23-26	.885	30	39	69	4.1	34	1	6	12	2	1	141	8.3
34	DOUGLAS, Kevin	14-14	302	21.6	46-103	.447	18-48	.375	5-11	.455	13	38	51	3.6	43	0	6	17	9	6	115	8.2
01	JONES, Brent	18-17	382	21.2	40-112	.357	6-21	.286	21-37	.568	12	30	42	2.3	48	1	77	55	3	20	107	5.9
32	CALLOWAY, Dre	17-1	323	19.0	24-70	.343	1-5	.200	25-53	.472	8	15	23	1.4	33	1	54	30	2	19	74	4.4
25	ISAILOVIC,Aleksandar	18-4	327	18.2	17-65	.262	13-55	.236	4-5	.800	3	26	29	1.6	18	0	10	9	0	12	51	2.8
11	SANTAVENERE, P.J.	16-0	159	9.9	14-43	.326	11-34	.324	5-6	.833	2	10	12	0.8	19	0	7	8	1	8	44	2.8
23	ULMER, Lowell	12-0	63	5.3	10-25	.400	2-6	.333	4-10	.400	11	6	17	1.4	12	0	4	7	2	4	26	2.2
15	NIERVA, Mike	2-0	1	0.5	1-1	1.000	1-1	1.000	0-0	.000	0	0	0	0.0	0	0	0	0	0	0	3	1.5
12	TRIVIC, Milos	2-0	3	1.5	1-1	1.000	1-1	1.000	0-0	.000	0	0	0	0.0	0	0	0	0	0	0	3	1.5
44	WHITE, Anthony	15-0	139	9.3	9-30	.300	0-9	.000	1-3	.333	5	12	17	1.1	9	0	10	10	4	4	19	1.3
33	MILK, Matt	18-0	110	6.1	4-11	.364	0-0	.000	2-3	.667	7	10	17	0.9	17	0	6	6	3	1	10	0.6
Team											34	33	67				3					
Total.....		18	3625		460-1089	.422	127-381	.333	201-310	.648	229	405	634	35.2	337	4	239	232	45	119	1248	69.3
Opponents.....		18	3625		452-1008	.448	101-303	.333	259-383	.676	213	464	677	37.6	310	4	247	255	66	119	1264	70.2

TEAM STATISTICS	SFBKM	OPP	Date	Opponent	Score	Att.
SCORING	1248	1264	11/09/12	at Lafayette	w 76-65	1217
Points per game	69.3	70.2	11/12/12	at Illinois	L 64-89	11640
Scoring margin	-0.9	-	11/20/12	ARMY	L 59-67	675
FIELD GOALS-ATT	460-1089	452-1008	11/24/12	at Brown	Wot 76-72	454
Field goal pct	.422	.448	11/29/12	at Norfolk State	L 79-85	3376
3 POINT FG-ATT	127-381	101-303	12/05/12	at Albany	L 73-77	2542
3-point FG pct	.333	.333	12/8/12	at Boston College	L 64-72	2265
3-pt FG made per game	7.1	5.6	12/11/12	STONY BROOK UNIVERSITY	L 61-77	262
FREE THROWS-ATT	201-310	259-383	12/15/12	vs St. John's	L 60-77	0
Free throw pct	.648	.676	12/22/12	COLGATE	w 73-61	607
F-Throws made per game	11.2	14.4	12/30/12	at NJIT	w 89-87	605
REBOUNDS	634	677	* 01/03/12	at Quinnipiac University	w 63-61	1258
Rebounds per game	35.2	37.6	* 01/05/13	at Sacred Heart	L 65-66	589
Rebounding margin	-2.4	-	* 01/10/13	THE MOUNT	w 70-56	375
ASSISTS	239	247	* 01/12/13	at WAGNER	w 71-52	1846
Assists per game	13.3	13.7	* 01/17/13	MONMOUTH	L 67-71	405
TURNOVERS	232	255	* 01/19/13	FAIRLEIGH DICKINSON	w 70-51	455
Turnovers per game	12.9	14.2	* 1/24/13	LIU BROOKLYN	L 68-78	1023
Turnover margin	+1.3	-				
Assist/turnover ratio	1.0	1.0				
STEALS	119	119				
Steals per game	6.6	6.6				
BLOCKS	45	66				
Blocks per game	2.5	3.7				
ATTENDANCE	3802	25792				
Home games-Avg/Game	7-543	10-2579				
Neutral site-Avg/Game	-	1-0				

\* - Conference game

Score by Periods	1st	2nd	OT	Totals
St.Francis Brooklyn	574	658	16	1248
Opponents	550	702	12	1264

# 2012-2013 St. Francis Brooklyn Game-by-Game Comparison

## 2012-13 St. Francis Brooklyn Basketball St. Francis Brooklyn Team Game-by-Game Comparison (as of Jan 24, 2013) All games

Opponent	1st	2nd	Score	Mar	Total FG	FG Pct	3-Pointers	3FG Pct	Free Throws	FT Pct	Rebounds	Assist	T/Over	Block	Steal	Fouls
Lafayette	32/24	44/41	76-65	+11	29-58/25-56	.500/.446	5-18/8-23	.278/.348	13-24/7-11	.542/.636	41/28 +13	9/16	14/16	2/4	5/2	17/21
Illinois	25/45	39/44	64-89	(25)	24-53/32-65	.453/.492	7-17/11-25	.412/.440	9-14/14-22	.643/.636	30/35 (5)	13/17	17/8	0/7	3/9	16/14
ARMY	30/31	29/36	59-67	(8)	20-59/24-56	.339/.429	4-20/6-20	.200/.300	15-24/13-20	.625/.650	38/39 (1)	13/14	18/16	7/4	8/10	18/19
Brown	40/26	20/34	76-72	+4	30-55/27-56	.545/.482	10-21/7-20	.476/.350	6-12/11-16	.500/.688	23/39 (16)	17/13	15/23	1/6	16/7	17/14
Norfolk State	37/36	42/49	79-85	(6)	34-64/31-59	.531/.525	6-22/5-14	.273/.357	5-8/18-26	.625/.692	29/34 (5)	12/15	12/8	4/2	5/5	18/12
Albany	26/35	47/42	73-77	(4)	28-64/23-43	.438/.535	11-28/11-17	.393/.647	6-11/20-27	.545/.741	27/37 (10)	16/15	8/18	0/0	7/4	23/16
Boston College	35/33	29/39	64-72	(8)	25-59/25-56	.424/.446	6-21/8-23	.286/.348	8-11/14-16	.727/.875	36/32 +4	12/17	18/13	2/5	8/11	16/11
STONY BROOK UNIVERSITY	24/40	37/37	61-77	(16)	24-61/25-52	.393/.481	4-19/4-12	.211/.333	9-14/23-30	.643/.767	29/41 (12)	10/11	12/13	2/3	7/8	22/15
St. John's	35/45	25/32	60-77	(17)	21-67/30-69	.313/.435	7-24/6-14	.292/.429	11-19/11-16	.579/.688	46/48 (2)	12/19	13/8	2/9	2/9	18/19
COLGATE	30/33	43/28	73-61	+12	27-72/21-51	.375/.412	10-30/5-17	.333/.294	9-14/14-16	.643/.875	40/40 -	16/10	5/14	4/0	7/2	14/15
NJIT	38/26	51/61	89-87	+2	29-62/30-67	.468/.448	7-21/4-14	.333/.286	24-33/23-35	.727/.657	40/39 +1	16/13	15/14	8/4	5/6	26/25
Quinnipiac University	25/28	38/33	63-61	+2	22-62/24-64	.355/.375	7-21/2-8	.333/.250	12-16/11-26	.750/.423	35/56 (21)	13/15	8/18	4/3	8/4	20/18
Sacred Heart	33/28	32/38	65-66	(1)	24-57/23-52	.421/.442	7-15/6-18	.467/.333	10-14/14-21	.714/.667	36/33 +3	10/13	15/15	3/3	4/9	18/17
THE MOUNT	27/25	43/31	70-56	+14	25-49/21-47	.510/.447	7-15/5-20	.467/.250	13-19/9-16	.684/.563	32/26 +6	15/10	16/18	1/2	12/7	16/23
WAGNER	35/23	36/29	71-52	+19	23-55/23-60	.418/.383	8-19/2-11	.421/.182	17-21/4-9	.810/.444	39/37 +2	11/13	12/13	2/8	4/9	12/20
MONMOUTH	33/26	34/45	67-71	(4)	24-68/25-50	.353/.500	8-29/3-10	.276/.300	11-21/18-27	.524/.667	34/41 (7)	13/12	9/15	2/2	3/6	22/20
FAIRLEIGH DICKINSON	36/25	34/26	70-51	+19	27-62/18-53	.435/.340	6-16/0-16	.375/.000	10-17/15-23	.588/.652	47/33 +14	15/5	11/7	0/2	4/4	19/16
LIU BROOKLYN	33/21	35/57	68-78	(10)	24-62/25-52	.387/.481	7-25/8-21	.280/.381	13-18/20-26	.722/.769	32/39 (7)	16/19	14/18	1/2	11/7	25/15

Note: Game totals are displayed in the format TEAM/OPPONENT for each category

# 2012-2013 St. Francis Brooklyn Points-Rebounds-Assists

## 2012-13 St.Francis Brooklyn Basketball St.Francis Brooklyn Points-Rebounds-Assists (as of Jan 24, 2013) All games

Opponent	Date	Score		00	01	03	05	11	12	14	23	25	30	32	33
				NIERVA,MIK	JONES,BREN	MOCKFORD,	CANNON,JA	SANTAVENE	TRIVIC,MIL	NICHOLS,TR	ULMER,LOW	ISAILOVIC,	JOHNSON,A	CALLOWAY,	MILK,MATT
at LAFAYETT	11/09/12	76-65	w	DNP	0-3-6	14-3-0	13-13-0	0-1-0	DNP	7-2-0	DNP	5-3-0	15-6-1	9-1-2	0-2-0
at ILL	11/12/12	64-89	L	DNP	2-2-5	12-1-0	8-11-0	3-0-1	3-0-0	2-1-1	1-0-1	6-2-2	13-2-1	5-2-1	2-0-0
ARMY	11/20/12	59-67	L	DNP	7-2-3	0-0-1	23-10-1	0-3-0	DNP	7-4-0	0-1-1	0-1-1	4-5-1	1-1-2	2-1-1
at BRWN	11/24/12	76-72	w	DNP	2-1-4	14-2-1	20-5-3	6-2-0	DNP	DNP	0-1-0	0-1-1	9-2-1	6-0-6	0-0-1
at NSUM	11/29/12	79-85	L	DNP	9-2-6	13-0-4	16-9-0	2-0-0	DNP	0-0-0	2-2-0	3-2-0	15-6-0	4-2-2	4-1-0
at ALBANY	12/05/12	73-77	L	DNP	3-0-6	18-1-2	11-7-1	3-1-1	DNP	21-6-1	DNP	0-0-0	9-4-2	2-2-2	0-0-0
at BC	12/8/12	64-72	L	DNP	2-2-6	8-0-1	23-13-2	3-0-0	DNP	0-3-0	DNP	0-1-0	9-8-2	DNP	0-0-0
SBU	12/11/12	61-77	L	DNP	9-4-5	5-2-2	14-8-0	0-0-0	DNP	0-0-0	0-2-0	2-0-0	11-4-1	6-0-1	0-0-0
vs STJ	12/15/12	60-77	L	0-0-0	8-1-0	9-3-1	14-11-0	0-1-0	0-0-0	3-2-0	0-0-0	0-1-0	13-11-2	3-3-8	0-0-0
COLGATE	12/22/12	73-61	w	DNP	5-4-4	9-3-0	24-6-0	0-0-1	DNP	20-12-1	DNP	6-1-0	6-2-3	2-1-5	0-1-1
at NJIT	12/30/12	89-87	w	DNP	9-3-5	15-3-1	23-12-0	9-1-1	DNP	5-6-0	DNP	3-0-0	10-4-2	9-0-5	0-2-1
at QU	01/03/12	63-61	w	DNP	10-4-2	5-1-2	14-8-1	8-1-0	DNP	15-5-2	0-1-0	2-1-1	6-5-1	0-1-4	0-0-0
at SHU	01/05/13	65-66	L	DNP	2-2-3	3-2-1	20-16-0	6-2-2	DNP	2-2-0	0-1-0	6-2-1	17-6-1	6-0-1	0-0-1
MOUNT	01/10/13	70-56	w	DNP	12-2-5	19-2-1	8-3-1	DNP	DNP	10-9-0	DNP	2-3-0	12-8-3	7-1-4	0-1-0
at WAGNER	01/12/13	71-52	w	DNP	10-3-1	9-1-2	15-6-1	DNP	DNP	20-6-0	5-2-0	2-1-1	4-5-1	4-3-4	0-4-0
MU	01/17/13	67-71	L	DNP	3-1-2	15-3-1	13-8-1	0-0-1	DNP	8-3-0	0-0-0	6-3-1	14-6-4	4-1-3	2-2-0
FDUM	01/19/13	70-51	w	DNP	0-2-6	12-6-0	14-10-0	1-0-0	DNP	15-7-1	8-4-0	5-2-0	7-4-1	5-2-2	0-3-0
LIU	1/24/13	68-78	L	3-0-0	14-4-8	5-0-1	21-10-0	3-0-0	DNP	6-1-0	10-3-2	3-5-2	2-3-0	1-3-2	0-0-1

Opponent	Date	Score		34	44
				DOUGLAS,K	WHITE,ANTH
at LAFAYETT	11/09/12	76-65	w	13-5-0	DNP
at ILL	11/12/12	64-89	L	7-4-0	0-1-1
ARMY	11/20/12	59-67	L	15-6-2	0-1-0
at BRWN	11/24/12	76-72	w	17-2-0	2-0-0
at NSUM	11/29/12	79-85	L	7-2-0	4-2-0
at ALBANY	12/05/12	73-77	L	6-2-0	0-0-1
at BC	12/8/12	64-72	L	13-2-0	6-4-1
SBU	12/11/12	61-77	L	14-5-1	0-0-0
vs STJ	12/15/12	60-77	L	10-6-1	0-0-0
COLGATE	12/22/12	73-61	w	1-7-1	DNP
at NJIT	12/30/12	89-87	w	6-6-1	DNP
at QU	01/03/12	63-61	w	3-3-0	0-1-0
at SHU	01/05/13	65-66	L	3-0-0	0-0-0
MOUNT	01/10/13	70-56	w	0-1-0	0-0-1
at WAGNER	01/12/13	71-52	w	DNP	2-2-1
MU	01/17/13	67-71	L	DNP	2-2-0
FDUM	01/19/13	70-51	w	DNP	3-4-5
LIU	1/24/13	68-78	L	DNP	0-0-0

## 2012-13 ST. FRANCIS BROOKLYN INSIDE THE RECORD

### 2012-13 THE TERRIERS' RECORD WHEN

AT HOME: 3-4

AT A NEUTRAL SITE: 0-1

AWAY: 5-5

### BY CONFERENCE

AGAINST THE NEC 4-3

AGAINST THE PATRIOT LEAGUE: 2-1

AGAINST THE BIG TEN 0-1

AGAINST THE IVY 1-0

AGAINST THE MEAC 0-1

AGAINST THE AMERICA EAST 0-2

AGAINST ACC 0-1

AGAINST THE BIG EAST 0-1

AGAINST THE GREAT WEST 1-0

### BY DAYS AND MONTHS

ON MONDAY: 0-2

ON TUESDAY: 0-1

ON WEDNESDAY: 0-1

ON THURSDAY: 2-3

ON FRIDAY: 1-0

ON SATURDAY: 4-3

ON SUNDAY: 1-0

IN NOVEMBER: 2-3

IN DECEMBER: 1-4

IN JANUARY: 4-3

### BY SCORE

SCORING IN THE 40's:

SCORING IN THE 50s: 0-1

SCORING IN THE 60s: 1-7

SCORING IN THE 70s: 6-2

SCORING IN THE 80s: 1-0

SCORING IN THE 90s:

SCORING 100 POINTS OR MORE:

OPPONENTS SCORING IN THE 30s:

OPPONENTS SCORING IN THE 40s:

OPPONENTS SCORING IN THE 50s: 3-0

OPPONENTS SCORING IN THE 60s: 3-3

OPPONENTS SCORING IN THE 70s: 1-5

OPPONENTS SCORING IN THE 80s: 1-2

OPPONENTS SCORING IN THE 90s:

OPPONENTS SCORING 100 POINTS OR MORE:

### SITUATIONAL

LEADING AT THE HALF: 6-5

TRAILING AT THE HALF: 2-5

TIED AT THE HALF:

LEADING BY 5 OR FEWER POINTS AT HALFTIME: 1-3

LEADING BY 6-10 POINTS AT HALFTIME: 1-1

LEADING BY 11 OR MORE POINTS AT HALFTIME: 4-1

TRAILING BY 5 OR FEWER POINTS AT HALFTIME: 2-1

TRAILING BY 6-10 POINTS AT HALFTIME: 0-2

TRAILING BY 11 OR MORE POINTS AT HALFTIME: 0-2

GAMES DECIDED BY 5 OR FEWER POINTS: 3-3

GAMES DECIDED BY 6-10 POINTS: 0-4

GAMES DECIDED BY 11 OR MORE POINTS: 5-3

OVERTIME GAMES: 1-0

### DUNKS:

JALEN CANNON 6, KEVIN DOUGLAS 3, AKEEM JOHNSON

4

### DOUBLE-DOUBLES:

JALEN CANNON @ LAFAYETTE (11/9/12) (13 PTS, 13 REB)

JALEN CANNON VS. ARMY (11/20/12) (23 PTS, 10 REB)

JALEN CANNON @ BOSTON COLLEGE (12/8/12) (23 PTS, 13 REB)

JALEN CANNON VS. ST. JOHN'S (12/15/12) (14 PTS, 11 REB)

JALEN CANNON @ NJIT (12/30/12) (23 PTS, 12 REB)

JALEN CANNON @ SACRED HEART (1/5/13) (20 PTS, 16 REB)

JALEN CANNON VS. FDU (1/19/13) (14 PTS, 10 REB)

JALEN CANNON VS. LIU (1/24/13) (21 PTS, 10 REB)

AKEEM JOHNSON VS. ST. JOHN'S (12/15/12) (13 PTS, 11 REB)

TRAVIS NICHOLS VS. COLGATE (12/22/12) (20 PTS, 12 REB)

### 20-POINT GAMES

JALEN CANNON VS. ARMY (23)

JALEN CANNON @ BROWN (20)

JALEN CANNON @ BOSTON COLLEGE (23)

JALEN CANNON VS. COLGATE (24)

JALEN CANNON @ NJIT (23)

JALEN CANNON @ SACRED HEART (20)

JALEN CANNON VS. LIU-BROOKLYN (21)

TRAVIS NICHOLS VS. ALBANY (21)

TRAVIS NICHOLS VS. COLGATE (20)

TRAVIS NICHOLS @ WAGNER (20)

### 30-POINT GAMES

### 10+ASSISTS

### 10+REBOUNDS

JALEN CANNON @ LAFAYETTE (11/9/12) (13 REBOUNDS)

JALEN CANNON @ ILLINOIS (11/12/12) (11 REBOUNDS)

JALEN CANNON VS. ARMY (11/20/12) (10 REBOUNDS)

JALEN CANNON @ BOSTON COLLEGE (12/8/12) (13 REBOUNDS)

JALEN CANNON VS. ST. JOHN'S (12/15/12) (11 REBOUNDS)

JALEN CANNON @ NJIT (12/30/12) (12 REBOUNDS)

JALEN CANNON @ SACRED HEART (1/5/13) (16 REBOUNDS)

JALEN CANNON VS. FDU (1/19/13) (10 REBOUNDS)

JALEN CANNON VS. LIU-BROOKLYN (1/24/13) (10 REBOUNDS)

AKEEM JOHNSON VS. ST. JOHN'S (12/15/12) (11 REBOUNDS)

TRAVIS NICHOLS VS. COLGATE (12/22/12) (12 REBOUNDS)

### LAST TIME A TERRIER PLAYER...

SCORED 30 OR MORE POINTS, RICKY CADELL, 33,

2/26/09 VS. SACRED HEART

SCORED 40 OR MORE POINTS, STEVEN HOWARD, 40,

2/12/2000 @ UMBC

GRABBED 15 OR MORE REBOUNDS, JALEN CANNON, 16 @ SACRED HEART (1/5/13)

SWATTED 5 OR MORE BLOCKS, JAMES ST. ROBERT, 5, 1/12/06 VS. RMU

DISHED OUT 10 OR MORE ASSISTS, AKEEM BENNETT, 10, 1/7/10 VS. ST. FRANCIS (PA)

HIT 10 TREYS (NEVER), JAMAAL WOMACK @ RMU, 9, 2/22/07

### NABBED 5 OR MORE STEALS

BRENT JONES (1/3/13) AT QUINNIPIAC

### LAST TIME THE TERRIERS...

SCORED 100 POINTS, 2/17/2007 VS. ROBERT MORRIS (W, 102-97) 2OT

OPPONENTS SCORED 100 POINTS, 2/21/2005, VS. FDU (W, 110-103)

HIT 15 OR MORE 3-POINTERS, 15 @ SACRED HEART (1/7/12)

MONMOUTH, 49

DISHED OUT 20 OR MORE ASSISTS, 1/5/08 VS. CCSU, 22

HAD 10 OR MORE STEALS, 11/21/10 VS. HOWARD, 12

HAD 5 SCORE IN DOUBLE FIGURES, 1/13/12 VS. MONMOUTH

WON BY 20, 2/5/11 SACRED HEART, 78-51

WON BY 30, 2/2/04 VS. SFPA (84-54)

LOST BY 30, 12/20/10 VS. NORTHWESTERN (92-61)

LOST BY 35+, 1/31/2008 @ MOUNT ST. MARY'S (97-60)

LOST BY 40+ 12/3/2011 @ WAGNER (90-50)

WON IN OVERTIME, 11/24/12 @ BROWN (76-72)

LOST IN OVERTIME, 11/12/11 @ SETON HALL, 75-71

OVERCAME DEFICIT OF 10+, 1/3/13 @ QUINNIPIAC (TRAILED BY 14 IN FIRST HALF)

## 2012-13 St. Francis Brooklyn Starting Line-Ups

DATE	OPPONENT	GUARD	GUARD	FORWARD	FORWARD	CENTER
11/9	@LAFAYETTE	BRENT JONES	BEN MOCKFORD	KEVIN DOUGLAS	JALEN CANNON	AKEEM JOHNSON
11/12	@ ILLINOIS	BRENT JONES	BEN MOCKFORD	KEVIN DOUGLAS	JALEN CANNON	AKEEM JOHNSON
11/20	ARMY	BRENT JONES	BEN MOCKFORD	KEVIN DOUGLAS	JALEN CANNON	AKEEM JOHNSON
11/24	@ BROWN	BRENT JONES	BEN MOCKFORD	KEVIN DOUGLAS	JALEN CANNON	AKEEM JOHNSON
11/29	@ NORFOLK ST.	BRENT JONES	BEN MOCKFORD	KEVIN DOUGLAS	JALEN CANNON	AKEEM JOHNSON
12/5	@ ALBANY	BRENT JONES	BEN MOCKFORD	KEVIN DOUGLAS	JALEN CANNON	AKEEM JOHNSON
12/8	@ BOSTON COLLEGE	BRENT JONES	BEN MOCKFORD	KEVIN DOUGLAS	JALEN CANNON	AKEEM JOHNSON
12/11	STONY BROOK	BRENT JONES	BEN MOCKFORD	KEVIN DOUGLAS	JALEN CANNON	AKEEM JOHNSON
12/15	ST. JOHN'S (BARCLAYS)	BRENT JONES	BEN MOCKFORD	KEVIN DOUGLAS	JALEN CANNON	AKEEM JOHNSON
12/22	COLGATE	BRENT JONES	BEN MOCKFORD	KEVIN DOUGLAS	JALEN CANNON	AKEEM JOHNSON
12/30	@NJIT	BRENT JONES	BEN MOCKFORD	KEVIN DOUGLAS	JALEN CANNON	AKEEM JOHNSON
1/3	@QUINNIAC	BRENT JONES	BEN MOCKFORD	KEVIN DOUGLAS	JALEN CANNON	AKEEM JOHNSON
1/5	@SACRED HEART	BRENT JONES	BEN MOCKFORD	KEVIN DOUGLAS	JALEN CANNON	AKEEM JOHNSON
1/10	MOUNT	BRENT JONES	BEN MOCKFORD	KEVIN DOUGLAS	JALEN CANNON	AKEEM JOHNSON
1/12	@ WAGNER	BRENT JONES	BEN MOCKFORD	ALEX ISAILOVIC	JALEN CANNON	AKEEM JOHNSON
1/17	MONMOUTH	BRENT JONES	BEN MOCKFORD	ALEX ISAILOVIC	JALEN CANNON	AKEEM JOHNSON
1/19	FDU	BRENT JONES	BEN MOCKFORD	ALEX ISAILOVIC	JALEN CANNON	AKEEM JOHNSON
1/19	FDU	DRE CALLOWAY	BEN MOCKFORD	ALEX ISAILOVIC	JALEN CANNON	AKEEM JOHNSON

### NORTHEAST CONFERENCE PLAYER OF THE WEEK AWARD WINNERS

12/31/12

JALEN CANNON (Co-PLAYER)



### NORTHEAST CONFERENCE ROOKIE OF THE WEEK AWARD WINNERS



## 2012-2013 ST. FRANCIS BROOKLYN PLAYER PROFILES

### # 32 DRE CALLOWAY

YEAR: SENIOR

POSITION: GUARD

HEIGHT: 6-0

WEIGHT: 175

HOMETOWN: HARLEM, NEW YORK

HIGH SCHOOL: LINCOLN (Co.)



CAREER HIGHS	CATEGORY	SEASON
15 vs. MOUNT ST. MARY'S (1/15/11)	POINTS	9 (2x) LATEST @ NJIT (12/30/12)
6 (2x) LATEST vs. LONG ISLAND (2/12/11)	FIELD GOALS	4 @ LAFAYETTE (11/9/12)
3 @ LAFAYETTE (11/16/11)	FIELD GOALS ATTEMPTED	8 @ ILLINOIS (11/12)
1 (3x) LATEST @ BROWN (11/24/12)	3PT FIELD GOALS	1 @ BROWN (11/24/12)
3 vs. COLGATE (12/7/10)	3PT FIELD GOALS ATTEMPTED	1 @ BROWN (11/24/12)
6 vs. COLGATE (12/7/10)	FREE THROWS MADE	5 @ NJIT (12/30/12)
10 vs. WAGNER (1/13/11)	FREE THROWS ATTEMPTED	8 @ NJIT (12/30/12)
6 vs. ROBERT MORRIS (1/22/11)	REBOUNDS	3 @ WAGNER (1/12/13)
9 vs. BRYANT (2/26/11)	ASSISTS	8 vs. ST. JOHN'S (12/15/12)
7 @ SETON HALL (11/12/11)	TURNOVERS	3 (4x) LATEST @ WAGNER (1/12/13)
1 (2x) LATEST @ LAFAYETTE (11/9/12)	BLOCKS	1 (2x) LATEST vs. ARMY (11/20/12)
5 vs. HOWARD (11/21/10)	STEALS	4 (2x) LATEST @ NJIT (12/30/12)
35 vs. CENTRAL CONN. 3/3/11)	MINUTES	23 (2x) LATEST @ WAGNER (1/12/13)

2012-2013: CAME OFF THE BENCH AND SCORED NINE POINTS IN 21 MINUTES ON 4-OF-7 SHOOTING...SCORED SIX POINTS AND DISTRIBUTED A SEASON-HIGH SIX ASSISTS AT BROWN (11/24)...RECORDED A SEASON-HIGH FOUR STEALS AT UALBANY (12/5/12)...DID NOT PLAY AT BOSTON COLLEGE (FOOT)...RETURNED TO THE LINEUP AGAINST STONY BROOK AND RECORDED THREE STEALS...HANDED OUT A SEASON-HIGH EIGHTS ASSISTS AGAINST ST. JOHN'S IN THE BARCLAYS CENTER (12/15/2012). HANDED OUT 5 ASSISTS AND ADDED 9 POINTS AND FOUR STEALS IN 18 MINUTES AGAINST NJIT (12/30/12)...MADE HIS FIRST START OF THE SEASON vs. LIU-BROOKLYN (1/24/13) AND PLAYED 17 MINUTES.

2011-2012: RECEIVED A MEDICAL RED-SHIRT AFTER SUFFERING A SEASON-ENDING SHOULDER INJURY...STARTED THE FIRST FIVE CONTESTS AND WAS AVERAGING 24.0 MINUTES PER GAME...WAS PUTTING UP 84 POINTS, 2.2 REBOUNDS, AND 34 ASSISTS PER GAME...SCORED A SEASON-HIGH 14 POINTS AT LAFAYETTE (11/16/11)AND DISHED OUT SIX ASSISTS AT SETON HALL (11/12/11).

2010-2011: RANKED EIGHTH IN THE CONFERENCE IN ASSISTS/TURNOVER RATIO (1.85) AND WAS 10TH IN ASSISTS (3.64 PG.)...REACHED DOUBLE-FIGURES IN SCORING IN EIGHT CONTESTS...POURED IN A SEASON-HIGH 15 POINTS ON 6-FOR-10 SHOOTING AGAINST MOUNT ST. MARY'S (1/15/11)...SCORED 14 POINTS AGAINST COLGATE (12/7/10) AND IN THE MSG HOLIDAY FESTIVAL VERSUS NORTHWESTERN (12/20/10)...HANDED OUT SEVEN OR MORE ASSISTS ON FIVE DIFFERENT OCCASIONS...DISTRIBUTED A CAREER-BEST NINE HELPERS AND DID NOT HAVE A TURNOVER IN THE VICTORY AGAINST BRYANT (2/26/11)...RACKED UP A SEASON-BEST FIVE STEALS AND ADDED 12 POINTS ON 5-OF-8 SHOOTING IN THE VICTORY AGAINST HOWARD (11/21/10), HIS FIRST CAREER HOME GAME...DELIVERED EIGHT ASSISTS AND DID NOT COMMIT A SINGLE TURNOVER IN THE HOME WIN AGAINST NJIT (12/30/10)...ALSO DISHED OUT EIGHT ASSISTS AGAINST DARTMOUTH (12/14/11)...SCORED 13 POINTS ON 6-FOR-9 SHOOTING AND COMPILED SEVEN ASSISTS AGAINST LONG ISLAND (2/12/11) IN THE "BATTLE OF BROOKLYN"...GRABBED A CAREER-HIGH SIX REBOUNDS AT ROBERT MORRIS (1/22/11)...PLAYED A SEASON-HIGH 35 MINUTES IN THE TERRIERS' NEC TOURNAMENT QUARTERFINAL GAME AT CENTRAL CONNECTICUT STATE (3/3/11).

PRIOR TO ST. FRANCIS: PLAYED AT NORTHEASTERN JUNIOR COLLEGE IN STERLING, COLORADO PRIOR TO ARRIVING IN BROOKLYN HEIGHTS. HE MANAGED TO AVERAGE 70 POINTS, 3.2 ASSISTS (3-1 ASSIST/TURNOVER RATIO), AND 1.0 STEALS PER GAME FOR THE PLAINSMEN DESPITE MISSING A MONTH DUE TO SICKNESS. PRIOR TO NORTHEASTERN, THE MANHATTAN (NY) NATIVE HELPED LEAD LINCOLN HIGH SCHOOL (DENVER, COLORADO) TO THE CLASS 4A STATE FINALS IN 2008 AND SCORED 14 POINTS IN THE CHAMPIONSHIP GAME. CALLOWAY, WHO BEGAN HIS HIGH SCHOOL CAREER AT RICE (NY) IN 2004-2005, WAS A 2008 DENVER POST ALL STATE 1ST TEAM PICK. HE ALSO ATTENDED OUR SAVIOUR LUTHERAN (NY) FROM 2005 THROUGH 2007.

#### CALLOWAY'S CAREER STATISTICS

YEAR	GP/S	FGM-FGA	FG%	3FGM-3FGA	3FG%	FTM-FTA	FT%	PTS	PPG	REB	RPG	AST	TO	BLK	STL
10-11	28/27	67-175	.383	2-24	.083	46-96	.479	182	6.5	68	2.4	102	55	1	28
11-12	5/5	15-39	.385	0-3	.000	12-25	.480	42	8.4	11	2.2	17	18	1	4
12-13	17/1	24-70	.343	1-5	.200	25-53	.472	74	4.4	23	1.4	54	30	2	19
Totals	48/33	106-282	.376	3-32	.097	82-172	.477	297	6.3	95	0.9	171	99	4	51

# 2012-13 St. FRANCIS BROOKLYN PLAYER PROFILES

## 2012-13 St.Francis Brooklyn Basketball St.Francis Brooklyn Individual Game-by-Game (as of Jan 24, 2013) All games

### #32 CALLOWAY, Dre

Opponent	Date	gs	min	Total		3-Pointers		Free throws		Rebounds				pf	a	t/o	blk	stl	pts	avg
				fg-fga	pct	3fg-fga	pct	ft-fta	pct	off	def	tot	avg							
at Lafayette	11/09/12		21	4-7	.571	0-0	.000	1-3	.333	0	1	1	1.0	2	2	3	1	0	9	9.0
at Illinois	11/12/12		20	1-8	.125	0-1	.000	3-4	.750	0	2	2	1.5	2	1	3	0	0	5	7.0
ARMY	11/20/12		23	0-4	.000	0-0	.000	1-4	.250	1	0	1	1.3	2	2	3	1	0	1	5.0
at Brown	11/24/12		21	2-3	.667	1-1	1.000	1-4	.250	0	0	0	1.0	0	6	1	0	2	6	5.3
at Norfolk State	11/29/12		19	2-4	.500	0-1	.000	0-2	.000	0	2	2	1.2	0	2	0	0	0	4	5.0
at Albany	12/05/12		19	1-2	.500	0-0	.000	0-2	.000	0	2	2	1.3	2	2	2	0	4	2	4.5
STONY BROOK UNIVERSITY	12/11/12		16	1-3	.333	0-1	.000	4-6	.667	0	0	0	1.1	3	1	1	0	3	6	4.7
vs St. John's	12/15/12		24	1-5	.200	0-0	.000	1-3	.333	1	2	3	1.4	1	8	4	0	0	3	4.5
COLGATE	12/22/12		16	1-5	.200	0-1	.000	0-0	.000	1	0	1	1.3	0	5	1	0	1	2	4.2
at NJIT	12/30/12		18	2-5	.400	0-0	.000	5-8	.625	0	0	0	1.2	5	5	1	0	4	9	4.7
at Quinnipiac University	01/03/13		11	0-1	.000	0-0	.000	0-2	.000	0	1	1	1.2	3	4	1	0	0	0	4.3
at Sacred Heart	01/05/13		17	3-5	.600	0-0	.000	0-0	.000	0	0	0	1.1	0	1	1	0	1	6	4.4
THE MOUNT	01/10/13		18	2-4	.500	0-0	.000	3-4	.750	0	1	1	1.1	3	4	3	0	3	7	4.6
at WAGNER	01/12/13		23	0-2	.000	0-0	.000	4-4	1.000	1	2	3	1.2	1	4	3	0	0	4	4.6
MONMOUTH	01/17/13		21	2-6	.333	0-0	.000	0-2	.000	1	0	1	1.2	2	3	1	0	0	4	4.5
FAIRLEIGH DICKINSON	01/19/13		19	2-4	.500	0-0	.000	1-3	.333	1	1	2	1.3	4	2	1	0	1	5	4.6
LIU BROOKLYN	1/24/13	*	17	0-2	.000	0-0	.000	1-2	.500	2	1	3	1.4	3	2	1	0	0	1	4.4
Totals		1	323	24-70	.343	1-5	.200	25-53	.472	8	15	23	1.4	33	54	30	2	19	74	4.4

Games played: 17  
Minutes/game: 19.0  
Points/game: 4.4  
FG Pct: 34.3  
3FG Pct: 20.0  
FT Pct: 47.2

Rebounds/game: 1.4  
Assists/game: 3.2  
Turnovers/game: 1.8  
Assist/turnover ratio: 1.8  
Steals/game: 1.1  
Blocks/game: 0.1

## 2012-13 ST. FRANCIS BROOKLYN PLAYER PROFILES

### # 30 AKEEM JOHNSON

YEAR: SENIOR

POSITION: FORWARD/CENTER

HEIGHT: 6-6

WEIGHT: 200

HOMETOWN: BROOKLYN, NEW YORK

PREVIOUS SCHOOL: SUSAN MCKINNEY



CATEGORY	CAREER HIGHS	SEASON HIGHS
POINTS	24 vs. LIU BROOKLYN (2/8/12)	17 @ SACRED HEART (1/5/13)
FIELD GOALS	11 vs. LIU BROOKLYN (2/8/12)	6 (2x) LATEST @ SACRED HEART (1/5/13)
FIELD GOALS ATTEMPTED	17 vs. LIU BROOKLYN (2/8/12)	14 vs. STONY BROOK (12/11/12)
3PT FIELD GOALS	0	
3PT FIELD GOALS ATTEMPTED	0	
FREE THROWS MADE	8 (3x) LATEST @ SFPA (1/26/12)	5 (2x) LATEST vs. FDU (1/19/13)
FREE THROWS ATTEMPTED	16 vs. DARTMOUTH (12/14/10)	8 @ LAFAYETTE (11/9/12)
REBOUNDS	11 (3x) LATEST vs. ST. JOHN'S (12/15/2012)	11 vs. ST. JOHN'S (12/15/2012)
ASSISTS	4 vs. MONMOUTH (1/17/13)	4 vs. MONMOUTH (1/17/13)
TURNOVERS	5 (3x) LATEST vs. ARMY (11/20/12)	5 vs. ARMY (11/20/12)
BLOCKS	3 (3x) LATEST vs. CCSU (2/2/12)	2 (3x) LATEST vs. MONMOUTH (1/17/13)
STEALS	4 @ LIU (2/12/12)	3 (2x) LATEST vs. MOUNT (1/10/13)
MINUTES		34 @ BROWN (11/24/12)

**2012-2013:** PACED THE TERRIERS WITH 15 POINTS AND ADDED SIX BOARDS AT LAFAYETTE...PACED SFBK WITH 13 POINTS AT ILLINOIS (11/12)...HAD 15 PTS, 6 BOARDS, AND 2 BLOCKS AT NORFOLK STATE (11/29/12)...CAME UP WITH A SEASON-HIGH THREE STEALS AT BOSTON COLLEGE (12/8/12)...RECORDED HIS FIRST DOUBLE-DOUBLE OF THE SEASON WITH 13 POINTS AND 11 REBOUNDS AGAINST ST. JOHN'S (12/19/12)...SCORED THE GAME-WINNING LAYUP AT NJIT WITH FIVE SECONDS LEFT (12/30/12)...SCORED 17 POINTS ON 6-OF-7 SHOOTING AT SACRED HEART (1/5/13). PLAYED A TREMENDOUS ALL-AROUND GAME WITH 12 PTS (5-OF-6 FG) AND 8 BOARDS IN THE VICTORY OVER THE MOUNT ON THURSDAY. ALSO TIED A CAREER-HIGH WITH 3 ASSISTS AND MATCHED A SEASON-HIGH WITH 3 STEALS....DISHED A CAREER-BEST FOUR ASSIST AGAINST MONMOUTH (1/17/13).

**2011-2012:** STARTED 27 GAMES IN THE FRONT COURT...AVERAGED 11.8 POINTS AND 5.2 REBOUNDS PER GAME...SHOT 57 PERCENT FROM THE FLOOR, WHICH WAS GOOD FOR THIRD IN THE NEC ...SCORED 19 POINTS IN THE VICTORY AT NJIT (11/26/11)...GRABBED A SEASON-BEST EIGHT BOARDS AGAINST ALBANY (12/19/11)...SCORED 10 POINTS AND BLOCKED A CAREER-HIGH THREE SHOTS AND CAME UP WITH THREE STEALS AGAINST BROWN (12/29/11)...SCORED 18 POINTS AND ADDED A CAREER-HIGH THREE ASSISTS AGAINST QUINNIPIAC (1/5/12)...MATCHED HIS THEN CAREER-HIGH WITH 22 POINTS AT SFPA (1/26/12)...SCORED 16 POINTS (7-11 FG) AND TIED A CAREER-HIGH WITH THREE BLOCKS IN THE VICTORY AGAINST CCSU (2/2/12)...POURED IN A CAREER-HIGH 24 POINTS IN JUST 27 MINUTES AGAINST LIU AT MSG (2/8/12)...FOLLOWED THAT UP WITH 23 POINTS, A SEASON-HIGH 9 REBOUNDS, AND A CAREER-BEST FOUR STEALS vs. LIU (2/12/12).

**2010-2011:** PLAYED IN 28 GAMES AND MADE NINE STARTS IN THE MIDDLE. ...SHOT 51 PERCENT (88-FOR-172) FROM THE FLOOR AND AVERAGED 8.9 POINTS PER GAME. ...WAS ALSO SECOND ON THE SQUAD IN REBOUNDING (5.0 PG.) BEHIND GRADUATED GUARD AKEEM BENNETT. ...MADE NINE CONSECUTIVE STARTS FROM DECEMBER 21 THROUGH JANUARY 22ND ...PRODUCED THREE "DOUBLE-DOUBLES" ON THE SEASON. ...WENT AN ASTONISHING 25-FOR-34 FROM THE FIELD (74 PERCENT) OVER A FOUR-GAME STRETCH IN EARLY DECEMBER. ...PRODUCED HIS FIRST CAREER 20-POINT GAME IN THE ROAD VICTORY AGAINST CANISIUS (12/10/10) AS HE SCORED 21 POINTS ON 8-OF-11 SHOOTING, AND ALSO GRABBED EIGHT BOARDS. ...FOLLOWED THAT UP WITH A CAREER-BEST 22 POINTS (7-FOR-10 FGA) AND 10 CAROMS IN THE HOME VICTORY VERSUS DARTMOUTH (12/14/10). ...MANUFACTURED HIS SECOND "DOUBLE-DOUBLE" OF THE SEASON (15 POINTS, 10 REBOUNDS) IN THE MADISON SQUARE GARDEN HOLIDAY FESTIVAL CONSOLATION GAME AGAINST DAVIDSON (12/21/10). ...SEVEN OF THOSE REBOUNDS WERE ON THE OFFENSIVE GLASS. ...ADDED HIS THIRD "DOUBLE-DOUBLE" (13 POINTS, 11 REBOUNDS) IN THE HOME VICTORY AGAINST NJIT (12/30/10). ...ALSO PUT IN STRONG EFFORTS AT ROBERT MORRIS (1/22/11) WITH 10 POINTS AND EIGHT REBOUNDS AND AGAINST LONG ISLAND (2/12/11) IN THE "BATTLE OF BROOKLYN" (10 POINTS, NINE REBOUNDS).

**2009-2010:** AVERAGED 7.7 PPG. OVER THE LAST 15 CONTESTS AND SHOT .617 PERCENT (50-81) FROM THE FIELD. ...SHOT 56.9 PERCENT FROM THE FLOOR FOR THE SEASON. ...GRABBED A SEASON-HIGH 11 BOARDS AGAINST BRYANT (2/25/10). ...SCORED SIX POINTS AGAINST LAFAYETTE. ...RECORDED SEVEN POINTS IN THE WIN AT COLUMBIA (1/11). ...SCORED NINE POINTS ON 4-5 FGA IN THE WIN AT THE MOUNT (1/14). ...SCORED A SEASON-HIGH 12 POINTS VERSUS THE MOUNT ON 6-OF-9 SHOOTING (1/21/10). ...CONVERTED 7-OF-8 FIELD GOAL ATTEMPTS EN ROUTE TO A SEASON-HIGH 14 POINTS AT QUINNIPIAC (2/11/10). ...ALSO WAS IN DOUBLE-DIGITS IN SCORING AGAINST LONG ISLAND (2/4/10) AND SACRED HEART (2/13/10).

**PRIOR TO ST. FRANCIS:** DOMINATED THE PSAL AVERAGING 25.3 POINTS AND 12.1 REBOUNDS AT SUSAN S. MCKINNEY AS A SENIOR...ONCE SCORED 28 POINTS AND ADDED 17 REBOUNDS AND 3 BLOCKS AGAINST TRANSIT TECH.

#### JOHNSON'S CAREER STATISTICS

YEAR	GP/S	FGM-FGA	FG%	3FGM-3FGA	3FG%	FTM-FTA	FT%	PTS	PPG	REB	RPG	AST	BLK	STL
09-10	27/0	62-109	.569	0-0	.000	19-43	.442	143	5.3	75	2.8	4	9	11
10-11	28/9	88-172	.512	0-0	.000	72-122	.590	248	8.9	140	5.8	4	15	14
11-12	28/27	117-204	.574	0-0	.000	83-119	.697	317	11.3	143	5.1	26	28	20
12-13	18/18	68-139	.489	0-0	.000	40-58	.690	176	9.8	91	5.1	27	12	15
Totals	102/54	334-620	.539	0-0	.000	214-342	.626	882	8.7	442	4.4	61	64	59

## 2012-13 ST. FRANCIS BROOKLYN PLAYER PROFILES

### 2012-13 St.Francis Brooklyn Basketball St.Francis Brooklyn Individual Game-by-Game (as of Jan 24, 2013) All games

#### #30 JOHNSON, Akeem

Opponent	Date	gs	min	Total		3-Pointers		Free throws		Rebounds				pf	a	t/o	blk	stl	pts	avg	
				fg-fga	pct	3fg-fga	pct	ft-fa	pct	off	def	tot	avg								
at Lafayette	11/09/12	*	29	5-11	.455	0-0	.000	5-8	.625	4	2	6	6.0	3	1	4	0	1	15	15.0	
at Illinois	11/12/12	*	26	4-8	.500	0-0	.000	5-6	.833	2	0	2	4.0	1	1	1	0	0	13	14.0	
ARMY	11/20/12	*	18	2-5	.400	0-0	.000	0-0	.000	1	4	5	4.3	3	1	5	0	0	4	10.7	
at Brown	11/24/12	*	34	4-7	.571	0-0	.000	1-2	.500	0	2	2	3.8	2	1	1	0	1	9	10.3	
at Norfolk State	11/29/12	*	31	6-8	.750	0-0	.000	3-3	1.000	3	3	6	4.2	3	0	4	2	0	15	11.2	
at Albany	12/05/12	*	23	4-10	.400	0-0	.000	1-2	.500	1	3	4	4.2	0	2	2	0	1	9	10.8	
at Boston College	12/8/12	*	32	4-9	.444	0-0	.000	1-2	.500	3	5	8	4.7	2	2	1	0	3	9	10.6	
STONY BROOK UNIVERSITY	12/11/12	*	30	4-14	.286	0-0	.000	3-5	.600	2	2	4	4.6	1	1	4	1	1	11	10.6	
vs St. John's	12/15/12	*	32	4-13	.308	0-0	.000	5-7	.714	6	5	11	5.3	1	2	1	1	1	13	10.9	
COLGATE	12/22/12	*	20	2-3	.667	0-0	.000	2-3	.667	0	2	2	5.0	2	3	1	2	0	6	10.4	
at NJIT	12/30/12	*	27	5-8	.625	0-0	.000	0-0	.000	3	1	4	4.9	2	2	2	2	0	10	10.4	
at Quinnipiac University	01/03/12	*	20	3-5	.600	0-0	.000	0-0	.000	1	4	5	4.9	3	1	2	1	1	6	10.0	
at Sacred Heart	01/05/13	*	24	6-7	.857	0-0	.000	5-7	.714	2	4	6	5.0	5	1	2	1	0	17	10.5	
THE MOUNT	01/10/13	*	28	5-6	.833	0-0	.000	2-2	1.000	1	7	8	5.2	1	3	2	0	3	12	10.6	
at WAGNER	01/12/13	*	18	2-7	.286	0-0	.000	0-1	.000	3	2	5	5.2	1	1	1	0	2	4	10.2	
MONMOUTH	01/17/13	*	28	6-8	.750	0-0	.000	2-3	.667	2	4	6	5.3	4	4	0	2	0	14	10.4	
FAIRLEIGH DICKINSON	01/19/13	*	20	1-6	.167	0-0	.000	5-7	.714	3	1	4	5.2	3	1	1	0	0	7	10.2	
LIU BROOKLYN	1/24/13	*	15	1-4	.250	0-0	.000	0-0	.000	2	1	3	5.1	3	0	1	0	1	2	9.8	
Totals			18	455	68-139	.489	0-0	.000	40-58	.690	39	52	91	5.1	40	27	35	12	15	176	9.8

Games played: 18  
Minutes/game: 25.3  
Points/game: 9.8  
FG Pct: 48.9  
FT Pct: 69.0

Rebounds/game: 5.1  
Assists/game: 1.5  
Turnovers/game: 1.9  
Assist/turnover ratio: 0.8  
Steals/game: 0.8  
Blocks/game: 0.7

## 2012-13 ST. FRANCIS BROOKLYN PLAYER PROFILES

### # 14 TRAVIS NICHOLS

YEAR: SENIOR

POSITION: FORWARD

HEIGHT: 6-4

WEIGHT: 220

HOMETOWN: BROOKLYN, NEW YORK

HIGH SCHOOL: FOOD & FINANCE



CAREER HIGHS	CATEGORY	SEASON HIGHS
24 @ SETON HALL (11/12/11) PRUDENTIAL CENT.	POINTS	21 @ UALBANY (12/5/2012)
10 @ SETON HALL (11/12/11)	FIELD GOALS	8 @ UALBANY (12/5/2012)
17 vs. ALBANY (12/19/11)	FIELD GOALS ATTEMPTED	16 vs. FDU (1/19/13)
7 vs ALBANY (12/19/11)	3PT FIELD GOALS	4 vs. COLGATE (12/22/12)
11 vs. ALBANY (12/19/11)	3PT FIELD GOALS ATTEMPTED	9 @ WAGNER (1/12/13)
4 vs. (3x) LATEST vs. BRYANT (2/26/11)	FREE THROWS	4 vs. ARMY (11/20/12)
5 @ MONMOUTH (1/27/11)	FREE THROWS ATTEMPTED	4 vs. ARMY (11/20/12)
14 @ SETON HALL (11/12/11)	REBOUNDS	10 vs. COLGATE (12/22/12)
2@QUINNIPIAC(1/3/13)	ASSISTS	2@ QUINNIPIAC (1/3/13))
3 (2x) LATEST @ MT. ST. MARY'S (12/1/11)	TURNOVERS	1 (2x) LATEST @ WAGNER (1/12/13)
2 @ COLGATE (12/10/11)	BLOCKS	1 vs. COLGATE (12/22/12)
3 @ SETON HALL (11/12/11)	STEALS	0
42 @ SETON HALL (11/12/11)	MINUTES	27 (2x) LATEST vs. COLGATE (12/22/12)

**2012-2013:** SCORED 7 POINTS OFF THE BENCH AT LAFAYETTE...CAME OFF THE BENCH TO SCORE 21 POINTS IN 27 MINUTES AT UALBANY (12/5/12), INCLUDING 15 IN THE FIRST HALF IN 13 MINUTES. CONNECTED ON 3-OF-4 TREYS. SCORED 20 POINTS IN 27 MINUTES OFF THE BENCH IN THE VICTORY AGAINST COLGATE (12/22/12)...Hit 6-OF-12 FIELD GOALS AND WAS 4-FOR-8 FROM DOWNTOWN. ALSO ADDED 12 REBOUNDS FOR HIS 4TH CAREER "DOUBLE-DOUBLE."CAME OFF BENCH TO SCORE 15 POINTS IN 24 MINUTES IN THE VICTORY AT QUINNIPIAC (1/3/13)...PRODUCED 10 PTS AND 9 REBOUNDS vs. THE MOUNT ON THURSDAY. CAME OFF THE BENCH TO SCORE 20 POINTS IN 25 MINUTES AT WAGNER (1/12/13).

**2011-2012:** ENJOYED A CAREER-GAME WITH 25 POINTS AND 14 REBOUNDS IN THE SEASON-OPENER AT SETON HALL (11/12/11)... WAS NAMED THE NEC PLAYER OF THE WEEK AFTER THE OUTBURST...SCORED 23 POINTS ON 7-OF-11 3-POINT SHOOTING VERSUS ALBANY (12/19/11)...PLAYED A SEASON-LOW 8 MINUTES AGAINST QUINNIPIAC (1/5/12) AFTER A 10 MINUTE OUTING AT ARMY (12/31/11)...CAME OFF THE BENCH TO SCORE 16 POINTS IN 22 MINUTES IN THE VICTORY AT ROBERT MORRIS AFTER ADDING 11 POINTS IN 15 MINUTES IN THE WIN AT ST. FRANCIS (PA) ON 1/26/12...SCORED 14 OF HIS 16 POINTS IN THE FIRST HALF OF THE TERRIERS WIN vs. CCSU (2/2/12) AND ADDED SEVEN BOARDS...SCORED ALL OF HIS 13 POINTS IN THE SECOND HALF vs. BRYANT (2/4/12)...SCORED 10 OF HIS 12 POINTS IN THE SECOND-HALF AT LIU (2/12/12)...CONVERTED A PUT-BACK WITH 1.6 SECONDS REMAINING TO GIVE THE TERRIERS A 58-56 WIN vs. SACRED HEART (2/18/12).

**2010-2011:** BECAME THE TERRIERS' GO-TO GUY OFF THE BENCH OVER THE FINAL 11 CONTESTS, AVERAGING 11.7 POINTS IN 20.0 MINUTES PER OUTING ...AVERAGED AN IMPRESSIVE 7.3 POINTS PER CONTEST IN JUST 14.0 MINUTES PER GAME ON THE SEASON. ...ERUPTED FOR A THEN CAREER-HIGH 19 POINTS AND ADDED SIX BOARDS IN THE MADISON SQUARE GARDEN HOLIDAY FESTIVAL SEMIFINAL AGAINST NORTHWESTERN. ...WAS ON FIRE AGAINST THE WILDCATS, HITTING 6-OF-8 FIELD GOAL ATTEMPTS, INCLUDING 3-OF-3 FROM BEHIND THE ARC, AS WELL AS A PERFECT 4-FOR-4 FROM THE CHARITY STRIPE IN JUST 23 MINUTES. ...THE EXPLOSION EARNED NICHOLS HIS ONLY START OF THE SEASON THE NEXT NIGHT AGAINST DAVIDSON IN THE CONSOLATION GAME AT THE GARDEN. ...WAS INSTANT OFFENSE OVER A SIX-GAME STRETCH FROM JANUARY 27TH THROUGH FEBRUARY 12TH, REACHING DOUBLE-FIGURES IN EACH GAME WHILE POURING IN 13.7 POINTS ON 30-OF-49 FIELD GOAL SHOOTING (61 PERCENT). ...ALSO HIT 13-OF-27 (48 PERCENT) FROM BEHIND THE ARC. ...PRODUCED HIS FIRST CAREER "DOUBLE-DOUBLE" WITH 12 POINTS AND 11 CAROMS AGAINST LONG ISLAND (2/12/11) IN THE "BATTLE OF BROOKLYN". ...ADDED ANOTHER "DOUBLE-DOUBLE" IN THE FINAL REGULAR-SEASON CONTEST AGAINST BRYANT (2/26/11) WITH 18 POINTS AND 10 BOARDS. ...PLAYED A SEASON-HIGH 29 MINUTES AND DELIVERED 15 POINTS ON 6-FOR-9 SHOOTING AGAINST QUINNIPIAC (2/3/11). ...RECORDED 11 POINTS AND FIVE REBOUNDS IN THE TERRIERS' NEC QUARTERFINAL CONTEST AGAINST CENTRAL CONNECTICUT STATE.

**PRIOR TO ST. FRANCIS:** STARRED AT FOOD & FINANCE HIGH SCHOOL IN MANHATTAN, HELPING THE SQUAD REACH THE PSAL CLASS A FINALS IN 2008. THAT SEASON, NICHOLS POURED IN 23.5 POINTS PER GAME AND WAS NAMED TO THE NY DAILY NEWS ALL-MANHATTAN SECOND TEAM AND WAS ALSO A NY POST ALL-PSAL HONORABLE MENTION PICK. LAST SEASON, HE AVERAGED 5.7 POINTS AND 3.7 REBOUNDS PER GAME AT GULF COAST (FL.) COMMUNITY COLLEGE. HE SHOT 45 PERCENT FROM THE FLOOR AND 35 PERCENT FROM BEHIND THE ARC. NICHOLS SCORED A

YEAR	GP/S	FGM-FGA	FG%	3FGM-3FGA	3FG%	FTM-FTA	FT%	PTS	PPG	REB	RPG	AST	TO	BLK	STL
2010-11	24/1	64-130	.492	24-65	.369	23-29	.793	175	7.3	85	3.5	0	12	0	9
2011-12	28/14	91-207	.440	46-113	.407	33-41	.805	261	9.3	117	4.2	7	37	3	15
2012-13	17/0	48-117	.410	22-62	.355	23-26	.885	141	8.3	69	4.1	6	12	2	1
Totals	67/15	204-448	.455	92-236	.389	75-92	.815	569	8.5	270	4.0	13	59	4	24

## 2012-13 ST. FRANCIS BROOKLYN PLAYER PROFILES

### 2012-13 St.Francis Brooklyn Basketball St.Francis Brooklyn Individual Game-by-Game (as of Jan 24, 2013) All games

#### #14 NICHOLS, Travis

Opponent	Date	gs	min	Total		3-Pointers		Free throws		Rebounds				pf	a	t/o	blk	stl	pts	avg
				fg-fga	pct	3fg-fga	pct	ft-fga	pct	off	def	tot	avg							
at Lafayette	11/09/12		13	3-5	.600	1-2	.500	0-0	.000	2	0	2	2.0	4	0	1	0	0	7	7.0
at Illinois	11/12/12		9	1-2	.500	0-1	.000	0-0	.000	0	1	1	1.5	2	1	0	0	0	2	4.5
ARMY	11/20/12		15	1-4	.250	1-2	.500	4-4	1.000	1	3	4	2.3	0	0	2	0	0	7	5.3
at Norfolk State	11/29/12		2	0-1	.000	0-1	.000	0-0	.000	0	0	0	1.8	0	0	0	0	0	0	4.0
at Albany	12/05/12		27	8-12	.667	3-4	.750	2-2	1.000	4	2	6	2.6	1	1	0	0	0	21	7.4
at Boston College	12/8/12		15	0-1	.000	0-1	.000	0-0	.000	0	3	3	2.7	3	0	1	0	0	0	6.2
STONY BROOK UNIVERSI	12/11/12		5	0-3	.000	0-3	.000	0-0	.000	0	0	0	2.3	0	0	1	0	0	0	5.3
vs St. John's	12/15/12		13	1-6	.167	1-6	.167	0-0	.000	0	2	2	2.3	2	0	0	0	0	3	5.0
COLGATE	12/22/12		27	6-12	.500	4-8	.500	4-5	.800	7	5	12	3.3	2	1	1	1	0	20	6.7
at NJIT	12/30/12		12	1-4	.250	1-3	.333	2-2	1.000	3	3	6	3.6	5	0	1	1	0	5	6.5
at Quinnipiac University	01/03/12		24	6-13	.462	3-7	.429	0-0	.000	2	3	5	3.7	1	2	0	0	0	15	7.3
at Sacred Heart	01/05/13		11	1-2	.500	0-0	.000	0-0	.000	0	2	2	3.6	2	0	1	0	0	2	6.8
THE MOUNT	01/10/13		23	4-7	.571	1-2	.500	1-2	.500	3	6	9	4.0	3	0	1	0	0	10	7.1
at WAGNER	01/12/13		25	7-15	.467	4-9	.444	2-2	1.000	1	5	6	4.1	1	0	1	0	0	20	8.0
MONMOUTH	01/17/13		14	2-8	.250	2-6	.333	2-3	.667	1	2	3	4.1	3	0	0	0	0	8	8.0
FAIRLEIGH DICKINSON	01/19/13		20	6-16	.375	1-4	.250	2-2	1.000	5	2	7	4.3	3	1	0	0	0	15	8.4
LIU BROOKLYN	1/24/13		16	1-6	.167	0-3	.000	4-4	1.000	1	0	1	4.1	2	0	2	0	1	6	8.3
Totals		0	271	48-117	.410	22-62	.355	23-26	.885	30	39	69	4.1	34	6	12	2	1	141	8.3

Games played: 17  
Minutes/game: 15.9  
Points/game: 8.3  
FG Pct: 41.0  
3FG Pct: 35.5  
FT Pct: 88.5

Rebounds/game: 4.1  
Assists/game: 0.4  
Turnovers/game: 0.7  
Assist/turnover ratio: 0.5  
Steals/game: 0.1  
Blocks/game: 0.1

## 2012-13 ST. FRANCIS BROOKLYN PLAYER PROFILES

### # 12 MILOS TRIVIC

YEAR: JUNIOR

POSITION: FORWARD

HEIGHT: 6-8

WEIGHT:

HOMETOWN: BELGRADE, SERBIA

PREVIOUS SCHOOL: SREDNJA TURISTICKA SKOLA



CAREER HIGHS	CATEGORY	SEASON HIGHS
7 @ S. FLORIDA (11/15/10)	POINTS	3 @ ILLINOIS (11/12/12)
3 @ S. FLORIDA (11/15/10)	FIELD GOALS	1 @ ILLINOIS (11/12/12)
3 @ S. FLORIDA (11/15/10)	FIELD GOALS ATTEMPTED	1 @ ILLINOIS (11/12/12)
1 (4x) LATEST @ ILLINOIS (11/12/12)	3PT FIELD GOALS	1 @ ILLINOIS (11/12/12)
1 (8x) LATEST @ ILLINOIS (11/12/12)	3PT FIELD GOALS ATTEMPTED	1 @ ILLINOIS (11/12/12)
4 vs. WAGNER	FREE THROWS	0
6 vs. WAGNER	FREE THROWS ATTEMPTED	0
4 vs. SACRED HEART (2/5/11)	REBOUNDS	0
1 (5x) LATEST @ WAGNER (12/3/11)	ASSISTS	0
2 vs. HOWARD (11/21/10)	TURNOVERS	0
1 vs. HOWARD (11/21/10)	BLOCKS	0
3 @ St. FRANCIS (PA) (1/20/11)	STEALS	0
16 @ St. FRANCIS (PA) (1/20/11)	MINUTES	2

2012-2013: HIT A TREY AT ILLINOIS (11/12/12).

2011-2012: MADE 14 APPEARANCES. . .PLAYED A SEASON-HIGH NINE MINUTES AT WAGNER (12/3/11). . .GRABBED A SEASON-HIGH TWO REBOUNDS AT LAFAYETTE (11/16/11). . .CAME UP WITH A STEAL AGAINST SETON HALL (11/12/11) AND WAGNER (1/19/12).

2010-2011: MADE AN APPEARANCE IN 25 CONTESTS AND MADE ONE START (BROWN, 11/24/10). . .MADE A HUGE IMPACT IN THE TERRIERS' SECOND GAME OF THE SEASON AT SOUTH FLORIDA. . .CONVERTED ALL THREE OF HIS FIELD GOAL ATTEMPTS, INCLUDING HIS FIRST CAREER TREY AGAINST THE BULLS EN-ROUTE TO A SEASON-HIGH SEVEN POINTS IN 11 MINUTES OF ACTION. . .CONTRIBUTED FOUR POINTS IN FOUR MINUTES IN THE HOME WIN AGAINST NEC RIVAL WAGNER (1/13/11). . .PLAYED A SEASON-HIGH 16 MINUTES AT St. FRANCIS (PA) (1/20/11) AND HAD THREE POINTS, THREE REBOUNDS, AND A CAREER-BEST THREE STEALS. . .SCORED FIVE POINTS AND CORRALLED A SEASON-BEST FOUR REBOUNDS IN 10 MINUTES OF ACTION AGAINST SACRED HEART (2/5/11).

PRIOR TO St. FRANCIS (N.Y.): PLAYED ON THE UNDER 18 AND UNDER 15 TEAMS WHILE IN SERBIA AND WON A GOLD MEDAL WITH EACH SQUAD. THE TEAM COMPETED IN BARCELONA AND MADRID IN 2005 AND 2009. AVERAGED 15.3 POINTS, 8.4 REBOUNDS, AND 6.5 ASSISTS FOR HIS PARTISAN JUNIOR TEAM THAT WON THE NATIONAL SERBIAN JUNIOR LEAGUE IN 2009. . . WAS NAMED THE 2006 MVP OF THE SERBIAN JUNIOR LEAGUE AFTER AVERAGING 23.0 POINTS AND 7.0 REBOUNDS PER GAME.

#### TRIVIC'S CAREER STATISTICS

YEAR	GP/S	FGM-FGA	FG%	3FGM-3FGA	FTM-FTA	FT%	PTS	PPG	REB	RPG	AST	TO	BLK	STL
2010-11	25/1	10-25	.400	3-7, .429	6-16	.375	29	1.2	21	1.1	4	12	1	0
2011-12	14/0	2-5	.400	0-1, .000	1-6	.167	5	0.6	5	0.4	2	2	0	3
2012-13	2/0	1-1	1.000	1-1, 1.000	0-0	.000	3	3.0	0	0.0	0	0	0	0
Totals	41/1	12-30	.400	4-9, .429	7-22	.318	37	0.8	26	0.8	6	14	1	3

## 2012-13 ST. FRANCIS BROOKLYN PLAYER PROFILES

### 2012-13 St.Francis Brooklyn Basketball St.Francis Brooklyn Individual Game-by-Game (as of Jan 24, 2013) All games

#### #12 TRIVIC, Milos

Opponent	Date	gs	min	Total		3-Pointers		Free throws		Rebounds				pf	a	t/o	blk	stl	pts	avg
				fg-fga	pct	3fg-fga	pct	ft-fta	pct	off	def	tot	avg							
at Illinois	11/12/12		2	1-1	1.000	1-1	1.000	0-0	.000	0	0	0	0.0	0	0	0	0	0	3	3.0
vs St. John's	12/15/12		1	0-0	.000	0-0	.000	0-0	.000	0	0	0	0.0	0	0	0	0	0	0	1.5
Totals		0	3	1-1	1.000	1-1	1.000	0-0	.000	0	0	0	0.0	0	0	0	0	0	3	1.5

Games played: 2

Minutes/game: 1.5

Points/game: 1.5

FG Pct: 100.0

3FG Pct: 100.0

## 2012-13 ST. FRANCIS COLLEGE BROOKLYN PLAYER PROFILES

### # 33 MATT MILK

YEAR: JUNIOR

POSITION: CENTER

HEIGHT: 6-8

WEIGHT: 240

HOMETOWN: WANTAGH, NY

HIGH SCHOOL: FORT LAUDERDALE (FL.) PINE CREST



CAREER HIGHS	CATEGORY	SEASON HIGHS
12 vs. MONMOUTH (1/12/12)	POINTS	4 @ NORFOLK STATE (11/29/12)
6 vs. MONMOUTH (1/12/12)	FIELD GOALS	2 @ NORFOLK STATE (11/29/12)
6 (3x) LATEST vs. MONMOUTH (1/12/12)	FIELD GOALS ATTEMPTED	2 @ NORFOLK STATE (11/29/12)
0	3PT FIELD GOALS	0
0	3PT FIELD GOALS ATTEMPTED	0
4 vs. SACRED HEART (2/5/11)	FREE THROWS	2 vs. ARMY (11/20/12)
5 vs. SACRED HEART (2/5/11)	FREE THROWS ATTEMPTED	2 vs. ARMY (11/20/12)
7 @ MONMOUTH (1/27/11)	REBOUNDS	4 @ WAGNER (1/12/13)
1 (3x) LATEST vs. QUINNIPIAC (1/5/12)	ASSISTS	1 vs. ARMY (11/20/12)
3 @ S. FLORIDA (11/15/10)	TURNOVERS	2 @ LAFAYETTE (11/12/12)
3 @ CANISIUS (12/10/10)	BLOCKS	1 (2x) LATEST @ NORFOLK STATE (11/29/12)
2 vs. ROBERT MORRIS (12/4/10)	STEALS	0
27 @ S. FLORIDA (11/15/10)	MINUTES	13 @ BROWN (11/24/12)

**2011-2012:** AVERAGED 9.6 MINUTES PER GAME...SHOT 53 PERCENT FROM THE FLOOR...EARNED HIS FIRST START OF THE SEASON AGAINST BROWN (12/29/11) AND SCORED FIVE POINTS AND PULLED DOWN FOUR BOARDS IN 14 MINUTES...PRODUCED SIX POINTS IN A SEASON-HIGH 23 MINUTES IN THE HOME VICTORY AGAINST FDU (1/14/12)...SCORED 10 POINTS ON 4-OF-6 SHOOTING IN THE WIN AT SACRED HEART (1/7/12)...SCORED A CAREER-HIGH 12 POINTS AND HIT ALL SIX OF HIS FIELD GOAL ATTEMPTS AGAINST MONMOUTH (1/12/12).

**2010-2011:** A NICE SURPRISE FOR THE TERRIERS IN HIS INITIAL CAMPAIGN, MAKING 16 STARTS IN THE MIDDLE AND SHOOTING 52.2 PERCENT FROM THE FLOOR...WAS ONE OF JUST THREE TERRIERS (PERUNICIC & CADELL) TO PLAY IN ALL 30 CONTESTS...LOGGED A SEASON-HIGH 27 MINUTES IN HIS SECOND CAREER APPEARANCE AT SOUTH FLORIDA AND CONVERTED 3-OF-4 FIELD GOAL ATTEMPTS EN ROUTE TO SEVEN POINTS...MADE HIS FIRST CAREER START AT HOME AGAINST ST. FRANCIS (PA) (12/2/10) AND GRABBED FIVE BOARDS IN 16 MINUTES OF ACTION...BLOCKED A SEASON-HIGH THREE SHOTS IN JUST SIX MINUTES IN THE VICTORY AT CANISIUS (12/10/11)...CONTRIBUTED EIGHT POINTS (4-5 FGA) AND PULLED DOWN FIVE CAROMS AT CENTRAL CONNECTICUT STATE (1/6/11)...WENT ON A TREMENDOUS SEVEN-GAME SHOOTING RUN TOWARDS THE END OF THE SEASON, HITTING 19-OF-24 (79 PERCENT) FIELD GOAL ATTEMPTS FROM JANUARY 29 THROUGH FEBRUARY 19TH...SCORED A SEASON-BEST 11 POINTS AND WAS A PERFECT 5-FOR-5 FROM THE FLOOR IN THE VICTORY AT MOUNT ST. MARY'S (2/17/11)...PULLED DOWN A CAREER-HIGH SEVEN REBOUNDS IN THE VICTORY AT MONMOUTH (1/27/11)...SCORED 10 POINTS IN JUST 11 MINUTES IN THE VICTORY AGAINST SACRED HEART (2/5/11), CONVERTING ALL THREE FIELD GOAL ATTEMPTS AND A SEASON-BEST 4-OF-5 FROM THE LINE...ADDED NINE POINTS ON 3-FO-4 SHOOTING AT LONG ISLAND (2/9/11).

**PRIOR TO ST. FRANCIS (N.Y.):** PLAYED THREE YEARS AT UPPER ROOM CHRISTIAN HIGH SCHOOL (DIX HILLS, NY) BEFORE FINISHING UP HIS PREP CAREER AT FORT LAUDERDALE (FLA.) PINE CREST IN 2009-2010. MILK WHO WAS A TEAMMATE OF KENTUCKY BOUND BRANDON KNIGHT LAST SEASON, HELPED LEAD THE PANTHERS TO THE BROWARD COUNTY CLASS 3A CHAMPIONSHIP GAME AND A 24-5 RECORD, AVERAGING 5.3 POINTS, 8.3 REBOUNDS, AND 1.8 BLOCKS PER GAME. HE RECORDED FOUR DOUBLE-DOUBLES ON THE SEASON AND GRABBED A SEASON-HIGH 17 REBOUNDS WITH FOUR REJECTIONS AGAINST RIVAL FORT LAUDERDALE (FLA.) CARDINAL GIBBONS. AS A JUNIOR IN 2008-09 AT UPPER ROOM CHRISTIAN, MILK AVERAGED A DOUBLE-DOUBLE OF 10.2 POINTS AND 10.3 REBOUNDS PER GAME.

#### MILK'S CAREER STATISTICS

YEAR	GP/S	FGM-FGA	FG%	3FGM-3FGA	FTM-FTA	FT%	PTS	PPG	REB	RPG	AST	TO	BLK	STL
2010-11	30/16	36-69	.522	0-0	15-24	.625	87	2.9	62	2.1	2	13	18	8
2011-12	30/1	26-49	.531	0-0	8-13	.615	20	2.0	47	1.6	4	15	6	6
2012-13	18/0	4-11	.364	0-0	2-3	.667	10	0.6	17	0.9	5	6	3	1
Totals	74/17	66-128	.516	0-0	25-40	.625	117	1.5	125	1.7	9	34	27	15

# 2012-13 ST. FRANCIS COLLEGE BROOKLYN PLAYER PROFILES

## 2012-13 St.Francis Brooklyn Basketball St.Francis Brooklyn Individual Game-by-Game (as of Jan 24, 2013) All games

### #33 MILK, Matt

Opponent	Date	gs	min	Total		3-Pointers		Free throws		Rebounds				pf	a	t/o	blk	stl	pts	avg
				fg-fga	pct	3fg-fga	pct	ft-fa	pct	off	def	tot	avg							
at Lafayette	11/09/12	2		0-0	.000	0-0	.000	0-0	.000	1	1	2	2.0	1	0	2	0	0	0	0.0
at Illinois	11/12/12	11		1-1	1.000	0-0	.000	0-0	.000	0	0	0	1.0	0	0	0	0	0	2	1.0
ARMY	11/20/12	9		0-0	.000	0-0	.000	2-2	1.000	1	0	1	1.0	2	1	0	1	0	2	1.3
at Brown	11/24/12	13		0-0	.000	0-0	.000	0-0	.000	0	0	0	0.8	2	1	1	0	0	0	1.0
at Norfolk State	11/29/12	5		2-2	1.000	0-0	.000	0-1	.000	1	0	1	0.8	1	0	0	1	0	4	1.6
at Albany	12/05/12	5		0-0	.000	0-0	.000	0-0	.000	0	0	0	0.7	2	0	0	0	0	0	1.3
at Boston College	12/8/12	2		0-1	.000	0-0	.000	0-0	.000	0	0	0	0.6	0	0	0	0	0	0	1.1
STONY BROOK UNIVERSI	12/11/12	9		0-1	.000	0-0	.000	0-0	.000	0	0	0	0.5	4	0	0	0	0	0	1.0
vs St. John's	12/15/12	2		0-0	.000	0-0	.000	0-0	.000	0	0	0	0.4	0	0	0	0	0	0	0.9
COLGATE	12/22/12	7		0-0	.000	0-0	.000	0-0	.000	1	0	1	0.5	2	1	0	0	0	0	0.8
at NJIT	12/30/12	10		0-0	.000	0-0	.000	0-0	.000	0	2	2	0.6	1	1	0	0	0	0	0.7
at Quinnipiac University	01/03/12	4		0-0	.000	0-0	.000	0-0	.000	0	0	0	0.6	1	0	0	0	0	0	0.7
at Sacred Heart	01/05/13	5		0-1	.000	0-0	.000	0-0	.000	0	0	0	0.5	0	1	2	1	0	0	0.6
THE MOUNT	01/10/13	1		0-0	.000	0-0	.000	0-0	.000	0	1	1	0.6	0	0	0	0	0	0	0.6
at WAGNER	01/12/13	8		0-1	.000	0-0	.000	0-0	.000	1	3	4	0.8	0	0	0	0	0	0	0.5
MONMOUTH	01/17/13	8		1-3	.333	0-0	.000	0-0	.000	2	0	2	0.9	0	0	1	0	0	2	0.6
FAIRLEIGH DICKINSON	01/19/13	5		0-1	.000	0-0	.000	0-0	.000	0	3	3	1.0	0	0	0	0	1	0	0.6
LIU BROOKLYN	1/24/13	4		0-0	.000	0-0	.000	0-0	.000	0	0	0	0.9	1	1	0	0	0	0	0.6
Totals		0	110	4-11	.364	0-0	.000	2-3	.667	7	10	17	0.9	17	6	6	3	1	10	0.6

Games played: 18  
Minutes/game: 6.1  
Points/game: 0.6  
FG Pct: 36.4  
FT Pct: 66.7

Rebounds/game: 0.9  
Assists/game: 0.3  
Turnovers/game: 0.3  
Assist/turnover ratio: 1.0  
Steals/game: 0.1  
Blocks/game: 0.2

## 2012-2013 ST. FRANCIS COLLEGE BROOKLYN PLAYER PROFILES

### # 3 BEN MOCKFORD

YEAR: JUNIOR

POSITION: GUARD

HEIGHT: 6-2

WEIGHT:

HOMETOWN: SHOREHAM-BY-THE-SEA, ENGLAND

HIGH SCHOOL: OAK HILL ACADEMY (VA)



CAREER HIGH'S		SEASON HIGH'S
POINTS	28 @ SACRED HEART (1/7/12)	19 vs. MOUNT (1/10/13)
FIELD GOALS	10 @ SACRED HEART (1/7/12)	6 (2x) LATEST vs. MOUNT (1/10/13)
FIELD GOALS ATTEMPTED	22 vs. LIU BROOKLYN (2/8/12)	14 @ UALBANY (12/5/12)
3PT FIELD GOALS	8 @ SACRED HEART (1/7/12)	6 @ UALBANY (12/5/12)
3PT FIELD GOALS ATTEMPTED	13 (2x) LATEST @ SACRED HEART (1/7/12)	12 @ UALBANY (12/5/12)
FREE THROWS	4 @ FDU (2/25/12)	3 @ WAGNER (1/12/13)
FREE THROWS ATTEMPTED	6 (2x) LATEST vs. MONMOUTH (1/17/12)	6 vs. MONMOUTH (1/17/13)
REBOUNDS	6 vs. FDU (1/19/13)	6 vs. FDU (1/19/13)
ASSISTS	4 @ NORFOLK STATE (11/29/12)	4 @ NORFOLK STATE (11/29/12)
TURNOVERS	5 @ SETON HALL (11/12/11)	2 (4x) LATEST @ NJIT (12/13/12)
BLOCKS	1 (2x) LATEST vs. MOUNT (1/21/12)	0
STEALS	3 vs. ARMY (11/20/12)	3 vs. ARMY (11/20/12)
MINUTES	40 @ SETON HALL (11/12/11)	34 @ BOSTON COLLEGE (12/8/12)

**2012-2013:** IS THIRD IN THE LEAGUE IN 3-POINTERS PER GAME (2.71)...WENT 6-OF-11 FROM THE FLOOR EN-ROUTE TO 14 POINTS AT LAFAYETTE...SCORED 12 POINTS AT ILLINOIS (11/12/12)...SCORED EIGHT OF HIS 14 POINTS IN OVERTIME WIN AT BROWN (11/24/12)...DISTRIBUTED A CAREER-HIGH FOUR ASSISTS AT NORFOLK STATE (11/29/12)...SCORED A SEASON-HIGH 18 POINTS AT UALBANY ON 6-OF-12 SHOOTING FROM 3-POINT RANGE...HIT 5 TREYS IN THE 2ND HALF...SCORED 15 POINTS IN THE VICTORY AT NJIT (12/30/12)...POURED IN A SEASON-BEST 19 POINTS vs. MOUNT ON THURSDAY NIGHT. HIT 5-OF-6 TREYS. CONVERTED A SEASON-HIGH THREE FREE-THROWS IN WIN OVER WAGNER (1/12/13)...PULLED DOWN A CAREER-HIGH SIX BOARDS AGAINST FDU 9/19/13)

**2011-2012:** IONA TRANSFER WAS THE LONE TERRIER TO START ALL 30 CONTESTS...LED THE NEC IN 3-POINT FG'S PER GAME (2.77) PG....PACED THE TEAM IN SCORING AT 11.8 PPG...WAS NAMED THE NEC PLAYER OF THE WEEK (12/19/11)... SCORED 22 POINTS AND HIT SIX TREYS IN THE WIN AT NJIT (11/26/11) AND THEN FOLLOWED THAT UP WITH 19 POINTS IN THE VICTORY AT MOUNT (12/1/11)...SCORED 24 POINTS AND HIT THE GAME-WINNING TREY (7-10 3's) AT HOWARD WITH 35 SECONDS LEFT (12/12/11)...SCORED A CAREER-HIGH 28 POINTS AND HIT AN NEC AND CAREER-HIGH EIGHT TREYS (1/7/12)...SCORED 21 POINTS AND HIT 5-OF-11 FROM LONG-RANGE AGAINST BRYANT (2/4/12)...SCORED 20 POINTS AGAINST LIU AT THE GARDEN (2/8/12)...CONNECTED ON 5-OF-12 ATTEMPTS FROM BEHIND THE ARC IN THE NEC TOURNAMENT GAME AGAINST QUINNIPIAC (3/1/12).

**2010-2011:** SAT OUT DUE TO NCAA TRANSFER RULE.

**2009-2010 (IONA):** GOT HIS FEET WET BY PLAYING IN 18 GAMES FOR THE GAELS...AVERAGED 4.9 MINUTES PER GAME...SCORED A SEASON-HIGH NINE POINTS AGAINST MAAC RIVALS SIENA (12/7/09) AND MANHATTAN (2/12/10)... DRAINED A SEASON-HIGH THREE TREYS IN BOTH OF THOSE CONTESTS...ALSO ADDED SEVEN POINTS AT FAIRLEIGH DICKINSON (12/23/09)...CONVERTED ALL SIX OF HIS ATTEMPTS FROM THE CHARITY STRIPE.

**PRIOR TO IONA:** THE ENGLAND NATIVE PLAYED FOR APEX' (PENNSAUKEN, NJ) RED SQUAD IN 2008-09 AFTER GRADUATING FROM OAK HILL ACADEMY IN MOUTH OF WILSON, VA IN 2008. AVERAGED 31.5 POINTS AND SIX ASSISTS WHILE SHOOTING NEARLY 50% FROM BEHIND THE ARC IN HIS POST GRADUATE YEAR WITH APEX. AT OAK HILL, HE CONNECTED ON 35% OF HIS THREE POINT ATTEMPTS WHILE PLAYING FOR A SQUAD THAT FINISHED 34-4 OVERALL AND RANKED No. 14 IN THE FINAL NATIONAL PREP POLL. HIS BACKCOURT PARTNER WAS NBA STANDOUT BRANDON JENNINGS OF THE MILWAUKEE BUCKS. A WIDELY RESPECTED TALENT IN GREAT BRITAIN AND IN EUROPE, MOCKFORD SPENT THREE SUMMERS WITH THE ENGLISH NATIONAL PROGRAM. IN 25 INTERNATIONAL APPEARANCES, HE AVERAGED 15.0 POINTS PER GAME. IN 2007, HE WAS THE TOP SCORER IN AN INTERNATIONAL TOURNAMENT IN FRANCE AVERAGING 13 POINTS AND SIX ASSISTS WITH ENGLAND'S U-18 TEAM. IN 2008, MOCKFORD STARRED FOR GREAT BRITAIN'S UNDER-20 EUROPEAN CHAMPIONSHIPS TEAM AND WAS THE YOUNGEST PLAYER ON THE SQUAD AT AGE 18. HIS TWO BREAKOUT EFFORTS INCLUDED A 6-FOR-9, 18-POINT PERFORMANCE FROM BEHIND THE ARC AGAINST NORWAY AND 7-OF-10 WITH 29 POINTS vs. IRELAND. IN 2009 IN THE SAME TOURNAMENT IN MACEDONIA, HE AVERAGED 12.6 POINTS

#### MOCKFORD'S CAREER STATISTICS

YEAR	GP/S	FGM-FGA,FG%	3FGM-3FGA	FTM-FTA FT%	PTS	PPG	REB	RPG	AST	TO	BLK	STL
2009-10	18/0	9-33, .273	8-28, .286	6-6, 1.00	32	1.8	5	0.3	3	2	0	1
2011-12	30/30	119-336, .354	83-240, .346	33-46, .717	354	11.8	52	1.7	36	48	2	16
2012-13	18/18	62-172, .360	47-127, .370	14-19, .737	185	10.3	33	1.8	21	16	0	12
Totals	66/48	188-532, .353	137-388, .353	53-71, .769	566	8.7	90	1.3	59	64	2	28

# 2012-13 ST. FRANCIS COLLEGE BROOKLYN PLAYER PROFILES

## 2012-13 St.Francis Brooklyn Basketball St.Francis Brooklyn Individual Game-by-Game (as of Jan 24, 2013) All games

### #03 MOCKFORD, Ben

Opponent	Date	gs	min	Total		3-Pointers		Free throws		Rebounds				pf	a	t/o	blk	stl	pts	avg	
				fg-fga	pct	3fg-fga	pct	ft-fta	pct	off	def	tot	avg								
at Lafayette	11/09/12	*	31	6-11	.545	2-7	.286	0-0	.000	0	3	3	3.0	1	0	0	0	0	14	14.0	
at Illinois	11/12/12	*	27	5-13	.385	2-7	.286	0-1	.000	0	1	1	2.0	2	0	2	0	0	12	13.0	
ARMY	11/20/12	*	27	0-7	.000	0-5	.000	0-0	.000	0	0	0	1.3	0	1	2	0	3	0	8.7	
at Brown	11/24/12	*	28	4-10	.400	4-8	.500	2-2	1.000	0	2	2	1.5	2	1	2	0	1	14	10.0	
at Norfolk State	11/29/12	*	33	4-10	.400	3-9	.333	2-2	1.000	0	0	0	1.2	2	4	0	0	1	13	10.6	
at Albany	12/05/12	*	31	6-14	.429	6-12	.500	0-0	.000	0	1	1	1.2	2	2	0	0	0	18	11.8	
at Boston College	12/8/12	*	34	3-10	.300	2-9	.222	0-0	.000	0	0	0	1.0	0	1	0	0	0	8	11.3	
STONY BROOK UNIVERSITY	12/11/12	*	33	2-4	.500	1-3	.333	0-0	.000	0	2	2	1.1	2	2	1	0	1	5	10.5	
vs St. John's	12/15/12	*	28	3-10	.300	3-7	.429	0-1	.000	0	3	3	1.3	2	1	1	0	1	9	10.3	
COLGATE	12/22/12	*	26	3-11	.273	3-8	.375	0-0	.000	0	3	3	1.5	2	0	0	0	0	9	10.2	
at NJIT	12/30/12	*	25	5-13	.385	3-9	.333	2-2	1.000	1	2	3	1.6	0	1	2	0	1	15	10.6	
at Quinnipiac University	01/03/12	*	29	2-10	.200	1-5	.200	0-0	.000	0	1	1	1.6	2	2	0	0	0	5	10.2	
at Sacred Heart	01/05/13	*	24	1-5	.200	1-4	.250	0-0	.000	0	2	2	1.6	1	1	1	0	1	3	9.6	
THE MOUNT	01/10/13	*	34	6-9	.667	5-6	.833	2-2	1.000	0	2	2	1.6	0	1	0	0	1	19	10.3	
at WAGNER	01/12/13	*	28	2-7	.286	2-5	.400	3-3	1.000	0	1	1	1.6	2	2	1	0	0	9	10.2	
MONMOUTH	01/17/13	*	33	4-10	.400	4-8	.500	3-6	.500	0	3	3	1.7	4	1	1	0	1	15	10.5	
FAIRLEIGH DICKINSON	01/19/13	*	31	4-9	.444	4-8	.500	0-0	.000	0	6	6	1.9	2	0	1	0	0	12	10.6	
LIU BROOKLYN	1/24/13	*	31	2-9	.222	1-7	.143	0-0	.000	0	0	0	1.8	4	1	2	0	1	5	10.3	
Totals			18	533	62-172	.360	47-127	.370	14-19	.737	1	32	33	1.8	30	21	16	0	12	185	10.3

Games played: 18  
Minutes/game: 29.6  
Points/game: 10.3  
FG Pct: 36.0  
3FG Pct: 37.0  
FT Pct: 73.7

Rebounds/game: 1.8  
Assists/game: 1.2  
Turnovers/game: 0.9  
Assist/turnover ratio: 1.3  
Steals/game: 0.7

## 2012-2013 ST. FRANCIS BROOKLYN PLAYER PROFILES

### # 25 ALEX ISAILOVIC

YEAR: JUNIOR


POSITION: GUARD

HEIGHT: 6-4

WEIGHT: 185

HOMETOWN: BELGRADE, SERBIA

HIGH SCHOOL: PROVINCETOWN



#### SEASON/CAREER HIGH'S

POINTS	6 (2x) LATEST @ SACRED HEART (1/5/13)
FIELD GOALS	2 (2x) LATEST @ SACRED HEART (1/5/13)
FIELD GOALS ATTEMPTED	5 @ LAFAYETTE (11/9/12)
3PT FIELD GOALS	2 (2x) LATEST @ SACRED HEART (1/5/13)
3PT FIELD GOALS ATTEMPTED	5 @ SACRED HEART (1/5/13)
FREE THROWS	2 @ LAFAYETTE (11/9/12)
FREE THROWS ATTEMPTED	2 @ LAFAYETTE (11/9/12)
REBOUNDS	5 vs. LIU BROOKLYN (1/24/13)
ASSISTS	1 (2x) LATEST @ WAGNER (1/12/13)
TURNOVERS	2 @ ILLINOIS (11/12/12)
BLOCKS	0
STEALS	2 (2x) LATEST vs. LIU BROOKLYN (1/25/13)
MINUTES	29 @ SACRED HEART (1/5/13)

2012-2013: HAS STARTED THE PAST FOUR CONTESTS AFTER THE INJURY TO KEVIN DOUGLAS...SCORED 7 POINTS IN 20 MINUTES OF ACTION AT LAFAYETTE IN FIRST GAME AS A TERRIER...RECORDED TWO STEALS IN THE VICTORY AT BROWN (11/24/12). CONVERTED 2-OF-5 TREYS AT SACRED HEART (1/5/13)...MADE HIS FIRST CAREER START AT WAGNER (1/12/13)

PRIOR TO SFC: ISAILOVIC AVERAGED 10.5 POINTS, 2.7 REBOUNDS, AND 0.7 STEALS PER GAME IN 2010-2011 AT COLLIN COMMUNITY COLLEGE. HE CONNECTED ON 36 PERCENT (48-FOR-135) FROM BEHIND THE ARC AND CONVERTED 84 PERCENT (26-OF-31) FROM THE FREE THROW LINE. LAST SEASON, HE AVERAGED 64 POINTS AND HIT 51 TREYS. IN THE SEASON-OPENER AGAINST BOSSIER PARISH COMMUNITY COLLEGE ON NOVEMBER 4TH, ISAILOVIC DRAINED FIVE OF HIS SEVEN ATTEMPTS FROM LONG DISTANCE. "ALEX IS A TREMENDOUS OUTSIDE SHOOTER WHO WILL HELP US REPLACE STEFAN PERUNICIC," BRAICA EXPLAINED. "HE'S GOT THE ABILITY TO CHANGE THE GAME QUICKLY FROM THREE-POINT RANGE, AND HE'S GOT GOOD SIZE AND CAN ALSO HANDLE THE BALL."

#### ISAILOVIC'S CAREER STATISTICS

YEAR	GP/S	FGM-FGA FG%	3FGM-3FGA	FTM-FTA FT%	PTS	PPG	REB	RPG	AST	TO	BLK	STL
2012-2013	18/4	17-65, .262	13-55, .236	4-5, .800	51	2.8	29	1.6	10	9	0	12

# 2012-2013 ST. FRANCIS COLLEGE BROOKLYN PLAYER PROFILES

## 2012-13 St.Francis Brooklyn Basketball St.Francis Brooklyn Individual Game-by-Game (as of Jan 24, 2013) All games

### #25 ISAILOVIC,Aleksandar

Opponent	Date	gs	min	Total		3-Pointers		Free throws		Rebounds				pf	a	t/o	blk	stl	pts	avg
				fg-fga	pct	3fg-fga	pct	ft-fa	pct	off	def	tot	avg							
at Lafayette	11/09/12		20	1-5	.200	1-4	.250	2-2	1.000	1	2	3	3.0	0	0	0	0	1	5	5.0
at Illinois	11/12/12		18	2-3	.667	2-3	.667	0-0	.000	0	2	2	2.5	0	2	2	0	1	6	5.5
ARMY	11/20/12		8	0-2	.000	0-2	.000	0-0	.000	1	0	1	2.0	0	1	1	0	0	0	3.7
at Brown	11/24/12		14	0-1	.000	0-1	.000	0-0	.000	0	1	1	1.8	0	1	0	0	2	0	2.8
at Norfolk State	11/29/12		11	1-3	.333	1-3	.333	0-0	.000	1	1	2	1.8	0	0	0	0	0	3	2.8
at Albany	12/05/12		18	0-3	.000	0-3	.000	0-0	.000	0	0	0	1.5	3	0	0	0	0	0	2.3
at Boston College	12/8/12		4	0-1	.000	0-1	.000	0-0	.000	0	1	1	1.4	0	0	0	0	0	0	2.0
STONY BROOK UNIVERSITY	12/11/12		7	1-4	.250	0-2	.000	0-1	.000	0	0	0	1.3	0	0	0	0	1	2	2.0
vs St. John's	12/15/12		17	0-3	.000	0-2	.000	0-0	.000	0	1	1	1.2	1	0	1	0	0	0	1.8
COLGATE	12/22/12		18	2-6	.333	2-4	.500	0-0	.000	0	1	1	1.2	1	0	0	0	3	6	2.2
at NJIT	12/30/12		15	1-3	.333	1-3	.333	0-0	.000	0	0	0	1.1	1	0	1	0	0	3	2.3
at Quinnipiac University	01/03/13		20	1-4	.250	0-3	.000	0-0	.000	0	1	1	1.1	0	1	1	0	1	2	2.3
at Sacred Heart	01/05/13		29	2-5	.400	2-5	.400	0-0	.000	0	2	2	1.2	2	1	0	0	0	6	2.5
THE MOUNT	01/10/13		26	0-6	.000	0-5	.000	2-2	1.000	0	3	3	1.3	4	0	1	0	1	2	2.5
at WAGNER	01/12/13	*	25	1-3	.333	0-2	.000	0-0	.000	0	1	1	1.3	1	1	0	0	0	2	2.5
MONMOUTH	01/17/13	*	26	2-6	.333	2-6	.333	0-0	.000	0	3	3	1.4	2	1	1	0	0	6	2.7
FAIRLEIGH DICKINSON	01/19/13	*	18	2-3	.667	1-2	.500	0-0	.000	0	2	2	1.4	1	0	0	0	0	5	2.8
LIU BROOKLYN	1/24/13	*	33	1-4	.250	1-4	.250	0-0	.000	0	5	5	1.6	2	2	1	0	2	3	2.8
Totals		4	327	17-65	.262	13-55	.236	4-5	.800	3	26	29	1.6	18	10	9	0	12	51	2.8

Games played: 18  
Minutes/game: 18.2  
Points/game: 2.8  
FG Pct: 26.2  
3FG Pct: 23.6  
FT Pct: 80.0

Rebounds/game: 1.6  
Assists/game: 0.6  
Turnovers/game: 0.5  
Assist/turnover ratio: 1.1  
Steals/game: 0.7

## 2012-2013 ST. FRANCIS COLLEGE BROOKLYN PLAYER PROFILES

### # 23 LOWELL ULMER

YEAR: SOPHOMORE

POSITION: FORWARD

HEIGHT: 6-5

WEIGHT: 200

HOMETOWN: STATEN ISLAND, NEW YORK

HIGH SCHOOL: McKEE/STATEN ISLAND TECH



	CAREER HIGH'S	SEASON HIGH'S
POINTS	10 vs. LIU BROOKLYN (1/24/13)	10 vs. LIU BROOKLYN (1/25/13)
FIELD GOALS	4 (2x) vs. LIU BROOKLYN (1/24/13)	4 (2x) vs. LIU BROOKLYN (1/24/13)
FIELD GOALS ATTEMPTED	6 vs. LIU BROOKLYN (1/24/13)	6 vs. LIU BROOKLYN (1/24/13)
3PT FIELD GOALS	1 (2x) LIU BROOKLYN (1/24/13)	1 (2x) LIU BROOKLYN (1/24/13)
3PT FIELD GOALS ATTEMPTED	3 vs. LIU BROOKLYN (1/24/13)	3 vs. LIU BROOKLYN (1/24/13)
FREE THROWS	2 @ WAGNER (1/12/13)	2 @ WAGNER (1/12/13)
FREE THROWS ATTEMPTED	4 @ WAGNER (1/12/13)	4 @ WAGNER (1/12/13)
REBOUNDS	4 vs. FDU (1/19/13)	8 vs. FDU (1/19/13)
ASSISTS	2 vs. LIU BROOKLYN (1/24/13)	2 vs. LIU BROOKLYN (1/24/13)
TURNOVERS	1 (4x) LATEST @ WAGNER (1/12/13)	1 (4x) LATEST @ WAGNER
BLOCKS	1 @ WAGNER (1/12/13)	1 @ WAGNER (1/12/13)
STEALS	1 @ NORFOLK ST. (11/29/12)	1 @ NORFOLK ST. (11/29/12)
MINUTES	13 vs. LIU BROOKLYN (1/24/13)	13 vs. LIU BROOKLYN (1/24/13)

**2012-2013:** SCORED EIGHT POINTS AGAINST FDU (1/19/13) ON 4-FOR-5 SHOOTING AND ALSO PULLED DOWN A CAREER-BEST FOUR BOARDS, ALL ON THE OFFENSIVE GLASS...PROVIDED A MAJOR SPARK DURING HIS SEVEN MINUTES AT THE END OF THE FIRST-HALF AGAINST WAGNER (1/12/13) WITH SEVERAL HUSTLE PLAYS THAT IGNITED THE SQUAD. ULMER SCORED FIVE POINTS AND ADDED HIS FIRST CAREER TREY. WAS TERRIFIC IN A CAREER-HIGH 13 MINUTE APPEARANCE vs. LIU-BROOKLYN ON THURSDAY. SCORED A CAREER-HIGH 10 POINTS ON 4-OF-6 SHOOTING AND ADDED THREE REBOUNDS AND TWO ASSISTS.

**2011-2012:** MADE 15 APPEARANCES IN HIS INITIAL SEASON AS A TERRIER...PLAYED A SEASON-HIGH NINE MINUTES AT WAGNER (12/3/11)...SCORED HIS FIRST CAREER BASKET IN THE VICTORY AT NJIT (11/26/11) AND ALSO GRABBED TWO BOARDS...CAME UP WITH HIS FIRST CAREER REJECTION IN THE WIN AGAINST BROWN (12/29/11).

**PRIOR TO SFC:** AVERAGED 16.8 POINTS PER GAME AT STATEN ISLAND TECH DURING THE 2008-2009 SEASON AND WAS A STATEN ISLAND ADVANCE ALL-STAR. ULMER SCORED 20 OR MORE POINTS SEVEN TIMES, INCLUDING A SEASON-HIGH 31 AGAINST CURTIS. HE ALSO PRODUCED A 29-POINT GAME AGAINST CARDOZO. ULMER WAS RATED AS THE 30TH BEST NYC PROSPECT IN THE CLASS OF 2009 BY THE HOOPSCOOP ONLINE.

#### ULMER'S CAREER STATISTICS

YEAR	GP/S	FGM-FGA FG%	3FGM-3FGA	FTM-FTA FT%	PTS	PPG	REB	RPG	AST	TO	BLK	STL
2011-2012	15/0	5-11, .455	0-0, .000	1-3, .333	11	0.8	11	0.8	1	3	1	0
2012-2013	12/0	10-25, .400	2-6, .333	4-10, .400	26	2.2	17	1.4	4	7	2	4
Totals	27/0	15-36, .417	1-3, .333	4-9, .444	37	1.4	28	0.9	5	10	3	4

## 2012-2013 ST. FRANCIS COLLEGE BROOKLYN PLAYER PROFILES

### 2012-13 St.Francis Brooklyn Basketball St.Francis Brooklyn Individual Game-by-Game (as of Jan 24, 2013) All games

#### #23 ULMER, Lowell

Opponent	Date	gs	min	Total		3-Pointers		Free throws		Rebounds				pf	a	t/o	blk	stl	pts	avg
				fg-fga	pct	3fg-fga	pct	ft-fta	pct	off	def	tot	avg							
at Illinois	11/12/12	3		0-1	.000	0-0	.000	1-2	.500	0	0	0	0.0	1	1	0	0	0	1	1.0
ARMY	11/20/12	2		0-1	.000	0-1	.000	0-0	.000	1	0	1	0.5	0	1	0	0	0	0	0.5
at Brown	11/24/12	3		0-0	.000	0-0	.000	0-0	.000	0	1	1	0.7	0	0	1	0	0	0	0.3
at Norfolk State	11/29/12	8		1-4	.250	0-0	.000	0-0	.000	1	1	2	1.0	2	0	1	0	1	2	0.8
STONY BROOK UNIVERSITY	12/11/12	3		0-1	.000	0-0	.000	0-0	.000	2	0	2	1.2	3	0	1	0	1	0	0.6
vs St. John's	12/15/12	2		0-0	.000	0-0	.000	0-0	.000	0	0	0	1.0	0	0	0	0	0	0	0.5
at Quinnipiac University	01/03/12	1		0-0	.000	0-0	.000	0-0	.000	0	1	1	1.0	2	0	0	0	0	0	0.4
at Sacred Heart	01/05/13	6		0-3	.000	0-0	.000	0-0	.000	1	0	1	1.0	1	0	1	0	1	0	0.4
at WAGNER	01/12/13	7		1-2	.500	1-1	1.000	2-4	.500	0	2	2	1.1	1	0	1	1	0	5	0.9
MONMOUTH	01/17/13	4		0-2	.000	0-1	.000	0-0	.000	0	0	0	1.0	0	0	0	0	0	0	0.8
FAIRLEIGH DICKINSON	01/19/13	11		4-5	.800	0-0	.000	0-1	.000	4	0	4	1.3	0	0	0	0	0	8	1.5
LIU BROOKLYN	1/24/13	13		4-6	.667	1-3	.333	1-3	.333	2	1	3	1.4	2	2	2	1	1	10	2.2
Totals		0	63	10-25	.400	2-6	.333	4-10	.400	11	6	17	1.4	12	4	7	2	4	26	2.2

Games played: 12

Minutes/game: 5.3

Points/game: 2.2

FG Pct: 40.0

3FG Pct: 33.3

FT Pct: 40.0

Rebounds/game: 1.4

Assists/game: 0.3

Turnovers/game: 0.6

Assist/turnover ratio: 0.6

Steals/game: 0.3

Blocks/game: 0.2

## 2012-2013 ST. FRANCIS COLLEGE BROOKLYN PLAYER PROFILES

### # 1 BRENT JONES

YEAR: SOPHOMORE

POSITION: GUARD

HEIGHT: 5-10

WEIGHT: 165

HOMETOWN: BROOKLYN, NEW YORK

HIGH SCHOOL: BEDFORD ACADEMY



#### CAREER HIGH'S

POINTS	19 @ ROBERT MORRIS (1/28/12)
FIELD GOALS	6 (2x) LAT. VS. LIU BROOKLYN (1/24/13)
FIELD GOALS ATTEMPTED	15 VS. LIU (2/8/12)
3PT FIELD GOALS	3 @ ROBERT MORRIS (1/28/12)
3PT FIELD GOALS ATTEMPTED	6 VS. QUINNIPIAC (1/5/12)
FREE THROWS	5 (2x) LATEST VS. MONMOUTH (1/12/12)
FREE THROWS ATTEMPTED	8 @ WAGNER (12/3/11)
REBOUNDS	5 VS. MONMOUTH (1/12/12)
ASSISTS	8 VS. LIU-BROOKLYN (1/24/13)
TURNOVERS	8 VS. MOUNT (1/21/12)
BLOCKS	2 @ NJIT (12/30/12)
STEALS	5 @ QUINNIPIAC (1/3/13)
MINUTES	33 @ ROBERT MORRIS (1/28/12)

#### SEASON HIGH'S

14 VS. LIU-BROOKLYN (1/24/13)
6 (2x) LAT. VS. LIU BROOKLYN (1/24/13)
13 VS. LIU BROOKLYN (1/24/13)
1 @ NORFOLK ST. (11/29/12)
3 VS. STONY BROOK (12/11/12)
4 @ QUINNIPIAC (1/3/13)
7 @ NJIT (12/30/12)
4 (2x) LATEST @QUINNIPIAC (1/3/12)
8 VS. LIU-BROOKLYN (1/24/13)
5 (4x) LAT. VS. MONMOUTH (1/17/13)
2 @ NJIT (12/30/12)
5 @ QUINNIPIAC (1/3/13)
27 (2x) LATEST @ QUINNIPIAC (1/3/12)

**2012-2013:** TIED FOR 8TH IN THE NEC WITH 4.06 ASSISTS PER GAME...STARTED AT THE POINT AND RECORDED SIX ASSISTS AND JUST ONE TURNOVER IN 24 MINUTES AT LAFAYETTE (11/9/12)...HANDED OUT FIVE ASSISTS AT ILLINOIS (11/12/12)...HAD 4 STEALS AT BROWN (11/24/12)...HANDED OUT SIX ASSISTS AND NO TURVOVERS AT ALBANY (12/5/12)...SCORED NINE POINTS VS. STONY BROOK (12/11/12)...SCORED 9 POINTS, ADDED FIVE ASSISTS, AND BLOCKED A CAREER-HIGH TWO SHOTS AT NJIT (12/30/12)...CAME UP WITH THE GAME-WINNING PLAY AT QUINNIPIAC (1/3/13), INTERCEPTING AN OUTLET PASS FOR A STEAL AND LAYUP-WITH 9 SECONDS LEFT. IT WAS THE ONE OF HIS CAREER-HIGH 5 STEALS...SCORED 12 POINTS VS. MOUNT LAST THURSDAY AND ADDED 5 ASSISTS...CAME OFF BENCH FOR FIRST TIME THIS SEASON ON THURSDAY AND RESPONDED WITH HIS BEST EFFORT OF SEASON...SCORED SEASON-HIGH 14 POINTS AND DISHED A CAREER-BEST EIGHT ASSISTS IN 24 MINUTES.

**2011-2012:** AVERAGED 22.2 MINUTES PER GAME AND PACED THE SQUAD WITH 118 ASSISTS AND 42 STEALS... MADE 12 STARTS AT THE POINT...SCORED NINE POINTS IN THE LOSS AT WAGNER (12/3/11) AND ADDED TWO STEALS...RECORDED FIVE ASSISTS IN THE VICTORY AT NJIT (11/26/11)...CAME UP WITH EIGHT POINTS AND SIX ASSISTS AND THREE STEALS AT COLGATE (12/10/11)...DISTRIBUTED A CAREER-HIGH SEVEN HELPERS, AND SET-UP THE GAME-WINNER AT HOWARD (12/12/11)...SCORED 12 POINTS IN THE VICTORY AGAINST QUINNIPIAC (1/5/12)...MATCHED A SEASON-HIGH WITH SEVEN ASSISTS AND 3 STEALS IN THE WIN AT SACRED HEART (1/7/12)...SCORED 14 POINTS AND MATCHED A SEASON-HIGH WITH FIVE BOARDS AGAINST MONMOUTH (1/12/12)...MADE HIS FIRST CAREER START VERSUS WAGNER (1/19/12) AND RECORDED SIX ASSISTS AND FIVE REBOUNDS...CONTRIBUTED 13 POINTS AND SIX ASSISTS IN THE WIN AGAINST MOUNT AT HOME (1/21/12)...EXPLODED FOR A CAREER-HIGH 19 POINTS, INCLUDING 16 IN THE SECOND-HALF IN THE VICTORY AT ROBERT MORRIS (1/28/12)...SCORED 12 POINTS AND HANDED OUT SIX ASSISTS IN THE VICTORY AGAINST CCSU (2/2/12) AND IN THE LOSS VS. LIU (2/8/12)...CAME UP WITH A SEASON-HIGH FOUR STEALS AT QUINNIPIAC (2/17/12).

#### JONES'S CAREER STATISTICS

YEAR	GP/S	FGM-FGA	FG%	3FGM-3FGA	FTM-FTA	FT%	PTS	PPG	REB	RPG	AST	TO	BLK	STL
2011-12	30/12	80/228	.351	15-53	.283	.62	237	7.9	84	2.8	118	100	2	42
2012-13	18/17	40/112	.357	6-21	.286	.56	107	5.9	42	2.3	77	55	3	20
Totals	48/29	114/327	.354	21-74	.296	.68	344	7.0	122	2.6	195	155	5	62

# 2012-13 ST. FRANCIS COLLEGE BROOKLYN PLAYER PROFILES

## 2012-13 St.Francis Brooklyn Basketball St.Francis Brooklyn Individual Game-by-Game (as of Jan 24, 2013) All games

### #01 JONES, Brent

Opponent	Date	gs	min	Total		3-Pointers		Free throws		Rebounds											
				fg-fga	pct	3fg-fga	pct	ft-fga	pct	off	def	tot	avg	pf	a	t/o	blk	stl	pts	avg	
at Lafayette	11/09/12	*	24	0-1	.000	0-1	.000	0-2	.000	1	2	3	3.0	3	6	1	0	1	0	0.0	
at Illinois	11/12/12	*	19	1-2	.500	0-0	.000	0-0	.000	0	2	2	2.5	2	5	4	0	1	2	1.0	
ARMY	11/20/12	*	13	2-7	.286	0-2	.000	3-4	.750	1	1	2	2.3	4	3	3	0	0	7	3.0	
at Brown	11/24/12	*	21	1-5	.200	0-1	.000	0-0	.000	1	0	1	2.0	4	4	5	0	4	2	2.8	
at Norfolk State	11/29/12	*	21	4-6	.667	1-1	1.000	0-0	.000	0	2	2	2.0	2	6	2	0	0	9	4.0	
at Albany	12/05/12	*	21	1-4	.250	1-2	.500	0-0	.000	0	0	0	1.7	5	6	0	0	1	3	3.8	
at Boston College	12/8/12	*	20	1-6	.167	0-1	.000	0-0	.000	0	2	2	1.7	2	6	6	0	1	2	3.6	
STONY BROOK UNIVERSITY	12/11/12	*	27	4-11	.364	1-3	.333	0-0	.000	1	3	4	2.0	0	5	2	0	0	9	4.3	
vs St. John's	12/15/12	*	17	2-4	.500	1-1	1.000	3-4	.750	0	1	1	1.9	3	0	3	0	0	8	4.7	
COLGATE	12/22/12	*	24	2-9	.222	1-3	.333	0-1	.000	2	2	4	2.1	2	4	2	0	0	5	4.7	
at NJIT	12/30/12	*	22	3-8	.375	0-1	.000	3-7	.429	1	2	3	2.2	4	5	3	2	0	9	5.1	
at Quinnipiac University	01/03/12	*	27	3-10	.300	0-1	.000	4-5	.800	1	3	4	2.3	3	2	2	0	5	10	5.5	
at Sacred Heart	01/05/13	*	23	1-6	.167	0-0	.000	0-1	.000	1	1	2	2.3	3	3	2	1	0	2	5.2	
THE MOUNT	01/10/13	*	30	4-7	.571	1-1	1.000	3-5	.600	1	1	2	2.3	1	5	5	0	2	12	5.7	
at WAGNER	01/12/13	*	17	4-5	.800	0-0	.000	2-3	.667	0	3	3	2.3	3	1	5	0	0	10	6.0	
MONMOUTH	01/17/13	*	19	1-8	.125	0-3	.000	1-2	.500	0	1	1	2.3	3	2	5	0	1	3	5.8	
FAIRLEIGH DICKINSON	01/19/13	*	13	0-0	.000	0-0	.000	0-0	.000	0	2	2	2.2	2	6	3	0	1	0	5.5	
LIU BROOKLYN	1/24/13		24	6-13	.462	0-0	.000	2-3	.667	2	2	4	2.3	2	8	2	0	3	14	5.9	
Totals		17	382	40-112	.357	6-21	.286	21-37	.568	12	30	42	2.3	48	77	55	3	20	107	5.9	

Games played: 18  
Minutes/game: 21.2  
Points/game: 5.9  
FG Pct: 35.7  
3FG Pct: 28.6  
FT Pct: 56.8

Rebounds/game: 2.3  
Assists/game: 4.3  
Turnovers/game: 3.1  
Assist/turnover ratio: 1.4  
Steals/game: 1.1  
Blocks/game: 0.2

## 2012-2013 ST. FRANCIS COLLEGE BROOKLYN PLAYER PROFILES

### # 11 P.J. SANTAVENERE

YEAR: SOPHOMORE

POSITION: GUARD

HEIGHT: 6-2

WEIGHT: 175

HOMETOWN: MIDDLETOWN, CONN.

HIGH SCHOOL: MIDDLETOWN



#### SEASON/CAREER HIGH'S

POINTS	11 vs. MOUNT (1/21/12)
FIELD GOALS	3 (2x) LATEST @ SFPA (1/26/12)
FIELD GOALS ATTEMPTED	5 vs. MOUNT (1/21/12)
3PT FIELD GOALS	2 (3x) LATEST @ SACRED HEART (1/5/13)
3PT FIELD GOALS ATTEMPTED	5 @ ILLINOIS (11/24/12)
FREE THROWS	3 vs. MOUNT (1/21/12)
FREE THROWS ATTEMPTED	4 vs. MOUNT (1/21/12)
REBOUNDS	3 (2x) LATEST vs. CCSU (2/2/12)
ASSISTS	3 vs. MOUNT (1/21/12)
TURNOVERS	3 vs. MOUNT (1/21/12)
BLOCKS	0
STEALS	2 (4x) LATEST @ NORFOLK ST. (11/29/12)
MINUTES	26 @ MONMOUTH (2/23/12)

#### SEASON HIGH'S

9 @ NJIT (12/30/12)
3 @ NJIT (12/30/12)
5 (3x) LAT. AT NJIT (12/30/12)
2 (3x) LATEST @ SACRED HEART (1/5/13)
5 @ ILLINOIS (11/24/12)
2 @ NJIT (12/30/12)
2 @ NJIT (12/30/12)
2 @ BROWN (11/24/12)
1 (2x) LATEST @ NJIT (12/30/12)
1 (2x)
0
2 @ NORFOLK STATE (11/29/12)
19 @ BROWN (11/24/12)

**2012-2013:** HAS MISSED LAST TWO GAMES WITH BACK SPASMS...PLAYED FIVE MINUTES OFF THE BENCH AT LAFAYETTE (11/9/12)...HIT A TREY AT LAFAYETTE (11/12/12)...HIT A PAIR OF TREYS AT BROWN (11/24/12)...RECORDED TWO STEALS AT NORFOLK STATE (11/29)...SCORED A SEASON-HIGH NINE POINTS IN THE VICTORY AT NJIT (12/30/12).SCORED EIGHT POINTS IN 14 MINUTES OFF BENCH AT QUINNIPIAC (1/3/13)...HIT A PAIR OF TREYS AT SACRED HEART (1/5/13).

**2011-2012:** AVERAGED 10.1 MINUTES PER GAME IN HIS INITIAL SEASON...HIT A TREY AT SETON HALL IN THE SEASON-OPENER (11/12/11)...SCORED FOUR POINTS IN SEVEN MINUTES IN THE VICTORY AT HOWARD...PLAYED A SEASON-HIGH 12 MINUTES AND SCORED FIVE POINTS IN THE VICTORY AT SACRED HEART (1/7/12)...SCORED SEVEN POINTS IN THE VICTORY AGAINST MONMOUTH (1/12/12)...SCORED A CAREER-HIGH 11 POINTS AND ADDED THREE ASSISTS AND TWO STEALS AGAINST THE MOUNT (1/21/12)...SCORED SEVEN POINTS IN THE FIRST-HALF OF THE WIN AT ST. FRANCIS (PA) (1/26/12)...ADDED SEVEN POINTS IN 17 MINUTES AGAINST CCSU (2/2/12)...SCORED 10 POINTS (4-OF-6 FGA) AND ADDED TWO STEALS IN A CAREER-HIGH 26 MINUTES AT MONMOUTH (2/23/12).

**PRIOR TO SFC:** AVERAGED 11.0 POINTS, 4.2 REBOUNDS, 2.4 ASSISTS, AND 2.1 STEALS PER GAME AT MIDDLETOWN AS A SENIOR. . .HELPED LEAD THE TEAM TO AN 18-4 RECORD AND A CONFERENCE CHAMPIONSHIP. . .WAS NAMED AN ALL-CONFERENCE PERFORMER. . .WAS SELECTED TO PARTICIPATE IN THE MIDDLESEX COUNTY ALL-STAR GAME AND COMPETED FOR THE NORTHERN COUNTY SQUAD. . .FINEST

#### SANTAVENERE'S CAREER STATISTICS

YEAR	GP/S	FGM-FGA FG%	3FGM-3FGA	FTM-FTA FT%	PTS	PPG	REB	RPG	AST	TO	BLK	STL
2011-12	24/0	31-72, .431	12-42, .286	11-14 .786	85	3.5	17	0.7	11	13	0	11
2012-2013	16/0	14-43, .326	11-34, .324	5-6 .833	41	2.7	12	0.9	7	8	1	8
Totals	40/0	45-115, .404	23-76, .310	16-20 .800	126	3.2	29	0.8	18	21	1	19

## 2012-13 ST. FRANCIS BROOKLYN PLAYER PROFILES

### 2012-13 St.Francis Brooklyn Basketball St.Francis Brooklyn Individual Game-by-Game (as of Jan 24, 2013) All games

#### #11 SANTAVENERE, P.J.

Opponent	Date	gs	min	Total		3-Pointers		Free throws		Rebounds				pf	a	t/o	blk	stl	pts	avg
				fg-fga	pct	3fg-fga	pct	ft-fita	pct	off	def	tot	avg							
at Lafayette	11/09/12	5		0-1	.000	0-1	.000	0-0	.000	0	1	1	1.0	0	0	1	0	1	0	0.0
at Illinois	11/12/12	3		1-2	.500	1-1	1.000	0-0	.000	0	0	0	0.5	2	1	1	0	0	3	1.5
ARMY	11/20/12	11		0-2	.000	0-1	.000	0-0	.000	0	3	3	1.3	2	0	0	1	1	0	1.0
at Brown	11/24/12	19		2-5	.400	2-5	.400	0-0	.000	0	2	2	1.5	2	0	2	0	1	6	2.3
at Norfolk State	11/29/12	5		1-2	.500	0-1	.000	0-0	.000	0	0	0	1.2	0	0	1	0	2	2	2.2
at Albany	12/05/12	11		1-5	.200	1-4	.250	0-0	.000	0	1	1	1.2	2	1	1	0	0	3	2.3
at Boston College	12/8/12	13		1-2	.500	1-2	.500	0-0	.000	0	0	0	1.0	1	0	1	0	1	3	2.4
STONY BROOK UNIVERSI	12/11/12	5		0-0	.000	0-0	.000	0-0	.000	0	0	0	0.9	0	0	0	0	0	0	2.1
vs St. John's	12/15/12	8		0-4	.000	0-3	.000	0-0	.000	1	0	1	0.9	0	0	0	0	0	0	1.9
COLGATE	12/22/12	10		0-1	.000	0-1	.000	0-0	.000	0	0	0	0.8	0	1	0	0	1	0	1.7
at NJIT	12/30/12	17		3-5	.600	1-3	.333	2-2	1.000	0	1	1	0.8	2	1	0	0	0	9	2.4
at Quinnipiac University	01/03/12	14		2-3	.667	2-3	.667	2-2	1.000	0	1	1	0.8	3	0	0	0	0	8	2.8
at Sacred Heart	01/05/13	17		2-5	.400	2-4	.500	0-0	.000	1	1	2	0.9	2	2	0	0	0	6	3.1
MONMOUTH	01/17/13	7		0-5	.000	0-4	.000	0-0	.000	0	0	0	0.9	1	1	0	0	1	0	2.9
FAIRLEIGH DICKINSON	01/19/13	4		0-0	.000	0-0	.000	1-2	.500	0	0	0	0.8	0	0	1	0	0	1	2.7
LIU BROOKLYN	1/24/13	10		1-1	1.000	1-1	1.000	0-0	.000	0	0	0	0.8	2	0	0	0	0	3	2.8
Totals		0	159	14-43	.326	11-34	.324	5-6	.833	2	10	12	0.8	19	7	8	1	8	44	2.8

Games played: 16

Minutes/game: 9.9

Points/game: 2.8

FG Pct: 32.6

3FG Pct: 32.4

FT Pct: 83.3

Rebounds/game: 0.8

Assists/game: 0.4

Turnovers/game: 0.5

Assist/turnover ratio: 0.9

Steals/game: 0.5

Blocks/game: 0.1

## 2012-2013 ST. FRANCIS BROOKLYN PLAYER PROFILES

### # 5 JALEN CANNON

YEAR: SOPHOMORE

POSITION: FORWARD

HEIGHT: 6-6

WEIGHT: 225

HOMETOWN: ALLENTOWN, PA

HIGH SCHOOL: WILLIAM ALLEN



CAREER HIGH'S	SEASON-HIGH
POINTS	24 VS. COLGATE (12/22/12)
FIELD GOALS	11 VS. COLGATE (12/22/12)
FIELD GOALS ATTEMPTED	16 VS. COLGATE (12/22/12)
3PT FIELD GOALS	2 VS. LIU BROOKLYN (1/24/13)
3PT FIELD GOALS ATTEMPTED	2 @ WAGNER (1/12/13)
FREE THROWS	10 NJIT (12/30/12)
FREE THROWS ATTEMPTED	12 @ NJIT (12/30/12)
REBOUNDS	20 @ FDU (2/25/12)
OFF REBOUNDS	8 @ ARMY (12/31/11)
ASSISTS	3 (2x) LATEST @ BROWN (11/24/12)
TURNOVERS	5 @ NJIT (12/30/12)
BLOCKS	3 @ MOUNT ST. MARY'S (12/1/11)
STEALS	3 (2x) LATEST @ BROWN (11/24/12)
MINUTES	36 VS. ARMY (11/20/12)

2012-2013: THIRD IN NEC IN REBOUNDING (9.2 RPG.), SECOND IN FIELD GOAL PERCENTAGE (.586) AND IS 7TH IN SCORING (16.2)...RECORDED A DOUBLE-DOUBLE (13 POINTS, 13 REBOUNDS) IN THE VICTORY AT LAFAYETTE...PULLED DOWN 11 BOARDS AT ILLINOIS (11/12/12)...SCORED A THEN CAREER-HIGH 23 POINTS ON 9-OF-14 SHOOTING VS. ARMY (11/20/12)...ALSO GRABBED 10 BOARDS AGAINST THE BLACK KNIGHTS FOR HIS SECOND DOUBLE-DOUBLE OF SEASON AND 10TH OF CAREER...PRODUCED 20 POINTS ON 10-12 SHOOTING AND ALSO TIED CAREER-HIGHS IN ASSISTS (3) AND STEALS (3)...TIED HIS CAREER-HIGH WITH 23 POINTS AT BOSTON COLLEGE (12/8/12) AND ADDED 13 BOARDS FOR HIS THIRD DOUBLE-DOUBLE OF THE SEASON...CAME UP WITH HIS FOURTH "DOUBLE-DOUBLE" OF THE SEASON WITH 14 POINTS AND 11 BOARDS AGAINST ST. JOHN'S IN THE BARCLAYS CENTER (12/15/2012)...SCORED A CAREER-HIGH 24 POINTS ON 11-FOR-16 SHOOTING IN THE WIN AGAINST COLGATE (12/22/12)...RECORDED HIS 5TH "DOUBLE-DOUBLE" WITH 23 PTS AND 12 REBOUNDS AT NJIT (12/30/12)...ALSO CONVERTED A CAREER-BEST 10-OF-12 FROM THE LINE AGAINST THE HIGHLANDERS...WAS NAMED THE NEC Co-PLAYER OF THE WEEK (12/31)...SCORED 20 POINTS AND RIPPED DOWN A SEASON-HIGH 16 REBOUNDS AT SACRED HEART (1/5/13)...RECORDED HIS 8TH DOUBLE-DOUBLE AGAINST LIU BROOKLYN WITH 21 POINTS AND 10 BOARDS.

2011-2012: WAS NAMED TO THE NEC ALL ROOKIE TEAM...WAS THE SECOND-LEADING FRESHMEN REBOUNDER IN THE COUNTRY AT 8.8 RPG AND FINISHED TIED FOR 53RD OVERALL...WAS 5TH IN THE NCAA IN REBOUNDS PER 40 MINUTES (14.4)...TIED AN NEC SINGLE-GAME HIGH WITH 20 BOARDS AT FDU (2/25/12)...AVERAGED 23.4 MINUTES PER GAME...PACED THE TEAM IN REBOUNDING AT 8.8 PER GAME, WHICH WAS GOOD FOR 4TH IN THE CONFERENCE...WAS THIRD IN THE NEC IN OFFENSIVE BOARDS (3.4 PG)...RECORDED AN NEC FRESHMEN-HIGH EIGHT DOUBLE-DOUBLES, TIED FOR THE 3RD MOST IN THE LEAGUE...FINISHED SECOND IN THE NEC WITH 9.4 REBOUNDS PER GAME AND A .598 FIELD GOAL PERCENTAGE IN LEAGUE GAMES...NAMED NEC ROOKIE OF THE WEEK (1/16/12)...NEARLY RECORDED A DOUBLE-DOUBLE WITH A 10 POINT, 9 REBOUNDS EFFORT IN THE VICTORY AT MOUNT (12/1/11)...RECORDED A SEASON-HIGH 14 POINTS (7-9 FG) AND PULLED DOWN EIGHT BOARDS AT COLGATE (12/10/11)...RECORDED HIS FIRST CAREER DOUBLE-DOUBLE WITH 13 POINTS AND 10 REBOUNDS IN THE VICTORY AT HOWARD (12/12/11)...RECORDED 10 POINTS AND NINE BOARDS IN THE WIN AGAINST BROWN (12/29/11)...PULLED DOWN A THEN CAREER-HIGH 13 CAROMS AT ARMY (12/31/11) IN HIS FIRST CAREER START...TIED HIS SEASON-HIGH WITH 14 POINTS IN THE VICTORY AGAINST QUINNIPIAC (1/5/12)...RECORDED HIS SECOND DOUBLE-DOUBLE WITH A 13 POINT, 12 REBOUND PERFORMANCE AGAINST MONMOUTH (1/12/12)...GARNERED HIS THIRD DOUBLE-DOUBLE AGAINST FDU (1/14/12) WITH 10 POINTS AND 12 BOARDS...PRODUCED DOUBLE-DOUBLE #4 AGAINST THE MOUNT WITH 10 POINTS AND 11 CAROMS...ADDED HIS 5TH DOUBLE-DOUBLE WITH 13 POINTS AND 11 BOARDS IN THE WIN AT ROBERT MORRIS (1/28/12)...GRABBED 10 BOARDS AGAINST CCSU (2/2/12)...RECORDED HIS SIXTH DOUBLE-DOUBLE OF THE SEASON WITH 11 POINTS AND 10 BOARDS AGAINST BRYANT (2/4)...PULLED DOWN 19 BOARDS IN THE VICTORY AT QUINNIPIAC (2/16/12) AND ADDED 13 POINTS FOR HIS SEVENTH DOUBLE-DOUBLE...RECORDED HIS 8TH DOUBLE-DOUBLE WITH 15 POINTS AND 14 BOARDS AT MONMOUTH (2/23/12).

PRIOR TO SFC: CANNON WAS NAMED THE MORNING CALL (LEHIGH VALLEY) Co-PLAYER OF THE YEAR ALONG WITH VILLANOVA SOPHOMORE DARRUN HILLIARD. CANNON HELPED LEAD THE CANARIES TO A 23-5 RECORD AND WAS NAMED SECOND TEAM ALL-STATE (PIAA 4A) AFTER AVERAGING 19.6 POINTS, 10.3 REBOUNDS, AND 1.5 BLOCKS PER GAME. CANNON POURED IN 550 POINTS IN HIS SENIOR SEASON AND RECORDED TWO GAMES OF 30 OR MORE POINTS (VS. WHITEHALL AND POCONO MOUNTAIN EAST). CANNON ALSO SCORED 22 POINTS AND RIPPED 20 CAROMS IN THE DISTRICT II CLASS 4A CHAMPIONSHIP GAME VICTORY AGAINST LIBERTY.

#### CANNON'S CAREER STATISTICS

YEAR	GP/S	FGM-FGAPG%	3FGM-3FGA	FTM-FTA FT%	PTS	PPG	REB	RPG	AST	TO	BLK	STL
2011-12	30/18	85-153 .556	0-0	70-118 .593	240	8.0	265	8.8	22	24	16	17
2012-13	18/18	116-200 .580	5-12 .417	57-79 .722	294	16.2	166	9.1	11	23	7	17
Totals	48/36	201-353 .569	5-12 .417	127-197 .645	534	11.1	421	9.0	33	47	23	34

# 2012-2013 ST. FRANCIS BROOKLYN PLAYER PROFILES

## 2012-13 St.Francis Brooklyn Basketball St.Francis Brooklyn Individual Game-by-Game (as of Jan 24, 2013) All games

### #05 CANNON, Jalen

Opponent	Date	gs	min	Total		3-Pointers		Free throws		Rebounds				pf	a	t/o	blk	stl	pts	avg	
				fg-fga	pct	3fg-fga	pct	ft-fga	pct	off	def	tot	avg								
at Lafayette	11/09/12	*	32	5-8	.625	0-1	.000	3-7	.429	5	8	13	13.0	1	0	1	0	1	13	13.0	
at Illinois	11/12/12	*	30	4-7	.571	0-0	.000	0-0	.000	5	6	11	12.0	2	0	2	0	1	8	10.5	
ARMY	11/20/12	*	36	9-14	.643	0-0	.000	5-8	.625	5	5	10	11.3	1	1	0	1	2	23	14.7	
at Brown	11/24/12	*	40	10-12	.833	0-0	.000	0-0	.000	2	3	5	9.8	1	3	1	0	3	20	16.0	
at Norfolk State	11/29/12	*	33	8-13	.615	0-1	.000	0-0	.000	2	7	9	9.6	3	0	0	1	0	16	16.0	
at Albany	12/05/12	*	27	4-7	.571	0-0	.000	3-5	.600	3	4	7	9.2	2	1	2	0	1	11	15.2	
at Boston College	12/8/12	*	31	8-13	.615	0-0	.000	7-8	.875	5	8	13	9.7	3	2	2	0	2	23	16.3	
STONY BROOK UNIVERSITY	12/11/12	*	32	6-9	.667	0-1	.000	2-2	1.000	3	5	8	9.5	3	0	0	0	0	14	16.0	
vs St. John's	12/15/12	*	31	6-10	.600	0-0	.000	2-4	.500	6	5	11	9.7	4	0	0	0	0	14	15.8	
COLGATE	12/22/12	*	26	11-16	.688	0-0	.000	2-3	.667	4	2	6	9.3	1	0	0	1	1	24	16.6	
at NJIT	12/30/12	*	31	6-12	.500	1-1	1.000	10-12	.833	4	8	12	9.5	2	0	5	2	0	23	17.2	
at Quinnipiac University	01/03/12	*	31	4-9	.444	0-0	.000	6-7	.857	2	6	8	9.4	1	1	1	1	0	14	16.9	
at Sacred Heart	01/05/13	*	33	7-15	.467	1-1	1.000	5-6	.833	4	12	16	9.9	1	0	3	0	1	20	17.2	
THE MOUNT	01/10/13	*	26	4-8	.500	0-0	.000	0-2	.000	1	2	3	9.4	1	1	1	1	2	8	16.5	
at WAGNER	01/12/13	*	29	5-11	.455	1-2	.500	4-4	1.000	2	4	6	9.2	0	1	0	0	0	15	16.4	
MONMOUTH	01/17/13	*	26	5-9	.556	0-0	.000	3-5	.600	4	4	8	9.1	3	1	0	0	0	13	16.2	
FAIRLEIGH DICKINSON	01/19/13	*	30	7-13	.538	0-1	.000	0-0	.000	4	6	10	9.2	1	0	3	0	1	14	16.1	
LIU BROOKLYN	1/24/13	*	33	7-14	.500	2-4	.500	5-6	.833	3	7	10	9.2	4	0	3	0	2	21	16.3	
Totals			18	557	116-200	.580	5-12	.417	57-79	.722	64	102	166	9.2	34	11	24	7	17	294	16.3

Games played: 18  
Minutes/game: 30.9  
Points/game: 16.3  
FG Pct: 58.0  
3FG Pct: 41.7  
FT Pct: 72.2

Rebounds/game: 9.2  
Assists/game: 0.6  
Turnovers/game: 1.3  
Assist/turnover ratio: 0.5  
Steals/game: 0.9  
Blocks/game: 0.4

## 2012-2013 ST. FRANCIS BROOKLYN PLAYER PROFILES

### # 34 KEVIN DOUGLAS

YEAR: SOPHOMORE

POSITION: FORWARD

HEIGHT: 6-5

WEIGHT: 175

HOMETOWN: FREDERICK DOUGLASS ACADEMY III

HIGH SCHOOL: BRONX, NEW YORK



	CAREER HIGH'S	SEASON HIGH'S
POINTS	17 @ BROWN (11/24/12)	17 @ BROWN (11/24/12)
FIELD GOALS	6 (4x) LATEST VS. STONY BROOK (12/11/12)	6 VS. STONY BROOK (12/11/12)
FIELD GOALS ATTEMPTED	13 VS. ARMY (11/20/12)	13 VS. ARMY (11/20/12)
3PT FIELD GOALS	3 (3x) LATEST @ BOSTON COLLEGE (12/8/12)	3 (3x) LATEST @ BOSTON COLLEGE (12/8/12)
3PT FIELD GOALS ATTEMPTED	7 (2x) LATEST @ BOSTON COLLEGE (12/8/12)	7 (2x) LATEST @ BOSTON COLLEGE (12/8/12)
FREE THROWS	4 @ HOFSTRA (11/19/11)	2 (2x) LAT. @ BROWN (11/24/12)
FREE THROWS ATTEMPTED	4 (4x) LATEST @ BROWN (11/24/12)	4 @ BROWN (11/24/12)
REBOUNDS	8 @ WAGNER (12/3/11)	7 VS. COLGATE (12/22/12)
ASSISTS	2 (2x) LATEST VS. ARMY (11/20/12)	2 VS. ARMY (11/20/12)
TURNOVERS	3 @ BOSTON COLLEGE (12/8/12)	3 @ BOSTON COLLEGE (12/8/12)
BLOCKS	3 VS. ARMY (11/20/12)	3 VS. ARMY (11/20/12)
STEALS	2 (3x) LATEST @ BROWN (11/24/12)	2 (3x) LAT. @ BROWN (11/24/12)
MINUTES	34 VS. ARMY (11/20/12)	34 VS. ARMY (11/20/12)

**2012-2013:** STARTED THE FIRST 14 CONTESTS OF THE SEASON BEFORE SUFFERING A SEASON-ENDING HAND INJURY TO HIS NON-SHOOTING HAND...STARTED AT THE SMALL FORWARD SPOT AND PRODUCED 13 POINTS AND FIVE BOARDS IN 23 MINUTES AT LAFAYETTE...SCORED A THEN CAREER-HIGH 15 POINTS AND BLOCKED A CAREER-BEST THREE SHOTS AGAINST ARMY (11/20/12)...FOLLOWED THAT UP WITH A CAREER-BEST 17 POINTS IN THE VICTORY AT BROWN (11/24/12)...SCORED 13 POINTS AND HIT 3-OF-7 TREYS AT BOSTON COLLEGE (12/8/12)...SCORED 14 POINTS ON 6-10 SHOOTING VS. STONY BROOK (12/11/12).

**2011-2012:** AVERAGED 10.6 MINUTES PER GAME IN HIS FIRST SEASON AS A TERRIER...MADE HIS FIRST CAREER START AGAINST ALBANY...SCORED SEVEN POINTS AND GRABBED A SEASON-HIGH EIGHT REBOUNDS AT WAGNER (12/3/11)...CAME UP WITH TWO STEALS IN THE VICTORY AT THE MOUNT (12/1/11)...SCORED NINE POINTS AND GRABBED SIX REBOUNDS AT COLGATE (12/10/11)...GRABBED FOUR REBOUNDS IN EIGHT MINUTES AT MONMOUTH (2/23/12)...SCORED A SEASON-HIGH 14 POINTS (6-OF-8 FGA) AND ADDED FIVE REBOUNDS IN HIS SECOND CAREER START AT FDU (2/25/12).

**PRIOR TO SFC:** DOUGLAS, WHO WAS NAMED TO THE NEW YORK POST THIRD TEAM ALL BRONX SQUAD, AVERAGED 17.3 POINTS, 9.2 REBOUNDS, AND 2.3 BLOCKS PER GAME IN HIS SENIOR SEASON AT FDA III. HE HELPED LEAD THE LIONS TO A 27-2 RECORD AND A BERTH IN THE CLASS "B" FINALS AGAINST PATHWAYS, WHICH HAPPENED TO BE HELD AT ST. FRANCIS COLLEGE. DOUGLAS SCORED 23 POINTS ON HIS FUTURE HOME COURT AFTER RACKING UP 26 POINTS AND 13 REBOUNDS IN THE QUARTERFINALS AGAINST AUGUST MARTIN, AND HE ALSO ADDED 16 POINTS AGAINST MEDGAR EVERS IN THE SEMIFINALS. DOUGLAS ALSO AVERAGED 19.9 POINTS AND 11.3 REBOUNDS PER GAME AS A JUNIOR.

#### DOUGLAS'S CAREER STATISTICS

YEAR	GP/S	FGM-FGA	FG%	3FGM-3FGA	3FG%	FTM-FTA	FT%	PTS	PPG	REB	RPG	AST	TO	BLK	STL
2011-12	30/2	31/81	.383	7/31	.226	18-27	.667	87	2.9	65	2.2	11	20	3	15
2012-13	14/14	46/103	.447	18/48	.375	5-11	.455	115	8.2	51	3.6	6	17	9	6
Totals	44/16	77/184	.421	25/79	.316	23-38	.605	202	4.6	116	2.6	17	37	12	21

## 2012-2013 ST. FRANCIS BROOKLYN PLAYER PROFILES

### 2012-13 St.Francis Brooklyn Basketball St.Francis Brooklyn Individual Game-by-Game (as of Jan 24, 2013) All games

#### #34 DOUGLAS, Kevin

Opponent	Date	gs	min	Total		3-Pointers		Free throws		Rebounds				pf	a	t/o	blk	stl	pts	avg	
				fg-fga	pct	3fg-fga	pct	ft-fga	pct	off	def	tot	avg								
at Lafayette	11/09/12	*	23	5-9	.556	1-2	.500	2-2	1.000	2	3	5	5.0	2	0	1	1	0	13	13.0	
at Illinois	11/12/12	*	25	3-4	.750	1-2	.500	0-1	.000	1	3	4	4.5	2	0	1	0	0	7	10.0	
ARMY	11/20/12	*	34	6-13	.462	3-7	.429	0-2	.000	1	5	6	5.0	4	2	1	3	1	15	11.7	
at Brown	11/24/12	*	29	6-10	.600	3-5	.600	2-4	.500	2	0	2	4.3	4	0	1	1	2	17	13.0	
at Norfolk State	11/29/12	*	23	3-5	.600	1-3	.333	0-0	.000	1	1	2	3.8	4	0	1	0	1	7	11.8	
at Albany	12/05/12	*	17	3-7	.429	0-3	.000	0-0	.000	1	1	2	3.5	4	0	1	0	0	6	10.8	
at Boston College	12/8/12	*	29	5-11	.455	3-7	.429	0-0	.000	0	2	2	3.3	4	0	3	0	0	13	11.1	
STONY BROOK UNIVERSITY	12/11/12	*	23	6-10	.600	2-5	.400	0-0	.000	0	5	5	3.5	4	1	0	0	0	14	11.5	
vs St. John's	12/15/12	*	21	4-12	.333	2-5	.400	0-0	.000	0	6	6	3.8	4	1	3	1	0	10	11.3	
COLGATE	12/22/12	*	26	0-9	.000	0-5	.000	1-2	.500	2	5	7	4.1	2	1	0	0	1	1	10.3	
at NJIT	12/30/12	*	23	3-4	.750	0-1	.000	0-0	.000	2	4	6	4.3	4	1	0	1	0	6	9.9	
at Quinnipiac University	01/03/12	*	14	1-5	.200	1-1	1.000	0-0	.000	1	2	3	4.2	1	0	1	2	1	3	9.3	
at Sacred Heart	01/05/13	*	9	1-3	.333	1-1	1.000	0-0	.000	0	0	0	3.8	1	0	2	0	0	3	8.8	
THE MOUNT	01/10/13	*	6	0-1	.000	0-1	.000	0-0	.000	0	1	1	3.6	3	0	2	0	0	0	8.2	
Totals			14	302	46-103	.447	18-48	.375	5-11	.455	13	38	51	3.6	43	6	17	9	6	115	8.2

Games played: 14  
Minutes/game: 21.6  
Points/game: 8.2  
FG Pct: 44.7  
3FG Pct: 37.5  
FT Pct: 45.5

Rebounds/game: 3.6  
Assists/game: 0.4  
Turnovers/game: 1.2  
Assist/turnover ratio: 0.4  
Steals/game: 0.4  
Blocks/game: 0.6

## 2012-2013 ST. FRANCIS BROOKLYN PLAYER PROFILES

### # 44 ANTHONY WHITE

YEAR: FRESHMAN

POSITION: GUARD

HEIGHT: 6-2

WEIGHT: 190

HOMETOWN: WILLIAM FLOYD

HIGH SCHOOL: MASTIC, NEW YORK



<b>CAREER HIGH'S</b>	
POINTS	6 @ BOSTON COLLEGE (12/8/12)
FIELD GOALS	3 @ BOSTON COLLEGE (12/8/12)
FIELD GOALS ATTEMPTED	6 @ NORFOLK STATE (11/29/12)
3PT FIELD GOALS	0
3PT FIELD GOALS ATTEMPTED	2 @ NORFOLK STATE (11/29/12)
FREE THROWS	0
FREE THROWS ATTEMPTED	1 @ BOSTON COLLEGE (12/8/12)
REBOUNDS	4 @ BOSTON COLLEGE (12/8/12)
ASSISTS	1 (2x) LATEST @ WAGNER (1/12/13)
TURNOVERS	4 @ BOSTON COLLEGE (12/8/12)
BLOCKS	2 @ BOSTON COLLEGE (12/8/12)
STEALS	2 @ WAGNER (1/12/13)
MINUTES	29 vs. FDU (1/19/13)

2012-2013: MADE HIS DEBUT AT ILLINOIS...CONVERTED HIS FIRST HOOP WITH A JUMPER AT BROWN (11/24/12)...SCORED FOUR POINTS AT NORFOLK STATE (11/29/12)...FILLED IN NICELY AT BOSTON COLLEGE (12/8/12) FOR THE INJURED DRE CALLOWAY GETTING 20 MINUTES AT THE POINT...HIT 3-OF-5 FIELD GOAL ATTEMPTS AND ADDED FOUR REBOUNDS AND A PAIR OF BLOCKS. RECORDED A CAREER-HIGH TWO STEALS AT WAGNER (1/12/13) AND TIED HIS SEASON-HIGH WITH 20 MINUTES OF ACTION...HANDED OUT A SEASON-HIGH FIVE ASSISTS AND TIED A SEASON-HIGH WITH FOUR BOARDS AGAINST FDU LAST SATURDAY...ALSO PLAYED A SEASON-HIGH 29 MINUTES.

AVERAGED 21.3 POINTS, 14.4 REBOUNDS, 7.1 ASSISTS, 3.5 BLOCKS, AND 4.2 STEALS PER GAME AND LED THE WILLIAM FLOYD COLONIALS TO THE SUFFOLK COUNTY AA CHAMPIONSHIP LAST SEASON...WAS NAMED TO THE THIRD TEAM 2012 ALL-NEW YORK STATE SQUAD...WAS NAMED THE SUFFOLK LEAGUE I MVP FOR THE SECOND STRAIGHT SEASON... SCORED A CAREER-HIGH 34 POINTS, INCLUDING THE GO-AHEAD BUCKET TO LIFT FLOYD TO A VICTORY OVER BRENTWOOD, CLINCHING THE SUFFOLK LEAGUE I TITLE...DURING HIS JUNIOR YEAR (2010-2011), WHITE LED FLOYD IN SCORING (18.6), REBOUNDING (12.3), AND ASSISTS (5.4)...HE WAS ONE OF TWO JUNIORS SELECTED TO THE NEWSDAY ALL-LONG ISLAND TEAM AND THE BCANY (BASKETBALL COACHES ASSOCIATION OF NY) CLASS AA ALL-STATE TEAMS...IN THE SUMMER OF 2011, WHITE LED THE LONG ISLAND SQUAD TO THE GOLD MEDAL AT THE NY STATE SUMMER BASKETBALL CHAMPIONSHIP HELD IN JOHNSON CITY, NY. HE WAS THE LEADING SCORER (20 PPG.) FOR THE LONG ISLAND TEAM THAT WENT ON TO THE CHAMPIONSHIP. IN FACT, HIS BUZZER-BEATING THREE-POINTER SENT THE GAME INTO OVERTIME, WHERE THEY EVENTUALLY DEFEATED HUDSON VALLEY IN THE SEMIFINALS. ANTHONY WAS THE LEADING SCORER IN ALL GAMES INCLUDING THE CHAMPIONSHIP GAME AGAINST THE HOST TEAM, CENTRAL NEW YORK...“ANTHONY IS A PHYSICAL GUARD THAT GIVES US VERSATILITY ON THE PERIMETER,” BRAICA SAID. “HE’S GOT A GREAT FEEL FOR THE GAME, POSSESSES THE ABILITY TO CREATE HIS OWN SHOT, AND IS AN EXCEPTIONAL BALL-HANDLER AND PASSER.”

#### WHITE'S CAREER STATISTICS

YEAR	GP/S	FGM-FGA FG%	3FGM-3FGA	FTM-FTA FT%	PTS	PPG	REB	RPG	AST	TO	BLK	STL
2012-13	15/0	9-30, .300	0-9, .000	1-3, .333	19	1.3	17	1.1	10	10	4	4

# 2012-2013 ST. FRANCIS BROOKLYN PLAYER PROFILES

## 2012-13 St.Francis Brooklyn Basketball St.Francis Brooklyn Individual Game-by-Game (as of Jan 24, 2013) All games

### #44 WHITE, Anthony

Opponent	Date	gs	min	Total		3-Pointers		Free throws		Rebounds				pf	a	t/o	blk	stl	pts	avg
				fg-fga	pct	3fg-fga	pct	ft-fita	pct	off	def	tot	avg							
at Illinois	11/12/12	7		0-1	.000	0-1	.000	0-0	.000	0	1	1	1.0	0	1	0	0	0	0	0.0
ARMY	11/20/12	4		0-0	.000	0-0	.000	0-0	.000	1	0	1	1.0	0	0	1	0	1	0	0.0
at Brown	11/24/12	3		1-2	.500	0-0	.000	0-0	.000	0	0	0	0.7	0	0	0	0	0	2	0.7
at Norfolk State	11/29/12	9		2-6	.333	0-2	.000	0-0	.000	1	1	2	1.0	1	0	1	0	0	4	1.5
at Albany	12/05/12	1		0-0	.000	0-0	.000	0-0	.000	0	0	0	0.8	0	1	0	0	0	0	1.2
at Boston College	12/8/12	20		3-5	.600	0-0	.000	0-1	.000	1	3	4	1.3	1	1	4	2	1	6	2.0
STONY BROOK UNIVERSI	12/11/12	10		0-1	.000	0-1	.000	0-0	.000	0	0	0	1.1	2	0	2	1	0	0	1.7
vs St. John's	12/15/12	3		0-0	.000	0-0	.000	0-0	.000	0	0	0	1.0	0	0	0	0	0	0	1.5
at Quinnipiac University	01/03/12	5		0-2	.000	0-1	.000	0-0	.000	0	1	1	1.0	0	0	0	0	0	0	1.3
at Sacred Heart	01/05/13	2		0-0	.000	0-0	.000	0-0	.000	0	0	0	0.9	0	0	0	0	0	0	1.2
THE MOUNT	01/10/13	8		0-1	.000	0-0	.000	0-0	.000	0	0	0	0.8	0	1	1	0	0	0	1.1
at WAGNER	01/12/13	20		1-2	.500	0-0	.000	0-0	.000	1	1	2	0.9	2	1	0	1	2	2	1.2
MONMOUTH	01/17/13	14		1-3	.333	0-1	.000	0-0	.000	1	1	2	1.0	0	0	0	0	0	2	1.2
FAIRLEIGH DICKINSON	01/19/13	29		1-5	.200	0-1	.000	1-2	.500	0	4	4	1.2	3	5	1	0	0	3	1.4
LIU BROOKLYN	1/24/13	4		0-2	.000	0-2	.000	0-0	.000	0	0	0	1.1	0	0	0	0	0	0	1.3
Totals		0	139	9-30	.300	0-9	.000	1-3	.333	5	12	17	1.1	9	10	10	4	4	19	1.3

Games played: 15

Minutes/game: 9.3

Points/game: 1.3

FG Pct: 30.0

3FG Pct: 0.0

FT Pct: 33.3

Rebounds/game: 1.1

Assists/game: 0.7

Turnovers/game: 0.7

Assist/turnover ratio: 1.0

Steals/game: 0.3

Blocks/game: 0.3

## # 13 MIKE NIERVA

**HIGH SCHOOL: ST. JOSEPH'S BY THE SEA**



SEASON/CAREER HIGH'S	
POINTS	3 vs. LIU BROOKLYN (1/24/13)
FIELD GOALS	1 vs. LIU BROOKLYN (1/24/13)
FIELD GOALS ATTEMPTED	1 vs. LIU BROOKLYN (1/24/13)
3PT FIELD GOALS	1 vs. LIU BROOKLYN (1/24/13)
3PT FIELD GOALS ATTEMPTED	1 vs. LIU BROOKLYN (1/24/13)
FREE THROWS	
FREE THROWS ATTEMPTED	
REBOUNDS	
ASSISTS	
TURNOVERS	
BLOCKS	
STEALS	
MINUTES	1 (2X) LATEST VS. vs. LIU BROOKLYN (1/24/13)

**2012-2013: WALK-ON. PLAYED ONE MINUTE IN THE BARCLAYS CENTER AGAINST ST. JOHN'S (12/15), HIS FIRST CAREER ACTION. SCORED HIS FIRST CAREER HOOP, A TREY IN THE FINAL SECONDS AGAINST LIU-BROOKLYN (1/24/13)**

**2011-2012: WALK-ON FOR THE TERRIERS. DID NOT SEE ACTION BUT PRACTICED WITH THE SQUAD.**

PRIOR TO ST. FRANCIS (NY): THREE-YEAR STARTER AT ST. JOSEPH'S BY THE SEA...WAS THE TEAMS LEADING SCORER IN 2010-2011 SEASON...POURED IN 30 POINTS IN THE NEW YORK CITY CATHOLIC HIGH SCHOOL INTERSCHOLASTIC ATHLETIC ASSOCIATION (CHSIAA) CHAMPIONSHIP GAME DEFEAT AGAINST SALESIAN (NEW ROCHELLE)...SCORED 12 POINTS IN THE CLASS (B) SEMIFINAL VICTORY OVER SACRED HEART.

## NIERVA'S CAREER STATISTICS

[illegible]

## ST. FRANCIS BROOKLYN MEN'S BASKETBALL HISTORY

ST. FRANCIS COLLEGE BOASTS THE OLDEST BASKETBALL PROGRAM AMONG NEW YORK CITY'S COLLEGES, PUTTING ITS FIRST PLAYERS ON THE COURT IN 1896 ONLY FIVE YEARS AFTER DR. JAMES NAI-SMITH INVENTED THE GAME. THE COLLEGE'S FIRST RECORDED GAME CAME IN 1901 AGAINST BROWN UNIVERSITY. THE BOYS FROM BROOKLYN FINISHED THE 1901 SEASON WITH A 13-1 MARK.

ST. FRANCIS WAS A MAJOR PLAYER ON THE SPORTS SCENE DURING THE CITY'S COLLEGE BASKETBALL GLORY DAYS OF THE 1940S AND 1950S. THE 1942 SQUAD AVERAGED 59 POINTS PER GAME AND IN 1949 THE TERRIERS BECAME THE FIRST TEAM IN THE NEW YORK CITY AREA TO HAVE ITS GAMES BROADCAST ON TELEVISION. ST. FRANCIS DEFEATED SETON HALL IN THE INAUGURAL TELECAST ON WPIX. IN THE '50S THE TEAM COMPETED IN THE NATIONAL INVITATION TOURNAMENT (NIT) SEVERAL TIMES AND WAS RANKED SECOND IN THE NATION IN 1955, A SEASON IN WHICH THE TERRIERS STRUNG TOGETHER 18 CONSECUTIVE WINS.

IN THE 1953-1954 SEASON, THE TERRIERS ACCUMULATED THE HIGHEST WIN TOTAL IN THE 105-YEAR HISTORY OF ST. FRANCIS BASKETBALL, 23 WINS AND 5 LOSSES. THAT YEAR, THE ST. FRANCIS COLLEGE TERRIERS PARTICIPATED IN THE NIT FOR THE FIRST TIME IN SCHOOL HISTORY, LOSING TO HOLY CROSS IN THE QUARTERFINALS. IN 2003, THE TERRIERS PARTICIPATED IN THE PRESEASON NIT FOR THE FIRST TIME IN SCHOOL HISTORY, LOSING TO THE UNIVERSITY OF MASSACHUSETTS IN THE FIRST ROUND.

THE 1998-1999 TEAM, HAD THEIR FIRST 20-WIN SEASON IN 43 YEARS. PRIOR TO THE 1998-99 SEASON, THE LAST ST. FRANCIS TEAM TO SURPASS THE 20-WIN MARK WAS THE 1955-1956 TEAM LED BY HEAD COACH DANIEL LYNCH, WITH AN OVERALL RECORD OF 21-4.

OVER THE LAST DECADE, THE TERRIERS HAVE COME CLOSE TO WINNING THEIR FIRST NORTHEAST CONFERENCE CHAMPIONSHIP AND EARNING THEIR FIRST INVITATION TO THE NCAA BASKETBALL TOURNAMENT. DURING THAT TIME THE TEAM HAS WON TWO NEC REGULAR SEASON TITLES – INCLUDING A SHARE OF THE CROWN IN 2003-04 – AND HAS MADE FIVE NEC TOURNAMENT SEMIFINAL AND TWO CHAMPIONSHIP GAME APPEARANCES.

THE TERRIERS ARE ONE OF JUST FIVE SCHOOLS THAT HAVE NEVER MADE THE NCAAs DESPITE BEING MEMBERS OF DIVISION I SINCE THE MODERN RE-CLASSIFICATION OF THE DIVISION IN 1948. THE OTHERS ARE WILLIAM & MARY, ARMY, NORTHWESTERN, AND THE CITADEL.