

2011-12 St. Francis College (NY) Men's Basketball Game Notes



**ST. FRANCIS (NY)
TERRIERS
(8-10, 5-2 NEC)**

vs.

**MOUNT ST. MARY'S
MOUNTAINEERS
(4-14, 2-5 NEC)
JAN. 21, 2012, 5:00 PM**



HALL OF FAME DAY

PROBABLE STARTERS (2011-2012 STATS)

Pos.	PLAYER	MPG	PPG	RPG	APG	PLAYER NOTES
PG	# 15 JUSTIN NEWTON	18.5	14	2.7	3.2	HAS STARTED 12 CONTESTS IN PLACE OF CALLOWAY (OUT FOR YEAR SHOULDER)
G	# 3 BEN MOCKFORD	314	11.3	2.2	0.3	THE NEC POW (DECEMBER 19TH), 10TH IN NCAA (3.1 3 3-FGPG.)
F	# 2 STEFAN PERUNICIC	30.8	13.3	2.9	1.3	JOINED THE 1,000 PT CLUB VS. QPACK...257 CAREER TREYS 2ND ON ALL-TIME SCHOOL LIST.
F	#5 JALEN CANNON	22.3	8.0	7.6	04	THE CURRENT NEC ROOKIE OF THE WEEK AFTER BACK-TO-BACK DOUBLE-DOUBLES
F/C	#30 AKEEM JOHNSON	23.3	10.2	5.3	0.9	RETURNED TO LINEUP THURSDAY AFTER MISSING TWO GAMES (SHOULDER)

RESERVES

Pos.	PLAYER	MPG	PPG	RPG	APG	PLAYER NOTES
F	#14 TRAVIS NICHOLS	20.8	8.3	44	0.2	THE NEC PLAYER OF WEEK AFTER 24-PT, 14 REB OUTBURST AT SETON HALL
G	#1 BRENT JONES	19.7	64	2.7	3.3	DISTRIBUTED A SEASON-HIGH SEVEN ASSISTS IN WINS AT HOWARD & SACRED HEART
F	#34 KEVIN DOUGLAS	12.3	3.2	2.2	04	MADE FIRST CAREER START AGAINST ALBANY
C	# 33 MATT MILK	10.5	2.6	1.7	0.1	16-FOR-21 (76 PERCENT)FROM FLOOR OVER LAST FIVE GAMES.
F	# 12 MILOS TRIVIC	3.0	04	0.3	0.2	MADE 25 APPERANCES IN HIS FIRST SEASON
F	#23 LOWELL ULMER	2.7	0.7	1.1	0.2	AVERAGED 16.8 PPG. AT STATEN ISLAND TECH DURING THE 2008-2009 SEASON.
G	#11 P.J. SANTAVENERE	6.6	2.6	0.6	0.2	SCORED A SEASON-HIGH 7 POINTS VS. MONMOUTH (1/12/12)

ST. FRANCIS (N.Y.) vs. MOUNT ST. MARY'S

THE TERRIERS TRAIL THE ALL-TIME SERIES BY A 27-26 MARGIN. THE TERRIERS DEFEATED THE MOUNT, 64-54, ON DECEMBER 1ST IN EMMITSBURG, MARYLAND. SOPHOMORE GUARD BEN MOCKFORD SCORED 19 POINTS AND SENIOR FORWARD STEFAN PERUNICIC ADDED 14 POINTS AND THREE STEALS.

TERRIERS UPDATE

- ST. FRANCIS (NY) HAD WON FOUR STRAIGHT UNTIL FALLING AT HOME, 73-61, AGAINST THE WAGNER SEAHAWKS ON THURSDAY EVENING. THE TERRIERS LED 37-34 AT THE BREAK BUT SHOT JUST 38 PERCENT IN THE SECOND-HALF AND FINISHED WITH A GAME-HIGH 23 TURNSOVERS. SENIOR FORWARD STEFAN PERUNICIC PACED THE TERRIERS WITH 16 POINTS AND JUNIOR AKEEM JOHNSON (13 POINTS) AND FRESHMAN JALEN CANNON (11 POINTS, 9 REBOUNDS) WERE ALSO IN DOUBLE-FIGURES.
- OVER THEIR PAST FIVE GAMES, THE TERRIERS ARE SHOOTING 50 PERCENT FROM THE FIELD, 37 PERCENT FROM BEHIND THE ARC, AND 82 PERCENT FROM THE CHARITY-STRIPE.
- FRESHMAN POWER FORWARD JALEN CANNON PRODUCED DOUBLE-DOUBLES IN BOTH CONTESTS LAST WEEK AND WAS NAMED THE NEC ROOKIE OF THE WEEK. CANNON NOW HAS THREE DOUBLE-DOUBLES ON THE SEASON. CANNON IS NOW 6TH ON THE CIRCUIT IN REBOUNDING (7.6 PG.) AND IS FOURTH IN OFFENSIVE BOARDS PER GAME (3.41). THE POWER FORWARD IS AVERAGING 10.6 POINTS AND 9.4 REBOUNDS SINCE BEING INSERTED INTO THE STARTING LINEUP ON NEW YEAR'S EVE AGAINST ARMY AND ST. FRANCIS (N.Y.) IS 4-2 SINCE HIS PROMOTION.
- STEFAN PERUNICIC IS AVERAGING 16.6 POINTS OVER THE LAST FIVE CONTESTS AND IS SHOOTING 56 PERCENT (19-34) FROM BEHIND THE ARC DURING THE STRETCH. PERUNICIC HAS CLIMBED TO 14TH IN THE LEAGUE IN SCORING (13.3 PPG.) AND HE'S NOW TIED WITH TEAMMATE BEN MOCKFORD IN 3-POINT FIELD GOALS PER GAME (2.78). PERUNICIC IS THE NEC'S ACTIVE LEADER WITH 257 LONG-RANGE BOMBS AND IS SECOND ON THE ALL-TIME SCHOOL LIST.
- SOPHOMORE POINT GUARD BRENT JONES MADE HIS FIRST COLLEGIATE START ON THURSDAY AGAINST WAGNER. JONES IS AVERAGING 10.8 POINTS, 4.4 REBOUNDS, AND 4.0 ASSISTS OVER HIS LAST FIVE CONTESTS.
- SOPHOMORE CENTER MATT MILK HAS ERASED AN EARLY-SEASON SLOW START BY HITTING 16 OF HIS LAST 21 FIELD GOAL ATTEMPTS (76 PERCENT).
- SFNY PLACED FIVE-PLAYERS IN DOUBLE-FIGURES FOR THE FIRST TIME SINCE 11/22/08 (VS. HARTFORD) IN THE WIN AGAINST MONMOUTH ON JANUARY 12TH. THE TERRIERS, OUTBOARDED THE HAWKS BY A 49-22 MARGIN IN THE CONTEST.

RECENT SFNY vs. MOUNT HISTORY

12/1/11	@ MOUNT	W. 64-54
2/17/11	@ MOUNT	W. 63-60
1/15/11	SFNY	L. 70-61
1/21/10	SFNY	W. 63-60
1/14/10	@ MOUNT	W. 61-58
2/12/09	@ MOUNT	L. 68-57
1/10/09	SFNY	L. 74-62
1/31/08	@ MOUNT	L. 97-60
1/3/08	SFNY	L. 68-60
2/24/07	SFNY	W. 56-55
1/11/07	MOUNT	L. 72-54

STATISTICAL COMPARISON

ST FRANCIS (NY) (8-10, 5-2)	
FG %	432
OPP FG %	447
3-PT FG %	351
OPP 3-PT	327
FT %	670
REBOUND MARGIN:	+34
APG:	124
PPG:	68.3
PTS ALLOW PG:	696
PT DIFF:	-12
TO PER GAME:	170
OPP TO PER GAME:	146
SPG:	6.2
BPG:	24

STATISTICAL COMPARISON

MOUNT ST. MARY'S (4-14, 2-5)	
FG %	420
OPP FG %	434
3-PT FG %	308
OPP 3-PT	293
FT %	647
REBOUND MARGIN:	-08
APG:	111
PPG:	576
PTS ALLOW PG:	664
PT DIFF:	-88
TO PER GAME:	172
OPP TO PER GAME:	128
SPG:	5.7
BPG:	3.8

ST FRANCIS COLLEGE (NY)

ABOUT ST. FRANCIS COLLEGE

ST. FRANCIS COLLEGE WAS FOUNDED IN 1859 AS ST. FRANCIS ACADEMY BY A GROUP OF NEWLY ARRIVED FRANCISCAN BROTHERS FROM IRELAND. THE BROTHER'S MISSION WAS TO EDUCATE YOUNG MEN FROM WORKING-CLASS FAMILIES IN THE BROOKLYN DIOCESE. ST. FRANCIS ACADEMY PROVIDED A SOUND EDUCATION WITH A RIGOROUS CURRICULUM AND PERSONAL SUPPORT, ALL FOR A MODEST TUITION, CHARACTERISTICS THAT ENDURE TODAY.

IN 1884, ST. FRANCIS COLLEGE RECEIVED ITS CHARTER FROM NEW YORK STATE ESTABLISHING A LITERARY COLLEGE WHICH COULD AWARD DIPLOMAS, HONORS, AND DEGREES. IN 1926, ST. FRANCIS COLLEGE BUILT A LARGER CAMPUS NEAR ITS ORIGINAL SITE IN COBBLE HILL, WHERE IT REMAINED UNTIL THE 1960s WHEN THE COLLEGE RELOCATED TO ITS CURRENT SITE ON REMSEN STREET IN BROOKLYN HEIGHTS. THE NEW LOCATION AND OPENING THE COLLEGE'S DOORS UP TO WOMEN FOR THE FIRST TIME LED TO AN INFLUX OF STUDENTS FROM ALL FIVE BOROUGHS OF NEW YORK CITY AND BEYOND, DOUBLING THE STUDENT POPULATION.

THE CORNERSTONE OF THE ST. FRANCIS COLLEGE EXPERIENCE IS ACADEMICS. ALL STUDENTS COMPLETE A CORE CURRICULUM THAT OFFERS A FOUNDATION FOR INTELLECTUAL AND PROFESSIONAL GROWTH. ONCE COMPLETED, THEY CHOOSE FROM ONE OF 74 MAJORS, MANY IN THE LIBERAL ARTS AND OTHERS GEARED TO SPECIFIC PROFESSIONS. INCLUDED A FIVE YEAR COMBINED BACHELOR'S/MASTER'S DEGREE IN ACCOUNTING. AN HONORS PROGRAM SERVES STUDENTS OF HIGH ACHIEVEMENT AND A BROAD SCHOLARSHIP PROGRAM SUPPORTS THOSE WHO ARE LIKELY TO PERFORM WELL ACADEMICALLY.

AN NCAA-DIVISION I INSTITUTION, ST. FRANCIS COLLEGE OFFERS STUDENTS THE OPPORTUNITY TO PLAY FOR ANY OF 19 VARSITY MEN'S AND WOMEN'S ATHLETIC TEAMS, INCLUDING ITS MEN'S BASKETBALL TEAM, WHOSE PROGRAM IS AMONG THE OLDEST IN NEW YORK CITY. TEAMS COMPETE IN MANY WELL-KNOWN NEW YORK CITY VENUES SUCH AS THE USTA NATIONAL TENNIS CENTER, HOME OF THE U.S. OPEN, ICAHN STADIUM ON RANDALL'S ISLAND AND AVIATOR SPORTS AT FLOYD BENNETT FIELD.

TODAY, FIRST-GENERATION COLLEGE-GOERS AND STUDENTS OF ALL BACKGROUNDS ARE AMONG ST. FRANCIS COLLEGE'S DIVERSE POPULATION. ITS CATHOLIC-FRANCISCAN HERITAGE, CENTRAL TO LIFE AT THE COLLEGE, ALLOWS FACULTY AND ADMINISTRATORS TO EMBRACE, SUPPORT, AND ENCOURAGE ALL STUDENTS AS THEY PURSUE FULFILLMENT OF THEIR DREAMS.

MEDIA INFORMATION

LOCKER ROOM POLICY: ST. FRANCIS COLLEGE AND VISITING LOCKER ROOMS ARE CLOSED TO THE MEDIA. FOR ANY SPECIAL INTERVIEW REQUESTS, PLEASE CONTACT DAVID GANSELL. AT LEAST TWENTY-FOUR HOURS OF ADVANCED NOTICE IS APPRECIATED. INTERVIEWS WILL BE CONDUCTED AT A DESIGNATED AREA.

MEDIA SERVICES

ALL MEDIA COVERING THE EVENT WILL RECEIVE A GAME PROGRAM, NOTES, COMPLETE PLAY-BY-PLAY, HALFTIME BOX SCORE AND COMPLETE FINAL STATISTICS.

HOW TO REACH US:

SPORTS INFORMATION OFFICE:

DAVID GANSELL

PHONE: 718489.5369

FAX: 718.797.2140

EMAIL: DGANSELL@STFRANCISCOLLEGE.EDU

CELL PHONE: (718) 930-4237

WWW.SFCATHLETICS.COM



QUICK FACTS

LOCATION	BROOKLYN HEIGHTS, NY
FOUNDED	1859
PRESIDENT	BRENDAN J. DUGAN '68
ENROLLMENT	2,300
NICKNAME	TERRIERS
COLORS	RED & BLUE
AFFILIATION	NCAA DIVISION I
CONFERENCE	NORTHEAST
HOME COURT (CAPACITY)	POPE PE CENTER (1,200)
SCHOOL WEBSITE	WWW.STFRANCISCOLLEGE.EDU
ATHLETICS WEBSITE	WWW.SFCATHLETICS.COM
FACULTY ATHLETIC REPRESENTATIVE	DR. JENNIFER LANCASTER

ATHLETICS

DIRECTOR OF ATHLETICS	IRMA GARCIA '80
ASST. DIRECTOR OF ATHLETICS	ANTHONY KURTIN '00
SENIOR WOMAN ADMINISTRATOR	MEGHAN K. O'BRIEN
ASSISTANT DIR. OF ATHLETICS	CARL QUIGLEY '75
DIRECTOR OF COMPLIANCE	JIM HOFFMAN
DIRECTOR OF SPORTS INFORMATION	DAVID GANSELL
DIRECTOR OF MARKETING	MEGHAN O'BRIEN
ASSISTANT SPORTS INFO DIRECTOR	BRIAN D. MORALES '08
DIRECTOR OF SPORTS MEDICINE	TBA
ASST. DIRECTOR OF SPORTS MEDICINE	TARA TEMPLE, A.T.C.
ASST. DIRECTOR OF SPORTS MEDICINE	ARMANDO RODRIGUEZ, A.T.C.
STRENGTH AND CONDITIONING DIR.	RYAN BENFIELD

IMPORTANT PHONE NUMBERS

ATHLETICS DEPARTMENT PHONE	(718) 489-5490
ATHLETICS FAX	(718) 797-2140
SPORTS INFORMATION PHONE 1	(718) 489-5369
SPORTS INFORMATION PHONE 2	(718) 489-5491
SPORTS INFORMATION EMAIL 1	DGANSELL@STFRANCISCOLLEGE.EDU
SPORTS INFORMATION EMAIL 2	BMORALES@STFRANCISCOLLEGE.EDU
SPORTS MEDICINE PHONE	(718) 489-5216



HEAD COACH GLENN BRAICA

SECOND SEASON AS HEAD COACH
ALMA MATER: QUEENS COLLEGE
CAREER RECORD: 23-25

BROOKLYN- BORN GLENN BRAICA WAS NAMED THE 17TH HEAD COACH IN THE HISTORY OF THE ST. FRANCIS COLLEGE MEN'S BASKETBALL PROGRAM ON MAY 20, 2010.

IN HIS FIRST SEASON ON THE SIDELINES, BRAICA LED THE TERRIERS TO A 15-15 CAMPAIGN AND THE NO. 5 SEED IN THE NORTHEAST CONFERENCE TOURNAMENT. IT WAS THE PROGRAM'S BEST RECORD SINCE THE 2003-04 SEASON WHEN ST. FRANCIS FINISHED 15-13 AND WON A SHARE OF THE NEC REGULAR-SEASON TITLE.

UNDER BRAICA, THE TERRIERS INCREASED THEIR SCORING BY MORE THAN SIX POINTS PER GAME FROM THE PREVIOUS SEASON AND WERE ONE OF THE BEST TEAMS IN THE COUNTRY IN TAKING CARE OF THE BASKETBALL, AVERAGING A CONFERENCE-LOW 13.3 TURNOVERS PER GAME. THE TEAM ALSO LED THE CIRCUIT WITH 780 STEALS PER GAME.

ST. FRANCIS DIRECTOR OF ATHLETICS IRMA GARCIA INTRODUCED BRAICA TO THE CAMPUS AND MEDIA ON APRIL 29, 2011. "THIS IS A GREAT DAY FOR ST. FRANCIS COLLEGE BASKETBALL," GARCIA SAID. "GLENN WAS A SOLID COACH FOR US WHEN HE WAS HERE THE FIRST TIME. WITH GLENN CALLING THE OFFENSE, THE TERRIERS WERE IN THE TOP FOUR IN THE CONFERENCE ALMOST EVERY YEAR. HE KNEW HOW TO WIN THEN, AND NOW WITH SIX YEARS IN THE BIG EAST UNDER HIS BELT, HE'S COMING BACK WITH INCREDIBLE EXPERIENCE THAT WILL GIVE OUR PROGRAM A HUGE LIFT TOWARD THE UPPER ECHELON OF THE NORTHEAST CONFERENCE."

BRAICA SPENT SIX SEASONS AS AN ASSISTANT AT ST. JOHN'S UNDER NORM ROBERTS. THE NATIVE NEW YORKER PATROLLED THE TERRIERS' SIDELINES FOR 15 YEARS AND WAS THE ASSOCIATE HEAD COACH FROM THE 2000-01 SEASON TO 2003-04 UNDER RON GANULIN. DURING BRAICA'S LAST SEVEN YEARS AT ST. FRANCIS, THE TERRIERS POSTED A 118-83 RECORD, INCLUDING AN 88-42 MARK IN THE NEC AND CAPTURED TWO REGULAR SEASON TITLES. THEY FINISHED WITH A .500 OR BETTER RECORD IN THE LEAGUE SEVEN-STRAIGHT YEARS, AT THAT TIME THE LONGEST ACTIVE STREAK IN THE LEAGUE. THEY ALSO REACHED THE NEC SEMIFINALS FIVE TIMES AND HAD TWO CHAMPIONSHIP GAME APPEARANCES IN BRAICA'S LAST FIVE SEASONS.

"I'M EXTREMELY EXCITED TO BE THE NEW HEAD COACH AT ST. FRANCIS COLLEGE," BRAICA SAID AT HIS PRESS CONFERENCE. "I WOULD LIKE TO THANK IRMA AND THE ADMINISTRATION FOR GIVING ME THIS OPPORTUNITY. "I BELIEVE THAT THE EXPERIENCE I HAVE GAINED IN ALL FACETS OF COACHING HAS PREPARED ME FOR THE CHALLENGE OF RE-ESTABLISHING ST. FRANCIS AS ONE OF THE BEST PROGRAMS IN THE NORTHEAST CONFERENCE. IT'S MY DESIRE TO WORK WITH PEOPLE OF HIGH INTEGRITY AND CALIBER, PEOPLE WHO UNDERSTAND THE IMPORTANCE OF ACADEMICS AND THE VALUES OF ST. FRANCIS COLLEGE. I WILL BUILD A PROGRAM THAT PROPERLY REFLECTS THE INSTITUTION'S HIGH EXPECTATIONS OF ITS STUDENT-ATHLETES IN THE CLASSROOM, ON THE COURT AND IN THE COMMUNITY."

"WITH GLENN WE GET A TRUE BROOKLYNITE; SOMEONE WHO HAS SPENT HIS ENTIRE CAREER MAKING CONNECTIONS WITHIN THE NEW YORK CITY BASKETBALL COMMUNITY," ADDED AD GARCIA. "HE'S SOMEONE WHO CARES ABOUT HIS STUDENT-ATHLETES NOT JUST WHEN THEY PLAY FOR HIM, BUT YEARS LATER. HE IS THEIR MENTOR FOR LIFE."

HE SERVED AS THE RECRUITING COORDINATOR AND WAS INSTRUMENTAL IN ON-COURT COACHING, SCOUTING, INDIVIDUAL WORKOUTS, PRESEASON AND POSTSEASON CONDITIONING, FILM EXCHANGE AND THE MONITORING OF EACH PLAYER'S ACADEMIC PROGRESS. HE WAS ALSO HEAVILY

INVOLVED IN PLAYER DEVELOPMENT AT ST. FRANCIS, AND HELPED ORCHESTRATE THE TERRIERS' OFFENSIVE SYSTEM, WHICH RANKED FIRST OR SECOND IN THE NEC IN EACH OF THE LAST FIVE SEASONS HE WAS ON STAFF. DURING HIS TENURE THE SQUAD EMERGED FROM THE LEAGUE'S LOWER TIER AND WENT ON TO BECOME ONE OF THE CONFERENCE'S MARQUEE PROGRAMS, BOASTING TWO REGULAR SEASON CONFERENCE CHAMPIONSHIPS. FROM 1998-2004, THE TERRIERS HAD ONE PLAYER NAMED THE LEAGUE'S PLAYER OF THE YEAR, SIX FIRST-TEAM ALL-NEC SELECTIONS, FIVE SECOND-TEAM ALL-NEC HONOREES, TWO PLAYERS THAT LEAD THE LEAGUE IN SCORING, TWO NEC ROOKIES OF THE YEAR AND A NEC DEFENSIVE PLAYER OF THE YEAR. BRAICA RECRUITED AND COACHED SEVERAL STUDENT-ATHLETES THAT WOULD GO ON TO PRO BASKETBALL CAREERS DURING HIS TIME WITH THE TERRIERS.



"COACH NASH BUILT A GREAT FOUNDATION HERE AT ST. FRANCIS," ADDED HEAD COACH BRAICA. "WE HAVE A STRONG CORE OF RETURNING PLAYERS AND I LOOK FORWARD TO BUILDING ON WHAT HE STARTED."

BRAICA ATTENDED ST. AGNES HIGH SCHOOL AND BISHOP FORD IN BROOKLYN IN THE EARLY 1980S AND GRADUATED FROM QUEENS COLLEGE IN 1989. BRAICA BEGAN HIS COACHING CAREER AT NEW YORK CITY TECH AS AN ASSISTANT IN 1988. HE ALSO SERVED AS A TEACHER AT THE REECE SCHOOL AND IN THE NEW YORK CITY BOARD OF EDUCATION FROM 1989-1994.

WHEN NORM ROBERTS BECAME HEAD COACH AT ST. JOHN'S, BRAICA, A TEAMMATE AT QUEENS COLLEGE, WAS HIS FIRST HIRE. HE IS A PROVEN RECRUITER, SCOUT AND STRATEGIST, AND WAS INSTRUMENTAL IN HELPING ST. JOHN'S REBUILD ITS PROGRAM. BRAICA'S ON-COURT INSTRUCTION, PARTICULARLY WITH THE ST. JOHN'S GUARDS AND WING PLAYERS AND ALL-METRO SELECTIONS EUGENE LAWRENCE, DJ KENNEDY, AND PARIS HORNE, GAVE THE RED STORM IMPROVED PERIMETER PLAY OVER THE LAST SIX SEASONS. HE HAS A LONG LIST OF SUCCESSFUL RECRUITS FROM NEW YORK CITY INCLUDING MALIK BOOTHE, JUSTIN BURRELL, DWIGHT HARDY, SEAN EVANS AND HORNE.

"I TRULY BELIEVE THAT GLENN HAS THE WHOLE PACKAGE," SAID ROBERTS. "HE BRINGS EXPERIENCE, TREMENDOUS COACHING ABILITY AS WELL AS THE PERSONALITY AND Demeanor TO PROMOTE AND ELEVATE ST. FRANCIS COLLEGE TO THE TOP OF THE NORTHEAST CONFERENCE."

BRAICA WAS ALSO PRAISED BY ROBERTS FOR HIS ABILITY TO REACH OUT TO THE COMMUNITY AND RED STORM ALUMNI, BRINGING FORMER PLAYERS BACK INTO THE FOLD, A COMPONENT THAT WAS LACKING BEFORE HIS ARRIVAL. HE WAS ALSO ONE OF THE CO-DIRECTORS OF THE NORM ROBERTS BASKETBALL CAMP, HELPING TO INCREASE ENROLLMENT FROM 75 CAMPERS IN 2004 TO 260 KIDS PER SESSION IN 2009.

FROM 2001-03, BRAICA WAS THE HEAD COACH FOR THE EMPIRE STATE GAMES NEW YORK CITY MEN'S OPEN TEAM, WHICH WON GOLD MEDALS IN 2001 AND 2002, AS WELL AS A SILVER MEDAL IN 2003. THE TEAMS INCLUDED FORMER ST. JOHN'S PLAYERS ANTHONY GLOVER, ANDRE STANLEY AND SHARIF FORDHAM AND FORMER TEXAS STANDOUT AND CURRENT NBA PLAYER ROYAL IVEY.

BRAICA AND HIS WIFE, CHRISTINE, LIVE IN BROOKLYN.

2011-12 ST. FRANCIS COLLEGE (NY) MEN'S BASKETBALL ROSTER

No.	Name	Pos.	Yr.	Ht.	Wt.	Hometown/High School
1	Brent Jones	G	SO	5-10	170	Brooklyn, NY/Bedford Academy
2	Stefan Perunicic	F	SR	6-6	195	Belgrade, Serbia/Dimitrise Tucovic
3	Ben Mockford	G	SO	6-2	175	Shoreham-by-Sea, England/Oak Hill Academy (VA)
5	Jalen Cannon	F	FR	6-6	230	Allentown, PA/William Allen
11	P.J. Santavenere	G	SO	6-2	175	Middletown, Connecticut/Middletown
12	Milos Trivic	F	SO	6-8	210	Belgrade, Serbia/Srednja Turisticka Skola
14	Travis Nichols	F	JR	6-4	190	Brooklyn, NY/Food & Finance
15	Justin Newton	G	SR	6-0	190	Brooklyn, NY/Poly Prep Country Day
23	Lowell Ulmer	F	SO	6-5	210	Staten Island, NY/McKee-S.I.Tech
25	Mike Nierva	G	FR	5-11	175	Staten Island, NY/St Joseph By the Sea
30	Akeem Johnson	F	JR	6-6	200	Brooklyn, NY/Susan S. McKinney
32	Dre Calloway	G	SR	6-0	170	Harlem, NY/Lincoln (Co.)
33	Matt Milk	C	SO	6-8	220	Wantagh, NY/Fort Lauderdale (Fl.) Pine Crest
34	Kevin Douglas	F	FR	6-5	210	Bronx, NY/Frederick Douglass Academy

Glenn Braica (Second Year Head Coach) - Queens College '89

Andy Johnston (4th Year Assistant Coach) – New Hampshire '87

Danny Nigro (2nd Year Assistant Coach) – St. Francis College '95

Clive Bentick (5th Year Assistant Coach) - Canisius College '01

Pronunciation Guide

Stefan Perunicic	Steff-On Peru-ni-chich
Jalen Cannon	Jay-lynn
P.J. Santavenere	Santa-ven-ear
Milos Trivic	Me-lowsh Tri-vich
Lowell Ulmer	Low-ell Ul-mer
Dre Calloway	Dray

By Class

Seniors (3): Stefan Perunicic, Justin Newton, Dre Calloway

Juniors (2): Travis Nichols, Akeem Johnson

Sophomores (6): P.J. Santavenere, Milos Trivic, Lowell Ulmer, Matt Milk, Brent Jones, Ben Mockford

Freshman (2): Jalen Cannon, Kevin Douglas

By State

New York (8): Brent Jones, Kevin Douglas, Dre Calloway, Matt Milk, Lowell Ulmer, Justin Newton, Akeem Johnson, Travis Nichols

Serbia (2): Milos Trivic, Stefan Perunicic

Connecticut (1): P.J. Santavenere

Pennsylvania (1): Jalen Cannon

The host St. Francis (N.Y.) Terriers were unable to hold a 37-34 halftime edge against the Wagner Seahawks, and fell 73-61 in a Northeast Conference contest on Thursday evening at the Pope Physical Education Center. The Terriers, who had won four straight contests, dropped to 8-10 (5-2 NEC), while the Seahawks improved to 15-3 (6-1 NEC).

Senior forward Stefan Perunicic paced St. Francis with 16 points and junior Akeem Johnson (13 points) and freshman Jalen Cannon (11 points, 9 rebounds) were also in double-figures.

The Terriers, who lost to Wagner by 40 points on December 3rd in Staten Island, came out of the gates quickly in the opening stanza. A conventional 3-point play by Cannon gave the hosts their largest lead of the game, 33-22, with 3:42 remaining before the half.

St. Francis still led by nine, 36-27, with 2:39 remaining after another conventional 3-point play by Johnson, but the Seahawks closed the half on a 7-1 run to close within three at the break behind five points by Orlando Parker (10 points).

Wagner dominated the second half, outscoring the Terriers by a 7-2 margin to claim their first lead of the game, 41-39, at the 16:57 mark on a pair of free-throws by Kenneth Ortiz (11 points).

The Seahawks then went on a 13-5 spurt to extend their lead to 54-44 with 12:12 remaining.

The Terriers made one final push as they trimmed their deficit to 55-49 with 6:25 remaining after Perunicic hit a trey. But the Seahawks rattled off seven consecutive points to widen their lead to 62-49 with just 4:43 left.

Wagner led by as many as 18 points, 69-51, with two minutes

remaining following a dunk by Jonathon Williams (11 points).

Tyler Murray scored a game-high 19 points to lead the Seahawks.

St. Francis outrebounded Wagner by a 35-21 margin but committed 23 turnovers compared to just 11 by the Seahawks. Wagner turned those miscues into 28 points and the Terriers only managed six off the Seahawks' giveaways.

The Terriers shot 46.8 percent (22-of-47) from the floor but were only 5-of-19 (26.3 percent) from beyond the arc.

Wagner shot at a 46.9 percent clip (23-of-49) and were 6-for-18 (33.3 percent) from long-range. The Seahawks outscored the hosts by nine points from the charity-stripe.

GAME 4 @ ST. JOHN'S, 11/22/11

Queens, NY - - -The St. Francis (NY) Terriers dropped a 63-48 decision against the St. John's Red Storm, Tuesday evening at Carnesecca Arena. The Terriers fell to 0-4 and the Red Storm improved to 4-2.

St. Francis shot a season-low 35.8 percent overall (19-of-53) and were just 5-of-23 (21.7 percent) from three-point territory.

Senior forward **Stefan Perunicic** was the lone Terrier in double-figures with 13 points on 5-for-9 shooting. Perunicic, who scored 11 points in the second-half, went 3-for-7 from behind the arc. Junior forward Travis Nichols and classmate **Akeem Johnson** each added nine points.

The Red Storm held the Terriers to just one field goal in the first 11 minutes and change and raced out to a 14-3 advantage. Freshman forward **Kevin Douglas** drained a trey from the right wing to bring the visitors within 14-6 with 8:37 left but the hosts went on a 15-7 run to extend their lead to 16, 29-13, with 4:24 remaining before the half.

The Terriers closed out the stanza by outscoring St. John's by a 9-2 margin to close within single-figures at the half, 31-22.

Johnson scored the opening basket of the second-half to bring the Terriers within seven, 31-24, but the Red Storm went on a 10-0 run to push their lead back to 41-24 at the 14:32 mark.

The Red Storm extended their lead to as many as 18 points with 8:09 left before the Terriers made one final run by scoring seven straight points to close within 54-43 after a trifecta by Perunicic with 6:15 on the clock.

But St. John's scored the next six points to put the game away, 60-43, with just 3:33 remaining.

Red Storm freshman shooting guard D'Angelo Harrison came off the bench to score 21 points to pace the Red Storm. Harrison shot 6-of-10 overall and was 4-for-5 from three-point land. In addition, he made 5-of-6 from the foul line. Freshman forward Moe Harkless added 18 points.

GAME 5 @ NJIT, 11/26

Newark, NJ - - - Sophomore shooting guard **Ben Mockford** scored a career-high 22 points and junior forward **Akeem Johnson** added a season-high 19 points to help lead the St. Francis (NY) Terriers to a 79-60 victory against the NJIT Highlanders last Saturday afternoon.

Mockford, who has struggled from the field in the early-season, connected on 8-of-15 field goal attempts and was 6-for-10 from behind the arc. Johnson converted 6-of-9 field goals and went 7-for-8 from the foul line. Freshman power forward **Jalen Cannon** grabbed a game-high eight rebounds in just 15 minutes off the bench.

The Terriers (1-4) shot a season-high 50 percent (27-of-54) from the floor and were 7-of-17 (41.2 percent) from behind the arc.

St. Francis trailed 27-25 with 5:11 remaining before half-time but then scored the final 13 points of the opening stanza to take a 38-27 lead to the locker-room.

The Terriers did their damage at the line as they made all eight of their free-throw attempts and also got a layup from Johnson and a buzzer-beating trifecta by Mockford during the key stretch.

St. Francis added to the run early in the second-half as they scored the first five points to cap an 18-0 stretch. Senior guard Dre Calloway slithered through the lane for a layup and Mockford stuck a long bomb from the top of the arc.

Isaiah Wilkerson (15 points) stopped the bleeding with a layup but the visitors then scored the next six points to establish a 49-29 advantage with 15:28 remaining.

NJIT (2-3) would get as close as 14 points, 54-40, after another Wilkerson bucket at the 10:47 mark, but the Terriers put the game out of reach by answering with seven straight points to establish a 21-point bulge with 8:30 remaining. St. Francis led by as many as 24 points in the final minutes.

NJIT shot 40.4 percent (21-of-52) overall and were 6-for-17 (35.3 percent) from long distance.

GAME 6 @ MT. ST. MARY'S, 12/1

Emmitsburg, Md. - - -The St. Francis (NY) Terriers opened the Northeast Conference schedule with a 64-54 victory against the Mount St. Mary's Mountaineers, Thursday evening at Knott Arena. The Terriers improved to 2-4 (1-0 NEC) and the Mountaineers dropped to 1-5 (0-1 NEC).

"This was a character building win for us tonight," said Terriers' head coach Glen Braica. "I thought we were resilient in the fact that we held the lead basically the entire game. Usually the home team will make a run but for the most part we were able to prevent that from happening. I'm really proud of how we defended."

Sophomore guard Ben Mockford paced the Terriers with 19 points and senior forward Stefan Perunicic added 14 points and three steals. Freshman forward Jalen Cannon nearly recorded his first career "double-double" with 10 points, nine rebounds, and three blocks. Senior Justin Newton started at the point and recorded eight assists and six rebounds in place of the injured Dre Calloway.

Mockford, who scored 13 points in the second-half, connected on 5-of-13 three-point field goals to lead the Terriers in scoring for the second consecutive contest.

St. Francis held the Mount to just 19 first-half points as they took a 28-19 lead to the locker-room.



The hosts would get as close as five points, 30-25, with 17:34 remaining in the contest after they scored six straight points. But Travis Nichols hit a short jumper and Perunicic drilled one of his three treys to restore a double-digit lead with 16:13 remaining.

Mount made one final push as they closed within 42-35 at the 11:21 mark but Mockford drained a trifecta and Cannon answered a Mountaineer bucket with four straight points, including a monster dunk off a gorgeous feed by Newton. Mockford then capped the 10-2 spurt with another long-range bomb to make it 52-37 with 8:40 left.

The Terriers led by as many as 17 points with just 2:03 remaining before the Mount scored the final seven points of the contest.

St. Francis struggled from the field as they shot just 38.9 percent (21-of-54) and were 10-for-28 (35.7 percent) from behind the arc. However, St. Francis forced 18 turnovers and the Mount shot just 4-of-14 (28.6 percent) from three-point range and were even worse from the line at 26.7 percent (4-for-15).

"Our big guys really did a great job of defending tonight, particularly on Danny Thompson (zero points) who came into the game averaging a "double-double," Braica added.

		Official Basketball Box Score - Game Totals - Final Statistics														
ST. FRANCIS (NY) VS. ST. JOHN'S																
11/22/11 8 p.m. at Carnesecca Arena, Queens, New York																
ST. FRANCIS (NY) 48 • 0-4																
#	Player	Total	FG	FGA	3-PT	FT	FTA	Rebounds	PF	TH	A	TB	Stl	Min		
10	PERUNICIC, Stefan	5	5-9	3-7	0-0	0	0	1	2	3	2	1	0	34		
14	NICHOLS, Travis	4	4-16	0-8	1-2	1	2	5	6	3	9	2	3	38		
6	MOCKFORD, Ben	0	2-7	1-4	0-0	1	1	1	2	0	5	2	0	25		
30	JOHNSON, Akeem	0	4-7	0-0	1-2	0	5	2	9	2	2	1	1	24		
32	CALLOWAY, Dre	0	2-5	0-0	3-8	0	2	2	2	7	4	4	1	0		
0	JONES, Brent	0	0-0	0-0	0-0	0	0	0	0	0	0	0	0	1		
0	CANNON, Jalen	1	4-0	0-0	2	6	1	7	1	2	0	0	0	12		
11	SANTAVENERE, P.J.	0	0-2	0-2	0-0	0	0	0	0	0	0	0	0	3		
15	NEWTON, Justin	0	0-0	0-0	0	0	1	1	2	0	1	1	0	25		
33	MILK, Matt	0	0-0	0-0	0-0	0	0	0	0	0	0	0	0	4		
34	DOUGLAS, Kevin	1	3-3	1-2	0-0	0	1	1	4	3	0	1	0	7		
Totals		19	53	23	5-14	13	39	38	48	11	15	4	6	200		
FG % 1st Half:		9-27	33.0%	2nd half:	10-26	38.5%	Game:		19-53	35.8%	Decided 4					
3PT % 1st Half:		2-19	10.5%	2nd half:	3-23	13.0%	Game:		5-42	11.9%						
FT % 1st Half:		0-0	0.0%	2nd half:	5-14	35.7%	Game:		5-14	35.7%						
ST. JOHN'S 63 • 4-2																
#	Player	Total	FG	FGA	3-PT	FT	FTA	Rebounds	PF	TH	A	TB	Stl	Min		
0	ACHUWA, Godwin	1	1-5	0-0	0	0	3	4	5	2	0	3	0	22		
0	HARKLESS, Moe	8	8-14	1-3	1-2	0	5	5	2	18	1	5	1	38		
0	GREENE, Phil	0	2-4	0-0	0	0	3	3	0	4	1	0	1	28		
0	INDROPY, Nuriddin	0	1-4	0-0	0-3	0	7	4	4	3	0	0	3	3		
0	SITTHI, Malik	0	1-4	0-0	0	0	1	2	3	2	1	0	0	24		
11	HARRISON, D'Angelo	6	6-10	4-5	5-6	3	2	5	2	13	1	0	1	32		
16	POINTER, Sir'Dominic	3	3-5	1-2	3-7	0	4	4	2	10	3	3	0	26		
Team		1														
Totals		24	46	6	10	9-19	11	26	37	48	11	15	4	200		
FG % 1st Half:		11-27	40.7%	2nd half:	13-19	68.4%	Game:		24-46	52.0%	Decided 2					
3PT % 1st Half:		4-5	80.0%	2nd half:	2-5	40.0%	Game:		6-10	60.0%	Rebounds 3					
FT % 1st Half:		5-12	41.7%	2nd half:	4-7	57.1%	Game:		9-19	47.4%						
Officials: Earl Watson, Jeff Clark, Bernard Clinton																
Technical fouls: St. Francis (NY) None; St. John's None.																
Attendance: 2927																
Score by periods																
	1st	2nd	3rd	4th	Total											
St. Francis (NY)	22	26	16	48	112	Points	24	14	7	4	5	5	5	5		
St. John's	31	32	63			FT	16	17	10	10	31					
Last FO - SPNY 2nd-02:14, STJ 2nd-03:07.																
Largest lead - SPNY None, STJ by 19 2nd-03:06.																
Score diff - 1 min.																
Lead changed - 0 times.																

Official Basketball Box Score - Game Totals - Final Statistics																
St. Francis (NY) vs NJIT																
11/26/11 2:00pm at Rider Athletic Center - Newark, NJ																
St. Francis (NY) 75 - 14																
#	Player	FG	FGA	3P	3PA	FT	FTA	Rebounds	PF	TH	A	TB	Stl	Min		
0	PERUNICIC, Stefan	1	3	1	1	1	2	4	4	2	8	1	2	20		
14	NICHOLS, Travis	1	13	0	1	1	2	3	2	8	0	2	0	35		
0	JOHNSON, Akeem	1	8	0	0	1	2	4	6	1	16	1	2	19		
0	MOCKFORD, Ben	0	6	10	5	0	3	3	22	2	0	1	0	37		
19	CALLOWAY, Dre	1	3	0	1	0	2	3	2	4	4	0	0	16		
0	JONES, Brent	1	3	0	1	3	4	3	8	5	3	0	0	36		
0	CANNON, Jalen	1	3	0	0	5	5	8	1	16	0	2	1	15		
11	SANTAVENERE, P.J.	0	1	0	1	1	1	0	2	0	1	0	0	6		
17	TRICE, Lamar	1	2	0	0	0	0	0	0	2	0	0	0	9		
15	NEWTON, Justin	0	0	0	0	1	2	3	2	1	0	0	0	30		
32	MILK, Matt	1	1	0	0	1	1	2	0	1	0	0	0	3		
34	DOUGLAS, Kevin	0	0	0	0	1	1	0	0	1	0	0	0	8		
Team		0														
Totals		25	54	16	22	12	27	38	79	13	18	2	0	200		
FG % 1st Half: 13-26		50.0%		2nd half: 12-28		42.9%		Game: 25-54		46.3%		FT % 1st Half: 10-13			76.9%	
3PT % 1st Half: 6-16		37.5%		2nd half: 10-21		47.6%		Game: 16-37		43.2%						
FT % 1st Half: 10-13		76.9%		2nd half: 10-17		58.8%		Game: 20-30		66.7%						
NJIT 60 - 2-3																
#	Player	FG	FGA	3P	3PA	FT	FTA	Rebounds	PF	TH	A	TB	Stl	Min		
0	Isiah Wilkerson	1	7	1	2	0	0	1	2	4	15	1	7	27		
0	James Riggins	0	0	0	0	0	0	0	0	0	0	0	0	9		
0	Chris Harris	0	4	3	2	0	1	1	4	13	1	3	0	26		
0	Pat Miller	0	2	0	0	1	1	1	3	8	2	1	1	27		
0	Ajane Chet	0	3	1	3	2	1	0	1	3	8	2	0	36		
0	Marques Jones	0	3	0	3	4	4	1	3	4	0	2	0	17		
0	Lamar Keesee	0	5	0	2	0	1	4	0	0	2	0	1	20		
0	Shawn Stewart	0	0	0	0	0	0	0	0	0	0	0	0	6		
14	Ryan Woods	0	7	1	0	1	2	3	1	11	3	0	0	17		
21	Garrett Frick	0	0	0	0	0	0	0	0	2	0	0	0	0		
22	Quincy Mason	0	0	0	0	0	0	0	0	0	0	0	0	0		
23	Quincy Mason	0	0	0	0	0	0	0	0	0	0	0	0	0		
Team		0														
Totals		21	52	6	17	13	7	1	20	24	60	9	1	121		
FG % 1st Half: 9-23		39.1%		2nd half: 12-29		41.4%		Game: 21-52		40.4%		FT % 1st Half: 10-13			76.9%	
3PT % 1st Half: 5-7		71.4%		2nd half: 10-21		47.6%		Game: 15-28		53.6%						
FT % 1st Half: 10-13		76.9%		2nd half: 10-17		58.8%		Game: 20-30		66.7%						
Officials: Nick Willey, Art Jackson, Brian Larson																
Technical fouls: St. Francis: Jermaine Jones; NJIT: Lamar Keesee																
Penalty fouls: None																
Score by quarters																
	1st	2nd	3rd	4th												
St. Francis (NY)	38	41	7	79												
NJIT	27	33	69													
St. Francis (NY) - 75 - 14																
NJIT - 60 - 2-3																
Game started 7:00pm																
Game ended 8:45pm																

GAME 7 @ WAGNER, 12/3/11

Staten Island, NY - - The St. Francis (NY) Terriers dropped a 90-50 decision against the Wagner Seahawks, in a Northeast Conference contest on Saturday evening at the Spiro Sports Center. The Terriers fell to 2-5 (1-1 NEC) and the Seahawks improved to 6-2 (1-1 NEC)

Sophomore guards Ben Mockford and Brent Jones paced the Terriers with nine points and freshman Kevin Douglas added seven points and eight rebounds.

The Terriers shot a season-low 31 percent overall (14-of-45) and 30 percent (4-for-13) from behind the arc. Wagner shot a blazing 56.1 percent (32-for-57) and went 5-of-14 (35.7 percent) from three-point territory. Wagner also outrebounded the Terriers by a 44-29 margin and forced a game-high 21 turnovers.

The Terriers trailed 36-27 at half-time but the hosts outscored St. Francis by a 19-4 margin over the first 4:55 of the second half to extend their lead to 55-31 with 15:05 remaining.

St. Francis never made another run as the Seahawks continued to add to their lead for the rest of the contest.

Forward Jonathon Williams paced five Seahawks in double-figures with 18 points. St. Francis will travel to Colgate next Saturday.

GAME 8 @ COLGATE, 12/10/11

Hamilton, NY - - St. Francis (NY) dropped their second consecutive contest, a 65-63 setback against the Colgate Raiders on Saturday afternoon at Cottrell Court. The Terriers fell to 2-6 and the Raiders improved to 4-5.

Junior forward Akeem Johnson paced the Terriers with 19 points and freshman forward Jalen Cannon added a career-high 14 points and pulled down eight rebounds.

The Terriers, who had never lost to Colgate (4-0), took their final lead with 2:29 remaining as Cannon finished inside after a sweet dish by sophomore guard Brent Jones (nine points, six assists, three steals).

But Yaw Gyawu gave the hosts the lead for good, 62-61, as he came up with a steal and a layup with 1:59 remaining.

Jones missed a crucial one-and-one on the next possession and Mitch Rolls made the Terriers pay as he hit a difficult step-back jumper to give the Raiders a 64-61 advantage with 1:28 left.

Terriers' freshman wing Kevin Douglas then misfired on a three-point field goal attempt from the right corner with 1:02 remaining.

On the next possession, St. Francis played solid defense and Cannon came up with a steal with 29 seconds left, which led to a reverse layup by senior forward Stefan Perunicic with 27 seconds to play to trim the deficit to 64-63.

The Terriers then fouled Colgate's Pat Moore (12 points) in the backcourt with 20 ticks left. Moore canned the first free throw attempt but misfired on the second, allowing the visitors to try and force overtime or go for the win with a trey.

Following a St. Francis timeout with 15 seconds left, Jones drove down the left side of the lane and his runner with four seconds on the clock was off the back iron and time expired as the two teams fought for the loose ball underneath the basket.

St. Francis led 28-26 at the break after leading by as many as eight points, 20-12, with 10:06 remaining in the opening stanza. But the Terriers only managed to score eight points the rest of the half as they were outscored by a 14-8 margin.

The Terriers shot a respectable 45.2 percent overall (28-for-62) but were just 3-for-20 (15 percent) from behind the arc. St. Francis only went to the line six times (4-for-6) compared to 17 (13-of-17) by the hosts.

Colgate shot 52.1 percent overall (25-for-48) and outrebounded the Terriers by a 35-27 margin.

GAME 9 @ HOWARD, 12/12/11

Washington D.C. - - Sophomore shooting guard Ben Mockford drained a game-winning three-pointer with 35 seconds left to break a 68-68 tie, sparking the St. Francis (NY) Terriers (3-6) to a 73-71 victory against the Howard Bison (3-7), Monday evening at The Burr.

Mockford, who scored a career-high 24 points, was set-up brilliantly by sophomore point guard Brent Jones, who found Mockford open on the left-wing after initiating dribble penetration from the top of the key. Mockford hit 7-of-10 treys, was 3-for-4 from the charity-stripe, and went 4-for-5 from behind the arc in the second stanza.

Freshman power forward Jalen Cannon was terrific off the bench as he recorded his first career double-double with 13 points and 10 caroms in 31 minutes. Senior forward Stefan Perunicic added 15 points and was 3-for-4 from downtown.

The Bison had an opportunity to win the game at the buzzer but Prince Okoroh's off-balanced three-pointer from 35-feet banked in-and-out.

The game, which featured 11 ties, ended in bizarre fashion as Mockford was instructed to miss the second of his two free-throws intentionally with exactly one second on the clock, and Howard without a timeout left.

Mockford missed the free-throw and it appeared that time had expired. But the officials ruled that the home time-keeper started the game-clock to soon resulting in the Bison being given an opportunity to take the ball out along their baseline with one full second left. A fullcourt pass got to Okoroh and his attempt would have counted had it gone in.

St. Francis took their biggest lead of the game, 63-55, with 6:17 remaining in the contest and still held a 68-62 advantage at the 4:14 mark.

However, the Bison rattled six consecutive points and tied the game at 68-68 with 2:20 left on a pair of free-throws by Okoroh.

Howard had an opportunity to tie the score after Mockford's game-winner but misfired on a three-point attempt resulting in two free-throw attempts for Perunicic with seven seconds left. Perunicic converted one of two to make it 72-68.

Simuel Frazier (15 points) brought the hosts within 72-71 as he connected on a trifecta with two seconds left.

The Bison then sent Mockford to the line and he hit the first attempt to make it 73-71 with one tick on the clock before missing intentionally on the second.

The Terriers went 10-for-20 from behind the arc and shot 41.2 percent (21-of-51) overall and 75 percent (21-for-28) from the foul-line.

Howard, who got 16 points and 12 rebounds from forward Mike Phillips, shot at a 41.5 percent clip (22-of-53) and were 5-for-15 (33.3 percent) from long-range.

Just as the game ended under curious circumstances, the opening of the contest was equally as wacky. Terriers' starting forward Travis Nichols, who has now gone three straight games without a field goal, converted two technical free-throws prior to the tip because a Howard player was caught dunking in pre-game warm-ups.

Howard led 40-39 at the break after leading by as many as six points in the early minutes of the stanza.

Official Basketball Box Score - Game Totals - Final Statistics														
12/03/11 7:03 pm at Staten Island, NY - Spiro Sports Center														
ST. FRANCIS (NY) 50 • 2-5; 1-1 NEC														
#	Player	Total	3-Ptr	Rebounds	FT	PF	PT	A	T	Bk	Stl	Min		
		FG-GA	FG-GA	FT-FTA	Off	Def	Total							
11	PERUNICIC, Stefan	1-4	2-3	2-4	1	2	3	4	8	0	5	0	1	22
14	NICHOLS, Travis	0-4	0-1	0-0	0	1	1	1	0	0	0	0	2	17
10	JOHNSON, Akeem	1-2	0-0	2-4	1	3	4	2	6	0	1	0	2	19
16	MOCKFORD, Ben	2-6	2-5	3-3	0	0	0	1	9	0	3	0	0	24
15	NEWTON, Justin	0-0	0-0	0-0	0	0	0	5	0	1	3	0	0	15
11	JONES, Brent	2-9	0-1	5-8	1	3	4	3	9	2	4	0	22	
11	CANNON, Jalen	2-3	0-0	3-6	0	1	1	2	0	2	0	0	12	
11	SANTAVENIERE, P.J.	0-1	0-1	0-0	0	0	0	0	1	1	0	0	9	
12	TRIVIC, Milos	0-1	0-0	0-2	0	0	0	2	0	1	0	0	9	
23	ULMER, Lowell	1-2	0-0	0-1	0	1	1	2	2	0	0	0	9	
13	MILK, Matt	1-5	0-0	0-2	0	3	3	2	2	0	0	0	18	
34	DOUGLAS, Kevin	2-6	0-2	3-4	2	6	8	3	7	1	1	0	24	
Team		3	1	4	1	1	1	1	1	1	1	1	1	
Totals		14-45	4-13	18-34	8	21	29	31	50	6	21	0	6	200
FG % 1st Half: 8-23		34.8%	2nd half: 6-22	27.3%	Game: 14-45	31.1%								
3FG % 1st Half: 4-8		50.0%	2nd half: 0-5	0.0%	Game: 4-13	30.8%								
FT % 1st Half: 7-12		58.3%	2nd half: 11-22	50.0%	Game: 18-34	52.9%								
WAGNER 90 • 6-2; 1-1 NEC														
#	Player	Total	3-Ptr	Rebounds	FT	PF	PT	A	T	Bk	Stl	Min		
		FG-GA	FG-GA	FT-FTA	Off	Def	Total							
11	WILLIAMS, Jonathon	1-1	1-2	3-4	0	2	3	18	2	1	1	1	23	
16	FOLAHAN, Nofal	5-5	0-0	0-0	1	1	2	4	10	2	0	0	21	
10	MURRAY, Tyler	6-8	2-4	0-0	1	6	7	3	14	3	1	0	29	
11	ORTIZ, Kenneth	3-5	0-0	6-8	0	6	6	13	4	2	1	1	22	
14	RIVERS, Lash	0-5	0-1	2-2	0	3	3	8	1	2	0	1	21	
11	BURTON, Marcus	2-5	0-1	2-3	2	2	4	1	6	0	3	0	16	
11	MARTIN, Chris	4-9	2-5	4-8	1	1	2	14	1	2	0	2	26	
11	PARKER, Orlando	1-3	0-0	3-8	2	4	6	4	5	1	0	1	17	
11	THOMPSON, Josh	0-5	0-1	0-0	2	1	3	2	0	0	1	0	17	
11	MOODY, Mario	1-1	0-0	0-0	0	0	0	1	2	0	0	0	2	
11	SCHROTENBOER, Ryan	0-0	0-0	0-0	2	2	2	1	1	0	0	0	6	
Team		3	4	7	1	1	1	1	1	1	1	1	1	
Totals		32-57	5-14	21-35	12	32	44	28	90	15	13	2	6	200
FG % 1st Half: 16-29		55.2%	2nd half: 16-28	57.1%	Game: 32-57	56.1%								
3FG % 1st Half: 3-8		37.5%	2nd half: 3-6	50.0%	Game: 5-14	35.7%								
FT % 1st Half: 2-4		50.0%	2nd half: 19-29	65.5%	Game: 21-35	60.0%								
Officials: Phil Salasotto, Tom Courtney, Doug Apphamann														
Technical fouls: ST. FRANCIS (NY)-TEAM; WAGNER-TEAM.														
Attendance: 1889														
Score by periods														
	1st	2nd	3rd	4th	Total									
ST. FRANCIS (NY)	27	23	20	20	90									
WAGNER	36	54	90											
Last FG: ST. FRANCIS 2nd-00:26; WAGNER 2nd-00:35														
Largest lead: ST. FRANCIS by 1-18:55; WAGNER by 42-2nd-00:35														
Score tied: 0 times														
Lead changed: 2 times														

Official Basketball Box Score - Game Totals - Final Statistics

12/10/11 2:00 PM at Hamilton, NY (Cottrell Court)

St. Francis (NY) 63 • 2-6

#	Player	Total	3-Ptr	Rebounds	FT	PF	PT	A	T	Bk	Stl	Min
		FG-GA	FG-GA	FT-FTA	Off	Def	Total					
11	PERUNICIC, Stefan	3-10	1-7	0-0	0	2	2	4	7	3	0	0
11	MOCKFORD, Ben	1-8	1-7	2-2	0	0	0	5	0	1	0	29
14	NICHOLS, Travis	0-5	0-3	0-0	1	3	4	1	0	2	2	0
15	NEWTON, Justin	1-1	0-0	0-0	0	1	1	2	0	5	0	15
10	JOHNSON, Akeem	8-15	0-0	2-2	1	0	1	2	18	1	3	0
11	JONES, Brent	4-7	0-1	0-1	1	1	2	4	8	4	0	3
11	CANNON, Jalen	7-9	0-0	0-0	4	4	8	2	14	1	3	0
33	MILK, Matt	0-0	0-0	0-0	0	0	0	0	0	0	0	16
34	DOUGLAS, Kevin	4-7	1-2	0-1	0	6	6	2	9	0	0	1
Team		0	0	0	3	3	6	3	3	1	1	1
Totals		28-62	3-20	4-6	7	20	27	19	63	11	19	3
FG % 1st Half: 12-29		41.4%	2nd half: 16-33	48.5%	Game: 28-62	45.2%						
3FG % 1st Half: 1-12		8.3%	2nd half: 2-8	25.0%	Game: 3-20	15.0%						
FT % 1st Half: 3-3		100.0	2nd half: 1-3	33.3%	Game: 4-6	66.7%						

Colgate 65 • 4-5

#	Player	Total	3-Ptr	Rebounds	FT	PF	PT	A	T	Bk	Stl	Min
		FG-GA	FG-GA	FT-FTA	Off	Def	Total					
11	Pascake, Nick	0-2	0-0	0-0	0	4	4	1	0	1	0	10
11	Rolls, Mitch	4-6	1-1	6-6	0	2	3	15	2	4	0	1
11	Moore, Pat	3-8	0-3	6-9	2	7	9	1	12	2	0	1
12	Venezia, Mike	1-7	1-4	0-0	0	3	3	1	3	0	3	0
33	Gyawu, Yaw	7-8	0-0	0-0	4	2	6	1	14	4	0	1
11	Brandenburg, John	2-4	0-0	0-0	0	0	0	3	4	4	2	1
14	Roh, Luke	1-1	0-0	0-0	0	2	2	2	3	1	0	1
11	Stearns, Sterling	2-4	0-0	0-0	2	3	5	1	4	1	0	1
22	James, Brandon	0-2	0-0	1-2	0	0	0	2	1	2	1	0
33	McMullen, Matt	0-1	0-0	0-0	1	1	0	0	0	0	0	9
Team		0	0	0	5	5	1	1	0	0	0	1
Totals		25-48	2-9	13-17	8	27	35	17	65	10	25	2
FG % 1st Half: 11-24		45.8%	2nd half: 14-24	58.3%	Game: 25-48	52.1%						
3FG % 1st Half: 1-5		20.0%	2nd half: 1-4	25.0%	Game: 2-9	22.2%						
FT % 1st Half: 3-4		75.0%	2nd half: 10-13	76.9%	Game: 13-17	76.5%						

Officials: James Salamone, Lamar Parker, Justin Simon

Technical fouls: St. Francis (NY) None. Colgate-None.

Attendance: 516

Score by periods

	1st	2nd	3rd	4th
St. Francis	28	25	6	43
Colgate	20	29	6	65

Game Totals

	Points	Reb	Ass	Stl	Bk	Sh
St. Francis	63	27	19	3	11	19
Colgate	65	35	25	2	10	4

Game Time

	1st	2nd	3rd	4th	Total
St. Francis	44	23	9	18	94
Colgate	34	19	8	4	65

Score tied - 8 times

Lead changed - 9 times

Game Log

St. Francis

12/10/11

2007-02-27

CU

2007-01-28

Colgate

12/10/11

2007-01-26

CU

2007-01-25

GAME 13 vs. ARMY, 12/31/11

West Point, New York--- Despite leading by eight at the intermission, the St. Francis College men's basketball team fell to the Army Black Knights, 79-70 at Christl Arena on Saturday afternoon from West Point, New York.

Army, who shot 80% in the second half from downtown (8-of-10), improved to 6-8 on the season while the Terriers dropped to 4-9.

Sophomore guard Ben Mockford and senior forward Stefan Perunicic each finished the contest with 17 points. Junior forward Akeem Johnson contributed 11 points on 7-of-8 shooting from the free-throw line in 21 minutes of action while freshman forward Jalen Cannon pulled down a career-high 13 rebounds to go alone with 8 points in 31 minutes of action.

Army's Julian Simmons' scored 22 of his game-high 24 points in the second half on 9-of-16 shooting from the field while connecting on 4-of-8 from the outside. Teammate Ella Ellis fell one rebound short of a double-double, as he finished with 23 points and nine rebounds. Milton Washington added 10 points while Maxwell Lenox dished out a game-high eight assists.

St. Francis was in control for most of the stanza as they were able to build a nine point lead, 39-30, with 1:27 remaining until the half thanks in large part to a 9-3 run over a two minute stretch that was capped off by a Johnson layup. Army's Washington was able to hit a runner in the lane cut the deficit to eight, 40-32.

In the half, the Terriers shot 50% from the field while being aggressive on the defensive end, swiping six steals in the opening stanza.

Army opened the second-half on a 9-3 run that saw the Terriers trickle down to as little as two, 43-41 at the 15:28 mark. Over the next four minutes, the Black Knights outscored St. Francis 14-8 to take a 57-53 lead with ten minutes to go in regulation.

The Terriers found themselves within two, 65-63 with 5:25 remaining. The Black Knights' Simmons scored 13 of the next 17 points for Army which ultimately sealed the victory for the home team.

For the game, St. Francis out-muscled Army on the boards by a 40-33 advantage while shooting 68% from the charity stripe. Army, who finished the game shooting 52% from the field and a economic 50% from beyond the arc (10-of-20).

Official Basketball Box Score -- Game Totals -- Final Statistics
St. Francis (N.Y.) vs Army
 12/31/11 2 p.m. at West Point, N.Y. (Christl Arena)

St. Francis (N.Y.) 70 + 4-9															
#	Player	Total		3-Ptr		Rebounds									
		FG	FTA	FG	FTA	Off	Def	TP	FF	TP	A	To	Bk	Min	
1	NECHONICK, Stefan	f	7-19	3-9	0-2	0	3	3	2	17	0	2	0	1	32
2	PERKINS, Jason	f	2-7	0-9	0-0	3	3	3	8	11	0	0	0	0	17
3	JOHNSON, Alekem	f	2-2	0-0	7-8	4	3	7	11	2	3	1	0	21	
4	MCKOFFER, Ben	f	6-16	4-12	1-2	1	1	1	17	1	0	0	0	0	37
5	NEWTON, Justin	g	1-2	0-1	1-2	0	2	2	5	3	3	2	1	0	28
6	JONES, Brent	f	3-7	0-2	2-3	1	2	3	8	2	1	0	1	0	23
7	WILLIAMS, Travis	f	1-3	0-1	0-0	0	0	0	0	0	0	0	0	0	10
8	MILK, Matt	m	2-4	0-0	0-1	3	1	4	5	4	0	0	0	1	11
9	DOUGLAS, Kevin	1-4	0-1	0-0	0	2	2	1	2	0	2	0	2	0	7
	Team					2	2	4							
Totals			24-63	7-27	15-22	18	22	40	7	10	8	12	4	6	200

FG % 1st Half:	44.4	50.0	2nd Half:	39.3	27.3	Game:	44.4	38.1%
SPG % 1st Half:	4.4	44.4	2nd Half:	3.0	16.7%	Game:	7-23	30.5%
FT % 1st Half:	100.0	0.0	2nd Half:	0.0	0.0	Game:	1-2	50.0%

Doubleball Rebounds: 10

Army 79 v 6-8														
#	Player	Total			3-Ptr			Rebounds						
		FG	FGA	FG%	FG	FGA	FG%	Off	Def	PF	TO	Bk	Mln	
13	Ellis, Ella	7	8-16	43.8	4	4	100.0	4	5	9	1	23	0	31
4	Springer, Jordan	1	1-3	33.3	0	2-4	0.0	0	5	5	4	1	1	1
10	Wootton, Matt	4	2-5	40.0	1	1-1	100.0	1	2	10	4	4	1	24
10	Simmons, Julian	9	9-16	56.3	4-8	50.0	80.0	0	1	1	0	24	0	27
23	Herbeck, Josh	9	3-7	42.9	1-4	0-0	0.0	4	4	3	7	1	1	0
60	Lenox, Maxwell	3	2-3	66.7	0-1	0-0	0.0	2	2	2	4	8	0	1
42	Williams, Mo	1	1-2	50.0	1-1	0-1	0.0	1	2	3	4	3	1	1
14	Gramling, Chris	1	0-1	0.0	0-1	0-0	0.0	0	0	0	0	0	0	2
10	Wootton, Matt	4	0-0	0.0	0-0	0-0	0.0	0	0	0	0	0	0	0
42	Johnson, Josh	0	0-0	0.0	0-0	0-0	0.0	0	0	0	0	0	0	0
52	Stire, Andrew	2	2-2	100.0	0-0	0-0	0.0	2	2	2	4	1	1	1
Totals			29-55	52.7	11-18		61.1	9	24	33	19	17	12	2
Game			29-55	52.7%	11-18		61.1%	9	24	33	19	17	12	2
1st Half			12-26	46.2%	7-19		58.6%	4	12	16	11	10	5	1
2nd Half			17-29	58.6%	4-8		80.0%	5	12	17	8	7	7	1
3FG % 1st Half			2-10	20.0%	1-4		25.0%	1	4	5	2	4	1	0
3FG % 2nd Half			9-18	50.0%	0-0		0.0%	0	0	0	0	0	0	0
3FG % Game			11-28	39.3%	1-4		25.0%	1	4	5	2	4	1	0
Doublebl			0-0	0.0%	0-0		0.0%	0	0	0	0	0	0	0

Officials: Tim Ebersole (R), for Montgomery, Jason Rabinowitz
 Technical fouls: St. Francis (N.Y.)-None. Army-None.
 Attendance: 843

Score by periods	1st	2nd	Total
St. Francis (N.Y.)	40	30	70
Army	32	47	79

	In Paint	Off T/O	2nd Chance	Fast Break	Bench
Points SFWM	26	12	17	6	11
ARMY	30	12	10	2	14

Last FG - SFWM 2nd-00:42, ARMY 2nd-01:24.
 Largest lead - SFWM by 10 1st-00:34, ARMY by 9 2nd-01:24.

Score tied - 5 times.
 Lead changed - 9 times.

GAME 14 vs. QUINNIPIAC, 1/5/12

Quinnipiac's conventional three-point play with 5.1 seconds remaining capped an eight-point run over the final 2:24 to lift the St. Francis (NY) Terriers to a thrilling, 73-72, Northeast Conference victory against the Quinnipiac Bobcats, Thursday evening at the Pope Physical Education Center. The Terriers, who snapped an eight-game losing streak against Quinnipiac, improved to 5-9 (2-1 NEC) and the Bobcats fell to 8-6 (1-2 NEC).

Perunich, who became the 27th Terrier to reach 1,000 career points with a try with 2:53 remaining in the contest, went back-door for the winning play as he took a feed from junior forward Akeem Johnson (18 points) from the high-post and put in the game-tying layup after he was fouled by junior guard Dave Johnson. Perunich, who scored a team-high 21 points, then calmly hit the game-winning free-throw following a Quinnpiac timeout.

Quinnipiac took their largest lead of the second-half, 70-62, with 3:12 left after sophomore forward Ike Azotam hit a jumper. But Perunicic responded with his historic trey from the left wing to trim the deficit to five, 70-65, with 2:53 left.

The Bobcats scored their final points of the game with 2:39 remaining after James Johnson (game-high 28 points) connected on two free-throws to make it 72-65.

The Terriers then hit three of four free-throws to climb within 72-68 with 2:03 remaining, one by freshman forward Jalen Cannon (14 points) and two by Johnson.

Quinnipiac's Johnson misfired on a three-point attempt with 1:38 remaining setting up a huge basket made by Akeem Johnson to bring the Terriers within 72-70 with 56 seconds left. With the shot clock winding down, Johnson drove to the hoop and converted a running hook shot to narrowly beat the buzzer.

Johnson misfired on another trifecta with 30 seconds and the Terriers called a timeout to set-up the game-winning play.

The Bobcats had a final chance to win the contest but Johnson's heave from 35-feet hit the front-rim as time expired.

St. Francis managed to outrebound the nation's 11th ranked rebounding team by a 39-38 margin

The Terriers, who shot 59.1 percent in the second half, converted 41.1 percent (23-of-56) overall from the floor despite shooting just 26.1 percent (6-for-23) from behind the arc.

Quinnipiac shot 44.8 percent overall (26-of-58) and were 5-for-17 (29.4 percent) from long-range.

St. Francis shot 72.4 percent (21-of-29) from the line while the visitors were 15-for-25 (60 percent).

Freshman point guard Brent Jones scored a season-high 12 points and senior point guard Justin Newton added a team-high eight rebounds and six assists.

Official Basketball Box Score - Game Totals - Final Statistics
Quinnipiac vs St. Francis (NY)
01/05/12 07:00 PM at Brooklyn Heights, New York

Quinnipiac 72 - 8-6; 1-2 NEC															
#	Player	Total	3-PT		Rebounds							A	Bk	Stl	Blk
			FG	FTA	FG%	FT	FTA	FT%	Or	Dr	Tot				
4	AZOTIM, James	1	5-9	0-0	2-5	2	5	7	4	12	0	2	1	0	35
10	OSBORNE, Osmane	g	5-8	0-0	5-8	0	0	0	0	0	0	1	1	0	17
11	HEART, Zed	g	1-4	0-0	1-2	2	1	3	2	3	3	2	0	20	
20	JOHNSON, Dave	g	1-8	0-1	2-3	1	3	4	4	10	5	0	1	30	
20	JOHNSON, James	g	1-23	3-11	5-7	1	7	8	1	28	4	2	0	29	
26	GAUSE, Nate	g	10-15	1-4	0-0	0	1	1	1	3	2	0	0	12	
10	YOUNG, Gary	g	0-2	0-1	0-0	0	5	3	3	5	1	2	0	26	
12	BARNETT, Michael	g	0-2	0-0	0-0	0	0	0	0	0	0	0	0	1	
15	JACKSON, Alan	g	0-0	0-0	0-0	1	1	1	1	0	0	0	0	4	
21	CONTI, Evan	g	0-0	0-0	0-0	0	0	0	0	0	0	0	0	2	
22	HARRIS, Justin	g	0-0	0-0	0-0	0	0	0	0	0	0	0	0	1	
	Team					2	1	3							
Totals			26-58	5-17	15-25	12	26	38	23	72	14	10	1	5	200
FG % 1st half: 13-32 40.6% 2nd half: 13-26 50.0% Game: 26-58 44.8%															
3PT % 1st half: 5-11 45.5% 2nd half: 5-12 41.7% Game: 10-23 43.5%															
FT % 1st half: 7-14 50.0% 2nd half: 10-18 55.6% Game: 15-25 60.0%															
Double Rebounds: 1															

[illegible]

Technical fouls: Quimipiac-Navy: St. Francis (NY)-PERUNICIC, Stefan.
Attendance: 732

Perunic 3 pointer with 2:51 remaining puts him over 1,000 career

Score by periods	1st	2nd	Total
Quimipiac	34	38	72
St. Francis (NY)	34	39	73

	Points	In	Off	2nd	Fast	
		Paint	T/O	Chance	Break	Bench
QU	22	10	6	13	0	8
SFNYM	26	10	13	0	1	16

Last FG - QU 2nd-03:12, SFNYM 2nd-00:05.
Lastest foul - QU by R.1st-09:09, SFNYM by J.2nd-15:54.

Score tied - 13 times.
Lead changed - 15 times.

GAME 15 VS. SACRED HEART, 1/7/12

Fairfield, Connecticut--The hot shooting of sophomore guard Ben Mockford (career-high 28 points) and senior forward Stefan Perunicic (21 points) propelled the St. Francis College men's basketball team to one of their most impressive offensive performances in school history, as they defeated the Sacred Heart University Pioneers, 99-84, in Northeast Conference play on Saturday afternoon.

The Terriers, winners of two straight, improved to 6-9 overall and 3-1 in NEC play while the Pioneers fall to 7-10 (1-3 in conference play). The 99 total points this afternoon is the most in a regulation game since the Terriers defeated Fairleigh Dickinson, 110-103, on February 21, 2005.

St. Francis is also now 3-1 in the NEC for the first time since the 2001-2002 campaign.

The tandem of Perunovic/Mockford paid off early for the visitors as they scored 14 of the first 16 Terrier points to give St. Francis a 16-11 lead heading into the first media timeout at the 15:32 mark. The duo combined to shoot 4-of-5 from the outside during that stretch.

The Pioneers immed the lead back down to five, 21-16, with 13:26 to go in the half but the Terriers mounted a 19-6 run that extended their lead to 40-22 with 4:41 before the half. St. Francis didn't allow a Sacred Heart field goal for over six minutes during the run.

St. Francis outscored the Pioneers by a 23-10 margin to take a 53-31 halftime lead into the locker room. The Terriers shot 58.1% from the field (18-of-31), 62.5% from beyond the arc (10-of-16) and a perfect 7-of-7 from the free throw line. Mockford and Perunovic entered the break with 14 and 13 points, respectively. St. Francis built their largest lead of the game, 56-31, after Perunovic converted on three free-throw attempts. Sacred Heart hung around as they found themselves trailing by 15 at the 6:40 mark, but the Terriers quickly snatched the momentum back as they extended back to a 20-point advantage, 83-63, as Mockford continued his hot shooting with a deep corner three.

In the final five minutes, Mockford drained three of his game-high eight -three pointers to put an exclamation point on a spectacular afternoon and the Terriers third conference victory. The eight treys were the most by any player in the conference this season.

For the game, the Terriers shot a sizzling 58.2 percent (32-of-55) overall and were almost as a good from behind the arc, drilling 15-of-27 (55.6 percent), which is a Northeast Conference season-high. In addition, St. Francis converted 20-of-22 (90.9 percent) of their free-throw attempts while having key contributions from their bench, as they out-scored the Pioneers 32-23 in that department.

In addition to Mockford and Perunic, junior forward Akeem Johnson and sophomore center Matt Milk each finished with 10 points on a combined 9-of-11 shooting from the field. Freshman point guard Brent Jones turned in a sensational performance, finished with 9 points and a game-high 7 assists to go along with five rebounds in 25 minutes of action.

Four players for Sacred Heart finished in double-figures, led by Chris Evans, who finished with 24 points on 8-of-12 shooting. Justin Swidowski added 18 points and 8 rebounds while Shane Gibson and Louis Montes ended up with 15 and 14, respectively. The Pioneers shot 51.7 percent from the field (30-of-58) while connecting on 35.0 percent from the outside (7-of-20).

Official Basketball Box Score -- Game Totals -- Final Statistics
St. Francis (NY) vs Sacred Heart
 01/07/12 3:30 pm at Fairfield, CT - William H. Pitt Center

St. Francis (NY) 99 - 69, 2-TotEC															
#	Player	1st		2nd		3-Pr		Rebounds							
		FG	FTA	FG	FTA	FG	FTA	On	Def	TP	FT	A	To Bk	Min	
2	PERUNICH, Stefan	F	5-7	4-6	F	7-7	0	2	2	3	21	3	4	0	27
30	JOHNSON, Alan	F	4-5	0	0	2-2	0	3	3	1	10	2	0	0	25
1	CAM, John	F	0	0	0	0	4-4	0	0	0	0	0	0	0	16
15	NEWTON, Justin	J	0	0	0	0	0	0	3	3	0	3	2	0	16
3	MOCKFORD, Brent	G	10-15	8-13	0	1	2	3	2	28	0	0	0	0	29
1	JONES, Brian	G	1-2	1-2	2-3	0	5	5	1	9	7	2	0	0	23
11	SANTAVENNE, P.J.	J	2-3	1-2	0	0	0	0	0	2	5	0	0	0	12
12	TRIVIC, Miles	O	0	0	0	0	0	0	0	0	0	0	0	0	3
1	WILLIAMS, John	F	0	0	1	0	0	0	0	0	2	0	0	0	10
3	MILK, Matt	Mt	4-6	0	0	2	1	3	1	10	1	1	0	0	15
4	DOUGLAS, Kevin	O	0-2	0-1	3-4	0	3	3	2	1	1	0	1	0	10
	Team									1	0	1			
		32:55		15:27		20:22		7		23		30		18	
		99		19		14		2		8		20		2	
FG % 1st Half: 18.8% 58.1% 2nd Half: 14.2% 58.3% Game: 32:57 55.8%															
3FG % 1st Half: 0.0% 62.5% 2nd Half: 0.0% 65.5% Game: 15:25 58.2%															
Doubleball Rebound: 10															

Sacred Heart HS 4 - 7 - 10, 13-NEC													
#	Player		Total	Rebounds									
			FG-FTA	FG-FGA	FT-FTT	On	Def	FF	TP	A	Bk	Sl	Min
11	EVANS, Chris	f	8-12	0-1	81.1%	3	4	2	24	3	2	0	17
20	GREENBAUGH, Nick	f	6-14	0-4	42.9%	1	1	0	0	2	2	0	13
5	SWIDOWSKI, Justin	c	7-12	3-4	75.0%	1	3	5	8	5	0	0	28
26	GIBSON, Shane	c	6-16	1-8	22.2%	0	2	2	35	4	0	0	37
4	GAETANO, Phil	c	6-11	0-0	2-2	0	1	1	3	4	0	0	24
12	MONTEIS, Louis	c	9-9	1-3	1-2	2	7	9	14	1	1	2	30
10	GLAWIAK, Steve	2-3	2-3	2-2	0	1	1	1	8	0	1	0	1
3	DULAIER, Jason	0-0	0-0	1-2	0	0	0	0	1	0	1	0	9
	Team					0	0	0					
Totals			30-58	7-20	117-24	9	18	27	119	84	15	2	5:20
FG % first half: 51.9% 39.2% 2nd half: 19.0% 63.0% Game: 30-58 51.7%													
3FG % first half: 0.0% 23.0% 2nd half: 41.7% Game: 7-20 35.0%													
FT % first half: 71.2% 58.3% 2nd half: 10.2% 83.3% Game: 12-24 50.0%													

Officials: William Laubenstein, Tom Fahey, Gary Tracy
 Technical: f51
 St. Francis (NY) - Nite: Sacred Heart-Nite:
 Attendance: 451

Score by periods	1st	2nd	Total
St. Francis (NY)	53	46	99
SHJNM	14	10	24
Sacred Heart	31	53	84

	In	Off	2nd	Fast	
			Chance	Break	Bench
Points	36	17	9	4	23
SHJNM	30	15	10		
SHJNM	36	17	9	4	23

Last FG - SJNM 2nd 00:28, SHJNM 2nd 00:17
 Largest lead - SJNM by 23, 2nd 00:17, SHJNM by 2 1st:19:48

Score tied - 2 times
 Lead changed - 3 times

GAME 16 vs. MONMOUTH, 1/12/12

he host St. Francis (N.Y.) Terriers placed five-players in double-figures for the first time this season and cruised to an, 81-64, Northeast Conference victory over the Monmouth Hawks, Thursday evening at the Pope Physical Education Center. The Terriers, who have won three straight contests, improved to 7-9 (4-1 NEC) and the Hawks fell to 3-15 (1-4 NEC).

Terriers' freshman power forward Jalen Cannon (13 points, 12 rebounds) recorded his second double-double of the season, and senior forward Stefan Perunicic (4-of-9 treys) and sophomore guard Brent Jones each added 14 points. Junior forward Travis Nichols (8 rebounds) and sophomore center Matt Milk each added 12 points. Senior guard Justin Newton played a tremendous floor game with nine assists, three steals, and two blocks.

St. Francis shot 53.7 percent overall (29-of-54), were 8-for-21 (38.1 percent) from 3-point land, and hit 15-of-18 (83.3 percent) from the foul line. The Terriers also outrebounded the visitors by a season-high 27 caroms, 49-22.

The Terriers, who are off to their best conference start since the 2000-2001 season, led 48-28 at halftime and Monmouth was only able to trim the deficit to as little as 12 points in the second-half.

St. Francis shot a blazing 66.7 percent (20-for-30) overall in the opening half and held the Hawks to just a 27.6 percent clip (8-for-29).

The Hawks were within 15-12 after Will Campbell drained a trey with 13:28 remaining in the opening stanza but the Terriers went on a 14-3 run to widen their lead to 29-15 with 7:08 left. Milk, who recorded a career-high in points, scored six points during the stretch.

The Terriers then outscored Monmouth 16-9 over the final 4:40 of the half to grab the 20-point advantage after the Hawks were within 32-19 following a pair of Mike Myers Keitt free-throws at the 5:05 mark.

Monmouth's Dion Nesmith's conventional three-point play with 8:06 remaining in the game trimmed the second-half deficit to 12 points, 61-49, but St. Francis answered with a 10-1 run to put the game out of reach, 71-50, at the 5:06 mark. Jones and Nichols each scored four points during the stretch.



Monmouth 64 • 3-15; 1-4 NEC													
#	Player	Total		3-Ptr		Rebounds		PF	TP	A TO Bk Stl		Min	
		FG	FGA	FT	FTA	Off	Def						
21	WARE, Marcus	0-6	0-0	1-2	0	1	1	1	1	2	3	0	23
9	NESMITH, Dion	2-6	1-2	1-1	0	1	1	1	2	6	0	2	21
2	STEELE, Jesse	5-14	1-5	2-2	0	1	1	3	13	6	2	0	34
13	NICHOLAS, Andrew	1-7	0-3	3-3	0	2	2	3	5	0	0	0	24
3	TILLOTSON, Austin	3-7	0-1	2-4	0	0	0	2	8	2	0	1	26
3	DILEO, Max	1-1	0-0	0-0	0	0	0	2	0	0	0	0	3
10	CAMPBELL, Will	4-9	3-5	4-4	1	0	1	2	15	1	2	0	17
20	MYERS KEITT, Mike	2-4	0-0	3-3	3	4	2	7	0	0	0	0	18
24	JAMES, Daniel	0-0	0-0	0-0	0	0	0	0	0	0	0	0	2
2	WAITE, Ed	2-5	0-0	1-4	1	4	5	4	5	1	2	0	0
51	WAIT, Phill	1-3	0-0	0-2	1	2	3	2	2	0	1	0	13
Team		3		1		4							
Totals		21-62	5-16	17-25	7	15	22	21	64	12	13	1	700
FG % 1st Half: 8-29 27.6%		2nd half: 13-33 39.4%		Game: 21-62 33.9%		3FG % 1st Half: 4-8 50.0%		2nd half: 1-8 12.5%		Game: 5-16 31.3%		Deadball Rebounds 23	
FT % 1st Half: 8-10 80.0%		2nd half: 9-15 60.0%		Game: 17-25 68.0%									

St. Francis (NY) 81 • 7-9; 4-1 NEC												
#	Player	FG	FGA	FT	FTA	Off	Def	PF	TP	A TO Bk Stl	Min	
05	CANNON, Jalen	5-6	0-0	3-4	2	10	12	2	13	2	3	1
14	NICHOLS, Travis	3-7	1-3	5-6	1	7	8	3	12	0	2	0
2	PERUNICIC, Stefan	5-11	4-9	0-0	0	4	4	3	14	2	1	0
3	MOCKFORD, Ben	1-8	1-6	0-0	1	5	3	3	1	1	0	25
15	NEWTON, Justin	0-1	0-0	0-0	0	4	4	2	0	9	5	2
1	JONES, Brent	4-7	1-1	5-6	2	3	5	2	14	3	6	0
11	SANTAVENERE, P.J.	2-4	1-2	2-2	1	0	1	3	7	0	0	14
12	TRIVIC, Milos	0-0	0-0	0-0	0	0	0	1	0	1	0	4
23	ULMER, Lowell	1-2	0-0	0-0	0	2	2	1	2	0	1	0
3	MILK, Matt	6-6	0-0	0-0	2	2	4	3	12	0	1	0
34	DOUGLAS, Kevin	2-2	0-0	0-0	0	1	1	1	4	0	2	1
Team		1		2		3		1				
Totals		29-54	8-21	15-18	9	40	49	24	81	17	24	3
FG % 1st Half: 20-30 66.7%		2nd half: 9-24 37.5%		Game: 29-54 53.7%		3FG % 1st Half: 6-11 54.5%		2nd half: 2-10 20.0%		Game: 8-21 38.1%		Deadball Rebounds 1
FT % 1st Half: 2-3 66.7%		2nd half: 13-15 86.7%		Game: 15-18 83.3%								

Officials: Robert Riley Douglas Grant, Jim Bruno				Technical fouls: Monmouth-None, St. Francis (NY)-None.			
Attendance: 687							
Score by periods				1st	2nd	Total	
Monmouth				28	36	64	
St. Francis (NY)				48	33	81	
				Points	In	Out	2nd
				28	30	24	5
				SPRIM	34	10	6

GAME 17 vs. FDU, 1/14/12

The St. Francis (N.Y.) Terriers won their fourth straight contest, defeating the Fairleigh Dickinson Knights, 62-51, Saturday evening at the Pope Physical Education Center. The Terriers (8-9 overall) improved to 5-1 in the Northeast Conference for the first time since the 2000-2001 season, while the Knights fell to 1-15 (0-6 NEC).

Sophomore point guard Brent Jones scored a career-high 15 points and freshman forward Jalen Cannon added his second consecutive double-double with 10 points and 12 rebounds. Senior forward Stefan Perunicic was also in double-figures with 11 points.

The Terriers trailed 34-32 at halftime but opened up the second-half on 12-1 run to take a 44-35 advantage with 13:14 remaining and never trailed again. Junior forward Travis Nichols and Perunicic each connected on treys and sophomore center Matt Milk added a pair of buckets during the spurt.

St. Francis extended their lead to 13 points, 52-39, with 8:31 remaining after a reverse-layup by sophomore guard Ben Mockford.

The Knights rattled off eight consecutive points to trim the deficit to 52-47 with 5:31 remaining after a jumper by Lonnie Robinson but that was as close as they would get.

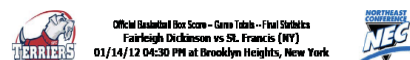
The hosts ripped of eight consecutive points of their own to restore a 13-point advantage, 60-47, with just 2:54 on the clock. The Terriers converted six consecutive free-throws during the stretch.

The Knights, who have now lost 13 straight, were unable to get within single-figures the rest of the way.

The Terriers shot 47.6 percent overall (20-for-42) and converted 16-of-18 (88.9 percent) from the charity-stripe while the Knights shot 40 percent overall (20-of-50) and just 23.1 percent (3-of-13) from behind the arc.

St. Francis scored the first eight points of the contest but the Knights went on a 22-7 run to take a 22-15 advantage with 7:48 remaining in the opening stanza. FDU still led by seven with 3:59 remaining but the Terriers went on a 9-4 run to close to within two at the break.

Melquan Bolding led the Knights with 15 points and George Goode and Kinu Rochford each added 12 points.



Fairleigh Dickinson 51 • 1-15; 0-6 NEC												
#	Player	Total		3-Ptr		Rebounds		PF	TP	A TO Bk Stl		Min
		FG	FGA	FT	FTA	Off	Def					
01	GOODE, George	6-9	0-0	0-0	1	8	9	4	12	1	1	2
05	BOLDING, Melquan	4-13	3-7	4-6	0	1	1	2	15	0	3	0
10	PERINLEY, Sam	1-3	0-2	0-0	0	1	1	3	2	0	2	0
23	ROBINSON, Lonnie	2-13	0-3	1-2	0	4	4	1	5	3	1	0
44	ROCHFORD, Kinu	5-7	0-0	2-4	6	3	9	3	12	1	3	0
33	SMITH, Brian	1-3	0-1	1-2	0	1	1	1	3	2	0	0
34	LO, Mohammed	1-2	0-0	0-0	1	0	1	2	2	4	1	0
Team		0		0		0						
Totals		20-50	3-13	8-14	8	18	26	16	51	11	12	1
FG % 1st Half: 13-23 56.5%		2nd half: 7-27 25.9%		Game: 20-50 40.0%		3FG % 1st Half: 3-6 50.0%		2nd half: 0-7 0.0%		Game: 3-13 23.1%		Deadball Rebounds 41
FT % 1st Half: 5-6 83.3%		2nd half: 3-8 37.5%		Game: 8-14 57.1%								

St. Francis (NY) 62 • 6-9; 5-1 NEC														
#	Player	Total		3-Ptr		Rebounds		PF	TP	A TO Bk Stl		Min		
		FG	FGA	FT	FTA	Off	Def							
02	PERUNICIC, Stefan	F	3-5	3-5	2-2	0	2	2	2	11	2	0	0	37
05	CANNON, Jalen	F	3-6	0-0	4-6	3	9	12	1	10	1	2	0	16
14	NICHOLS, Travis	F	3-8	0-0	0-0	0	2	2	3	7	1	1	0	17
03	MOCKFORD, Ben	F	2-6	0-4	0-0	0	2	2	1	4	3	0	0	0
15	NEWTON, Justin	G	1-1	1-1	0-0	1	0	1	1	3	1	2	0	11
01	JONES, Brent	F	4-7	1-1	6-6	0	3	3	1	15	3	5	0	28
11	SANTAVENERE, P.J.	F	0-1	0-1	0-0	0	0	0	0	0	0	0	0	2
12	TRIVIC, Milos	F	0-0	0-0	0-0	0	0	0	0	0	0	0	0	0
23	ULMER, Lowell	F	0-1	0-0	0-0	0	0	0	0	0	0	0	0	0
3	MILK, Matt	M	3-5	0-0	0-0	2	2	1	6	0	1	0	1	23
34	DOUGLAS, Kevin	F	1-2	0-0	4-4	0	0	0	3	6	1	0	0	13
Team			0		3									
Totals			20-42	6-18	16-18	4	24	28	13	62	12	14	0	200
FG % 1st Half: 12-23 52.2%		2nd half: 8-19 42.1%		Game: 20-42 47.6%		3FG % 1st Half: 4-11 36.4%		2nd half: 2-7 28.6%		Game: 6-18 33.3%		Deadball Rebounds 1		
FT % 1st Half: 4-6 66.7%		2nd half: 12-12 100.0%		Game: 16-18 88.9%										

Officials: Tom Courneye, Mike Albersohn, John Lughlin				Technical fouls: Fairleigh Dickinson-None, St. Francis (NY)-None.			
Attendance: 349							
Score by periods				1st	2nd	Total	
Fairleigh Dickinson				34	17	51	
St. Francis (NY)				32	30	62	
				Points	In	Out	2nd
				28	17	4	0
				SPRIM	28	14	6

2011-12 St. Francis College (NY) Men's Basketball Insider

TERRIERS REWIND:

- BY WINNING SEVEN OF THEIR LAST TEN CONFERENCE GAMES LAST SEASON, THE TERRIERS FINISHED OVER .500 IN NEC PLAY (10-8) FOR THE FIRST TIME SINCE 2003-04.
- THE TERRIERS LED THE LEAGUE AND WERE 22ND IN THE COUNTRY IN TURNOVER MARGIN (+3.24). ST. FRANCIS ALSO PACED THE CIRCUIT IN STEALS (7.8 PER GAME) WITH GRADUATED GUARD AKEEM BENNETT RANKING FIRST IN THE NEC AND EIGHTH NATIONALLY WITH 2.7 SPG.
- ST. FRANCIS HAS NOW DROPPED SIX STRAIGHT NEC QUARTERFINAL CONTESTS. THE TERRIERS LAST NEC QUARTERFINAL VICTORY IN 2003 WHEN THEY DEFEATED CENTRAL CONNECTICUT STATE AT WAGNER, 67-62.
- GRADUATED GUARDS AKEEM BENNETT AND RICKY CADELL WERE NAMED TO THE NEC ALL SECOND TEAM AND BENNETT WAS NAMED THE DEFENSIVE PLAYER OF THE YEAR. BENNETT WAS DRAFTED BY THE SPRINGFIELD ARMOR OF THE NBA-D LEAGUE IN THE EIGHTH ROUND.

Two Guards Sign During Early Period

ST. FRANCIS (NY) HEAD MEN'S COACH GLENN BRAICA ANNOUNCED THAT 6'3" COMBO GUARD ANTHONY WHITE (MASTIC, NY) AND 6'4" SHOOTING GUARD ALEKSANDAR ISAILOVIC (BELGRADE/SERBIA) HAVE SIGNED NATIONAL LETTERS-OF-INTENT TO ENROLL AT THE COLLEGE NEXT FALL. WHITE IS ENTERING HIS SENIOR SEASON AT WILLIAM FLOYD HIGH SCHOOL IN MASTIC BEACH, NEW YORK AND ISAILOVIC IS IN HIS SECOND YEAR AT COLLIN COMMUNITY COLLEGE IN PLANO, TEXAS.

"WE ARE EXTREMELY EXCITED THAT BOTH ANTHONY AND ALEX HAVE DECIDED TO BECOME MEMBERS OF OUR FAMILY," SAID BRAICA. "BOTH OF THEM ARE OF HIGH CHARACTER AND THEIR OVERALL VERSATILITY IS REALLY GOING TO HELP OUR PROGRAM. IN ADDITION THEY HAVE BOTH BEEN PREPARED BY EXCELLENT COACHES."

DURING HIS JUNIOR YEAR (2010-2011), WHITE LED FLOYD IN SCORING (18.6), REBOUNDING (12.3), AND ASSISTS (5.4). WHITE WAS A REPEAT ALL-LEAGUE SELECTION, ALL-CONFERENCE, ALL-SUFFOLK COUNTY AND ALL-SECTION XI. ADDITIONALLY, HE WAS ONE OF TWO JUNIORS SELECTED TO THE NEWSDAY ALL-LONG ISLAND TEAM AND THE BCANY (BASKETBALL COACHES ASSOCIATION OF NY) CLASS AA ALL-STATE TEAMS.

"ANTHONY IS A PHYSICAL GUARD THAT GIVES US VERSATILITY ON THE PERIMETER," BRAICA SAID. "HE'S GOT A GREAT FEEL FOR THE GAME, POSSESSES THE ABILITY TO CREATE HIS OWN SHOT, AND IS AN EXCEPTIONAL BALL-HANDLER AND PASSER."

THIS PAST SUMMER, WHITE LED THE LONG ISLAND SQUAD TO THE GOLD MEDAL AT THE NY STATE SUMMER BASKETBALL CHAMPIONSHIP HELD IN JOHNSON CITY, NY. HE WAS THE LEADING SCORER (20 PPG.) FOR THE LONG ISLAND TEAM THAT WENT ON TO THE CHAMPIONSHIP. IN FACT, HIS BUZZER-BEATING THREE-POINTER SENT THE GAME INTO OVERTIME, WHERE THEY EVENTUALLY DEFEATED HUDSON VALLEY IN THE SEMIFINALS. ANTHONY WAS THE LEADING SCORER IN ALL GAMES INCLUDING THE CHAMPIONSHIP GAME AGAINST THE HOST TEAM, CENTRAL NEW YORK.

"ANTHONY HAS PROGRESSED DURING HIS FOUR SEASON HIGH SCHOOL CAREER FROM AN INSIDE PLAYER, TO AN INSIDE- OUTSIDE PLAYER," SAID FLOYD HEAD COACH BOB HODGSON. "HIS SKILLS ON THE PERIMETER HAVE ALLOWED HIM TO ADVANCE TO BECOME AN NCAA DIVISION I GUARD. IN ADDITION, ANTHONY HAS DEMONSTRATED AN ABILITY TO

PLAY ANY POSITION AND TO DEFEND ANY POSITION ON THE FLOOR AND WILL FIT IN NICELY WITH THE STYLE OF PLAY AT ST. FRANCIS. WE WILL MISS UTILIZING HIS VERSATILITY, BUT WILL ENJOY FOLLOWING HIS PROGRESS AS A COMBO GUARD WITH THE TERRIERS. WE FEEL THAT HE'S MADE AN EXCELLENT DECISION."

ISAILOVIC AVERAGED 10.5 POINTS, 2.7 REBOUNDS, AND 0.7 STEALS PER GAME LAST SEASON AT COLLIN COMMUNITY COLLEGE AND WILL HAVE TWO YEARS OF ELIGIBILITY AS A TERRIER. HE CONNECTED ON 36 PERCENT (48-FOR-135) FROM BEHIND THE ARC AND CONVERTED 84 PERCENT (26-OF-31) FROM THE FREE THROW LINE.

IN THE SEASON-OPENER AGAINST BOSSIER PARISH COMMUNITY COLLEGE ON NOVEMBER 4TH, ISAILOVIC DRAINED FIVE OF HIS SEVEN ATTEMPTS FROM LONG DISTANCE.

"ALEX IS A TREMENDOUS OUTSIDE SHOOTER WHO WILL HELP US REPLACE STEFAN PERUNICIC, WHO WILL GRADUATE AFTER THIS SEASON," BRAICA EXPLAINED. "HE'S GOT THE ABILITY TO CHANGE THE GAME QUICKLY FROM THREE-POINT RANGE, AND HE'S GOT GOOD SIZE AND CAN ALSO HANDLE THE BALL A LITTLE BIT."

NORTHEAST CONFERENCE PRE-SEASON COACHES POLL

1. LONG ISLAND (10)
2. ROBERT MORRIS (2)
3. CCSU
4. WAGNER
5. QUINNIPIAC
6. MOUNT ST. MARY'S
7. BRYANT
8. SACRED HEART
9. ST. FRANCIS (PA)
10. MONMOUTH
11. ST. FRANCIS (NY)
12. FDU

FIRST PLACE VOTES IN PARENTHESES

TERRIERS TO HOST LIU AT MADISON SQUARE GARDEN ST. FRANCIS GAVE UP THEIR HOME GAME TO TAKE ON THEIR BIGGEST RIVALS, THE LIU BLACKBIRDS, ON FEBRUARY 8TH IN MADISON SQUARE GARDEN. IT WILL BE THE SECOND CONSECUTIVE SEASON THAT THE TERRIERS WILL VISIT THE WORLD'S MOST FAMOUS AREANA. LAST YEAR, ST. FRANCIS PARTICIPATED IN THE MSG HOLIDAY FESTIVAL WITH NORTHWESTERN, DAVIDSON, AND ST. JOHN'S.

HOME SWEET HOME - FINALLY

THE TERRIERS EARLY-SEASON SCHEDULE WAS BRUTAL AS THEY PLAYED THEIR FIRST NINE CONTESTS AWAY FROM BROOKLYN HEIGHTS. IT WAS THE LONGEST STRETCH OF ROAD GAMES TO BEGING THE SEASON THAT THE TERRIERS HAVE HAD TO ENDURE SINCE JOINING THE NEC. THE TERRIERS HAD WON FOUR STRAIGHT AT HOME UNTIL THE LOSS VERSUS WAGNER.

COULD THIS BE THE YEAR?

THE TERRIERS ARE ONE OF JUST FIVE SCHOOLS THAT HAVE NEVER MADE THE NCAA TOURNAMENT DESPITE BEING MEMBERS OF DIVISION I SINCE THE MODERN RE-CLASSIFICATION OF THE DIVISION IN 1948. THE OTHERS ARE WILLIAM & MARY, ARMY, NORTHWESTERN, AND THE CITADEL.

2011-12 St. Francis College (NY) Men's Basketball Insider

Who Will Replace Cadell & Bennett?

THE BIGGEST QUESTION FACING THE TERRIERS THIS SEASON IS OBVIOUS. HOW CAN THE TEAM MAKE-UP FOR THE LOSS OF NEC SECOND TEAM PERFORMER RICKY CADELL AND THE NEC'S DEFENDER OF THE YEAR, AKEEM BENNETT. THE DYNAMIC DUO WERE KEY ELEMENTS OF NEARLY EVERY POSSESSION AND ALMOST ALWAYS THE "GO-TO GUYS" WHEN THE TEAM NEEDED A PLAY. CADELL, THE MEN'S ALL-TIME LEADING SCORER AT ST. FRANCIS AVERAGED 16.2 PPG. LAST SEASON AND BENNETT ADDED 14.0 PPG.

Bennett Drafted Into NBA D-League

AKEEM BENNETT, THE 2010-2011 NORTHEAST CONFERENCE DEFENSIVE PLAYER OF THE YEAR WAS SELECTED BY THE SPRINGFIELD ARMOR IN NOVEMBER'S NBA-D-LEAGUE DRAFT. BENNETT, WHO AVERAGED 14.0 POINTS AND 5.8 REBOUNDS PER GAME LAST SEASON, BECOMES THE FIRST TERRIER TO BE DRAFTED INTO THE LEAGUE.

"I'M EXTREMELY PROUD OF AKEEM AND WE WISH HIM THE BEST OF LUCK AS HE STARTS HIS PROFESSIONAL CAREER," SAID TERRIERS' HEAD COACH GLENN BRAICA. "AKEEM IS AN EXTREMELY HARD WORKER AND I KNOW HE WILL CONTINUE TO WORK ON HIS GAME SO THAT HE CAN BECOME THE BEST PLAYER HE CAN POSSIBLY BE."

Terriers to Welcome Six New Face in 2011-2012

HEAD COACH GLENN BRAICA IS EXTREMELY EXCITED ABOUT HIS GROUP OF NEWCOMERS WHO HE BELIEVES WILL PROVIDE DEPTH THAT THE PROGRAM HAS NOT SEEN IN RECENT SEASONS. IONA TRANSFER BEN MOCKFORD, A SOPHOMORE, AND FRESHMAN JALEN CANNON ARE THE TWO MOST HERALDED OF THE GROUP AND ARE EXPECTED TO DO BIG THINGS. MOCKFORD IS A SENSATIONAL LONG-RANGE MARKSMAN BUT IS NOT JUST A SHOOTER AND COULD BE THE ANSWER TO REPLACING ALL-NEC GUARD RICKY CADELL. CANNON IS A PHYSICAL PRESENCE AT POWER FORWARD AND IS ALREADY CONSIDERED THE BEST REBOUNDER ON THE SQUAD. ANOTHER TRUE FRESHMAN, KEVIN DOUGLAS, HAS TREMENDOUS UPSIDE AND IS AN ATHLETICWING PLAYER WHO FIGURES TO GET MORE PLAYING TIME AS THE SEASON GOES ALONG. SOPHOMORE POINT GUARD BRENT JONES IS ALSO AN EXCITING TALENT WHO EXCELLS IN THE TRANSITION GAME AND SHOULD PLAY PLENTY OF MINUTES BEHIND STARTING LEAD GUARD DRE CALLOWAY. ATHLETIC FORWARD LOWELL ULMER AND MULTI-DIMENSIONAL GUARD P.J. SANTAVANERE WILL PROVIDE DEPTH.

Party Like It's 2012

THE TERRIERS ARE 4-1 IN 2012, ALL NEC VICTORIES. THEY HAVE WON THE FOUR GAMES BY AN AVERAGE OF 11.0 PPG.

Iona Transfer Ben Mockford Worth the Wait: Named NEC Player of Week



LEFTY SHARPSHOOTER BEN MOCKFORD, A TRANSFER FROM IONA COLLEGE, REDSHIRTED THE 2010-2011 CAMPAIGN AND WILL HAVE THREE YEARS OF ELIGIBILITY FOR THE TERRIERS BEGINNING THIS SEASON. THE LEFTY, WHO IS AVERAGING 11.3 PPG THUS FAR, WILL BE EXPECTED TO HELP FILL THE VOID OF THE GRADUATED RICKY CADELL AT THE SHOOTING

GUARD POSITION. MOCKFORD HIT THE GAME-WINNING TREY AND SCORED 24 POINTS (7-10 TREYS) AT HOWARD (12/12/11). AFTER THE DISPLAY, HE WAS NAMED THE NEC PLAYER OF THE WEEK ON DECEMBER 19TH. HE ALSO SCORED 22 POINTS AND HIT SIX 3'S IN THE WIN AT NJIT AND FOLLOWED THAT UP WITH A 19-POINT OUTBURST (5 TREYS) IN THE WIN AT THE MOUNT. HIS MOST RECENT EXLOSION WAS A CAREER-HIGH 28-POINT OUTBURST IN THE VICTORY AT SACRED HEART. HE DRILLED A CAREER AND NEC-HIGH 8 TREYS IN THE CONTEST. MOCKFORD IS TIED FOR SECOND IN THE LEAGUE IN 3-POINTERS PER GAME (2.78) WITH TEAMMATE STEFAN PERUNICIC.

Nichols Named Madness Mid-Major/NEC Player of Week



COLLEGE SPORTS MADNESS HAS NAMED ST. FRANCIS (NY) FORWARD TRAVIS NICHOLS MID-MAJOR MEN'S BASKETBALL PLAYER OF THE WEEK AND NEC PLAYER OF THE WEEK FOR HIS EXCEPTIONAL PERFORMANCE AT SETON HALL. THE MADNESS IDENTIFIES THE HIGHEST IMPACT PLAYERS NATIONALLY AND ONE FROM EACH CONFERENCE IN THEIR WEEKLY FEATURE. CHECK OUT THE ENTIRE LIST AT [HTTP://WWW.COLLEGESPORTSMADNESS.COM/MENS-BASKETBALL/WEEKLY-AWARDS](http://WWW.COLLEGESPORTSMADNESS.COM/MENS-BASKETBALL/WEEKLY-AWARDS).

IN ADDITION, THE NORTHEAST CONFERENCE SELECTED NICHOLS AS THEIR CO-PLAYER OF THE WEEK ALONG WITH CARON WILLIAMS OF ROBERT MORRIS. THE BROOKLYN NATIVE, CAME OUT OF GATES FIRING ON ALL CYLINDERS IN THE TERRIERS' HEART-BREAKING LOSS TO SETON HALL, 75-71, IN OVERTIME IN THE SEASON-OPENER. THE BROOKLYN, NY NATIVE SCORED A CAREER-HIGH 25 POINTS WHILE ADDING 14 REBOUNDS AND THREE STEALS, WITH A BULK OF THOSE STATS COMING IN THE FIRST HALF HELPING THE HIS HOMETOWN TEAM TO A 33-25 LEAD AT THE BREAK. NICHOLS KNOCKED DOWN 11 POINTS AND HAD EIGHT CAROMS, ALMOST ACHIVING HIS THIRD CAREER DOUBLE-DOUBLE IN THE OPENING 20. AFTER A SETON HALL RUN IN THE SECOND, NICHOLS SHINED IN OVERTIME, SCORING ALL NINE OF THE TERRIERS POINTS, INCLUDING HITTING A THREE-POINTER THAT BROUGHT THE SFNY WITHIN TWO, AT 71-69, WITH 15 SECONDS REMAINING.

Johnson Is Mr. Consistency



JUNIOR FORWARD AKEEM JOHNSON, WHO RETURNED TO THE LINEUP ON THURSDAY AFTER-MISSING TWO GAMES WITH A SHOULDER STRAIN, HAS BEEN ONE OF THE MORE EFFICIENT PLAYERS IN THE NORTHEAST CONFERENCE WITH A CAREER 54 PERCENT CAREER FIELD GOAL MARK (201-OF-371), WHICH IS 9TH ON THE TERRIERS ALL-TIME LIST. JOHNSON IS AVERAGING 70 POINTS AND 4.3 REBOUNDS OVER HIS FIRST TWO SEASONS. LAST SEASON, THE BROOKLYN NATIVE PLAYED IN 28 GAMES AND MADE NINE STARTS IN THE FRONT COURT, SHOOTING 51 PERCENT (88-FOR-172) FROM THE FLOOR AND AVERAGED 8.9 POINTS PER GAM. JOHNSON WAS ALSO SECOND ON THE SQUAD IN REBOUNDING (5.0 PG.) BEHIND GRAD-

2011-12 ST. FRANCIS COLLEGE (NY) MEN'S BASKETBALL INSIDER

SECOND ON THE SQUAD IN REBOUNDING (5.0 PG.) BEHIND GRADUATED GUARD AKEEM BENNETT. JOHNSON IS SHOOTING AT A 56 PERCENT CLIP. THUS FAR THIS SEASON AND IS AVERAGING 10.2 POINTS AND 5.3 REBOUNDS PER GAME. HE SCORED A SEASON-HIGH 19 POINTS IN THE WIN AT NJIT AND ADDED 18 AT COLGATE (12/10) AND AGAINST QUINNIPIAC

(1/5/12).


WELCOME TO THE 1,000 POINT CLUB



SERBIAN SHARPSHOOTER STEFAN PERUNICIC BECAME THE 27TH MEMBER OF THE 1,000 POINT CLUB AGAINST QUINNIPIAC ON JANUARY 5, 2012. HE IS CURRENTLY SECOND ON THE ALL-TIME SCHOOL-LIST WITH 257 CAREER TREYS, WHICH IS ALSO TOPS AMONG ALL RETURNING NORTHEAST CONFERENCE PLAYERS. PERUNICIC IS AVERAGING 16.6 POINTS OVER THE LAST FIVE CONTESTS AND IS SHOOTING 56 PERCENT (24-OF-43) FROM THE

FIELD AND 56 PERCENT (19-OF-34) FROM 3-POINT LAND. PERUNICIC HAS CLIMBED TO 14TH IN THE LEAGUE IN SCORING (13.3 PPG.) HE NEEDS 38 TREYS TO SURPASS ANGEL SANTANA ON THE ALL-TIME SCHOOL LIST.

DRE CALLOWAY TO RED-SHIRT SEASON AFTER SUFFERING SEASON-ENDING SHOULDER INJURY



SENIOR POINT GUARD DRE CALLOWAY INJURED HIS LEFT SHOULDER AND WILL MISS THE REMAINDER OF THE SEASON. CALLOWAY WAS AVERAGING 8.4 PPG. AND 3.4 AFTER FIVE GAMES THIS SEASON. IN HIS FIRST CAMPAIGN AS A TERRIER LAST YEAR, THE CRAFTY LEFTY TOOK CONTROL OF THE STARTING POINT GUARD ROLE FROM THE OPENING TAP AND MADE 27 STARTS. HE RANKED EIGHTH IN THE CONFERENCE IN

ASSISTS/TURNOVER RATIO (1.85) AND WAS 10TH IN ASSISTS (3.64 PG.). HE RECORDED A GAME-HIGH SIX ASSISTS IN THE SEASON-OPENER AGAINST SETON HALL.

GETTING IT DONE ON THE BOARDS

THE TERRIERS HAVE OUTREBOUNDED THEIR OPONENT IN EIGHT STRAIGHT CONTESTS AND IN 13 OF 18 OVERALL THIS SEASON. ST. FRANCIS WAS A SEASON-HIGH +27 IN THE WIN AGAINST MONMOUTH. THE TERRIERS ARE THIRD IN THE NEC IN REBOUNDING DIFFERENTIAL (+2.8).


NEWTON AND JONES ASKED TO FILL THE VOID AT POINT



SENIOR JUSTIN NEWTON AND SOPHOMORE BRENT JONES WILL HAVE TO SHARE THE POINT GUARD DUTIES AFTER THE TERRIERS LOST DRE CALLOWAY FOR THE SEASON. NEWTON WAS GIVEN THE STARTING POINT GUARD NOD ON DECEMBER 1 AT THE MOUNT AND TURNED IN ONE OF THE FINER GAMES OF HIS CAREER, PRODUC-

ING EIGHT ASSISTS (1 TURNOVER) AND SIX REBOUNDS IN 23 MINUTES. NEWTON IS SECOND ON THE SQUAD WITH 58 ASSISTS AND IS AVERAGING 4.0 HANDOUTS OVER HIS LAST 10 CONTESTS. JONES CAME UP BIG FOR THE TERRIERS AGAINST FDU AFTER NEWTON LEFT THE GAME IN THE FIRST HALF WITH AN ANKLE INJURY. JONES SCORED A CAREER-HIGH 15 POINTS ON 4-OF-7 SHOOTING AND CONVERTED ALL SIX OF HIS FREE-THROW ATTEMPTS. JONES IS AVERAGING 10.8 POINTS, 4.4 REBOUNDS, AND 4.0 ASSISTS OVER HIS LAST FIVE CONTESTS.

SHOT OUT OF A CANNON; JALEN NAMED NEC'S TOP ROOKIE




ST. FRANCIS (N.Y.) FRESHMAN POWER FORWARD JALEN CANNON WAS HONORED BY THE NORTHEAST CONFERENCE TODAY AS THE CHOICE HOTELS/ROOKIE OF THE WEEK THIS PAST MONDAY.

CANNON RECORDED BACK-TO-BACK DOUBLE DOUBLES IN HOME GAMES AGAINST MONMOUTH AND FDU.

CANNON AVERAGED 11.5 POINTS AND 12 REBOUNDS OVER THE WEEKEND, BEGINNING WITH A 13-POINT, 12-REBOUND PERFORMANCE IN AN 81-64 WIN OVER MONMOUTH ON THURSDAY. THE ALLENTOWN, PA NATIVE THEN SCORED 10 POINTS AND BROUGHT DOWN 12 BOARDS AGAIN IN A 62-51 VICTORY OVER FAIRLEIGH DICKINSON ON SATURDAY.

SINCE HE ENTERED THE STARTING LINEUP FIVE GAMES AGO, THE TERRIERS ARE 4-2 AND CANNON HAS AVERAGED 10.6 PPG. AND 9.4 RPG. AT THE POWER FORWARD POSITION. ON THE YEAR, HE IS THE TOP-RANKED FRESHMAN REBOUNDER IN THE NEC AND THE 10TH BEST FIRST-YEAR GLASS SWEEPER IN THE NATION WITH 7.6 PER OUTING. THE WILLIAM ALLEN HIGH SCHOOL PRODUCT ALSO CONTRIBUTES 8.0 PPG. AND HAS CONVERTED 58 PERCENT OF HIS FIELD GOAL ATTEMPTS.

THE "MILK-MAN" STARTING TO DELIVER



SOPHOMORE CENTER MATT MILK HAS FLASHED SOME OF THE PLAY OF LATE THAT MADE HIM A SOLID FRESHMAN A SEASON AGO. MILK SCORED A CAREER-HIGH 12 POINTS ON 6-OF-6 SHOOTING IN THE VICTORY AGAINST MONMOUTH (1/12/12) AFTER SCORING 10 POINTS ON 4-OF-6 SHOOTING IN THE VICTORY AGAINST SACRED HEART (1/7/12). MILK IS 21-FOR-30 (70 PERCENT) FROM THE FIELD OVER HIS LAST 10 GAMES. MILK

STARTED 16 CONTESTS LAST SEASON

2011-12 ST. FRANCIS COLLEGE (NY) MEN'S BASKETBALL INSIDER

TERRIERS SHOOT THE LIGHTS OUT AT SACRED HEART

ST. FRANCIS SHOT A SEASON-HIGH 58 PERCENT OVERALL (32-55) IN THE VICTORY AGAINST THE PIONEERS ON JANUARY 7TH. IN ADDITION, THEY MADE AN NEC-HIGH 15 TREYS (15-27, 56 PERCENT) AND WERE 20-OF-22 (91 PERCENT) FROM THE LINE.

SEEING DOUBLE

THE TERRIERS PLACED FIVE-PLAYERS IN DOUBLE-FIGURES FOR THE FIRST TIME SINCE 11/22/08 (VS. HARTFORD) IN THE WIN AGAINST MONMOUTH ON JANUARY 12TH.

TAKING ADVANTAGE OF A LITTLE CHARITY

THE TERRIERS HAVE SHOT 79 PERCENT (114-145) FROM THE CHARITY-STRIPE OVER THEIR PAST SEVEN CONTESTS TO INCREASE THEIR SEASON PERCENTAGE TO 67 PERCENT. OVER THEIR LAST THREE GAMES THEY ARE A SENSATIONAL 63-OF-73 (86 PERCENT). THE TERRIERS HAVE CLIMBED TO 6TH IN THE NEC IN THE CATEGORY.

BOMBS AWAY

THE TERRIERS LEAD THE NEC IN THREE-POINT FIELD GOALS PER GAME (8.0). BEN MOCKFORD (2.78 PG.) AND STEFAN PERUNICIC (2.78 PG.) ARE CURRENTLY TIED FOR SECOND IN THE LEAGUE IN TREYS PER GAME. THE TERRIERS DRAINED A SEASON-HIGH 15 TRIFECTAS IN THE VICTORY AT SACRED HEART, AN NEC SEASON-HIGH.

2011-12 St. FRANCIS COLLEGE (NY) MEN'S BASKETBALL INSIDER

2011-12 SCHEDULE & RESULTS

Nov. 12	@ SETON HALL	L 75-71 (OT)
Nov. 16	@ LAFAYETTE	L 79-73
Nov. 19	@ HOFSTRA	L 63-59
Nov. 22	@ ST. JOHN'S	L 63-43
Nov. 26	@ NJIT	W 79-60
Dec. 1	@ Mt. St. Mary's*	W 64-54
Dec. 3	@ WAGNER*	L 90-50
Dec. 10	@ COLGATE	L 65-63
Dec. 12	@ HOWARD	W 73-71
Dec. 19	ALBANY	L 76-64
Dec. 23	NORFOLK STATE	L 84-74
Dec. 29	BROWN	W 66-49
Dec. 31	@ ARMY	L 79-70
Jan. 5	QUINNIPAC*	W 73-72
Jan. 7	@ SACRED HEART*	W 99-84
Jan. 12	MONMOUTH*	W 81-64
Jan. 14	FAIRLEIGH DICKINSON*	W 62-51
Jan. 19	WAGNER*	L 73-61
Jan. 21	Mt. St. Mary's*	5:00 PM
Jan. 26	@ ST. FRANCIS (PA)*	7:00 PM
Jan. 28	@ ROBERT MORRIS*	7:00 PM
Feb. 2	CCSU*	7:00 PM
Feb. 4	BRYANT*	4:00 PM
Feb. 8	LIU* & S	9:00 PM
Feb. 12	@ LIU* & Q	4:00 PM
Feb. 16	@ QUINNIPAC*	7:00 PM
Feb. 18	SACRED HEART* & Q	7:00 PM
Feb. 23	@ MONMOUTH*	7:00 PM
Feb. 25	@ FAIRLEIGH DICKINSON*	2:00 PM

* DENOTES NORTHEAST CONFERENCE CONTEST

S GAME TO BE PLAYED AT MADISON SQUARE GARDEN

& TELEVIEWED ON MSG



2011-12 MEN'S BASKETBALL NEWS AND NOTES



CONTACT: ERIK KAMINSKI • 399 CAMPUS DR. • SOMERSET, NJ 08873 • PH: (732) 469-0440 • FAX: (732) 469-0744 • EKAMINSKI@NORTHEASTCONFERENCE.ORG

NEC MEN'S BASKETBALL FACTS & FIGURES

LAST WEEK'S RESULTS	
Tuesday, Jan. 10	#25 Harvard 70 at Monmouth 61
Thursday, Jan. 12	Monmouth 64 at St. Francis (NY) 81
	Sacred Heart 71 at Saint Francis (PA) 68
	Fairleigh Dickinson 64 at LIU Brooklyn 82
	Bryant 61 at Wagner 78
	Quinnipiac 78 at Robert Morris 76
Central Connecticut 71 at Mount St. Mary's 66	
Bryant 60 at Mount St. Mary's 64	
Monmouth 86 at LIU Brooklyn 106	
Fairleigh Dickinson 51 at St. Francis (NY) 62	
Sacred Heart 67 at Robert Morris 70	
Quinnipiac 71 at Saint Francis (PA) 74	
Central Connecticut 58 at Wagner 67	

UPCOMING GAMES

Monday, Jan. 16	Longwood at Fairleigh Dickinson
Thursday, Jan. 19	Robert Morris at Fairleigh Dickinson
	Mount St. Mary's at LIU Brooklyn
	Bryant at Central Connecticut
	Saint Francis (PA) at Monmouth
	Wagner at St. Francis (NY)
	Quinnipiac at Sacred Heart
Saturday, Jan. 21	Saint Francis (PA) at Fairleigh Dickinson
	Central Connecticut at Sacred Heart
	Quinnipiac at Bryant
	Mount St. Mary's at St. Francis (NY)
	Robert Morris at Monmouth
	LIU Brooklyn at Wagner

Choice Hotels/NEC Player of the Week

Nov. 14	Coron Williams, RMU
Nov. 21	Travis Nichols, SFNY
Nov. 28	Ike Azotam, QU
Dec. 5	Robby Ptaszek, CCSU
Dec. 12	Ken Horton, CCSU
Dec. 19	Jesse Steele, MU
Jan. 2	Ben Woodford, SFNY
	Latif Rivers, WC
Jan. 9	Julian Boyd, LIU
Jan. 16	Shane Gibson, SHU

Choice Hotels/NEC Rookie of the Week

Nov. 14	Kyle Vinales, CCSU
Nov. 21	Kyle Vinales, CCSU
Nov. 28	Lucky Jones, RMU
Dec. 5	Kyle Vinales, CCSU
Dec. 12	Kyle Vinales, CCSU
Dec. 19	Kyle Vinales, CCSU
Jan. 2	Ousmane Drame, QU
Jan. 9	Kyle Vinales, CCSU
Jan. 16	Julian Cannon, SFNY

NEC MEN'S BASKETBALL STANDINGS

WEEK 9 RELEASE • JAN. 16, 2012

SCHOOL	NEC	PCT.	OVR.	PCT.	STR.	HOME	AWAY	NEU.
1. LIU Brooklyn	6-0	1.000	12-6	.667	W7	6-0	4-6	2-0
2. Wagner	5-1	.833	14-3	.824	W7	6-1	7-2	1-0
Central Connecticut	5-1	.833	8-8	.500	L1	6-1	2-6	0-1
St. Francis (NY)	5-1	.833	8-9	.471	W4	4-2	4-7	0-0
5. Robert Morris	4-2	.667	13-6	.684	W1	6-2	6-4	1-0
6. Saint Francis (PA)	3-3	.500	4-13	.235	W1	4-6	0-7	0-0
7. Quinnipiac	2-4	.333	9-8	.529	L1	5-3	4-4	0-1
Sacred Heart	2-4	.333	8-11	.421	L1	3-3	3-7	2-1
Mount St. Mary's	2-4	.333	4-13	.235	W1	2-6	2-7	0-0
10. Monmouth	1-5	.167	3-16	.156	L4	2-3	1-10	0-3
Bryant	1-5	.167	2-15	.118	L2	1-3	1-11	0-1
12. Fairleigh Dickinson	0-6	.000	1-15	.062	L13	1-4	0-11	0-0

Choice Hotels/NEC Co-Player of the Week

Julian Boyd, LIU Brooklyn

6-7, 230lbs

Jr., E. San Antonio, TX/William H. Taft

What a week for Julian Boyd and the defending NEC Champion Blackbirds. The 6-7 junior forward out of San Antonio, TX, scored his 1,000th career point and averaged 21 points per game as LIU Brooklyn took over sole possession of first place in the league standings with a perfect 6-0 record. In an 82-64 decision over Fairleigh Dickinson on Thursday, the 2011-12 Preseason All-NEC selection became the 30th player in LIU history to score 1,000 points as part of his 14-point, eight-rebound performance against the Knights. Additionally, he became 17th player in NEC history to accomplish the feat. Following a day off, Boyd returned to the hardwood and doubled his Thursday effort by scoring 28 points in a 106-86 victory over Monmouth. He hit 11-13 shots from the floor and added eight boards, two assists and a block against the Hawks. Boyd ranks in the NEC top-10 in scoring (16.8 PPG, sixth in league), rebounding (8.4 RPG, second), field goal percentage (.518, eighth) and double-doubles (7, second).

Choice Hotels/NEC Co-Player of the Week

Shane Gibson, Sacred Heart

6-2, 180lbs

Jr., G. Killingly, CT/Killingly

Sacred Heart junior guard Shane Gibson might have the hottest hand in the NEC right now. The league's leading scorer in conference play with 25.2 points per game through six contests, Gibson kept that average nearly four points better than the next player by scoring 27.5 PPG and helping the Pioneers to a 1-1 record this past weekend on the road. In SHU's 71-68 win at Saint Francis (PA), the Killingly, CT native dropped 25 points and showed off his defensive skills, stealing the ball a career-high five times and grabbing five rebounds. He then exploded for 29 points and led a late comeback attempt at Robert Morris, falling just short, 70-67, in the final minutes. Trailing 60-50, Gibson keyed a 17-7 Pioneer run with three of his seven trays to help knot the game at 67-all with 2:37 to play. For the game, he shot 7-of-11 from distance and added four assists and a pair of steals. Gibson has assumed the overall NEC scoring lead at 20.3 PPG, and ranks third in three-point percentage (.450), fourth in made three-pointers (2.6 per game) and free-throw percentage (.836), and ninth in field goal percentage (.513) and steals (1.3 per game).

Choice Hotels/NEC Rookie of the Week

Julian Cannon, St. Francis (NY)

6-9

Fr., E. Allentown, PA/William Allen

Cannon recorded back-to-back double dunks as the St. Francis (NY) Terriers continued to turn heads, going 2-0 over the weekend and improving to 5-1 in league play. Currently sitting in a three-way tie for second place, the Terriers were picked to finish 11th this season in the preseason NEC poll. Cannon averaged 11.5 points and 12 rebounds over the weekend, beginning with a 13-point, 12-rebound performance in an 81-64 win over Monmouth on Thursday. The Allentown, PA native then scored 10 points and brought down 12 boards again in a 62-51 victory over Fairleigh Dickinson on Saturday. Since he entered the starting lineup five games ago, the Terriers are 4-1 and Cannon has averaged 10.6 PPG and 9.4 RPG at the power forward position. On the year, he is the top-ranked freshman rebounder in the NEC and the 10th best first year glass sweeper in the nation with 7.5 per outing. Cannon also contributes 7.8 PPG and has converted 56.3 percent of his field goal attempts.

WWW.NORTHEASTCONFERENCE.ORG

2011-12 St. FRANCIS COLLEGE (NY) CUMULATIVE STATISTICS



2011-12 St. Francis (NY) Men's Basketball St. Francis (NY) Combined Team Statistics (as of Jan 19, 2012) All games



RECORD:	OVERALL	HOME	AWAY	NEUTRAL
ALL GAMES	8-10	4-3	4-7	0-0
CONFERENCE	5-2	3-1	2-1	0-0
NON-CONFERENCE	3-8	1-2	2-6	0-0

#	Player	gp-gs	min	avg	Total		3-Point		F-Throw		Rebounds				pf	dq	a	to	blk	stl	pts	avg
					fg-fga	fg%	3fg-fga	3fg%	ft-fa	ft%	off	def	tot	avg								
02	PERUNICIC, Stefan	18-17	555	30.8	77-174	.443	50-118	.424	36-55	.655	7	46	53	2.9	52	1	24	45	1	18	240	13.3
03	MOCKFORD, Ben	18-18	565	31.4	69-184	.375	50-137	.365	16-21	.762	3	37	40	2.2	26	0	21	30	1	5	204	11.3
30	JOHNSON, Akeem	16-15	372	23.3	56-96	.583	0-0	.000	51-71	.718	28	56	84	5.3	26	0	14	33	16	12	163	10.2
32	CALLOWAY, Dre	5-5	120	24.0	15-39	.385	0-3	.000	12-25	.480	2	9	11	2.2	17	1	17	18	1	4	42	8.4
14	NICHOLS, Travis	18-14	374	20.8	52-129	.403	22-66	.333	24-29	.828	25	54	79	4.4	44	1	5	27	3	10	150	8.3
05	CANNON, Jalen	18-6	401	22.3	54-93	.581	0-0	.000	36-58	.621	61	76	137	7.6	41	2	9	19	10	9	144	8.0
01	JONES, Brent	18-1	355	19.7	39-120	.325	7-29	.241	30-42	.714	9	40	49	2.7	40	0	61	56	1	21	115	6.4
34	DOUGLAS, Kevin	18-1	222	12.3	19-58	.328	5-23	.217	14-18	.778	5	34	39	2.2	42	0	8	13	3	11	57	3.2
33	MILK, Matt	18-1	189	10.5	22-38	.579	0-0	.000	3-7	.429	13	18	31	1.7	28	1	2	9	4	3	47	2.6
11	SANTAVENERE, P.J.	12-0	79	6.6	10-26	.385	5-18	.278	6-8	.750	2	4	6	0.5	13	0	2	4	0	1	31	2.6
15	NEWTON, Justin	18-12	333	18.5	10-23	.435	2-7	.286	4-7	.571	8	41	49	2.7	45	3	58	40	3	15	26	1.4
23	ULMER, Lowell	9-0	24	2.7	3-6	.500	0-0	.000	0-1	.000	2	6	8	0.9	8	0	1	2	1	0	6	0.7
12	TRIVIC, Milos	12-0	36	3.0	2-5	.400	0-1	.000	1-6	.167	2	2	4	0.3	7	0	2	2	0	3	5	0.4
Team											33	30	63				8					
Total.....		18	3625		428-991	.432	141-402	.351	233-348	.670	200	453	653	36.3	389	9	224	306	44	112	1230	68.3
Opponents.....		18	3625		431-965	.447	89-272	.327	301-456	.660	176	415	591	32.8	352	-	201	263	42	122	1252	69.6

TEAM STATISTICS	SFNYM	OPP	Date	Opponent	Score	Att.
SCORING	1230	1252	11/12/11	at Seton Hall	Lot 71-75	6988
Points per game	68.3	69.6	11/16/11	at Lafayette	L 73-79	1924
Scoring margin	-1.2	-	11/19/11	at Hofstra	L 59-63	2133
FIELD GOALS-ATT	428-991	431-965	11/22/11	at St. John's	L 48-63	3922
Field goal pct	.432	.447	11/26/11	at NJIT	w 79-60	290
3 POINT FG-ATT	141-402	89-272	* 12/01/11	at Mount St. Mary's	w 64-54	789
3-point FG pct	.351	.327	* 12/03/11	at WAGNER	L 50-90	1889
3-pt FG made per game	7.8	4.9	12/10/11	at Colgate	L 63-65	576
FREE THROWS-ATT	233-348	301-456	12/12/11	at Howard	w 73-71	349
Free throw pct	.670	.660	12/19/11	ALBANY	L 64-76	935
F-Throws made per game	12.9	16.7	12/23/11	NORFOLK STATE	L 74-84	763
REBOUNDS	653	591	12/29/11	BROWN	w 66-49	743
Rebounds per game	36.3	32.8	12/31/11	at Army	L 70-79	843
Rebounding margin	+3.4	-	* 01/05/12	QUINNIPIAC	w 73-72	732
ASSISTS	224	201	* 01/07/12	at Sacred Heart	w 99-84	451
Assists per game	12.4	11.2	* 1/12/12	MONMOUTH	w 81-64	687
TURNOVERS	306	263	* 01/14/12	FAIRLEIGH DICKINSON	w 62-51	549
Turnovers per game	17.0	14.6	* 01/19/12	WAGNER	L 61-73	978
Turnover margin	-2.4	-				
Assist/turnover ratio	0.7	0.8				
STEALS	112	122				
Steals per game	6.2	6.8				
BLOCKS	44	42				
Blocks per game	2.4	2.3				
ATTENDANCE	5387	20154				
Home games-Avg/Game	7-770	11-1832				
Neutral site-Avg/Game	-	0-0				

* - Conference game

Score by Periods	1st	2nd	OT	Totals
St. Francis (NY)	599	622	9	1230
Opponents	566	673	13	1252

2011-12 St. Francis College (NY) CUMULATIVE NEC STATISTICS



2011-12 St. Francis (NY) Men's Basketball St. Francis (NY) Combined Team Statistics (as of Jan 19, 2012) Conference games



RECORD:	OVERALL	HOME	AWAY	NEUTRAL
ALL GAMES	5-2	3-1	2-1	0-0
CONFERENCE	5-2	3-1	2-1	0-0
NON-CONFERENCE	0-0	0-0	0-0	0-0

##	Player	gp-gs	min	avg	Total		3-Point		F-Throw		Rebounds				pf		a	to	blk	stl	pts	avg
					fg-fga	fg%	3fg-fga	3fg%	ft-fa	ft%	off	def	tot	avg	dq							
02	PERUNICIC, Stefan	7-7	220	31.4	30-62	.484	24-47	.511	21-30	.700	2	19	21	3.0	22	1	10	17	0	6	105	15.0
05	CANNON, Jalen	7-5	178	25.4	25-36	.694	0-0	.000	23-32	.719	18	35	53	7.6	15	1	5	7	5	4	73	10.4
30	MOCKFORD, Ben	7-7	197	28.1	23-66	.348	17-52	.327	7-7	1.000	2	15	17	2.4	10	0	7	13	0	2	70	10.0
03	JOHNSON, Akeem	5-4	129	25.8	16-26	.615	0-0	.000	18-25	.720	5	18	23	4.6	7	0	6	11	1	3	50	10.0
01	JONES, Brent	7-1	168	24.0	21-58	.362	4-14	.286	23-29	.793	5	23	28	4.0	14	0	25	26	0	12	69	9.9
33	MILK, Matt	7-0	98	14.0	17-26	.654	0-0	.000	2-4	.500	7	10	17	2.4	12	0	2	4	1	2	36	5.1
14	NICHOLS, Travis	7-5	111	15.9	12-37	.324	5-21	.238	5-6	.833	4	17	21	3.0	15	0	3	8	1	2	34	4.9
11	SANTAVENERE, P.J.	5-0	43	8.6	6-13	.462	3-8	.375	3-4	.750	1	0	1	0.2	7	0	1	1	0	1	18	3.6
34	DOUGLAS, Kevin	7-0	93	13.3	5-16	.313	0-5	.000	10-12	.833	3	13	16	2.3	18	0	4	7	1	5	20	2.9
15	NEWTON, Justin	7-6	126	18.0	3-6	.500	1-2	.500	2-2	1.000	4	19	23	3.3	19	2	30	20	2	4	9	1.3
23	ULMER, Lowell	4-0	17	4.3	2-5	.400	0-0	.000	0-1	.000	0	3	3	0.8	3	0	0	1	0	0	4	1.0
12	TRIVIC, Milos	6-0	20	3.3	1-2	.500	0-0	.000	0-2	.000	0	1	1	0.2	5	0	2	1	0	1	2	0.3
Team											9	14	23				7					
Total.....		7	1400		161-353	.456	54-149	.362	114-154	.740	60	187	247	35.3	147	4	95	123	11	42	490	70.0
Opponents.....		7	1400		175-389	.450	35-112	.313	103-168	.613	68	145	213	30.4	144	-	91	91	11	50	488	69.7

TEAM STATISTICS	SFNYM	OPP
SCORING	490	488
Points per game	70.0	69.7
Scoring margin	+0.3	-
FIELD GOALS-ATT	161-353	175-389
Field goal pct	.456	.450
3 POINT FG-ATT	54-149	35-112
3-point FG pct	.362	.313
3-pt FG made per game	7.7	5.0
FREE THROWS-ATT	114-154	103-168
Free throw pct	.740	.613
F-Throws made per game	16.3	14.7
REBOUNDS	247	213
Rebounds per game	35.3	30.4
Rebounding margin	+4.9	-
ASSISTS	95	91
Assists per game	13.6	13.0
TURNOVERS	123	91
Turnovers per game	17.6	13.0
Turnover margin	-4.6	-
Assist/turnover ratio	0.8	1.0
STEALS	42	50
Steals per game	6.0	7.1
BLOCKS	11	11
Blocks per game	1.6	1.6
ATTENDANCE	2946	3129
Home games-Avg/Game	4-736	3-1043
Neutral site-Avg/Game	-	0-0

Date	Opponent		Score	Att.
* 12/01/11	at Mount St. Mary's	w	64-54	789
* 12/03/11	at WAGNER	L	50-90	1889
* 01/05/12	QUINNIPIAC	w	73-72	732
* 01/07/12	at Sacred Heart	w	99-84	451
* 1/12/12	MONMOUTH	w	81-64	687
* 01/14/12	FAIRLEIGH DICKINSON	w	62-51	549
* 01/19/12	WAGNER	L	61-73	978

* - Conference game

Score by Periods	1st	2nd	Totals
St. Francis (NY)	259	231	490
Opponents	216	272	488

2010-11 St. FRANCIS COLLEGE (NY) INDIVIDUAL P-R-A



2011-12 St. Francis (NY) Men's Basketball St. Francis (NY) Points-Rebounds-Assists (as of Jan 19, 2012) All games



Opponent	Date	Score	01 JONES,BREN	02 PERUNICIC,	03 MOCKFORD,	05 CANNON,JA	11 SANTAVENE	12 TRIVIC,MIL	14 NICHOLS,TR	15 NEWTON,JU	23 ULMER,LOW	30 JOHNSON,A	32 CALLOWAY,	33 MILK,MATT
at SHU	11/12/11	71-75 L	2-2-5	11-5-1	13-4-1	2-7-1	3-2-0	0-0-0	25-14-0	0-0-0	0-0-0	2-6-0	10-3-6	0-0-0
at LAFAYETT	11/16/11	73-79 L	3-1-2	10-6-1	12-1-1	5-9-0	1-1-1	1-2-0	15-7-0	0-0-0	0-2-0	8-6-0	14-1-1	0-1-0
at HOFSTRA	11/19/11	59-63 L	6-4-4	8-3-1	8-7-1	0-4-0	3-0-0	0-1-0	12-5-0	0-0-0	0-0-0	11-7-0	7-2-4	0-1-0
at STJ	11/22/11	48-63 L	0-0-0	13-3-0	5-2-2	2-7-0	0-0-0	DNP	9-6-2	0-1-1	DNP	9-5-2	7-2-4	0-0-0
at NJIT	11/26/11	79-60 w	6-4-5	8-4-1	22-3-2	6-8-0	2-1-0	2-0-0	6-3-0	2-3-1	2-2-1	19-6-1	4-3-2	0-1-0
at MOUNT	12/01/11	64-54 w	6-2-2	14-3-1	19-3-0	10-9-1	DNP	2-0-0	8-3-0	2-6-8	DNP	3-6-0	DNP	0-1-0
at WAGNER	12/03/11	50-90 L	9-4-2	8-3-0	9-0-0	7-1-0	0-0-1	0-0-1	0-1-0	0-0-1	2-1-0	6-4-0	DNP	2-3-0
at CU	12/10/11	63-65 L	8-2-6	7-2-3	5-0-0	14-8-1	DNP	DNP	0-4-0	2-1-0	DNP	18-1-1	DNP	0-0-0
at HOWM	12/12/11	73-71 w	3-1-7	15-3-1	24-0-0	13-10-1	4-1-0	DNP	2-1-0	1-4-2	DNP	9-5-1	DNP	0-1-0
ALBANY	12/19/11	64-76 L	0-1-3	11-1-1	13-2-4	4-4-0	0-0-0	DNP	23-7-0	2-4-8	DNP	8-8-1	DNP	0-0-0
NSUM	12/23/11	74-84 L	7-1-0	21-0-1	8-0-1	7-5-1	DNP	0-0-0	14-7-0	5-6-7	DNP	8-4-0	DNP	2-2-0
BRWN	12/29/11	66-49 w	3-2-2	14-2-4	7-3-1	10-9-0	DNP	0-0-0	10-3-0	2-5-6	0-1-0	10-6-0	DNP	5-4-0
at ARMY	12/31/11	70-79 L	8-3-2	17-3-0	17-1-1	8-13-0	DNP	DNP	0-1-0	3-2-3	DNP	11-7-2	DNP	4-4-0
QU	01/05/12	73-72 w	12-4-2	21-4-1	0-1-2	14-6-0	DNP	DNP	2-1-1	4-8-6	DNP	18-4-3	DNP	2-3-1
at SHUM	01/07/12	99-84 w	9-5-7	21-2-3	28-3-0	8-4-1	5-0-0	0-0-1	5-3-0	0-3-3	DNP	10-3-2	DNP	10-3-1
MONM	1/12/12	81-64 w	14-5-3	14-4-2	3-5-1	13-12-2	7-1-0	0-0-0	12-8-0	0-4-9	2-2-0	DNP	DNP	12-4-0
FDU	01/14/12	62-51 w	15-3-3	11-2-2	4-2-3	10-12-1	0-0-0	0-1-0	7-2-1	3-1-1	0-0-0	DNP	DNP	6-2-0
WAGNER	01/19/12	61-73 L	4-5-6	16-3-1	7-3-1	11-9-0	6-0-0	0-0-0	0-3-1	0-1-2	0-0-0	13-6-1	DNP	4-1-0

Opponent	Date	Score	34 DOUGLASK
at SHU	11/12/11	71-75 L	3-2-0
at LAFAYETT	11/16/11	73-79 L	4-0-0
at HOFSTRA	11/19/11	59-63 L	4-2-1
at STJ	11/22/11	48-63 L	3-1-0
at NJIT	11/26/11	79-60 w	0-0-0
at MOUNT	12/01/11	64-54 w	0-1-0
at WAGNER	12/03/11	50-90 L	7-8-1
at CU	12/10/11	63-65 L	9-6-0
at HOWM	12/12/11	73-71 w	2-1-1
ALBANY	12/19/11	64-76 L	3-3-0
NSUM	12/23/11	74-84 L	2-5-2
BRWN	12/29/11	66-49 w	5-1-0
at ARMY	12/31/11	70-79 L	2-2-0
QU	01/05/12	73-72 w	0-1-0
at SHUM	01/07/12	99-84 w	3-3-1
MONM	1/12/12	81-64 w	4-1-0
FDU	01/14/12	62-51 w	6-0-1
WAGNER	01/19/12	61-73 L	0-2-1

2011-12 St. Francis College (NY) Game By Game Comparison



2011-12 St. Francis (NY) Men's Basketball St. Francis (NY) Team Game-by-Game Comparison (as of Jan 19, 2012) All games



Opponent	1st	2nd	Score	Mar	Total FG	FG Pct	3-Pointers	3FG Pct	Free Throws	FT Pct	Rebounds	Assist	T/Over	Block	Steal	Fouls
Seton Hall	33/25	29/37	71-75	(4)	27-67/26-63	.403/.413	12-26/1-13	.462/.077	5-11/22-37	.455/.595	48/39 +9	14/7	24/14	4/6	9/10	26/18
Lafayette	26/35	47/44	73-79	(6)	25-67/21-50	.373/.420	7-23/7-19	.304/.368	16-26/30-37	.615/.811	40/39 +1	6/7	8/13	2/3	6/2	31/21
Hofstra	30/32	29/31	59-63	(4)	21-53/19-49	.396/.388	7-25/2-6	.280/.333	10-13/23-36	.769/.639	38/33 +5	11/6	13/8	3/2	4/5	25/13
St. John's	22/31	26/32	48-63	(15)	19-53/24-46	.358/.522	5-23/6-10	.217/.600	5-14/9-19	.357/.474	32/37 (5)	11/11	15/17	4/4	6/10	18/18
NJIT	38/27	41/33	79-60	+19	27-54/21-52	.500/.404	7-17/6-17	.412/.353	18-27/12-17	.667/.706	39/27 +12	13/9	18/19	2/1	8/8	18/24
Mount St. Mary's	28/19	36/35	64-54	+10	21-54/23-55	.389/.418	10-28/4-14	.357/.286	12-18/4-15	.667/.267	37/35 +2	12/9	16/18	3/2	8/6	17/17
WAGNER	27/36	23/54	50-90	(40)	14-45/32-57	.311/.561	4-13/5-14	.308/.357	18-34/21-35	.529/.600	29/44 (15)	6/15	21/13	0/2	6/6	30/28
Colgate	28/26	35/39	63-65	(2)	28-62/25-48	.452/.521	3-20/2-9	.150/.222	4-6/13-17	.667/.765	27/35 (8)	11/10	19/25	3/2	6/6	19/17
Howard	39/40	34/31	73-71	+2	21-51/22-53	.412/.415	10-20/5-15	.500/.333	21-28/22-29	.750/.759	34/36 (2)	13/8	22/19	2/6	3/5	20/26
ALBANY	25/41	39/35	64-76	(12)	25-55/25-52	.455/.481	14-29/4-13	.483/.308	0-7/22-28	.000/.786	32/33 (1)	17/10	18/13	1/2	5/6	23/15
NORFOLK STATE	31/41	43/43	74-84	(10)	28-63/27-49	.444/.551	8-30/6-16	.267/.375	10-19/24-33	.526/.727	35/31 +4	12/14	17/17	2/3	8/10	26/20
BROWN	28/20	38/29	66-49	+17	22-50/17-59	.440/.288	7-13/5-22	.538/.227	15-21/10-17	.714/.588	41/35 +6	13/11	17/15	6/0	9/6	16/17
Army	40/32	30/47	70-79	(9)	24-63/29-55	.381/.527	7-27/10-20	.259/.500	15-22/11-18	.682/.611	40/33 +7	8/17	12/12	4/2	6/4	20/19
QUINNIPIAC	34/34	39/38	73-72	+1	23-56/26-58	.411/.448	6-23/5-17	.261/.294	21-29/15-25	.724/.600	39/38 +1	16/14	11/10	1/1	5/5	19/23
Sacred Heart	53/31	46/53	99-84	+15	32-55/30-58	.582/.517	15-27/7-20	.556/.350	20-22/17-24	.909/.708	30/27 +3	19/15	14/14	2/2	8/5	18/19
MONMOUTH	48/28	33/36	81-64	+17	29-54/21-62	.537/.339	8-21/5-16	.381/.313	15-18/17-25	.833/.680	49/22 +27	17/12	24/13	3/1	7/7	24/21
FAIRLEIGH DICKINSON	32/34	30/17	62-51	+11	20-42/20-50	.476/.400	6-18/3-13	.333/.231	16-18/8-14	.889/.571	28/26 +2	12/11	14/12	0/1	3/8	13/16
WAGNER	37/34	24/39	61-73	(12)	22-47/23-49	.468/.469	5-19/6-18	.263/.333	12-15/21-30	.800/.700	35/21 +14	13/15	23/11	2/2	5/13	26/20

Note: Game totals are displayed in the format TEAM/OPPONENT for each category

2011-12 ST. FRANCIS COLLEGE (NY) GAME HIGH'S



2011-12 St.Francis (NY) Men's Basketball St. Francis (NY) Game-by-Game Highs (as of Jan 19, 2012) All games



Opponent	Date	Score	Points	Rebounds	Assists	Steals	Blocked shots
at Seton Hall	11/12/11	71-75	25-NICHOLS, Travis	14-NICHOLS, Travis	6-CALLOWAY, Dre	3-NICHOLS, Travis	2-CANNON, Jalen
at Lafayette	11/16/11	73-79	15-NICHOLS, Travis	9-CANNON, Jalen	2-JONES, Brent	2-CALLOWAY, Dre PERUNICIC, Stefan	2-JOHNSON, Akeem
at Hofstra	11/19/11	59-63	12-NICHOLS, Travis	7-JOHNSON, Akeem MOCKFORD, Ben	4-JONES, Brent CALLOWAY, Dre	3-CANNON, Jalen	2-JOHNSON, Akeem
at St. John's	11/22/11	48-63	13-PERUNICIC, Stefa	7-CANNON, Jalen	4-CALLOWAY, Dre	3-PERUNICIC, Stefan	2-MILK, Matt
at NJIT	11/26/11	79-60	22-MOCKFORD, Ben	8-CANNON, Jalen	5-JONES, Brent	2-JOHNSON, Akeem	1-CANNON, Jalen JOHNSON, Akeem
at Mount St. Mary's	12/01/11	64-54	19-MOCKFORD, Ben	9-CANNON, Jalen	8-NEWTON, Justin	3-PERUNICIC, Stefan	3-CANNON, Jalen
at WAGNER	12/03/11	50-90	9-JONES, Brent MOCKFORD, Ben	8-DOUGLAS, Kevin	2-JONES, Brent	2-NICHOLS, Travis JONES, Brent	None
at Colgate	12/10/11	63-65	18-JOHNSON, Akeem	8-CANNON, Jalen	6-JONES, Brent	3-JONES, Brent	2-NICHOLS, Travis
at Howard	12/12/11	73-71	24-MOCKFORD, Ben	10-CANNON, Jalen	7-JONES, Brent	1-JONES, Brent NEWTON, Justin JOHNSON, Akeem	2-JOHNSON, Akeem
ALBANY	12/19/11	64-76	23-NICHOLS, Travis	8-JOHNSON, Akeem	8-NEWTON, Justin	2-NICHOLS, Travis	1-JOHNSON, Akeem
NORFOLK STATE	12/23/11	74-84	21-PERUNICIC, Stefa	7-NICHOLS, Travis	7-NEWTON, Justin	4-PERUNICIC, Stefan	1-PERUNICIC, Stefan JOHNSON, Akeem
BROWN	12/29/11	66-49	14-PERUNICIC, Stefa	9-CANNON, Jalen	6-NEWTON, Justin	5-NEWTON, Justin	3-JOHNSON, Akeem
at Army	12/31/11	70-79	17-PERUNICIC, Stefa MOCKFORD, Ben	13-CANNON, Jalen	3-NEWTON, Justin	2-DOUGLAS, Kevin	1-NEWTON, Justin CANNON, Jalen JOHNSON, Akeem MILK, Matt
QUINNIPIAC	01/05/12	73-72	21-PERUNICIC, Stefa	8-NEWTON, Justin	6-NEWTON, Justin	2-JONES, Brent	1-CANNON, Jalen
at Sacred Heart	01/07/12	99-84	28-MOCKFORD, Ben	5-JONES, Brent	7-JONES, Brent	3-JONES, Brent	1-JOHNSON, Akeem MILK, Matt
MONMOUTH	1/12/12	81-64	14-PERUNICIC, Stefa JONES, Brent	12-CANNON, Jalen	9-NEWTON, Justin	3-NEWTON, Justin	2-NEWTON, Justin
FAIRLEIGH DICKINSON	01/14/12	62-51	15-JONES, Brent	12-CANNON, Jalen	3-JONES, Brent MOCKFORD, Ben	1-JONES, Brent CANNON, Jalen MILK, Matt	None
WAGNER	01/19/12	61-73	16-PERUNICIC, Stefa	9-CANNON, Jalen	6-JONES, Brent	2-JONES, Brent	1-NICHOLS, Travis DOUGLAS, Kevin

2011-12 ST. FRANCIS COLLEGE (NY) INSIDE THE RECORD

2011-12 THE TERRIERS' RECORD WHEN

AT HOME: 4-2

AT A NEUTRAL SITE: 0-0

AWAY: 4-7

BY CONFERENCE

AGAINST THE NEC	5-2
AGAINST THE BIG EAST:	0-2
AGAINST THE PATRIOT LEAGUE:	0-3
AGAINST THE COLONIAL:	0-1
AGAINST THE GREAT WEST	1-0
AGAINST THE MEAC	1-1
AGAINST THE AMERICA EAST	0-1
AGAINST THE IVY	1-0

BY DAYS AND MONTHS

ON MONDAY: 1-1

ON TUESDAY: 0-1

ON WEDNESDAY: 0-1

ON THURSDAY: 4-1

ON FRIDAY: 0-1

ON SATURDAY: 3-5

ON SUNDAY:

IN NOVEMBER: 1-4

IN DECEMBER: 3-5

IN JANUARY: 4-1

IN FEBRUARY:

BY SCORE

SCORING IN THE 40'S: 0-1

SCORING IN THE 50S: 0-2

SCORING IN THE 60S: 3-3

SCORING IN THE 70S: 3-4

SCORING IN THE 80S: 1-0

SCORING IN THE 90S: 1-0

SCORING 100 POINTS OR MORE:

OPPONENTS SCORING IN THE 30S:

OPPONENTS SCORING IN THE 40S: 1-0

OPPONENTS SCORING IN THE 50S: 2-0

OPPONENTS SCORING IN THE 60S: 2-3

OPPONENTS SCORING IN THE 70S: 2-5

OPPONENTS SCORING IN THE 80S: 1-1

OPPONENTS SCORING IN THE 90S: 0-1

OPPONENTS SCORING 100 POINTS OR MORE:

SITUATIONAL

LEADING AT THE HALF: 5-4

TRAILING AT THE HALF: 2-6

TIED AT THE HALF: 1-0

LEADING BY 5 OR FEWER POINTS AT HALFTIME: 0-2

LEADING BY 6-10 POINTS AT HALFTIME: 3-2

LEADING BY 11 OR MORE POINTS AT HALFTIME: 2-1

TRAILING BY 5 OR FEWER POINTS AT HALFTIME: 2-1

TRAILING BY 6-10 POINTS AT HALFTIME: 0-4

TRAILING BY 11 OR MORE POINTS AT HALFTIME:

GAMES DECIDED BY 5 OR FEWER POINTS: 2-3

GAMES DECIDED BY 6-10 POINTS: 1-3

GAMES DECIDED BY 11 OR MORE POINTS: 4-4

OVERTIME GAMES: 0-1

DOUBLE-DOUBLES:

TRAVIS NICHOLS @ SETON HALL (25 PTS, 14 REB)

JALEN CANNON @ HOWARD (13 PTS, 10 REB)

JALEN CANNON VS. MONMOUTH (13 PTS, 12 REB)

JALEN CANNON VS. FDU (10 PTS, 12 REB)

20-POINT GAMES

BEN MOCKFORD @ SACRED HEART, 28 POINTS

TRAVIS NICHOLS @ SETON HALL, 25 PTS.

BEN MOCKFORD @ HOWARD 24 PTS

BEN MOCKFORD @ NJIT, 22 PTS.

STEFAN PERUNICIC VS. NORFOLK STATE, 21 PTS

STEFAN PERUNICIC VS. QUINNIPIAC, 21 PTS

STEFAN PERUNICIC @ SACRED HEART, 21 PTS

30-POINT GAMES

10+ASSISTS

10+REBOUNDS

TRAVIS NICHOLS @ SETON HALL, 14 REBOUNDS

JALEN CANNON @ ARMY, 13 REBOUNDS

JALEN CANNON @ HOWARD, 10 REBOUNDS

JALEN CANNON VS. MONMOUTH, 12 REBOUNDS

JALEN CANNON VS. FDU, 10 REBOUNDS

LAST TIME A TERRIER PLAYER...

SCORED 30 OR MORE POINTS, RICKY CADELL, 33,

2/26/09 VS. SACRED HEART

SCORED 40 OR MORE POINTS, STEVEN HOWARD, 40,

2/12/2000 @ UMBC

GRABBED 15 OR MORE REBOUNDS, HERMAN WRICE, 15
VS. CCSU, 2/21/09

SWATTED 5 OR MORE BLOCKS, JAMES ST. ROBERT, 5,
1/12/06 VS. RMU

DISHED OUT 10 OR MORE ASSISTS, AKEEM BENNETT, 10,
1/7/10 VS. ST. FRANCIS (PA)

HIT 10 TREYS (NEVER), JAMAAL WOMACK @ RMU, 9,
2/22/07

NABBED 5 OR MORE STEALS

JUSTIN NEWTON VS. BROWN, 12/29/11

LAST TIME THE TERRIERS...

SCORED 100 POINTS, 2/17/2007 VS. ROBERT MORRIS (W,
102-97) 2OT

OPPONENTS SCORED 100 POINTS, 2/21/2005, VS. FDU
(W, 110-103)

HIT 15 OR MORE 3-POINTERS, 15 @ SACRED HEART
(1/7/12)

GRABBED 40 OR MORE REBOUNDS, 1/12/11 VS. MONMOUTH

DISHED OUT 20 OR MORE ASSISTS, 1/5/08 VS. CCSU, 22

HAD 10 OR MORE STEALS, 11/21/10 VS. HOWARD, 12

HAD 5 SCORE IN DOUBLE FIGURES, 1/13/12 VS. MONMOUTH

WON BY 20, 2/16/06 VS. SFPA (69-46)

WON BY 30, 2/2/04 VS. SFPA (84-54)

LOST BY 30, 11/12/10 @ BOSTON COLLEGE, 79-49

LOST BY 35+, 1/31/2008 @ MOUNT ST. MARY'S (97-60)

LOST BY 40+ 12/3/2011 @ WAGNER (90-50)

WON IN OVERTIME, 2/25/10 VS. BRYANT, 69-60

LOST IN OVERTIME, 11/12/11 @ SETON HALL, 75-71


OVERCAME DEFICIT OF 10+, 2/25/10 VS. BRYANT (TRAILED
37-26)

2011-12 ST. FRANCIS COLLEGE (NY) STARTING LINE-UPS

DATE	OPPONENT	GUARD	GUARD	FORWARD	FORWARD	CENTER
11/12	SETON HALL	DRE CALLOWAY	BEN MOCKFORD	TRAVIS NICHOLS	STEFAN PERUNICIC	AKEEM JOHNSON
11/16	LAFAYETTE	DRE CALLOWAY	BEN MOCKFORD	TRAVIS NICHOLS	STEFAN PERUNICIC	AKEEM JOHNSON
11/19	HOFSTRA	DRE CALLOWAY	BEN MOCKFORD	TRAVIS NICHOLS	STEFAN PERUNICIC	AKEEM JOHNSON
11/22	ST. JOHN'S	DRE CALLOWAY	BEN MOCKFORD	TRAVIS NICHOLS	STEFAN PERUNICIC	AKEEM JOHNSON
11/26	NJIT	DRE CALLOWAY	BEN MOCKFORD	TRAVIS NICHOLS	STEFAN PERUNICIC	AKEEM JOHNSON
12/1	MOUNT ST. MARY'S	JUSTIN NEWTON	BEN MOCKFORD	TRAVIS NICHOLS	STEFAN PERUNICIC	AKEEM JOHNSON
12/3	WAGNER	JUSTIN NEWTON	BEN MOCKFORD	TRAVIS NICHOLS	STEFAN PERUNICIC	AKEEM JOHNSON
12/10	COLGATE	JUSTIN NEWTON	BEN MOCKFORD	TRAVIS NICHOLS	STEFAN PERUNICIC	AKEEM JOHNSON
12/12	HOWARD	JUSTIN NEWTON	BEN MOCKFORD	TRAVIS NICHOLS	STEFAN PERUNICIC	AKEEM JOHNSON
12/19	ALBANY	JUSTIN NEWTON	BEN MOCKFORD	TRAVIS NICHOLS	KEVIN DOUGLAS	AKEEM JOHNSON
12/23	NORFOLK ST.	JUSTIN NEWTON	BEN MOCKFORD	TRAVIS NICHOLS	STEFAN PERUNICIC	AKEEM JOHNSON
12/29	BROWN	JUSTIN NEWTON	BEN MOCKFORD	MATT MILK	STEFAN PERUNICIC	AKEEM JOHNSON
12/31	ARMY	JUSTIN NEWTON	BEN MOCKFORD	JALEN CANNON	STEFAN PERUNICIC	AKEEM JOHNSON
1/5	QUINNIPIAC	JUSTIN NEWTON	BEN MOCKFORD	JALEN CANNON	STEFAN PERUNICIC	AKEEM JOHNSON
1/7	SACRED HEART	JUSTIN NEWTON	BEN MOCKFORD	JALEN CANNON	STEFAN PERUNICIC	AKEEM JOHNSON
1/12	MONMOUTH	JUSTIN NEWTON	BEN MOCKFORD	JALEN CANNON	STEFAN PERUNICIC	TRAVIS NICHOLS
1/14	FDU	JUSTIN NEWTON	BEN MOCKFORD	JALEN CANNON	STEFAN PERUNICIC	TRAVIS NICHOLS
1/19	WAGNER	BRENT JONES	BEN MOCKFORD	JALEN CANNON	STEFAN PERUNICIC	TRAVIS NICHOLS

NORTHEAST CONFERENCE PLAYER OF THE WEEK AWARD WINNERS

TRAVIS NICHOLS 11/14/11
BEN MOCKFORD 12/19/11




NORTHEAST CONFERENCE ROOKIE OF THE WEEK AWARD WINNERS

JALEN CANNON 1/16/2012



1 DRE CALLOWAY

HIGH SCHOOL: LINCOLN (Co.)



CAREER HIGHS	CATEGORY	SEASON HIGHS
15 vs. MOUNT ST. MARY'S (1/15/11)	POINTS	14 @ LAFAYETTE (11/16/11)
6 (2x) LATEST vs. LONG ISLAND (2/12/11)	FIELD GOALS	5 @ LAFAYETTE (11/16/11)
13 @ LAFAYETTE (11/16/11)	FIELD GOALS ATTEMPTED	13 @ LAFAYETTE (11/16/11)
1 (2x) LATEST vs. MOUNT ST. MARY'S (1/15/11)	3PT FIELD GOALS	0
3 vs. COLGATE (12/7/10)	3PT FIELD GOALS ATTEMPTED	1 (2x) LATEST @ HOFSTRA (11/19/11)
6 vs. COLGATE (12/7/10)	FREE THROWS MADE	4 @ LAFAYETTE (11/16/11)
10 vs. WAGNER (1/13/11)	FREE THROWS ATTEMPTED	8 @ ST. JOHN'S (11/22/11)
6 vs. ROBERT MORRIS (1/22/11)	REBOUNDS	3 @ SETON HALL (11/12/11)
9 vs. BRYANT (2/26/11)	ASSISTS	6 @ SETON HALL (11/12/11)
7 @ SETON HALL (11/12/11)	TURNOVERS	7 @ SETON HALL (11/12/11)
1 vs. NORTHWESTERN (12/20/10)	BLOCKS	0
5 vs. HOWARD (11/21/10)	STEALS	2 (2x) LATEST AT LAFAYETTE (11/16/11)
35 vs. CENTRAL CONN. 3/3/11)	MINUTES	28 @ LAFAYETTE (11/16/11)

2011-2012: IS OUT FOR THE REMAINDER OF THE SEASON (SHOULDER INJURY) AND WILL APPLY FOR A MEDICAL RED-SHIRT...STARTED THE FIRST FIVE CONTESTS AND WAS AVERAGING 24.0 MINUTES PER GAME...WAS PUTTING UP 8.4 POINTS, 2.2 REBOUNDS, AND 3.4 ASSISTS PER GAME...SCORED A SEASON-HIGH 14 POINTS AT LAFAYETTE (11/16/11)AND DISHED OUT SIX ASSISTS AT SETON HALL (11/12/11).

PRIOR TO ST. FRANCIS (N.Y.): PLAYED AT NORTHEASTERN JUNIOR COLLEGE IN STERLING, COLORADO PRIOR TO ARRIVING IN BROOKLYN HEIGHTS. HE MANAGED TO AVERAGE 7.0 POINTS, 3.2 ASSISTS (3-1 ASSIST/TURNOVER RATIO), AND 1.0 STEALS PER GAME FOR THE PLAINSMEN DESPITE MISSING A MONTH DUE TO SICKNESS. PRIOR TO NORTHEASTERN, THE MANHATTAN (NY) NATIVE HELPED LEAD LINCOLN HIGH SCHOOL (DENVER, COLORADO) TO THE CLASS 4A STATE FINALS IN 2008 AND SCORED 14 POINTS IN THE CHAMPIONSHIP GAME. CALLOWAY, WHO BEGAN HIS HIGH SCHOOL CAREER AT RICE (NY) IN 2004-2005, WAS A 2008 DENVER POST ALL STATE 1ST TEAM PICK. HE ALSO ATTENDED OUR SAVIOUR LUTHERAN (NY) FROM 2005 THROUGH 2007.

YEAR	GP/S	FGM-FGA	FG%	3FGM-3FGA	FTM-FTA	FT%	PTS	PPG	REB	RPG	AST	TO	BLK	STL
10-11	28/27	67-175	.383	2-24	.083	.479	182	6.5	68	2.4	102	55	1	28
11-12	5/5	15-39	.385	0-3	.000	.480	22	8.4	11	2.2	17	18	1	4
Totals	33/32	82-214	.383	2-27	.068	.479	224	6.8	79	2.4	119	73	2	32

[illegible]

2011-12 ST. FRANCIS COLLEGE (NY) MEN'S BASKETBALL PLAYER PROFILES



2011-12 St. Francis (NY) Men's Basketball St. Francis (NY) Individual Game-by-Game (as of Nov 27, 2011) All games



#32 CALLOWAY, Dre

Opponent	Date	gs	min	Total		3-Pointers		Free throws		Rebounds				pf	a	t/o	blk	stl	pts	avg
				fg-fga	pct	3fg-fga	pct	ft-fia	pct	off	def	tot	avg							
at Seton Hall	11/12/11	*	26	4-12	.333	0-1	.000	2-3	.667	0	3	3	3.0	5	6	7	0	2	10	10.0
at Lafayette	11/16/11	*	28	5-13	.385	0-0	.000	4-6	.667	1	0	1	2.0	4	1	1	0	2	14	12.0
at Hofstra	11/19/11	*	21	2-5	.400	0-1	.000	3-6	.500	0	2	2	2.0	4	4	2	0	0	7	10.3
at St. John's	11/22/11	*	27	2-5	.400	0-0	.000	3-8	.375	0	2	2	2.0	2	4	4	1	0	7	9.5
at NJIT	11/26/11	*	18	2-4	.500	0-1	.000	0-2	.000	1	2	3	2.2	2	2	4	0	0	4	8.4
Totals		5	120	15-39	.385	0-3	.000	12-25	.480	2	9	11	2.2	17	17	18	1	4	42	8.4

Games played: 5
Minutes/game: 24.0
Points/game: 8.4
FG Pct: 38.5
3FG Pct: 0.0
FT Pct: 48.0

Rebounds/game: 2.2
Assists/game: 3.4
Turnovers/game: 3.6
Assist/turnover ratio: 0.9
Steals/game: 0.8
Blocks/game: 0.2

2011-12 St. Francis College (NY) Men's Basketball Player Profiles

2 STEFAN PERUNICIC

YEAR: SENIOR

POSITION: GUARD/FORWARD

HEIGHT: 6-6

WEIGHT 200

HOMETOWN: BELGRADE, SERBIA

PREVIOUS SCHOOL: DIMITRISE TUCOVIC



CATEGORY	CAREER HIGHS	SEASON HIGHS
POINTS	28 @ ROBERT MORRIS (12/4/08)	21 (3x) LATEST @ SACRED HEART (1/7/12)
FIELD GOALS	10 @ ROBERT MORRIS (12/4/08)	7 vs. NORFOLK STATE (12/23/11)
FIELD GOALS ATTEMPTED	19 @ ARMY (12/31/11)	19 @ ARMY (12/31/11)
3PT FIELD GOALS	7 @ ROBERT MORRIS (12/4/08)	5 vs. QUINNIPIAC (1/5/12)
3PT FIELD GOALS ATTEMPTED	12 vs. SACRED HEART (2/26/09)	11 vs. NORFOLK STATE (12/23/11)
FREE THROWS	6 vs. CANISIUS (11/21/09)	7 @ SACRED HEART (1/7/12)
FREE THROWS ATTEMPTED	8 @ MOUNT ST. MARY'S (12/1/11)	8 @ MOUNT ST. MARY'S (12/11/2011)
REBOUNDS	6 (5x) LATEST AT BOSTON COLLEGE (11/12/10)	5 @ SETON HALL (11/12/11)
ASSISTS	4 (2x) LATEST vs. BROWN (12/29/11)	4 vs BROWN (12/29/11)
TURNOVERS	7 @ HOWARD (12/12/11)	7 @ HOWARD (12/12/11)
BLOCKS	2 (2x) LATEST vs. WAGNER (1/13/11)	0
STEALS	4 vs. NORFOLK STATE (12/23/11)	4 vs. NORFOLK STATE (12/23/11)
MINUTES	40 @ BOSTON COLLEGE (11/7/09)	37 (2x) LATEST vs. FDU (1/14/12)

BACKGROUND: A CANDIDATE TO START AT SMALL FORWARD ENTERING THE SEASON...IS CURRENTLY THIRD ON THE ALL-TIME SCHOOL-LIST WITH 207 CAREER TREYS, WHICH IS ALSO TOPS AMONG ALL RETURNING NORTHEAST CONFERENCE PLAYERS...HAS LAUNCHED 594 CAREER THREE-POINT ATTEMPTS, WHICH IS FOURTH ON THE SCHOOL LIST...WITH 827 CAREER POINTS, NEEDS ONLY 173 MORE TO BECOME THE TERRIERS' 27TH MEMBER OF THE 1,000 POINT CLUB...IS THE NEC'S FIFTH ACTIVE SCORER ENTERING THE 2011-2012 CAMPAIGN...EIGHTY PERCENT OF HIS CAREER FIELD GOAL ATTEMPTS (594-OF-743) HAVE COME FROM DOWNTOWN.

2011-2012: HAS STARTED 17 GAMES AT SMALL FORWARD... HIS 257 CAREER TREYS ARE NOW SECOND ON THE ALL-TIME SCHOOL LIST...BECAME THE 27TH MEMBER OF THE 1,000 POINT CLUB IN THE HOME WIN AGAINST QUINNIPIAC...IS AVERAGING TEAM-HIGH 13.3 POINTS...IS AVERAGING A TEAM-HIGH 14.8 PPG IN NEC CONTESTS...HAS REACHED DOUBLE-FIGURES IN TEN STRAIGHT CONTESTS...SCORED A 14 POINTS IN THE VICTORY AT MOUNT ST. MARY'S (12/1/11)...SCORED A SEASON-HIGH 15 POINTS IN THE VICTORY AT HOWARD (12/12/11)...SCORED A SEASON-HIGH 21 POINTS AND CAME UP WITH A CAREER-HIGH FOUR STEALS AGAINST NORFOLK STATE (12/23/11)...SCORED 14 POINTS AND DISHED A CAREER-HIGH 4 ASSISTS IN THE VICTORY AGAINST BROWN...SCORED 17 POINTS IN THE LOSS AT ARMY (12/31/11)...MATCHED SEASON-HIGH WITH 21 POINTS AND CONVERTED A GAME-WINNING THREE-POINT PLAY WITH FIVE SECONDS LEFT AGAINST QUINNIPIAC (1/5/12)...ADDED 21 MORE POINTS IN THE WIN AT SACRED HEART (1/7/12) AND HIT 4-OF-6 TREYS.

2010-2011: AVERAGED 8.6 POINTS AND WAS SECOND ON THE SQUAD WITH 60 THREE-POINT FIELD GOALS... STARTED 29 OF 30 GAMES FOR THE TERRIERS... WAS ONE OF JUST THREE TERRIERS TO MAKE AN APPEARANCE IN ALL 30 CONTESTS (MILK & CADELL)...SPLASHED A SEASON-BEST FOUR TREYS IN SIX DIFFERENT CONTESTS... SCORED A SEASON-HIGH 18 POINTS AT HARTFORD (1/3/11)... SCORED 16 POINTS AGAINST WAGNER (1/13/11) AND WENT A SEASON-HIGH 5-FOR-5 FROM THE CHARITY-STRIPE IN THE CONTEST... ALSO STRUCK FOR 14 POINTS AT BRYANT (1/8/11), ROBERT MORRIS (1/22/11), AND LONG ISLAND (2/9/11)... GARNERED A SEASON-HIGH SIX BOARDS IN THE SEASON-OPENER AT BOSTON COLLEGE (11/12/10).

2009-2010: AVERAGED 8.4 PPG AND WAS SECOND ON THE SQUAD BEHIND RICKY CADELL WITH 60 TREYS... REACHED DOUBLE-DIGITS IN SCORING IN EIGHT CONTESTS... STRUCK FOR A SEASON-HIGH 22 POINTS ON 8-OF-15 SHOOTING AGAINST LAFAYETTE (12/22/09)... WENT 6-OF-12 FROM BEHIND THE ARC AGAINST THE LEOPARDS... ENJOYED A STELLAR PERFORMANCE AGAINST CANISIUS (11/21/09) WITH 17 POINTS ON 4-OF-7 SHOOTING... ALSO WENT 3-FOR-6 FROM 3-POINT LAND AND WAS A PERFECT 6-OF-6 FROM THE FOUL LINE... HIT A PAIR OF CLUTCH SHOTS IN THE TRIPLE-OVERTIME VICTORY IN THE "BATTLE OF BROOKLYN" AT LONG ISLAND (2/6/10)... SPLASHED A 3-POINTER WITH 16 SECONDS LEFT IN THE FIRST OVERTIME TO EXTEND THE GAME... PULLED DOWN A SEASON-HIGH 6 BOARDS AGAINST MONMOUTH (2/18/10)... SAVED HIS BEST SHOOTING PERFORMANCE OF THE SEASON FOR THE SEASON-FINAL AT CENTRAL CONNECTICUT STATE AS HE WENT 6-OF-7 OVERALL AND WAS A PERFECT 4-FOR-4 FROM DOWNTOWN.

2008-2009: WAS SELECTED TO THE NORTHEAST CONFERENCE ALL ROOKIE TEAM... NAMED THE CHOICE HOTELS NORTHEAST CONFERENCE ROOKIE OF THE WEEK ON JANUARY 26, 2009... RANKED SECOND AMONG NEC FRESHMAN IN SCORING AT 10.8 PPG... PLAYED IN ALL 30 GAMES AND AVERAGED 29.0 MINUTES PER GAME... ESTABLISHED HIMSELF AS ONE OF THE PREMIER LONG RANGE SHOOTERS IN THE CONFERENCE BY DRILLING 87 TREYS, WHICH WAS GOOD FOR SECOND IN THE NEC... SET A NEW CONFERENCE MARK FOR THREE-POINT FIELD GOALS BY A FRESHMAN... CONNECTED ON FOUR OR MORE THREE-POINT GOALS IN 12 CONTESTS... INTRODUCED HIMSELF TO THE LEAGUE BY EXPLODING FOR A SEASON-HIGH 28 POINTS IN THE VICTORY AT ROBERT MORRIS ON DECEMBER 4, 2008... HIT 10-OF-14 FIELD GOALS AGAINST THE COLONIALS AND WAS 7-OF-11 FROM LONG RANGE... ALSO ECLIPSED 20 POINTS AT NAVY (21 POINTS, 8-OF-11 FGA, 5-8 3FGA) ON NOVEMBER 18, 2008 AND AT BRYANT (23 POINTS, 7-10 FGA, 7-OF-9 3FGA) ON FEBRUARY 19, 2009... PULLED DOWN A SEASON-BEST SIX REBOUNDS IN THE VICTORY AT FAIRLEIGH DICKINSON ON FEBRUARY 14, 2009 AND ALSO GRABBED 6 BOARDS IN THE NEC QUARTERFINAL LOSS AT ROBERT MORRIS ON MARCH 5, 2009... CAME UP WITH THREE STEALS AT WAGNER ON JANUARY 3, 2009.

PRIOR TO ST. FRANCIS (N.Y.): AVERAGED 18.0 POINTS, 6.0 REBOUNDS, 4.0 ASSISTS IN HIS FINAL SEASON AT DIMITRIJE TUCOVIC... HELPED HIS TEAM REACH THE FINAL EIGHT IN THE REGIONAL CHAMPIONSHIP... ONCE SCORED 59 POINTS IN A GAME.

PERUNICIC'S CAREER STATISTICS

YEAR	GP/S	FGM-FGA	FG%	3FGM-3FGA	FTM-FTA	FT%	PTS	PPG	REB	RPG	AST	BLK	S	
08-09	30/30	105-275	.382	87-224	.388	.28-40	.700	325	10.8	72	2.4	26	10	17
09-10	29/13	80-234	.342	60-190	.316	23-41	.561	243	8.4	84	2.9	26	8	22
10-11	30/29	83-234	.355	60-180	.333	33-41	.805	259	8.6	75	2.5	24	12	18
11-12	18/17	77-174	.443	50-118	.424	36-55	.655	240	13.3	53	2.9	24	1	18
Totals	105/87	345-917	.376	257-712	.361	120-177	.678	1067	10.2	284	2.6	96	31	75

2011-12 ST. FRANCIS COLLEGE (NY) MEN'S BASKETBALL PLAYER PROFILES



2011-12 St. Francis (NY) Men's Basketball St. Francis (NY) Individual Game-by-Game (as of Jan 19, 2012) All games



#02 PERUNICIC, Stefan

Opponent	Date	gs	min	Total		3-Pointers		Free throws		Rebounds				pf	a	t/o	blk	stl	pts	avg	
				fg-fga	pct	3fg-fga	pct	ft-fita	pct	off	def	tot	avg								
at Seton Hall	11/12/11	*	33	4-10	.400	3-8	.375	0-1	.000	1	4	5	5.0	4	1	1	0	0	11	11.0	
at Lafayette	11/16/11	*	27	3-8	.375	1-4	.250	3-4	.750	2	4	6	5.5	3	1	2	0	2	10	10.5	
at Hofstra	11/19/11	*	30	3-9	.333	2-7	.286	0-0	.000	1	2	3	4.7	3	1	3	0	0	8	9.7	
at St. John's	11/22/11	*	34	5-9	.556	3-7	.429	0-0	.000	1	2	3	4.3	2	0	2	0	3	13	10.5	
at NJIT	11/26/11	*	29	3-5	.600	1-1	1.000	1-2	.500	0	4	4	4.2	2	1	2	0	1	8	10.0	
at Mount St. Mary's	12/01/11	*	37	4-15	.267	3-10	.300	3-8	.375	1	2	3	4.0	3	1	2	0	3	14	10.7	
at WAGNER	12/03/11	*	22	2-4	.500	2-3	.667	2-4	.500	1	2	3	3.9	4	0	5	0	1	8	10.3	
at Colgate	12/10/11	*	27	3-10	.300	1-7	.143	0-0	.000	0	2	2	3.6	4	3	0	0	0	7	9.9	
at Howard	12/12/11	*	34	4-8	.500	3-4	.750	4-6	.667	0	3	3	3.6	2	1	7	0	0	15	10.4	
ALBANY	12/19/11		26	4-10	.400	3-8	.375	0-0	.000	0	1	1	3.3	3	1	5	0	0	11	10.5	
NORFOLK STATE	12/23/11	*	33	7-15	.467	3-11	.273	4-7	.571	0	0	0	3.0	4	1	2	1	4	21	11.5	
BROWN	12/29/11	*	30	4-9	.444	3-4	.750	3-3	1.000	0	2	2	2.9	1	4	2	0	1	14	11.7	
at Army	12/31/11	*	32	7-19	.368	3-10	.300	0-2	.000	0	3	3	2.9	2	0	2	0	1	17	12.1	
QUINNIPIAC	01/05/12	*	35	6-11	.545	5-9	.556	4-5	.800	0	4	4	3.0	2	1	1	0	0	21	12.7	
at Sacred Heart	01/07/12	*	27	5-7	.714	4-6	.667	7-7	1.000	0	2	2	2.9	3	3	4	0	0	21	13.3	
MONMOUTH	1/12/12	*	31	5-11	.455	4-9	.444	0-0	.000	0	4	4	3.0	3	2	1	0	1	14	13.3	
FAIRLEIGH DICKINSON	01/14/12	*	37	3-5	.600	3-5	.600	2-2	1.000	0	2	2	2.9	2	2	0	0	0	11	13.2	
WAGNER	01/19/12	*	31	5-9	.556	3-5	.600	3-4	.750	0	3	3	2.9	5	1	4	0	1	16	13.3	
Totals			17	555	77-174	.443	50-118	.424	36-55	.655	7	46	53	2.9	52	24	45	1	18	240	13.3

Games played: 18
Minutes/game: 30.8
Points/game: 13.3
FG Pct: 44.3
3FG Pct: 42.4
FT Pct: 65.5

Rebounds/game: 2.9
Assists/game: 1.3
Turnovers/game: 2.5
Assist/turnover ratio: 0.5
Steals/game: 1.0
Blocks/game: 0.1

2011-12 St. FRANCIS COLLEGE (NY) MEN'S BASKETBALL PLAYER PROFILES

15 JUSTIN NEWTON

YEAR: SENIOR

POSITION: GUARD

HEIGHT: 6-0

WEIGHT: 190

HOMETOWN: QUEENS, NY

PREVIOUS SCHOOL: POLY PREP COUNTRY DAY



SEASON HIGHS	CATEGORY	CAREER HIGHS
2 (4x) LATEST VS. ALBANY (12/19/11)	POINTS	12 VS. QUINNIPIAC, 2/11/10
1 (4x) LATEST VS. ALBANY (12/19/11)	FIELD GOALS	3 (2x) LATEST @ QUINNIPIAC, 2/11/10
2 @ NJIT (11/26/11)	FIELD GOALS ATTEMPTED	6 @ BROWN (11/24/10)
0	3PT FIELD GOALS	2 (2x) LATESTS VS. DARTMOUTH (12/14/10)
1 VS. ALBANY (12/19/11)	3PT FIELD GOALS ATTEMPTED	3 (2x) LATEST VS. DARTMOUTH (12/14/10)
1 @ HOWARD (12/12/11)	FREE THROWS	5 VS. QUINNIPIAC, 2/11/10
2 @ HOWARD (12/12/11)	FREE THROWS ATTEMPTED	6 VS. QUINNIPIAC, 2/11/10
8 VS. QUINNIPIAC (1/5/12)	REBOUNDS	8 VS. QUINNIPIAC (1/5/12)
9 VS. MONMOUTH (1/12/12)	ASSISTS	10 VS. WAGNER, 1/12/10
5 (2x) LATEST @ HOWARD (12/12/11)	TURNOVERS	5 (3x) LATEST @ HOWARD (12/12/11)
2 VS. MONMOUTH (1/12/12)	BLOCKS	3 @ NAVY (11/18/08)
5 VS. BROWN (12/29/11)	STEALS	5 (3x) LATEST VS. BROWN (12/29/11)
32 VS. NORFOLK STATE (12/23/11)	MINUTES	43 @ LONG ISLAND, 2/6/10

BACKGROUND: WILL COMPETE FOR TIME AT THE POINT GUARD SPOT ALONG WITH DRE CALLOWAY AND BRENT JONES. .IS REGARDED AS ONE OF THE TOUGHEST DEFENDERS IN THE NORTHEAST CONFERENCE. .HAS COMPILED 105 CAREER STEALS IN 77 GAMES PLAYED (1.36 PER GAME).

2011-2012: HAS STARTED 12 CONTESTS AT THE POINT IN PLACE OF THE INJURED DRE CALLOWAY AND IS AVERAGING 4.2 ASSISTS AND 3.7 REBOUNDS DURING THE STRETCH...IS AVERAGING 19.4 MINUTES PER GAME...HAS RECORDED 119 CAREER STEALS...DISTRIBUTED EIGHT DIMES AND GRABBED SIX BOARDS IN THE VICTORY AT MOUNT ST. MARY'S (12/1/11)...HANDED OUT EIGHT ASSISTS AGAINST ALBANY (12/19/11)...RECORDED SEVEN ASSISTS AND SIX BOARDS AGAINST NORFOLK STATE (12/23/11)...HAD SIX ASSISTS, FIVE REBOUNDS, AND A CAREER-HIGH FIVE STEALS AGAINST BROWN (12/29/11)...PULLED DOWN A CAREER-HIGH EIGHT BOARDS AGAINST QUINNIPIAC (1/5/12) AND ALSO ADDED SIX ASSISTS...HANDED OUT SEASON-HIGH 9 ASSISTS AND ADDED 3 STEALS AND 2 BLOCKS AGAINST MONMOUTH (1/12/12).

2010-2011: MADE FOUR STARTS AT THE LEAD GUARD POSITION. .AVERAGED 19.2 MINUTES PER GAME. .SCORED A SEASON-HIGH SIX POINTS IN THE VICTORY AGAINST DARTMOUTH 912/14/10. .RECORDED A SEASON-HIGH SIX REBOUNDS AT BROWN (11/24/10). .ALSO NOTCHED FIVE CAROMS AGAINST COLGATE (12/7/10) AND MONMOUTH (1/27/11). .CAME UP WITH A SEASON-BEST THREE STEALS IN THE VICTORY AT FAIRLEIGH DICKINSON (1/29/11). .HANDED OUT A SEASON-HIGH FOUR ASSISTS AGAINST ST. FRANCIS (PA) (12/2/10), CANISIUS (12/10/10), AND MONMOUTH (1/27/11).

2009-2010: FINISHED 4TH IN THE NEC IN STEALS AT 1.86 PER GAME AND WAS 7TH IN ASSISTS (3.52). .ALSO WAS SECOND IN THE NEC IN ASSISTS-TURNOVER RATIO. (1.94)... RETURNED TO THE STARTING LINEUP AGAINST HARTFORD (12/8) AND PLAYED ONE OF HIS FINEST CAREER-GAMES RECORDED A CAREER-HIGH 8 ASSISTS VS. JUST 1 TURNOVER... .ALSO HAD SIX REBOUNDS AND THREE STEALS IN 38 MINUTES. .SCORED A SEASON-HIGH 12 POINTS AT QUINNIPIAC..CAME UP WITH A CAREER-HIGH FIVE STEALS AT COLUMBIA (1/11/10). .ALSO HAD FOUR STEALS AGAINST BROWN (11/13/09) AND WAGNER (1/23/10). .HANDED OUT A CAREER-HIGH 10 ASSISTS AGAINST WAGNER (10/23/09) AGAINST JUST ONE TURNOVER.

2008-2009: PLAYED IN ALL 30 GAMES AND MADE THREE STARTS AT THE LEAD GUARD POSITION. .PLAYED A SEASON-HIGH 29 MINUTES IN THE OVERTIME LOSS AT HARTFORD (11/22/08). .SCORED A SEASON-BEST 9 POINTS IN THE NORTHEAST CONFERENCE QUARTERFINAL LOSS AT ROBERT MORRIS ON MARCH 5, 2009. .HANDED OUT A SEASON-HIGH 5 ASSISTS AGAINST HARTFORD AND BRYANT (2/19/09). .GRABBED 4 BOARDS IN 4 DIFFERENT CONTESTS. .CAME UP WITH 4 STEALS AT ROBERT MORRIS ON DECEMBER 4, 2008. .WAS CREDITED WITH 3 BLOCKS AND 4 ASSISTS AT NAVY (11/18/08). .DRILLED BOTH OF HIS THREE-POINT OPPORTUNITIES AGAINST ALBANY (12/22/08).

NEWTON'S CAREER STATISTICS

YEAR	GP/S	FGM-FGA	FG%	3FGM-3FGA	3FG%	FTM-FTA	FT%	PTS	PPG	REB	RPG	AST	BLK	STL
08-09	30/3	21-51	.412	5-21	.238	15-26	.577	62	2.1	55	1.8	52	4	23
09-10	29/26	20-67	.299	5-24	.208	23-33	.697	68	2.3	109	3.8	101	1	56
10-11	28/4	13-50	.260	6-34	.176	4-8	.500	36	0.6	73	1.4	44	2	26
11-12	18/12	10-23	.435	2-7	.286	4-7	.571	23	1.6	49	2.7	57	3	14
Totals	90/45	64-191	.333	18-85	.204	46-74	.611	189	2.1	286	3.1	254	10	119

2011-12 ST. FRANCIS COLLEGE (NY) MEN'S BASKETBALL PLAYER PROFILES



2011-12 St. Francis (NY) Men's Basketball St. Francis (NY) Individual Game-by-Game (as of Jan 19, 2012) All games



#15 NEWTON, Justin

Opponent	Date	gs	min	Total		3-Pointers		Free throws		Rebounds				pf	a	t/o	blk	stl	pts	avg	
				fg-fga	pct	3fg-fga	pct	ft-fga	pct	off	def	tot	avg								
at Seton Hall	11/12/11		6	0-0	.000	0-0	.000	0-0	.000	0	0	0	0.0	3	0	0	0	1	0	0.0	
at Lafayette	11/16/11		3	0-0	.000	0-0	.000	0-0	.000	0	0	0	0.0	0	0	0	0	0	0	0.0	
at Hofstra	11/19/11		5	0-0	.000	0-0	.000	0-0	.000	0	0	0	0.0	0	0	0	0	0	0	0.0	
at St. John's	11/22/11		25	0-0	.000	0-0	.000	0-0	.000	0	1	1	0.3	2	1	1	0	0	0	0.0	
at NJIT	11/26/11		20	1-2	.500	0-0	.000	0-0	.000	1	2	3	0.8	3	1	0	0	1	2	0.4	
at Mount St. Mary's	12/01/11	*	23	1-1	1.000	0-0	.000	0-0	.000	2	4	6	1.7	0	8	1	0	0	2	0.7	
at WAGNER	12/03/11	*	15	0-0	.000	0-0	.000	0-0	.000	0	0	0	1.4	5	1	3	0	0	0	0.6	
at Colgate	12/10/11	*	15	1-1	1.000	0-0	.000	0-0	.000	0	1	1	1.4	1	0	5	0	1	2	0.8	
at Howard	12/12/11	*	17	0-2	.000	0-0	.000	1-2	.500	2	2	4	1.7	4	2	5	0	1	1	0.8	
ALBANY	12/19/11	*	27	1-2	.500	0-1	.000	0-1	.000	0	4	4	1.9	2	8	2	0	1	2	0.9	
NORFOLK STATE	12/23/11	*	32	2-3	.667	1-1	1.000	0-0	.000	1	5	6	2.3	4	7	2	0	1	5	1.3	
BROWN	12/29/11	*	29	1-5	.200	0-2	.000	0-0	.000	0	5	5	2.5	2	6	3	0	5	2	1.3	
at Army	12/31/11	*	28	1-2	.500	0-1	.000	1-2	.500	0	2	2	2.5	5	3	2	1	0	3	1.5	
QUINNIPIAC	01/05/12	*	29	1-3	.333	0-1	.000	2-2	1.000	1	7	8	2.9	3	6	3	0	0	4	1.6	
at Sacred Heart	01/07/12	*	16	0-0	.000	0-0	.000	0-0	.000	0	3	3	2.9	3	3	2	0	1	0	1.5	
MONMOUTH	1/12/12	*	21	0-1	.000	0-0	.000	0-0	.000	0	4	4	2.9	2	9	5	2	3	0	1.4	
FAIRLEIGH DICKINSON	01/14/12	*	11	1-1	1.000	1-1	1.000	0-0	.000	1	0	1	2.8	1	1	2	0	0	3	1.5	
WAGNER	01/19/12		11	0-0	.000	0-0	.000	0-0	.000	0	1	1	2.7	5	2	4	0	0	0	1.4	
Totals			12	333	10-23	.435	2-7	.286	4-7	.571	8	41	49	2.7	45	58	40	3	15	26	1.4

Games played: 18
Minutes/game: 18.5
Points/game: 1.4
FG Pct: 43.5
3FG Pct: 28.6
FT Pct: 57.1

Rebounds/game: 2.7
Assists/game: 3.2
Turnovers/game: 2.2
Assist/turnover ratio: 1.5
Steals/game: 0.8
Blocks/game: 0.2

2011-12 St. Francis College (NY) Men's Basketball Player Profiles

30 AKEEM JOHNSON

YEAR: JUNIOR

POSITION: FORWARD/CENTER

HEIGHT: 6-6

WEIGHT: 200

HOMETOWN: BROOKLYN, NEW YORK

PREVIOUS SCHOOL: SUSAN MCKINNEY



CATEGORY	CAREER HIGHS	SEASON HIGHS
POINTS	22 DARTMOUTH, 12/14/10	19 @ NJIT (11/26/11)
FIELD GOALS	8 3X LATEST @ COLGATE (12/10/11)	8 @ COLGATE (12/10/11)
FIELD GOALS ATTEMPTED	15 @ COLGATE (12/10/11)	15 @ COLGATE (12/10/11)
3PT FIELD GOALS	0	0
3PT FIELD GOALS ATTEMPTED	0	0
FREE THROWS MADE	8 (2x) LATEST VS. QUINNIPIAC (1/5/12)	8 VS. QUINNIPIAC (1/5/12)
FREE THROWS ATTEMPTED	16 VS. DARTMOUTH (12/14/10)	11 VS. QUINNIPIAC (1/5/12)
REBOUNDS	11 (2x) LATEST @ HARTFORD (1/3/11)	8 VS. ALBANY (12/19/11)
ASSISTS	3 VS. QUINNIPIAC (1/5/12)	3 VS. QUINNIPIAC (1/5/12)
TURNOVERS	3 (3x) LATEST @ COLGATE (12/10/11)	3 (2x) LATEST @ COLGATE (12/10/11)
BLOCKS	3 (2x) LATEST VS. BROWN (12/29/11)	3 VS. BROWN (12/29/11)
STEALS	3 VS. BROWN (12/29/11)	3 VS. BROWN (12/29/11)

BACKGROUND: ONE OF THE MORE EFFICIENT PLAYERS IN THE NORTHEAST CONFERENCE WITH A 55 PERCENT CAREER FIELD GOAL MARK (206-377), WHICH IS 9TH ON THE TERRIERS ALL-TIME LIST

2011-2012: HAS STARTED 15 GAMES IN THE FRONT COURT...SAT OUT LAST TWO GAMES WITH A SHOULDER INJURY...IS AVERAGING 10.2 POINTS AND 5.3 REBOUNDS PER GAME...IS SHOOTING 57 PERCENT FROM THE FLOOR...SCORED A SEASON-HIGH 19 POINTS IN THE VICTORY AT NJIT (11/26/11)...GRABBED A SEASON-BEST EIGHT BOARDS AGAINST ALBANY (12/19/11)...SCORED 10 POINTS AND BLOCKED A CAREER-HIGH THREE SHOTS AND CAME UP WITH A CAREER-HIGH THREE STEALS AGAINST BROWN (12/29/11)...SCORED 18 POINTS AND ADDED A CAREER-HIGH THREE ASSISTS AGAINST QUINNIPIAC (1/5/12).

2010-2011: PLAYED IN 28 GAMES AND MADE NINE STARTS IN THE MIDDLE. . .SHOT 51 PERCENT (88-FOR-172) FROM THE FLOOR AND AVERAGED 8.9 POINTS PER GAME. . .WAS ALSO SECOND ON THE SQUAD IN REBOUNDING (5.0 PG.) BEHIND GRADUATED GUARD AKEEM BENNETT. . .MADE NINE CONSECUTIVE STARTS FROM DECEMBER 21 THROUGH JANUARY 22ND . . .PRODUCED THREE "DOUBLE-DOUBLES" ON THE SEASON. . .WENT AN ASTONISHING 25-FOR-34 FROM THE FIELD (74 PERCENT) OVER A FOUR-GAME STRETCH IN EARLY DECEMBER. . .PRODUCED HIS FIRST CAREER 20-POINT GAME IN THE ROAD VICTORY AGAINST CANISIUS (12/10/10) AS HE SCORED 21 POINTS ON 8-OF-11 SHOOTING, AND ALSO GRABBED EIGHT BOARDS. . .FOLLOWED THAT UP WITH A CAREER-BEST 22 POINTS (7-FOR-10 FGA) AND 10 CAROMS IN THE HOME VICTORY VERSUS DARTMOUTH (12/14/10). . .MANUFACTURED HIS SECOND "DOUBLE-DOUBLE" OF THE SEASON (15 POINTS, 10 REBOUNDS) IN THE MADISON SQUARE GARDEN HOLIDAY FESTIVAL CONSOLATION GAME AGAINST DAVIDSON (12/21/10). . .SEVEN OF THOSE REBOUNDS WERE ON THE OFFENSIVE GLASS. . .ADDED HIS THIRD "DOUBLE-DOUBLE" (13 POINTS, 11 REBOUNDS) IN THE HOME VICTORY AGAINST NJIT (12/30/10). . .ALSO PUT IN STRONG EFFORTS AT ROBERT MORRIS (1/22/11) WITH 10 POINTS AND EIGHT REBOUNDS AND AGAINST LONG ISLAND (2/12/11) IN THE "BATTLE OF BROOKLYN" (10 POINTS, NINE REBOUNDS).

2009-2010: AVERAGED 7.7 PPG. OVER THE LAST 15 CONTESTS AND SHOT .617 PERCENT (50-81) FROM THE FIELD. . .SHOT 56.9 PERCENT FROM THE FLOOR FOR THE SEASON. . .GRABBED A SEASON-HIGH 11 BOARDS AGAINST BRYANT (2/25/10). . .SCORED SIX POINTS AGAINST LAFAYETTE. . .RECORDED SEVEN POINTS IN THE WIN AT COLUMBIA (1/11). . .SCORED NINE POINTS ON 4-5 FGA IN THE WIN AT THE MOUNT (1/14). . .SCORED A SEASON-HIGH 12 POINTS VERSUS THE MOUNT ON 6-OF-9 SHOOTING (1/21/10). . .CONVERTED 7-OF-8 FIELD GOAL ATTEMPTS EN ROUTE TO A SEASON-HIGH 14 POINTS AT QUINNIPIAC (2/11/10). . .ALSO WAS IN DOUBLE-DIGITS IN SCORING AGAINST LONG ISLAND (2/4/10) AND SACRED HEART (2/13/10).

PRIOR TO St. FRANCIS (N.Y.): DOMINATED THE PSAL AVERAGING 25.3 POINTS AND 12.1 REBOUNDS AT SUSAN S. MCKINNEY AS A SENIOR. . .ONCE SCORED 28 POINTS AND ADDED 17 REBOUNDS AND 3 BLOCKS AGAINST TRANSIT TECH.

JOHNSON'S CAREER STATISTICS

YEAR	GP/S	FGM-FGA	FG%	3FGM-3FGA	3FG%	FTM-FTA	FT%	PTS	PPG	REB	RPG	AST	BLKSIL
09-10	27/0	62-109	.569	0-0	.000	19-43	.442	143	5.3	75	2.8	4	9 11
10-11	28/9	88-172	.512	0-0	.000	72-122	.590	248	8.9	168	5.8	4	15 14
11-12	16/15	56-96	.583	0-0	.000	51-71	.718	163	10.2	84	5.3	14	16 12
Totals	72/24	206-377	.546	0-0	.000	142-236	.601	544	7.7	327	4.5	21	40 37

2011-12 ST. FRANCIS COLLEGE (NY) MEN'S BASKETBALL PLAYER PROFILES



2011-12 St.Francis (NY) Men's Basketball St. Francis (NY) Individual Game-by-Game (as of Jan 19, 2012) All games



#30 JOHNSON, Akeem

Opponent	Date	gs	min	Total		3-Pointers		Free throws		Rebounds				pf	a	t/o	blk	stl	pts	avg	
				fg-fga	pct	3fg-fga	pct	ft-fga	pct	off	def	tot	avg								
at Seton Hall	11/12/11	*	21	1-4	.250	0-0	.000	0-2	.000	2	4	6	6.0	1	0	0	1	1	2	2.0	
at Lafayette	11/16/11	*	18	2-3	.667	0-0	.000	4-8	.500	3	3	6	6.0	4	0	1	2	0	8	5.0	
at Hofstra	11/19/11	*	25	5-9	.556	0-0	.000	1-1	1.000	1	6	7	6.3	1	0	2	2	0	11	7.0	
at St. John's	11/22/11	*	24	4-7	.571	0-0	.000	1-2	.500	0	5	5	6.0	2	2	2	1	1	9	7.5	
at NJIT	11/26/11	*	19	6-9	.667	0-0	.000	7-8	.875	2	4	6	6.0	1	1	2	1	2	19	9.8	
at Mount St. Mary's	12/01/11	*	34	0-2	.000	0-0	.000	3-4	.750	1	5	6	6.0	2	0	3	0	1	3	8.7	
at WAGNER	12/03/11	*	19	2-4	.500	0-0	.000	2-4	.500	1	3	4	5.7	2	0	1	0	0	6	8.3	
at Colgate	12/10/11	*	26	8-15	.533	0-0	.000	2-2	1.000	1	0	1	5.1	2	1	3	0	0	18	9.5	
at Howard	12/12/11	*	20	2-5	.400	0-0	.000	5-6	.833	1	4	5	5.1	2	1	2	2	1	9	9.4	
ALBANY	12/19/11	*	29	4-7	.571	0-0	.000	0-1	.000	4	4	8	5.4	1	1	2	1	1	8	9.3	
NORFOLK STATE	12/23/11	*	17	3-4	.750	0-0	.000	2-2	1.000	2	2	4	5.3	2	0	2	1	0	8	9.2	
BROWN	12/29/11	*	23	3-5	.600	0-0	.000	4-6	.667	3	3	6	5.3	2	0	3	3	3	10	9.3	
at Army	12/31/11	*	21	2-2	1.000	0-0	.000	7-8	.875	4	3	7	5.5	1	2	3	1	0	11	9.4	
QUINNIPIAC	01/05/12	*	24	5-9	.556	0-0	.000	8-11	.727	1	3	4	5.4	0	3	3	0	1	18	10.0	
at Sacred Heart	01/07/12	*	25	4-5	.800	0-0	.000	2-2	1.000	0	3	3	5.2	1	2	2	1	1	10	10.0	
WAGNER	01/19/12		27	5-6	.833	0-0	.000	3-4	.750	2	4	6	5.3	2	1	2	0	0	13	10.2	
Totals			15	372	56-96	.583	0-0	.000	51-71	.718	28	56	84	5.3	26	14	33	16	12	163	10.2

Games played: 16
Minutes/game: 23.3
Points/game: 10.2
FG Pct: 58.3
FT Pct: 71.8

Rebounds/game: 5.3
Assists/game: 0.9
Turnovers/game: 2.1
Assist/turnover ratio: 0.4
Steals/game: 0.8
Blocks/game: 1.0

2011-12 St. FRANCIS COLLEGE (NY) MEN'S BASKETBALL PLAYER PROFILES

14 TRAVIS NICHOLS

YEAR: JUNIOR

POSITION: FORWARD

HEIGHT: 6-4

WEIGHT: 220

HOMETOWN: BROOKLYN, NEW YORK

HIGH SCHOOL: FOOD & FINANCE



CAREER HIGHS	CATEGORY	SEASON HIGHS
24 @ SETON HALL (11/12/11) PRUDENTIAL CENT.	POINTS	25 @ SETON HALL (11/12/11)
10 @ SETON HALL (11/12/11)	FIELD GOALS	10 @ SETON HALL (11/12/11)
17 VS. ALBANY (12/19/11)	FIELD GOALS ATTEMPTED	17 VS. ALBANY (12/19/11)
7 VS. ALBANY (12/19/11)	3PT FIELD GOALS	7 VS. ALBANY (12/19/11)
11 VS. ALBANY (12/19/11)	3PT FIELD GOALS ATTEMPTED	11 VS. ALBANY (12/19/11)
4 VS. (3x) LATEST VS. BRYANT (2/26/11)	FREE THROWS	2 (2x) LATEST @ LAFAYETTE
5 @ MONMOUTH (1/27/11)	FREE THROWS ATTEMPTED	3 @ SETON HALL (11/12/11)
14 @ SETON HALL (11/12/11)	REBOUNDS	14 @ SETON HALL (11/12/11)
1	ASSISTS	1
3 (2x) LATEST @ MT. ST. MARY'S (12/1/11)	TURNOVERS	3 (2x) LATEST @ MT. ST. MARY'S (12/1/11)
2 @ COLGATE (12/10/11)	BLOCKS	2 @ COLGATE (12/10/11)
3 @ SETON HALL (11/12/11)	STEALS	3 @ SETON HALL (11/12/11)
42 @ SETON HALL (11/12/11)	MINUTES	42 @ SETON HALL (11/12/11)

BACKGROUND: A MEMBER OF COACH BRAICA'S FIRST RECRUITING CLASS. WILL COMPETE FOR A STARTING BERTH IN THE FRONT COURT AFTER COMING ON IN THE SECOND HALF OF THE 2010-2011 SEASON. A DIFFICULT MATCH-UP FOR DEFENDERS BECAUSE OF HIS ABILITY TO SCORE IN THE POST AND FROM THE PERIMETER.

2011-2012: HAS STARTED 14 GAMES AT FORWARD AND IS AVERAGING 20.8 MINUTES PER GAME...ENJOYED A CAREER-GAME WITH 25 POINTS AND 14 REBOUNDS IN THE SEASON-OPENER AT SETON HALL (11/12/11)...WAS NAMED THE NEC PLAYER OF THE WEEK AFTER THE OUTBURST...CAME OUT OF A SIX-GAME SHOOTING SLUMP BY SCORING 23 POINTS ON 7-OF-11 3-POINT SHOOTING VERSUS ALBANY (12/19/11)...PLAYED A SEASON-LOW 8 MINUTES AGAINST QUINNIPIAC (1/5/12) AFTER A 10 MINUTE OUTING AT ARMY (12/31/11).

2010-2011: BECAME THE TERRIERS' GO-TO GUY OFF THE BENCH OVER THE FINAL 11 CONTESTS, AVERAGING 11.7 POINTS IN 20.0 MINUTES PER OUTING ...AVERAGED AN IMPRESSIVE 7.3 POINTS PER CONTEST IN JUST 14.0 MINUTES PER GAME ON THE SEASON...ERUPTED FOR A CAREER-HIGH 19 POINTS AND ADDED SIX BOARDS IN THE MADISON SQUARE GARDEN HOLIDAY FESTIVAL SEMIFINAL AGAINST NORTHWESTERN...WAS ON FIRE AGAINST THE WILDCATS, HITTING 6-OF-8 FIELD GOAL ATTEMPTS, INCLUDING 3-OF-3 FROM BEHIND THE ARC, AS WELL AS A PERFECT 4-FOR-4 FROM THE CHARITY STRIPE IN JUST 23 MINUTES...THE EXPLOSION EARNED NICHOLS HIS ONLY START OF THE SEASON THE NEXT NIGHT AGAINST DAVIDSON IN THE CONSOLATION GAME AT THE GARDEN...WAS INSTANT OFFENSE OVER A SIX-GAME STRETCH FROM JANUARY 27TH THROUGH FEBRUARY 12TH, REACHING DOUBLE-FIGURES IN EACH GAME WHILE POURING IN 13.7 POINTS ON 30-OF-49 FIELD GOAL SHOOTING (61 PERCENT)...ALSO HIT 13-OF-27 (48 PERCENT) FROM BEHIND THE ARC...PRODUCED HIS FIRST CAREER "DOUBLE-DOUBLE" WITH 12 POINTS AND 11 CAROMS AGAINST LONG ISLAND (2/12/11) IN THE "BATTLE OF BROOKLYN"...ADDED ANOTHER "DOUBLE-DOUBLE" IN THE FINAL REGULAR-SEASON CONTEST AGAINST BRYANT (2/26/11) WITH 18 POINTS AND 10 BOARDS...PLAYED A SEASON-HIGH 29 MINUTES AND DELIVERED 15 POINTS ON 6-FOR-9 SHOOTING AGAINST QUINNIPIAC (2/3/11)...RECORDED 11 POINTS AND FIVE REBOUNDS IN THE TERRIERS' NEC QUARTERFINAL CONTEST AGAINST CENTRAL CONNECTICUT STATE.

PRIOR TO ST. FRANCIS (N.Y.): STARRED AT FOOD & FINANCE HIGH SCHOOL IN MANHATTAN, HELPING THE SQUAD REACH THE PSAL CLASS A FINALS IN 2008. THAT SEASON, NICHOLS POURED IN 23.5 POINTS PER GAME AND WAS NAMED TO THE NY DAILY NEWS ALL-MANHATTAN SECOND TEAM AND WAS ALSO A NY POST ALL-PSAL HONORABLE MENTION PICK. LAST SEASON, HE AVERAGED 5.7 POINTS AND 3.7 REBOUNDS PER GAME AT GULF COAST (FL.) COMMUNITY COLLEGE. HE SHOT 45 PERCENT FROM THE FLOOR AND 35 PERCENT FROM BEHIND THE ARC. NICHOLS SCORED A SEASON-HIGH 18 POINTS AGAINST BOTH ALBANY TECH AND NORTHWEST FLORIDA STATE.

NICHOLS' CAREER STATISTICS

YEAR	GP/S	FGM-FGA	FG%	3FGM-3FGA	FTM-FTA	FT%	PTS	PPG	REB	RPG	AST	TO	BLK	STL
2010-11	24/1	64-130	.492	24-65	.369	.793	175	7.3	85	3.5	0	12	0	9
2011-12	18/14	52-129	.403	22-66	.333	.828	150	8.8	79	4.6	5	27	3	10
Totals	42/15	116-259	.455	46-131	.370	.808	325	7.8	164	4.1	5	39	3	19

2011-12 ST. FRANCIS COLLEGE (NY) MEN'S BASKETBALL PLAYER PROFILES



2011-12 St.Francis (NY) Men's Basketball St. Francis (NY) Individual Game-by-Game (as of Jan 19, 2012) All games



#14 NICHOLS, Travis

Opponent	Date	gs	min	Total		3-Pointers		Free throws		Rebounds				pf	a	t/o	blk	stl	pts	avg	
				fg-fga	pct	3fg-fga	pct	ft-fga	pct	off	def	tot	avg								
at Seton Hall	11/12/11	*	42	10-16	.625	3-4	.750	2-3	.667	5	9	14	14.0	3	0	3	0	3	25	25.0	
at Lafayette	11/16/11	*	17	5-10	.500	3-6	.500	2-2	1.000	4	3	7	10.5	5	0	1	0	0	15	20.0	
at Hofstra	11/19/11	*	29	5-7	.714	2-3	.667	0-0	.000	0	5	5	8.7	3	0	1	0	0	12	17.3	
at St. John's	11/22/11	*	38	4-16	.250	0-8	.000	1-2	.500	1	5	6	8.0	3	2	3	0	1	9	15.3	
at NJIT	11/26/11	*	15	1-3	.333	0-1	.000	4-4	1.000	1	2	3	7.0	2	0	2	0	1	6	13.4	
at Mount St. Mary's	12/01/11	*	20	3-9	.333	2-5	.400	0-0	.000	2	1	3	6.3	3	0	3	0	0	8	12.5	
at WAGNER	12/03/11	*	17	0-4	.000	0-1	.000	0-0	.000	0	1	1	5.6	1	0	0	0	2	0	10.7	
at Colgate	12/10/11	*	18	0-5	.000	0-3	.000	0-0	.000	1	3	4	5.4	1	0	2	2	0	0	9.4	
at Howard	12/12/11	*	17	0-2	.000	0-1	.000	2-2	1.000	0	1	1	4.9	2	0	0	0	0	2	8.6	
ALBANY	12/19/11	*	36	8-17	.471	7-11	.636	0-1	.000	4	3	7	5.1	4	0	0	0	2	23	10.0	
NORFOLK STATE	12/23/11	*	23	5-11	.455	1-5	.200	3-3	1.000	5	2	7	5.3	4	0	3	0	0	14	10.4	
BROWN	12/29/11		18	2-3	.667	1-2	.500	5-6	.833	0	3	3	5.1	2	0	3	0	0	10	10.3	
at Army	12/31/11		10	0-2	.000	0-1	.000	0-0	.000	0	1	1	4.8	0	0	1	0	1	0	9.5	
QUINNIPIAC	01/05/12		8	1-4	.250	0-2	.000	0-0	.000	0	1	1	4.5	1	1	0	0	0	2	9.0	
at Sacred Heart	01/07/12		17	2-4	.500	1-3	.333	0-0	.000	1	2	3	4.4	1	0	1	0	0	5	8.7	
MONMOUTH	1/12/12	*	22	3-7	.429	1-3	.333	5-6	.833	1	7	8	4.6	3	0	2	0	0	12	8.9	
FAIRLEIGH DICKINSON	01/14/12	*	17	3-8	.375	1-6	.167	0-0	.000	0	2	2	4.5	3	1	1	0	0	7	8.8	
WAGNER	01/19/12	*	10	0-1	.000	0-1	.000	0-0	.000	0	3	3	4.4	3	1	1	1	0	0	8.3	
Totals			14	374	52-129	.403	22-66	.333	24-29	.828	25	54	79	4.4	44	5	27	3	10	150	8.3

Games played: 18
Minutes/game: 20.8
Points/game: 8.3
FG Pct: 40.3
3FG Pct: 33.3
FT Pct: 82.8

Rebounds/game: 4.4
Assists/game: 0.3
Turnovers/game: 1.5
Assist/turnover ratio: 0.2
Steals/game: 0.6
Blocks/game: 0.2

2011-12 ST. FRANCIS COLLEGE (NY) MEN'S BASKETBALL PLAYER PROFILES

12 MILOS TRIVIC

YEAR: SOPHOMORE

POSITION: FORWARD

HEIGHT: 6-8

WEIGHT:

HOMETOWN: BELGRADE, SERBIA

PREVIOUS SCHOOL: SREDNJA TURISTICKA SKOLA



CAREER HIGHS	CATEGORY	SEASON HIGHS
7 @ S. FLORIDA (11/15/10)	POINTS	2 (2x) LATEST @ MT. ST. MARY'S (12/1/11)
3 @ S. FLORIDA (11/15/10)	FIELD GOALS	1 (2x) LATEST @ MT. ST. MARY'S (12/1/11)
3 @ S. FLORIDA (11/15/10)	FIELD GOALS ATTEMPTED	0
1 (3x) LATEST VS. SACRED HEART (2/5/11)	3PT FIELD GOALS	0
1 (7x) LATEST @ WAGNER (2/19/11)	3PT FIELD GOALS ATTEMPTED	0
4 VS. WAGNER	FREE THROWS	1 @ LAFAYETTE (11/16/11)
6 VS. WAGNER	FREE THROWS ATTEMPTED	2 (3x) VS. NORFOLK STATE, 12/23/11
4 VS. SACRED HEART (2/5/11)	REBOUNDS	2 @ LAFAYETTE (11/16/11)
1 (5x) LATEST @ WAGNER (12/3/11)	ASSISTS	1 @ WAGNER (12/3/11)
2 VS. HOWARD (11/21/10)	TURNOVERS	1 @ LAFAYETTE (11/16/11)
1 VS. HOWARD (11/21/10)	BLOCKS	0
3 @ ST. FRANCIS (PA) (1/20/11)	STEALS	1 @ SETON HALL (11/12/11)
16 @ ST. FRANCIS (PA) (1/20/11)	MINUTES	9 @ WAGNER (12/3/11)

BACKGROUND: EXTREMELY HARD WORKER WHO BRINGS ENERGY TO THE FLOOR EACH AND EVERY CONTEST. . . WILL COMPETE FOR PLAYING TIME IN THE TERRIERS' FRONT COURT THIS SEASON. . . JOINED THE PROGRAM IN JANUARY OF 2010 AND WAS ABLE TO PRACTICE BUT DID NOT SEE GAME ACTION DURING THE 2009-2010 CAMPAIGN.

2011-2012: IS AVERAGING 3.3 MINUTES PER GAME...PLAYED A SEASON-HIGH NINE MINUTES AT WAGNER (12/3/11).

2010-2011: MADE AN APPEARANCE IN 25 CONTESTS AND MADE ONE START (BROWN, 11/24/10). . . MADE A HUGE IMPACT IN THE TERRIERS' SECOND GAME OF THE SEASON AT SOUTH FLORIDA. . . CONVERTED ALL THREE OF HIS FIELD GOAL ATTEMPTS, INCLUDING HIS FIRST CAREER TREY AGAINST THE BULLS EN-ROUTE TO A SEASON-HIGH SEVEN POINTS IN 11 MINUTES OF ACTION. . . CONTRIBUTED FOUR POINTS IN FOUR MINUTES IN THE HOME WIN AGAINST NEC RIVAL WAGNER (1/13/11). . . PLAYED A SEASON-HIGH 16 MINUTES AT ST. FRANCIS (PA) (1/20/11) AND HAD THREE POINTS, THREE REBOUNDS, AND A CAREER-BEST THREE STEALS. . . SCORED FIVE POINTS AND CORRALLED A SEASON-BEST FOUR REBOUNDS IN 10 MINUTES OF ACTION AGAINST SACRED HEART (2/5/11).

PRIOR TO ST. FRANCIS (N.Y.): PLAYED ON THE UNDER 18 AND UNDER 15 TEAMS WHILE IN SERBIA AND WON A GOLD MEDAL WITH EACH SQUAD. THE TEAM COMPETED IN BARCELONA AND MADRID IN 2005 AND 2009. AVERAGED 15.3 POINTS, 8.4 REBOUNDS, AND 6.5 ASSISTS FOR HIS PARTISAN JUNIOR TEAM THAT WON THE NATIONAL SERBIAN JUNIOR LEAGUE IN 2009. . . WAS NAMED THE 2006 MVP OF THE SERBIAN JUNIOR LEAGUE AFTER AVERAGING 23.0 POINTS AND 7.0 REBOUNDS PER GAME.

TRIVIC'S CAREER STATISTICS

YEAR	GP/S	FGM-FGA	FG%	3FGM-3FGA	FTM-FTA	FT%	PTS	PPG	REB	RPG	AST	TO	BLK	STL
2010-11	25/1	10-25	.400	3-7, .429	6-16	.375	29	1.2	21	1.1	4	12	1	0
2011-12	12/0	2-5	.400	0-1, .000	1-6	.167	5	0.6	4	0.4	2	2	0	3
Totals	37/1	12-30	.400	3-8, .429	7-22	.318	334	0.8	25	0.8	6	14	1	3

2011-12 ST. FRANCIS COLLEGE (NY) MEN'S BASKETBALL PLAYER PROFILES



2011-12 St.Francis (NY) Men's Basketball St. Francis (NY) Individual Game-by-Game (as of Jan 19, 2012) All games



#12 TRIVIC, Milos

Opponent	Date	gs	min	Total		3-Pointers		Free throws		Rebounds				pf	a	t/o	blk	stl	pts	avg
				fg-fga	pct	3fg-fga	pct	ft-fta	pct	off	def	tot	avg							
at Seton Hall	11/12/11	3		0-0	.000	0-0	.000	0-0	.000	0	0	0	0.0	0	0	0	0	1	0	0.0
at Lafayette	11/16/11	4		0-0	.000	0-0	.000	1-2	.500	2	0	2	1.0	2	0	1	0	0	1	0.5
at Hofstra	11/19/11	1		0-0	.000	0-0	.000	0-0	.000	0	1	1	1.0	0	0	0	0	0	0	0.3
at NJIT	11/26/11	3		1-2	.500	0-0	.000	0-0	.000	0	0	0	0.8	0	0	0	0	0	2	0.8
at Mount St. Mary's	12/01/11	1		1-1	1.000	0-0	.000	0-0	.000	0	0	0	0.6	2	0	0	0	0	2	1.0
at WAGNER	12/03/11	9		0-1	.000	0-0	.000	0-2	.000	0	0	0	0.5	2	1	0	0	0	0	0.8
NORFOLK STATE	12/23/11	3		0-0	.000	0-0	.000	0-2	.000	0	0	0	0.4	0	0	0	0	1	0	0.7
BROWN	12/29/11	2		0-1	.000	0-1	.000	0-0	.000	0	0	0	0.4	0	0	0	0	0	0	0.6
at Sacred Heart	01/07/12	3		0-0	.000	0-0	.000	0-0	.000	0	0	0	0.3	0	1	0	0	0	0	0.6
MONMOUTH	1/12/12	4		0-0	.000	0-0	.000	0-0	.000	0	0	0	0.3	1	0	1	0	0	0	0.5
FAIRLEIGH DICKINSON	01/14/12	2		0-0	.000	0-0	.000	0-0	.000	0	1	1	0.4	0	0	0	0	0	0	0.5
WAGNER	01/19/12	1		0-0	.000	0-0	.000	0-0	.000	0	0	0	0.3	0	0	0	0	1	0	0.4
Totals		0	36	2-5	.400	0-1	.000	1-6	.167	2	2	4	0.3	7	2	2	0	3	5	0.4

Games played: 12
Minutes/game: 3.0
Points/game: 0.4
FG Pct: 40.0
3FG Pct: 0.0
FT Pct: 16.7

Rebounds/game: 0.3
Assists/game: 0.2
Turnovers/game: 0.2
Assist/turnover ratio: 1.0
Steals/game: 0.3

2011-12 St. FRANCIS COLLEGE (NY) MEN'S BASKETBALL PLAYER PROFILES

33 MATT MILK

YEAR: SOPHOMORE

POSITION: CENTER

HEIGHT: 6-8

WEIGHT: 240

HOMETOWN: WANTAGH, NY

HIGH SCHOOL: FORT LAUDERDALE (FL.) PINE CREST



CAREER HIGHS	CATEGORY	SEASON HIGHS
12 vs. MONMOUTH (1/12/12)	POINTS	12 vs. MONMOUTH (1/12/12)
6 vs. MONMOUTH (1/12/12)	FIELD GOALS	6 vs. MONMOUTH (1/12/12)
6 (3x) LATEST vs. MONMOUTH (1/12/12)	FIELD GOALS ATTEMPTED	6 (2x) LATEST vs. MONMOUTH (1/12/12)
0	3PT FIELD GOALS	0
0	3PT FIELD GOALS ATTEMPTED	0
4 vs. SACRED HEART (2/5/11)	FREE THROWS	2 @ SACRED HEART (1/7/12)
5 vs. SACRED HEART (2/5/11)	FREE THROWS ATTEMPTED	2 (2x) LATEST @ SACRED HEART (1/7/12)
7 @ MONMOUTH (1/27/11)	REBOUNDS	4 (3x) LATEST vs. MONMOUTH (1/12/12)
1 (3x) LATEST vs. QUINNIPIAC (1/5/12)	ASSISTS	1 (2x) LATEST @ SACRED HEART (1/7/12)
3 @ S. FLORIDA (11/15/10)	TURNOVERS	1 (7x) LATEST @ SACRED HEART (1/7/12)
3 @ CANISIUS (12/10/10)	BLOCKS	1 (3x) LATEST @ SACRED HEART (1/7/12)
2 vs. ROBERT MORRIS (12/4/10)	STEALS	1 (2x) LATEST vs. QUINNIPIAC (1/5/11)
27 @ S. FLORIDA (11/15/10)	MINUTES	23 vs. FDU (1/14/2010)

BACKGROUND: A MEMBER OF COACH BRAICA'S FIRST RECRUITING CLASS...THE RUGGED SOPHOMORE WILL COMPETE FOR A STARTING POSITION IN THE TERRIERS' CROWDED FRONT COURT...NATURAL POSITION IS AT CENTER BUT CAN ALSO PLAY THE POWER FORWARD SPOT.

2011-2012: IS AVERAGING 10.5 MINUTES PER GAME...IS SHOOTING 58 PERCENT FROM THE FLOOR...FINALLY SCORED HIS FIRST TWO POINTS OF THE SEASON AT WAGNER (12/3/11) AFTER MISSING HIS FIRST SEVEN SHOTS...EARNED HIS FIRST START OF THE SEASON AGAINST BROWN (12/29/11) AND SCORED FIVE POINTS AND PULLED DOWN FOUR BOARDS IN 14 MINUTES...SCORED 10 POINTS ON 4-OF-6 SHOOTING IN THE WIN AT SACRED HEART (1/7/12)...SCORED A CAREER-HIGH 12 POINTS AND HIT ALL SIX OF HIS FIELD GOAL ATTEMPTS AGAINST MONMOUTH (1/12/12)...ADDED SIX POINTS IN A SEASON-HIGH 23 MINUTES AGAINST FDU (1/14/12)

2010-2011: A NICE SURPRISE FOR THE TERRIERS IN HIS INITIAL CAMPAIGN, MAKING 16 STARTS IN THE MIDDLE AND SHOOTING 52.2 PERCENT FROM THE FLOOR...WAS ONE OF JUST THREE TERRIERS (PERUNICIC & CADELL) TO PLAY IN ALL 30 CONTESTS...LOGGED A SEASON-HIGH 27 MINUTES IN HIS SECOND CAREER APPEARANCE AT SOUTH FLORIDA AND CONVERTED 3-OF-4 FIELD GOAL ATTEMPTS EN ROUTE TO SEVEN POINTS...MADE HIS FIRST CAREER START AT HOME AGAINST ST. FRANCIS (PA) (12/2/10) AND GRABBED FIVE BOARDS IN 16 MINUTES OF ACTION...BLOCKED A SEASON-HIGH THREE SHOTS IN JUST SIX MINUTES IN THE VICTORY AT CANISIUS (12/10/11)...CONTRIBUTED EIGHT POINTS (4-5 FGA) AND PULLED DOWN FIVE CAROMS AT CENTRAL CONNECTICUT STATE (1/6/11)...WENT ON A TREMENDOUS SEVEN-GAME SHOOTING RUN TOWARDS THE END OF THE SEASON, HITTING 19-OF-24 (79 PERCENT) FIELD GOAL ATTEMPTS FROM JANUARY 29 THROUGH FEBRUARY 19TH...SCORED A SEASON-BEST 11 POINTS AND WAS A PERFECT 5-FOR-5 FROM THE FLOOR IN THE VICTORY AT MOUNT ST. MARY'S (2/17/11)...PULLED DOWN A CAREER-HIGH SEVEN REBOUNDS IN THE VICTORY AT MONMOUTH (1/27/11)...SCORED 10 POINTS IN JUST 11 MINUTES IN THE VICTORY AGAINST SACRED HEART (2/5/11), CONVERTING ALL THREE FIELD GOAL ATTEMPTS AND A SEASON-BEST 4-OF-5 FROM THE LINE...ADDED NINE POINTS ON 3-FO-4 SHOOTING AT LONG ISLAND (2/9/11).

PRIOR TO ST. FRANCIS (N.Y.): PLAYED THREE YEARS AT UPPER ROOM CHRISTIAN HIGH SCHOOL (DIX HILLS, NY) BEFORE FINISHING UP HIS PREP CAREER AT FORT LAUDERDALE (FLA.) PINE CREST IN 2009-2010. MILK WHO WAS A TEAMMATE OF KENTUCKY BOUND BRANDON KNIGHT LAST SEASON, HELPED LEAD THE PANTHERS TO THE BROWARD COUNTY CLASS 3A CHAMPIONSHIP GAME AND A 24-5 RECORD, AVERAGING 5.3 POINTS, 8.3 REBOUNDS, AND 1.8 BLOCKS PER GAME. HE RECORDED FOUR DOUBLE-DOUBLES ON THE SEASON, AND GRABBED A SEASON-HIGH 17 REBOUNDS WITH FOUR REJECTIONS AGAINST RIVAL FORT LAUDERDALE (FLA.) CARDINAL GIBBONS. AS A JUNIOR IN 2008-09 AT UPPER ROOM CHRISTIAN, MILK AVERAGED A DOUBLE-DOUBLE OF 10.2 POINTS AND 10.3 REBOUNDS PER GAME.

MILK'S CAREER STATISTICS

YEAR	GP/S	FGM-FGA	FG%	3FGM-3FGA	FTM-FTA	FT%	PTS	PPG	REB	RPG	AST	TO	BLK	STL
2010-11	30/16	36-69	.522	0-0	15-24	.625	87	2.9	62	2.1	2	13	18	8
2011-12	18/1	22-38	.579	0-0	3-7	.429	43	2.5	31	1.8	2	9	4	3
Totals	48/17	58-107	.542	0-0	18-31	.580	130	2.8	100	2.1	4	22	22	11

2011-12 ST. FRANCIS COLLEGE (NY) MEN'S BASKETBALL PLAYER PROFILES



2011-12 St. Francis (NY) Men's Basketball St. Francis (NY) Individual Game-by-Game (as of Jan 19, 2012) All games



#33 MILK, Matt

Opponent	Date	gs	min	Total		3-Pointers		Free throws		Rebounds				pf	a	t/o	blk	stl	pts	avg
				fg-fga	pct	3fg-fga	pct	ft-fita	pct	off	def	tot	avg							
at Seton Hall	11/12/11	3		0-0	.000	0-0	.000	0-0	.000	0	0	0	0.0	2	0	1	0	0	0	0.0
at Lafayette	11/16/11	13		0-2	.000	0-0	.000	0-0	.000	0	1	1	0.5	1	0	0	0	0	0	0.0
at Hofstra	11/19/11	3		0-1	.000	0-0	.000	0-0	.000	0	1	1	0.7	1	0	0	0	0	0	0.0
at St. John's	11/22/11	4		0-0	.000	0-0	.000	0-0	.000	0	0	0	0.5	1	0	0	2	0	0	0.0
at NJIT	11/26/11	6		0-0	.000	0-0	.000	0-0	.000	0	1	1	0.6	0	0	1	0	0	0	0.0
at Mount St. Mary's	12/01/11	3		0-0	.000	0-0	.000	0-0	.000	0	1	1	0.7	1	0	0	0	0	0	0.0
at WAGNER	12/03/11	18		1-5	.200	0-0	.000	0-2	.000	0	3	3	1.0	2	0	0	0	0	2	0.3
at Colgate	12/10/11	16		0-0	.000	0-0	.000	0-0	.000	0	0	0	0.9	3	0	1	0	0	0	0.3
at Howard	12/12/11	9		0-0	.000	0-0	.000	0-0	.000	0	1	1	0.9	1	0	0	0	0	0	0.2
ALBANY	12/19/11	4		0-0	.000	0-0	.000	0-0	.000	0	0	0	0.8	0	0	1	0	0	0	0.2
NORFOLK STATE	12/23/11	8		1-1	1.000	0-0	.000	0-0	.000	1	1	2	0.9	1	0	0	0	0	2	0.4
BROWN	12/29/11 *	14		2-4	.500	0-0	.000	1-2	.500	2	2	4	1.2	1	0	1	0	0	5	0.8
at Army	12/31/11	11		2-4	.500	0-0	.000	0-1	.000	3	1	4	1.4	5	0	0	1	1	4	1.0
QUINNIPIAC	01/05/12	11		1-2	.500	0-0	.000	0-0	.000	2	1	3	1.5	3	1	1	0	1	2	1.1
at Sacred Heart	01/07/12	15		4-6	.667	0-0	.000	2-2	1.000	2	1	3	1.6	1	1	1	1	0	10	1.7
MONMOUTH	1/12/12	20		6-6	1.000	0-0	.000	0-0	.000	2	2	4	1.8	3	0	1	0	0	12	2.3
FAIRLEIGH DICKINSON	01/14/12	23		3-5	.600	0-0	.000	0-0	.000	0	2	2	1.8	1	0	1	0	1	6	2.5
WAGNER	01/19/12	8		2-2	1.000	0-0	.000	0-0	.000	1	0	1	1.7	1	0	0	0	0	4	2.6
Totals		1	189	22-38	.579	0-0	.000	3-7	.429	13	18	31	1.7	28	2	9	4	3	47	2.6

Games played: 18
Minutes/game: 10.5
Points/game: 2.6
FG Pct: 57.9
FT Pct: 42.9

Rebounds/game: 1.7
Assists/game: 0.1
Turnovers/game: 0.5
Assist/turnover ratio: 0.2
Steals/game: 0.2
Blocks/game: 0.2

2011-12 St. FRANCIS COLLEGE (NY) MEN'S BASKETBALL PLAYER PROFILES

3 BEN MOCKFORD

YEAR: SOPHOMORE

POSITION: GUARD

HEIGHT: 6-2

WEIGHT:

HOMETOWN: SHOREHAM-BY-SEA, ENGLAND

HIGH SCHOOL: OAK HILL ACADEMY (VA)



CAREER HIGH'S		SEASON HIGH'S	
POINTS	28 @ SACRED HEART (1/7/12)	28 @ SACRED HEART (1/7/12)	
FIELD GOALS	10 @ SACRED HEART (1/7/12)	10 @ SACRED HEART (1/7/12)	
FIELD GOALS ATTEMPTED	16 @ ARMY (12/31/11)	16 @ ARMY (12/31/11)	
3PT FIELD GOALS	8 @ SACRED HEART (1/7/12)	8 @ SACRED HEART (1/7/12)	
3PT FIELD GOALS ATTEMPTED	13 (2x) LATEST @ SACRED HEART (1/7/12)	13 (2x) LATEST @ SACRED HEART (1/7/12)	
FREE THROWS	3 @ HOWARD (12/12/11)	3 @ HOWARD (12/12/11)	
FREE THROWS ATTEMPTED	4 @ HOWARD (12/12/11)	4 @ HOWARD (12/12/11)	
REBOUNDS	4 @ SETON HALL (11/12/11)	4 @ SETON HALL (11/12/11)	
ASSISTS	2 @ NJIT (11/26/11)	2 @ NJIT (11/26/11)	
TURNOVERS	5 @ SETON HALL (11/12/11)	5 @ SETON HALL (11/12/11)	
BLOCKS	0	0	
STEALS	1 (3x) LATEST @ Mt. St. MARY's (12/1/11)	1 (3x) LATEST @ Mt. St. MARY's	
MINUTES	40 @ SETON HALL (11/12/11)	40 @ SETON HALL (11/12/11)	

BACKGROUND: SHARPSHOOTER BEN MOCKFORD, A TRANSFER FROM IONA COLLEGE, REDSHIRTED THE 2010-2011 CAMPAIGN AND WILL HAVE THREE YEARS OF ELIGIBILITY FOR THE TERRIERS BEGINNING THIS SEASON. .THE LEFTY WILL BE EXPECTED TO HELP FILL THE VOID OF THE GRADUATED RICKY CADELL AT THE SHOOTING GUARD POSITION...A MEMBER OF COACH BRAICA'S FIRST RECRUITING CLASS.

2011-2012: IONA TRANSFER HAS STARTED ALL 18 CONTESTS AT SHOOTING GUARD...SECOND ON TEAM IN SCORING AT 11.6 PPG....TIED FOR 2ND IN NEC IN 3-POINT FG'S PER GAME (2.8 PG.)...WAS NAMED THE NEC PLAYER OF THE WEEK (12/19/11)...SCORED 22 POINTS AND HIT SIX TREYS IN THE WIN AT NJIT (11/26/11) AND THEN FOLLOWED THAT UP WITH 19 POINTS IN THE VICTORY AT MOUNT (12/1/11)...SCORED A CAREER-HIGH 24 POINTS HIT THE GAME-WINNING TREY (7-10 3's) AT HOWARD WITH 35 SECONDS LEFT (12/12/11)...WAS HELD SCORELESS IN 24 MINUTES FOR THE FIRST TIME THIS SEASON AGAINST QUINNIPIAC (1/5/12)...SCORED A CAREER-HIGH 28 POINTS AND HIT AN NEC AND CAREER-HIGH EIGHT TREYS (1/7/12).

2010-2011- SAT OUT (TRANSFER)

2009-2010 (IONA): GOT HIS FEET WET BY PLAYING IN 18 GAMES FOR THE GAELS. .AVERAGED 4.9 MINUTES PER GAME. .SCORED A SEASON-HIGH NINE POINTS AGAINST MAAC RIVALS SIENA (12/7/09) AND MANHATTAN (2/12/10). .DRAINED A SEASON-HIGH THREE TREYS IN BOTH OF THOSE CONTESTS. .ALSO ADDED SEVEN POINTS AT FAIRLEIGH DICKINSON (12/23/09). .CONVERTED ALL SIX OF HIS ATTEMPTS FROM THE CHARITY STRIPE.

PRIOR TO IONA: THE ENGLAND NATIVE PLAYED FOR APEX' (PENNSAUKEN, NJ) RED SQUAD IN 2008-09 AFTER GRADUATING FROM OAK HILL ACADEMY IN MOUTH OF WILSON, VA IN 2008. AVERAGED 31.5 POINTS AND SIX ASSISTS WHILE SHOOTING NEARLY 50% FROM BEHIND THE ARC IN HIS POST GRADUATE YEAR WITH APEX. AT OAK HILL, HE CONNECTED ON 35% OF HIS THREE POINT ATTEMPTS WHILE PLAYING FOR A SQUAD THAT FINISHED 34-4 OVERALL AND RANKED No. 14 IN THE FINAL NATIONAL PREP POLL. HIS BACKCOURT PARTNER WAS NBA STANDOUT BRANDON JENNINGS OF THE MILWAUKEE BUCKS. A WIDELY RESPECTED TALENT IN GREAT BRITAIN AND IN EUROPE, MOCKFORD SPENT THREE SUMMERS WITH THE ENGLISH NATIONAL PROGRAM. IN 25 INTERNATIONAL APPEARANCES, HE AVERAGED 15.0 POINTS PER GAME. IN 2007, HE WAS THE TOP SCORER IN AN INTERNATIONAL TOURNAMENT IN FRANCE AVERAGING 13 POINTS AND SIX ASSISTS WITH ENGLAND'S U-18 TEAM. IN 2008, MOCKFORD STARRED FOR GREAT BRITAIN'S UNDER-20 EUROPEAN CHAMPIONSHIPS TEAM AND WAS THE YOUNGEST PLAYER ON THE SQUAD AT AGE 18. HIS TWO BREAKOUT EFFORTS INCLUDED A 6-FOR-9, 18-POINT PERFORMANCE FROM BEHIND THE ARC AGAINST NORWAY AND 7-OF-10 WITH 29 POINTS VS. IRELAND. IN 2009 IN THE SAME TOURNAMENT IN MACEDONIA, HE AVERAGED 12.6 POINTS AND DRAINED 13 THREE POINTERS IN HIS TEAM'S FIVE GAMES.

MOCKFORD'S CAREER STATISTICS

YEAR	GP/S	FGM-FGA FG%	3FGM-3FGA	FTM-FTA FT%	PTS	PPG	REB	RPG	AST	TO	BLK	STL
09-10 (Iona)	18-0	9-33, .273	8-28, .286	6-6, 1.00	32	1.8	5	0.3	3	2	0	1
10-11	Transfer year											
11-12	18/18	69-184, .375	50-137, .365	16-21, .762	200	11.3	38	2.2	18	27	1	5
Totals	36/18	77-210, .358	58-165, .351	22-27, .814	232	6.9	43	0.4	21	29	1	6

2011-12 ST. FRANCIS COLLEGE (NY) MEN'S BASKETBALL PLAYER PROFILES



2011-12 St. Francis (NY) Men's Basketball St. Francis (NY) Individual Game-by-Game (as of Jan 19, 2012) All games



#03 MOCKFORD, Ben

Opponent	Date	gs	min	Total		3-Pointers		Free throws		Rebounds				pf	a	t/o	blk	stl	pts	avg	
				fg-fga	pct	3fg-fga	pct	ft-fita	pct	off	def	tot	avg								
at Seton Hall	11/12/11	*	40	4-12	.333	4-10	.400	1-2	.500	0	4	4	4.0	2	1	5	0	0	13	13.0	
at Lafayette	11/16/11	*	33	5-14	.357	2-8	.250	0-0	.000	0	1	1	2.5	1	1	1	0	1	12	12.5	
at Hofstra	11/19/11	*	34	2-10	.200	2-9	.222	2-2	1.000	0	7	7	4.0	3	1	0	0	0	8	11.0	
at St. John's	11/22/11	*	25	2-7	.286	1-4	.250	0-0	.000	1	1	2	3.5	0	2	0	0	0	5	9.5	
at NJIT	11/26/11	*	37	8-15	.533	6-10	.600	0-0	.000	0	3	3	3.4	3	2	1	0	1	22	12.0	
at Mount St. Mary's	12/01/11	*	32	7-16	.438	5-13	.385	0-0	.000	0	3	3	3.3	0	0	0	0	1	19	13.2	
at WAGNER	12/03/11	*	24	2-6	.333	2-5	.400	3-3	1.000	0	0	0	2.9	1	0	3	0	0	9	12.6	
at Colgate	12/10/11	*	29	1-8	.125	1-7	.143	2-2	1.000	0	0	0	2.5	0	0	1	0	0	5	11.6	
at Howard	12/12/11	*	28	7-11	.636	7-10	.700	3-4	.750	0	0	0	2.2	2	0	2	0	0	24	13.0	
ALBANY	12/19/11	*	39	5-9	.556	3-6	.500	0-2	.000	0	2	2	2.2	2	4	2	0	1	13	13.0	
NORFOLK STATE	12/23/11	*	34	3-10	.300	2-8	.250	0-0	.000	0	0	0	2.0	2	1	2	0	0	8	12.5	
BROWN	12/29/11	*	32	3-6	.500	1-1	1.000	0-0	.000	0	3	3	2.1	1	1	3	1	0	7	12.1	
at Army	12/31/11	*	37	6-16	.375	4-12	.333	1-2	.500	0	1	1	2.0	0	1	0	0	0	17	12.5	
QUINNIPIAC	01/05/12	*	24	0-6	.000	0-4	.000	0-0	.000	1	0	1	1.9	1	2	0	0	0	0	11.6	
at Sacred Heart	01/07/12	*	29	10-15	.667	8-13	.615	0-0	.000	1	2	3	2.0	2	0	2	0	1	28	12.7	
MONMOUTH	1/12/12	*	25	1-8	.125	1-6	.167	0-0	.000	0	5	5	2.2	3	1	1	0	0	3	12.1	
FAIRLEIGH DICKINSON	01/14/12	*	29	2-6	.333	0-4	.000	0-0	.000	0	2	2	2.2	1	3	3	0	0	4	11.6	
WAGNER	01/19/12	*	34	1-9	.111	1-7	.143	4-4	1.000	0	3	3	2.2	2	1	4	0	0	7	11.3	
Totals			18	565	69-184	.375	50-137	.365	16-21	.762	3	37	40	2.2	26	21	30	1	5	204	11.3

Games played: 18
Minutes/game: 31.4
Points/game: 11.3
FG Pct: 37.5
3FG Pct: 36.5
FT Pct: 76.2

Rebounds/game: 2.2
Assists/game: 1.2
Turnovers/game: 1.7
Assist/turnover ratio: 0.7
Steals/game: 0.3
Blocks/game: 0.1

2011-12 ST. FRANCIS COLLEGE (NY) MEN'S BASKETBALL PLAYER PROFILES

23 LOWELL ULMER

YEAR: SOPHOMORE

POSITION: FORWARD

HEIGHT: 6-5

WEIGHT:

HOMETOWN: STATEN ISLAND, NEW YORK

HIGH SCHOOL: MCKEE/STATEN ISLAND TECH



SEASON/CAREER HIGH'S	
POINTS	2 (3x) LATEST VS. MONMOUTH (1/12/12)
FIELD GOALS	1 (3x) LATEST VS MONMOUTH (1/12/12)
FIELD GOALS ATTEMPTED	2 (2x) LATEST VS. MONMOUTH (1/12/12)
3PT FIELD GOALS	
3PT FIELD GOALS ATTEMPTED	
FREE THROWS	
FREE THROWS ATTEMPTED	
REBOUNDS	2 (2x) LATEST VS. MONMOUTH (1/12/12)
ASSISTS	
TURNOVERS	1 (2x) LATEST VS. MONMOUTH (1/12/12)
BLOCKS	
STEALS	
MINUTES	9 @ WAGNER (12/3/11)

BACKGROUND: FIRST SEASON AS A TERRIER...SAT OUT THE 2010-2011 CAMPAIGN.

ULMER HAS GOOD SIZE, STRENGTH, AND ATHLETICISM BUT IS STILL CONSIDERED RAW IN TERMS OF HIS SKILL SET. HE'S GOT A GOOD MID-RANGE GAME AND GRABS REBOUNDS IN BUNCHES. HE AVERAGED 16.8 POINTS PER GAME AT STATEN ISLAND TECH DURING THE 2008-2009 SEASON AND WAS A STATEN ISLAND ADVANCE ALL-STAR. ULMER SCORED 20 OR MORE POINTS SEVEN TIMES, INCLUDING A SEASON-HIGH 31 AGAINST CURTIS. HE ALSO PRODUCED A 29-POINT GAME AGAINST CARDOZO. ULMER WAS RATED AS THE 30TH BEST NYC PROSPECT IN THE CLASS OF 2009 BY THE HOOPSCOOP ONLINE.

2011-2012: IS AVERAGING JUST 2.7 MINUTES PER GAME IN NINE CONTESTS.

ULMER'S CAREER STATISTICS

YEAR	GP/S	FGM-FGA FG%	3FGM-3FGA	FTM-FTA FT%	PTS	PPG	REB	RPG	AST	TO	BLK	STL
2011-2012	9/0	3-6, .500	0-0, .000	0-1, .000	6	0.9	8	1.1	1	2	0	0

2011-12 ST. FRANCIS COLLEGE (NY) MEN'S BASKETBALL PLAYER PROFILES



2011-12 St.Francis (NY) Men's Basketball St. Francis (NY) Individual Game-by-Game (as of Jan 19, 2012) All games



#23 ULMER, Lowell

Opponent	Date	gs	min	Total		3-Pointers		Free throws		Rebounds				pf	a	t/o	blk	stl	pts	avg
				fg-fga	pct	3fg-fga	pct	ft-fita	pct	off	def	tot	avg							
at Seton Hall	11/12/11	0	0-0	.000	0-0	.000	0-0	.000	0-0	0	0	0	0.0	1	0	0	0	0	0	0.0
at Lafayette	11/16/11	1	0-0	.000	0-0	.000	0-0	.000	0-0	1	1	2	1.0	2	0	1	0	0	0	0.0
at Hofstra	11/19/11	1	0-0	.000	0-0	.000	0-0	.000	0-0	0	0	0	0.7	1	0	0	0	0	0	0.0
at NJIT	11/26/11	3	1-1	1.000	0-0	.000	0-0	.000	0-0	1	1	2	1.0	0	1	0	0	0	2	0.5
at WAGNER	12/03/11	9	1-2	.500	0-0	.000	0-0	.000	0-1	0	1	1	1.0	2	0	0	0	0	2	0.8
BROWN	12/29/11	2	0-0	.000	0-0	.000	0-0	.000	0-0	0	1	1	1.0	1	0	0	1	0	0	0.7
MONMOUTH	1/12/12	5	1-2	.500	0-0	.000	0-0	.000	0-0	0	2	2	1.1	1	0	1	0	0	2	0.9
FAIRLEIGH DICKINSON	01/14/12	2	0-1	.000	0-0	.000	0-0	.000	0-0	0	0	0	1.0	0	0	0	0	0	0	0.8
WAGNER	01/19/12	1	0-0	.000	0-0	.000	0-0	.000	0-0	0	0	0	0.9	0	0	0	0	0	0	0.7
Totals		0	24	3-6	.500	0-0	.000	0-1	.000	2	6	8	0.9	8	1	2	1	0	6	0.7

Games played: 9
Minutes/game: 2.7
Points/game: 0.7
FG Pct: 50.0
FT Pct: 0.0

Rebounds/game: 0.9
Assists/game: 0.1
Turnovers/game: 0.2
Assist/turnover ratio: 0.5
Blocks/game: 0.1

2011-12 ST. FRANCIS COLLEGE (NY) MEN'S BASKETBALL PLAYER PROFILES

1 BRENT JONES

YEAR: SOPHOMORE

POSITION: GUARD

HEIGHT: 5-10

WEIGHT: 165

HOMETOWN: BROOKLYN, NEW YORK

HIGH SCHOOL: BEDFORD ACADEMY



SEASON/CAREER HIGH'S	
POINTS	14 VS. MONMOUTH (1/12/12)
FIELD GOALS	4 (3X) LATEST VS. MONMOUTH (1/12/12)
FIELD GOALS ATTEMPTED	12 VS. QUINNIPIAC (1/5/12)
3PT FIELD GOALS	1 (5X) LATEST VS. MONMOUTH (1/12/12)
3PT FIELD GOALS ATTEMPTED	6 VS. QUINNIPIAC (1/5/12)
FREE THROWS	5 (2X) LATEST VS. MONMOUTH (1/12/12)
FREE THROWS ATTEMPTED	8 @ WAGNER (12/3/11)
REBOUNDS	5 VS. MONMOUTH (1/12/12)
ASSISTS	7 (2X) LATEST @ SACRED HEART (1/7/12)
TURNOVERS	6 (2X) LATEST VS. WAGNER (1/19/12)
BLOCKS	1 @ SETON HALL (11/12/11)
STEALS	3 (2X) LATEST @ SACRED HEART (1/7/12)
MINUTES	29 VS. QUINNIPIAC (1/5/12)

WILL COMPETE FOR A STARTING NOD AT THE POINT ALONG WITH DRE CALLOWAY AND JUSTIN NEWTON. JONES IS THE QUICKEST OF THE THREE POINT GUARDS AND DOES A GREAT JOB OF PUSHING THE BALL IN TRANSITION. THE BEDFORD ACADEMY PRODUCT, WHO AVERAGED 17.8 POINTS AND 9.5 ASSISTS PER GAME AS A SENIOR, HAD A GAME-HIGH 33 POINTS AND SEVEN STEALS TO LEAD THE PANTHERS PAST SOUTH BRONX, 76-63, IN THE PSAL 'A' CHAMPIONSHIP GAME AT ST. FRANCIS COLLEGE IN 2010 AND WAS NAMED THE GAME'S MOST VALUABLE PLAYER.

2011-2012: IS AVERAGING 19.7 MINUTES PER GAME AND LEADS SQUAD WITH 61 ASSISTS...SCORED NINE POINTS IN THE LOSS AT WAGNER (12/3/11) AND ADDED TWO STEALS...RECORDED FIVE ASSISTS IN THE VICTORY AT NJIT (11/26/11)...CAME UP WITH EIGHT POINTS AND SIX ASSISTS AND THREE STEALS AT COLGATE...DISTRIBUTED A CAREER-HIGH SEVEN HELPERS, INCLUDING THE GAME-WINNER AT HOWARD (12/12/11)... SCORED 12 POINTS IN THE VICTORY AGAINST QUINNIPIAC (1/5/12)...MATCHED A SEASON-HIGH WITH SEVEN ASSISTS AND 3 STEALS IN THE WIN AT SACRED HEART (1/7/12)...SCORED A SEASON-HIGH 14 POINTS AND MATCHES SEASON-HIGH WITH 5 BOARDS AGAINST MONMOUTH (1/12/12)...MADE FIRST CAREER START VERSUS WAGNER (1/19/12) AND RECORDED SIX ASSISTS AND FIVE REBOUNDS.

JONES' CAREER STATISTICS

YEAR	GP/S	FGM-FGA FG%	3FGM-3FGA	FTM-FTA FT%	PTS	PPG	REB	RPG	AST	TO	BLK	STL
2011-2012	16/0	33-104, .317	6-25, .240	24-36 .667	96	6.0	41	2.6	52	45	1	18

2011-12 ST. FRANCIS COLLEGE (NY) MEN'S BASKETBALL PLAYER PROFILES



2011-12 St.Francis (NY) Men's Basketball St. Francis (NY) Individual Game-by-Game (as of Jan 19, 2012) All games



#01 JONES, Brent

Opponent	Date	gs	min	Total		3-Pointers		Free throws		Rebounds				pf	a	t/o	blk	stl	pts	avg
				fg-fga	pct	3fg-fga	pct	ft-fita	pct	off	def	tot	avg							
at Seton Hall	11/12/11		19	1-7	.143	0-1	.000	0-0	.000	0	2	2	2.0	2	5	4	1	0	2	2.0
at Lafayette	11/16/11		13	1-6	.167	1-4	.250	0-0	.000	0	1	1	1.5	1	2	0	0	1	3	2.5
at Hofstra	11/19/11		20	3-6	.500	0-0	.000	0-0	.000	0	4	4	2.3	4	4	3	0	1	6	3.7
at St. John's	11/22/11		1	0-0	.000	0-0	.000	0-0	.000	0	0	0	1.8	0	0	2	0	0	0	2.8
at NJIT	11/26/11		20	1-3	.333	0-1	.000	4-4	1.000	1	3	4	2.2	3	5	3	0	1	6	3.4
at Mount St. Mary's	12/01/11		18	2-6	.333	0-0	.000	2-2	1.000	0	2	2	2.2	1	2	2	0	1	6	3.8
at WAGNER	12/03/11		22	2-9	.222	0-1	.000	5-8	.625	1	3	4	2.4	3	2	4	0	2	9	4.6
at Colgate	12/10/11		24	4-7	.571	0-1	.000	0-1	.000	1	1	2	2.4	4	6	4	0	3	8	5.0
at Howard	12/12/11		25	1-9	.111	0-2	.000	1-2	.500	0	1	1	2.2	2	7	4	0	1	3	4.8
ALBANY	12/19/11		13	0-3	.000	0-0	.000	0-2	.000	0	1	1	2.1	1	3	3	0	0	0	4.3
NORFOLK STATE	12/23/11		16	3-8	.375	1-2	.500	0-1	.000	1	0	1	2.0	2	0	5	0	1	7	4.5
BROWN	12/29/11		13	1-6	.167	1-2	.500	0-0	.000	0	2	2	2.0	4	2	1	0	0	3	4.4
at Army	12/31/11		23	3-7	.429	0-2	.000	2-3	.667	1	2	3	2.1	3	2	1	0	1	8	4.7
QUINNIPIAC	01/05/12		29	4-12	.333	1-6	.167	3-4	.750	1	3	4	2.2	4	2	1	0	2	12	5.2
at Sacred Heart	01/07/12		25	3-8	.375	1-2	.500	2-3	.667	0	5	5	2.4	1	7	2	0	3	9	5.5
MONMOUTH	1/12/12		20	4-7	.571	1-1	1.000	5-6	.833	2	3	5	2.6	2	3	6	0	1	14	6.0
FAIRLEIGH DICKINSON	01/14/12		28	4-7	.571	1-1	1.000	6-6	1.000	0	3	3	2.6	1	3	5	0	1	15	6.5
WAGNER	01/19/12	*	26	2-9	.222	0-3	.000	0-0	.000	1	4	5	2.7	2	6	6	0	2	4	6.4
Totals		1	355	39-120	.325	7-29	.241	30-42	.714	9	40	49	2.7	40	61	56	1	21	115	6.4

Games played: 18
Minutes/game: 19.7
Points/game: 6.4
FG Pct: 32.5
3FG Pct: 24.1
FT Pct: 71.4

Rebounds/game: 2.7
Assists/game: 3.4
Turnovers/game: 3.1
Assist/turnover ratio: 1.1
Steals/game: 1.2
Blocks/game: 0.1

2011-12 ST. FRANCIS COLLEGE (NY) MEN'S BASKETBALL PLAYER PROFILES

11 P.J. SANTAVENERE

YEAR: SOPHOMORE

POSITION: GUARD

HEIGHT: 6-2

WEIGHT: 175

HOMETOWN: MIDDLETOWN, CONN.

HIGH SCHOOL: MIDDLETOWN



SEASON/CAREER HIGH'S	
POINTS	7 vs. MONMOUTH (1/12/12)
FIELD GOALS	2 (3x) LATEST vs. MONMOUTH (1/12/12)
FIELD GOALS ATTEMPTED	4 vs. MONMOUTH (1/12/12)
3PT FIELD GOALS	1 (5x) LATEST vs. WAGNER (1/19/12)
3PT FIELD GOALS ATTEMPTED	2 (3x) LATEST vs. WAGNER (1/19/12)
FREE THROWS	2 vs. MONMOUTH (1/12/12)
FREE THROWS ATTEMPTED	2 (2x) LATEST vs. MONMOUTH (1/12/12)
REBOUNDS	2 @ SETON HALL (11/12/11)
ASSISTS	1 @ LAFAYETTE (11/16/11)
TURNOVERS	1 @ LAFAYETTE (11/16/11)
BLOCKS	0
STEALS	1 @ SACRED HEART (1/7/12)
MINUTES	14 vs. MONMOUTH (1/12/12)

COULD BE A SURPRISE CONTRIBUTOR AT EITHER BACKCOURT POSITION THIS SEASON...HAS THE ABILITY TO GET TO THE RIM AND CAN KNOCK DOWN THE OPEN JUMPER...AVERAGED 11.0 POINTS, 4.2 REBOUNDS, 2.4 ASSISTS, AND 2.1 STEALS PER GAME AT MIDDLETOWN AS A SENIOR...HELPED LEAD THE TEAM TO AN 18-4 RECORD AND A CONFERENCE CHAMPIONSHIP... WAS NAMED AN ALL-CONFERENCE PERFORMER...WAS SELECTED TO PARTICIPATE IN THE MIDDLESEX COUNTY ALL-STAR GAME AND COMPETED FOR THE NORTHERN COUNTY SQUAD...FINEST PERFORMANCE WAS A 30-POINT EXPLOSION AGAINST RIVAL WILBY IN A PLAYOFF GAME.

2011-2012: IS AVERAGING 7.1 MINUTES PER GAME...HIT A TREY AT SETON HALL IN THE SEASON-OPENER (11/12/11)...SCORED FOUR POINTS IN SEVEN MINUTES IN THE VICTORY AT HOWARD... PLAYED A SEASON-HIGH 12 MINUTES AND SCORED 5 POINTS IN THE VICTORY AT SACRED HEART (1/7/12)...SCORED A SEASON-HIGH 7 POINTS IN THE VICTORY AGAINST MONMOUTH (1/12/12)

SANTAVENERE'S CAREER STATISTICS

YEAR	GP/S	FGM-FGA FG%	3FGM-3FGA	FTM-FTA FT%	PTS	PPG	REB	RPG	AST	TO	BLK	STL
2011-2012	11/0	10-26, .385	5-18, .278	6-8, .750	31	2.6	6	0.5	2	4	0	1

2011-12 ST. FRANCIS COLLEGE (NY) MEN'S BASKETBALL PLAYER PROFILES



2011-12 St.Francis (NY) Men's Basketball St. Francis (NY) Individual Game-by-Game (as of Jan 19, 2012) All games



#11 SANTAVENERE, P.J.

Opponent	Date	gs	min	Total		3-Pointers		Free throws		Rebounds				pf	a	t/o	blk	stl	pts	avg
				fg-fga	pct	3fg-fga	pct	ft-fga	pct	off	def	tot	avg							
at Seton Hall	11/12/11		4	1-1	1.000	1-1	1.000	0-0	.000	1	1	2	2.0	0	0	0	0	0	3	3.0
at Lafayette	11/16/11		6	0-0	.000	0-0	.000	1-2	.500	0	1	1	1.5	1	1	0	0	0	1	2.0
at Hofstra	11/19/11		7	1-4	.250	1-4	.250	0-0	.000	0	0	0	1.0	1	0	1	0	0	3	2.3
at St. John's	11/22/11		3	0-2	.000	0-2	.000	0-0	.000	0	0	0	0.8	1	0	0	0	0	0	1.8
at NJIT	11/26/11		6	0-1	.000	0-1	.000	2-2	1.000	0	1	1	0.8	0	0	1	0	0	2	1.8
at WAGNER	12/03/11		9	0-1	.000	0-1	.000	0-0	.000	0	0	0	0.7	0	1	1	0	0	0	1.5
at Howard	12/12/11		7	2-3	.667	0-1	.000	0-0	.000	0	1	1	0.7	0	0	0	0	0	4	1.9
ALBANY	12/19/11		3	0-2	.000	0-1	.000	0-0	.000	0	0	0	0.6	3	0	1	0	0	0	1.6
at Sacred Heart	01/07/12		12	2-3	.667	1-2	.500	0-0	.000	0	0	0	0.6	2	0	0	0	1	5	2.0
MONMOUTH	1/12/12		14	2-4	.500	1-2	.500	2-2	1.000	1	0	1	0.6	3	0	0	0	0	7	2.5
FAIRLEIGH DICKINSON	01/14/12		2	0-1	.000	0-1	.000	0-0	.000	0	0	0	0.5	0	0	0	0	0	0	2.3
WAGNER	01/19/12		6	2-4	.500	1-2	.500	1-2	.500	0	0	0	0.5	2	0	0	0	0	6	2.6
Totals		0	79	10-26	.385	5-18	.278	6-8	.750	2	4	6	0.5	13	2	4	0	1	31	2.6

Games played: 12
Minutes/game: 6.6
Points/game: 2.6
FG Pct: 38.5
3FG Pct: 27.8
FT Pct: 75.0

Rebounds/game: 0.5
Assists/game: 0.2
Turnovers/game: 0.3
Assist/turnover ratio: 0.5
Steals/game: 0.1

2011-12 ST. FRANCIS COLLEGE (NY) MEN'S BASKETBALL PLAYER PROFILES

5 JALEN CANNON

YEAR: FRESHMAN

POSITION: FORWARD

HEIGHT: 6-6

WEIGHT 225

HOMETOWN: ALLENTOWN, PA

HIGH SCHOOL: WILLIAM ALLEN



SEASON/CAREER HIGH'S	
POINTS	14 (2x) LATEST VS. QUINNIPIAC (1/5/12)
FIELD GOALS	7 @ COLGATE (12/10/11)
FIELD GOALS ATTEMPTED	9 @ COLGATE (12/10/11)
3PT FIELD GOALS	0
3PT FIELD GOALS ATTEMPTED	0
FREE THROWS	4 (4x) LATEST @ SACRED HEART (1/7/12)
FREE THROWS ATTEMPTED	7 VS. QUINNIPIAC (1/5/12)
REBOUNDS	13 @ ARMY (12/31/11)
ASSISTS	2 VS. MONMOUTH (1/12/12)
TURNOVERS	3 (2x) LATEST VS. MONMOUTH (1/12/12)
BLOCKS	3 @ MOUNT ST. MARY'S (12/1/11)
STEALS	3 @ HOFSTRA (11/19/11)
MINUTES	31 (2x) LATEST @ ARMY (12/31/11)

CANNON WAS NAMED THE MORNING CALL (LEHIGH VALLEY) CO-PLAYER OF THE YEAR ALONG WITH VILLANOVA FRESHMAN DARRUN HILLIARD. CANNON HELPED LEAD THE CANARIES TO A 23-5 RECORD AND WAS NAMED SECOND TEAM ALL-STATE (PIAA 4A) AFTER AVERAGING 19.6 POINTS, 10.3 REBOUNDS, AND 1.5 BLOCKS PER GAME. CANNON POURED IN 550 POINTS IN HIS SENIOR SEASON AND RECORDED TWO GAMES OF 30 OR MORE POINTS (VS. WHITEHALL AND POCONO MOUNTAIN EAST). CANNON ALSO SCORED 22 POINTS AND RIPPED 20 CAROMS IN THE DISTRICT II CLASS 4A CHAMPIONSHIP GAME VICTORY AGAINST LIBERTY. "JALEN IS A VERY SKILLED LOW-POST PLAYER WHO PLAYS VERY HARD EVERY SINGLE NIGHT," BRAICA SAID. "HE WILL GIVE US ANOTHER SCORING OPTION INSIDE AND I EXPECT HIM TO HELP US IMMEDIATELY ON THE BOARDS."

2011-2012: HAS STARTED THE LAST FIVE CONTESTS AT POWER FORWARD...IS AVERAGING 22.3 MINUTES PER GAME...IS LEADING THE TEAM IN REBOUNDING AT 7.6 PER GAME, WHICH IS GOOD FOR 9TH IN THE CONFERENCE...IS THIRD IN THE NEC IN OFFENSIVE BOARDS (34 PG.)...THE CURRENT NEC ROOKIE OF THE WEEK...NEARLY RECORDED A DOUBLE-DOUBLE WITH 10 POINT, 9 REBOUNDS EFFORT IN THE VICTORY AT MOUNT (12/1/11)...RECORDED A SEASON-HIGH 14 POINTS (7-9 FG) AND PULLED DOWN EIGHT BOARDS AT COLGATE (12/10/11)...RECORDED HIS FIRST CAREER DOUBLE-DOUBLE WITH 13 POINTS AND 10 REBOUNDS IN THE VICTORY AT HOWARD (12/12/11)...RECORDED 10 POINTS AND 9 BOARDS IN THE WIN AGAINST BROWN (12/29/11)...PULLED DOWN A CAREER-HIGH 13 CAROMS AT ARMY (12/31/11) IN HIS FIRST CAREER START...TIED HIS SEASON-HIGH WITH 14 POINTS IN THE VICTORY AGAINST QUINNIPIAC (1/5/12)...RECORDED HIS SECOND DOUBLE-DOUBLE WITH A 13 POINT, 12 REBOUND PERFORMANCE AGAINST MONMOUTH (1/12/12)

CANNON'S CAREER STATISTICS

CANNON'S CAREER STATISTICS																
YEAR	GP/S	FGM-FGA	FG%	3FGM-3FGA	FTM-FTA	FT%	PTS	PPG	REB	RPG	AST	TO	BLK	STL		
2011-2012	17/5	54-93	.581	0-0	.000		36-58	.621	144	8.0	137	7.6	9	19	10	9

2011-12 ST. FRANCIS COLLEGE (NY) MEN'S BASKETBALL PLAYER PROFILES



2011-12 St. Francis (NY) Men's Basketball St. Francis (NY) Individual Game-by-Game (as of Jan 19, 2012) All games



#05 CANNON, Jalen

Opponent	Date	gs	min	Total		3-Pointers		Free throws		Rebounds				pf	a	t/o	blk	stl	pts	avg
				fg-fga	pct	3fg-fga	pct	ft-fa	pct	off	def	tot	avg							
at Seton Hall	11/12/11		21	1-3	.333	0-0	.000	0-0	.000	3	4	7	7.0	2	1	1	2	0	2	2.0
at Lafayette	11/16/11		19	2-7	.286	0-0	.000	1-2	.500	5	4	9	8.0	5	0	0	0	0	5	3.5
at Hofstra	11/19/11		11	0-0	.000	0-0	.000	0-0	.000	2	2	4	6.7	1	0	1	0	3	0	2.3
at St. John's	11/22/11		12	1-4	.250	0-0	.000	0-2	.000	6	1	7	6.8	1	0	0	0	0	2	2.3
at NJIT	11/26/11		15	3-5	.600	0-0	.000	0-5	.000	5	3	8	7.0	1	0	2	1	0	6	3.0
at Mount St. Mary's	12/01/11		21	3-3	1.000	0-0	.000	4-4	1.000	4	5	9	7.3	3	1	0	3	0	10	4.2
at WAGNER	12/03/11		12	2-3	.667	0-0	.000	3-6	.500	0	1	1	6.4	5	0	2	0	0	7	4.6
at Colgate	12/10/11		25	7-9	.778	0-0	.000	0-0	.000	4	4	8	6.6	2	1	3	0	1	14	5.8
at Howard	12/12/11		31	4-6	.667	0-0	.000	5-6	.833	3	7	10	7.0	2	1	2	0	0	13	6.6
ALBANY	12/19/11		13	2-3	.667	0-0	.000	0-0	.000	2	2	4	6.7	4	0	1	0	0	4	6.3
NORFOLK STATE	12/23/11		22	3-6	.500	0-0	.000	1-3	.333	2	3	5	6.5	4	1	0	0	1	7	6.4
BROWN	12/29/11		23	4-7	.571	0-0	.000	2-4	.500	3	6	9	6.8	1	0	1	1	0	10	6.7
at Army	12/31/11	*	31	2-7	.286	0-0	.000	4-4	1.000	8	5	13	7.2	3	0	1	1	0	8	6.8
QUINNIPIAC	01/05/12	*	26	5-7	.714	0-0	.000	4-7	.571	4	2	6	7.1	2	0	0	1	1	14	7.3
at Sacred Heart	01/07/12	*	21	2-5	.400	0-0	.000	4-4	1.000	2	2	4	6.9	2	1	0	0	0	8	7.3
MONMOUTH	1/12/12	*	29	5-6	.833	0-0	.000	3-4	.750	2	10	12	7.3	2	2	3	1	1	13	7.7
FAIRLEIGH DICKINSON	01/14/12	*	36	3-6	.500	0-0	.000	4-6	.667	3	9	12	7.5	1	1	2	0	1	10	7.8
WAGNER	01/19/12	*	33	5-6	.833	0-0	.000	1-1	1.000	3	6	9	7.6	0	0	0	0	1	11	8.0
Totals		6	401	54-93	.581	0-0	.000	36-58	.621	61	76	137	7.6	41	9	19	10	9	144	8.0

Games played: 18
Minutes/game: 22.3
Points/game: 8.0
FG Pct: 58.1
FT Pct: 62.1

Rebounds/game: 7.6
Assists/game: 0.5
Turnovers/game: 1.1
Assist/turnover ratio: 0.5
Steals/game: 0.5
Blocks/game: 0.6

2011-12 ST. FRANCIS COLLEGE (NY) MEN'S BASKETBALL PLAYER PROFILES

34 KEVIN DOUGLAS

YEAR: FRESHMAN

POSITION: FORWARD

HEIGHT: 6-5

WEIGHT: 175

HOMETOWN: FREDERICK DOUGLASS ACADEMY

HIGH SCHOOL: BRONX, NEW YORK



SEASON/CAREER HIGH'S

POINTS	9 @ COLGATE (12/10/11)
FIELD GOALS	4 @ COLGATE (12/10/11)
FIELD GOALS ATTEMPTED	7 @ COLGATE (12/10/11)
3PT FIELD GOALS	1 (4x) LATEST VS. BROWN (12/29/11)
3PT FIELD GOALS ATTEMPTED	2 (3x) LATEST @ COLGATE (12/10/11)
FREE THROWS	4 @ HOFSTRA (11/19/11)
FREE THROWS ATTEMPTED	4 (3x) LATEST @ SACRED HEART (1/7/12)
REBOUNDS	8 @ WAGNER (12/3/11)
ASSISTS	2 VS. NORFOLK STATE (12/23/11)
TURNOVERS	1 @ LAFAYETTE (11/16/11)
BLOCKS	1 (2x) LATEST @ COLGATE (12/10/11)
STEALS	2 (2x) LATEST @ ARMY (12/31/11)
MINUTES	24 @ WAGNER (12/3/11)

DOUGLAS, WHO WAS NAMED TO THE NEW YORK POST THIRD TEAM ALL BRONX SQUAD, AVERAGED 17.3 POINTS, 9.2 REBOUNDS, AND 2.3 BLOCKS PER GAME LAST SEASON AT FDA III. HE HELPED LEAD THE LIONS TO A 27-2 RECORD AND A BERTH IN THE CLASS "B" FINALS AGAINST PATHWAYS, WHICH HAPPENED TO BE HELD AT ST. FRANCIS COLLEGE. DOUGLAS SCORED 23 POINTS ON HIS FUTURE HOME COURT AFTER RACKING UP 26 POINTS AND 13 REBOUNDS IN THE QUARTERFINALS AGAINST AUGUST MARTIN, AND HE ALSO ADDED 16 POINTS AGAINST MEDGAR EVERS IN THE SEMIFINALS. DOUGLAS ALSO AVERAGED 19.9 POINTS AND 11.3 REBOUNDS PER GAME AS A JUNIOR. "KEVIN HAS THE ABILITY TO PLAY THE SHOOTING GUARD AND SMALL FORWARD POSITION," BRAICA SAID. "HE'S EXTREMELY ATHLETIC AND CAN SCORE IN A VARIETY OF WAYS."

2011-2012: IS AVERAGING 12.3 MINUTES PER GAME...MADE HIS FIRST CAREER START AGAINST ALBANY...SCORED SEVEN POINTS AND GRABBED A SEASON-HIGH EIGHT REBOUNDS AT WAGNER (12/3/11)...CAME UP WITH TWO STEALS IN THE VICTORY AT THE MOUNT (12/1/11)...SCORED A SEASON-HIGH NINE POINTS AND GRABBED SIX REBOUNDS

DOUGLAS'S CAREER STATISTICS

YEAR	GP/S	FGM-FGA FG%	3FGM-3FGA	FTM-FTA FT%	PTS	PPG	REB	RPG	AST	TO	BLK	STL
2011-2012	17/1	19-58, .328	5-23, .217	14-18, .778	57	3.2	39	2.2	8	13	3	11

2011-12 ST. FRANCIS COLLEGE (NY) MEN'S BASKETBALL PLAYER PROFILES



2011-12 St. Francis (NY) Men's Basketball St. Francis (NY) Individual Game-by-Game (as of Jan 19, 2012) All games



#34 DOUGLAS, Kevin

Opponent	Date	gs	min	Total		3-Pointers		Free throws		Rebounds				pf	a	t/o	blk	stl	pts	avg
				fg-fga	pct	3fg-fga	pct	ft-fga	pct	off	def	tot	avg							
at Seton Hall	11/12/11		7	1-2	.500	1-1	1.000	0-0	.000	0	2	2	2.0	1	0	1	0	1	3	3.0
at Lafayette	11/16/11		18	2-4	.500	0-1	.000	0-0	.000	0	0	0	1.0	2	0	0	0	0	4	3.5
at Hofstra	11/19/11		13	0-2	.000	0-1	.000	4-4	1.000	0	2	2	1.3	3	1	0	1	0	4	3.7
at St. John's	11/22/11		7	1-3	.333	1-2	.500	0-0	.000	0	1	1	1.3	4	0	1	0	1	3	3.5
at NJIT	11/26/11		9	0-4	.000	0-2	.000	0-0	.000	0	0	0	1.0	1	0	0	0	1	0	2.8
at Mount St. Mary's	12/01/11		11	0-1	.000	0-0	.000	0-0	.000	1	0	1	1.0	2	0	0	0	2	0	2.3
at WAGNER	12/03/11		24	2-6	.333	0-2	.000	3-4	.750	2	6	8	2.0	3	1	1	0	1	7	3.0
at Colgate	12/10/11		20	4-7	.571	1-2	.500	0-1	.000	0	6	6	2.5	2	0	0	1	1	9	3.8
at Howard	12/12/11		12	1-5	.200	0-2	.000	0-0	.000	0	1	1	2.3	3	1	0	0	0	2	3.6
ALBANY	12/19/11	*	10	1-2	.500	1-2	.500	0-0	.000	0	3	3	2.4	3	0	1	0	0	3	3.5
NORFOLK STATE	12/23/11		12	1-5	.200	0-3	.000	0-1	.000	2	3	5	2.6	3	2	1	0	0	2	3.4
BROWN	12/29/11		14	2-4	.500	1-1	1.000	0-0	.000	0	1	1	2.5	1	0	0	0	0	5	3.5
at Army	12/31/11		7	1-4	.250	0-1	.000	0-0	.000	0	2	2	2.5	1	0	2	0	2	2	3.4
QUINNIPIAC	01/05/12		14	0-2	.000	0-1	.000	0-0	.000	0	1	1	2.4	3	0	2	0	0	0	3.1
at Sacred Heart	01/07/12		10	0-2	.000	0-1	.000	3-4	.750	0	3	3	2.4	2	1	0	0	1	3	3.1
MONMOUTH	1/12/12		9	2-2	1.000	0-0	.000	0-0	.000	0	1	1	2.3	1	0	2	0	1	4	3.2
FAIRLEIGH DICKINSON	01/14/12		13	1-2	.500	0-0	.000	4-4	1.000	0	0	0	2.2	3	1	0	0	0	6	3.4
WAGNER	01/19/12		12	0-1	.000	0-1	.000	0-0	.000	0	2	2	2.2	4	1	2	1	0	0	3.2
Totals		1	222	19-58	.328	5-23	.217	14-18	.778	5	34	39	2.2	42	8	13	3	11	57	3.2

Games played: 18
Minutes/game: 12.3
Points/game: 3.2
FG Pct: 32.8
3FG Pct: 21.7
FT Pct: 77.8

Rebounds/game: 2.2
Assists/game: 0.4
Turnovers/game: 0.7
Assist/turnover ratio: 0.6
Steals/game: 0.6
Blocks/game: 0.2

ST. FRANCIS COLLEGE (NY) MEN'S BASKETBALL HISTORY

ST. FRANCIS COLLEGE BOASTS THE OLDEST BASKETBALL PROGRAM AMONG NEW YORK CITY'S COLLEGES, PUTTING ITS FIRST PLAYERS ON THE COURT IN 1896 ONLY FIVE YEARS AFTER DR. JAMES NAI-SMITH INVENTED THE GAME. THE COLLEGE'S FIRST RECORDED GAME CAME IN 1901 AGAINST BROWN UNIVERSITY. THE BOYS FROM BROOKLYN FINISHED THE 1901 SEASON WITH A 13-1 MARK.

ST. FRANCIS WAS A MAJOR PLAYER ON THE SPORTS SCENE DURING THE CITY'S COLLEGE BASKETBALL GLORY DAYS OF THE 1940S AND 1950S. THE 1942 SQUAD AVERAGED 59 POINTS PER GAME AND IN 1949 THE TERRIERS BECAME THE FIRST TEAM IN THE NEW YORK CITY AREA TO HAVE ITS GAMES BROADCAST ON TELEVISION. ST. FRANCIS DEFEATED SETON HALL IN THE INAUGURAL TELECAST ON WPIX. IN THE '50S THE TEAM COMPETED IN THE NATIONAL INVITATION TOURNAMENT (NIT) SEVERAL TIMES AND WAS RANKED SECOND IN THE NATION IN 1955, A SEASON IN WHICH THE TERRIERS STRUNG TOGETHER 18 CONSECUTIVE WINS.

IN THE 1953-1954 SEASON, THE TERRIERS ACCUMULATED THE HIGHEST WIN TOTAL IN THE 105-YEAR HISTORY OF ST. FRANCIS BASKETBALL, 23 WINS AND 5 LOSSES. THAT YEAR, THE ST. FRANCIS COLLEGE TERRIERS PARTICIPATED IN THE NIT FOR THE FIRST TIME IN SCHOOL HISTORY, LOSING TO HOLY CROSS IN THE QUARTERFINALS. IN 2003, THE TERRIERS PARTICIPATED IN THE PRESEASON NIT FOR THE FIRST TIME IN SCHOOL HISTORY, LOSING TO THE UNIVERSITY OF MASSACHUSETTS IN THE FIRST ROUND.

THE 1998-1999 TEAM, HAD THEIR FIRST 20-WIN SEASON IN 43 YEARS. PRIOR TO THE 1998-99 SEASON, THE LAST ST. FRANCIS TEAM TO SURPASS THE 20-WIN MARK WAS THE 1955-1956 TEAM LED BY HEAD COACH DANIEL LYNCH, WITH AN OVERALL RECORD OF 21-4.

OVER THE LAST DECADE, THE TERRIERS HAVE COME CLOSE TO WINNING THEIR FIRST NORTHEAST CONFERENCE CHAMPIONSHIP AND EARNING THEIR FIRST INVITATION TO THE NCAA BASKETBALL TOURNAMENT. DURING THAT TIME THE TEAM HAS WON TWO NEC REGULAR SEASON TITLES – INCLUDING A SHARE OF THE CROWN IN 2003-04 – AND HAS MADE FIVE NEC TOURNAMENT SEMIFINAL AND TWO CHAMPIONSHIP GAME APPEARANCES.

THE TERRIERS ARE ONE OF JUST FIVE SCHOOLS THAT HAVE NEVER MADE THE NCAAs DESPITE BEING MEMBERS OF DIVISION I SINCE THE MODERN RE-CLASSIFICATION OF THE DIVISION IN 1948. THE OTHERS ARE WILLIAM & MARY, ARMY, NORTHWESTERN, AND THE CITADEL.

ST. FRANCIS COLLEGE (NY) MEN'S BASKETBALL RECORDS

1,000 POINT CLUB – CAREER

Ricky Cadell	1,662
Darrwin Purdie	1,613
Dennis McDermott	1,578
Manny Figueroa	1,532
Al Inniss	1,503
Jerome Williams	1,490
Richy Dominguez	1,482
Angel Santana	1,476
John Conforti	1,435
Gerard Trapp	1,434
Vernon Stokes	1,336
Anthony D'Elia	1,304
Lou Myers	1,259
Robert Jackson	1,243
Jamaal Womack	1,153
Hank Daubenschmidt	1,129
Jim Raftery	1,114
Kevin Henry	1,111
Ron Arnold	1,105
Lester Yellin	1,102
Cliff Strong	1,090
Steven Howard	1,081
Gil Radday	1,068
Stefan Perunicic	1,067
Nestor Cora	1,034
Roy Reardon	1,028
Lorenzo Distant	1,027

POINTS – SEASON

Ray Minlend	680	1998-99
Ken Lam	605	1971-72
Steven Howard	587	2000-01
Dennis McDermott	578	1972-73
Dennis McDermott	571	1973-74
John Conforti	560	1968-69
Richy Dominguez	541	2000-01
Robert Jackson	535	1983-84
Nestor Cora	532	1977-78
Darrwin Purdie	519	1986-87

REBOUNDS – CAREER

Jerome Williams	1,018
Darrwin Purdie	748
Dennis McDermott	708
Robert Jackson	675
Heberth Reyes	666
Richy Dominguez	651
Manny Figueroa	636
Cliff Strong	596
Lorenzo Distant	589
Gerard Trapp	578

REBOUNDS – SEASON

Jerome Williams	311	1974-75
Jerome Williams	279	1975-76
Manny Figueroa	271	1976-77
Jerome Williams	268	1973-74
Robert Jackson	263	1983-84
Andre Kibbler	263	1987-88
Dennis McDermott	258	1973-74
Dennis McDermott	253	1971-72
Lester James	251	1991-92
Jack McCue	245	1971-72

FIELD GOALS MADE – CAREER

Darrwin Purdie	651
Jerome Williams	650
Dennis McDermott	629
Gerard Trapp	613
John Conforti	605
Ricky Cadell	551
Robert Jackson	537
Richy Dominguez	527
Angel Santana	474
Lou Myers	457

FIELD GOALS MADE – SEASON

Ken Lam	256	1971-72
John Conforti	231	1968-69
Dennis McDermott	229	1972-73
Nestor Cora	227	1977-78
Robert Jackson	226	1983-84
Dennis McDermott	224	1973-74
Gerard Trapp	216	1976-77
John Conforti	215	1969-70
Ray Minlend	210	1998-99
Darrwin Purdie	208	1986-87

FIELD GOALS ATTEMPTED-CAREER

Gerard Trapp	1,441
Darrwin Purdie	1,376
Ricky Cadell	1,347
Dennis McDermott	1,339
Jerome Williams	1,274
John Conforti	1,267
Angel Santana	1,254
Richy Dominguez	1,106
Robert Jackson	1,068
Lou Myers	1,043

FIELD GOALS ATTEMPTED – SEASON

Gerard Trapp	503	1976-77
John Conforti	495	1968-69
Ken Lam	494	1971-72
Dennis McDermott	471	1972-73
Dennis McDermott	464	1973-74
Ray Minlend	452	1998-99
Steven Howard	447	2000-01
Robert Jackson	446	1983-84
Nestor Cora	444	1977-78
Darrwin Purdie	444	1987-88

FIELD GOAL % - CAREER

(Min. 100 FG Made)

Lester James	.622 (296-476)
Chris Sockwell	.614 (290-472)
Eric Greene	.611 (143-234)
Dennis Kwiecinski	.570 (110-193)
Heberth Reyes	.549 (292-532)
Akeem Johnson	.546 (206-377)
Chris Phillips	.538 (243-452)
Marlon Lewis	.533 (114-214)
Eric Thompson	.527 (206-398)
Jerome Williams	.510 (650-1,274)

ST. FRANCIS COLLEGE (NY) MEN'S BASKETBALL RECORDS

FIELD GOAL % - SEASON

(Min. 75 Field Goals Made)

Lester James	.693 (149/215)	1990-91
Eric Greene	.641 (107/167)	1979-80
Chris Sockwell	.637 (135/212)	2002-03
James Raftery	.612 (115/188)	1962-63
Terryl Coombs	.611 (102/167)	1989-90
Chris Sockwell	.596 (155/260)	2001-02
Heberth Reyes.	.594 (76/128)	1998-99
Joe O'Neill.	.572 (99/173)	1985-86
Earl Roberts.	.571 (136/238)	1969-70
Heberth Reyes	.571 (88/154)	1999-00

3-POINT FG MADE - CAREER

Angel Santana	294
Stefan Perunicic	257
Ricky Cadell	222
Jamaal Womack	220
Mike Wilson	217
Lou Myers	154
Jason Morgan	151
Steven Howard	143
Tory Cavalieri	134
Henry LaLane	134

3-POINT FG MADE - SEASON

Jason Morgan	100	2001-02
Angel Santana	100	99-2000
Steven Howard	92	2000-01
Stefan Perunicic	87	2008-09
Angel Santana	83	1998-99
Mike Wilson	82	2003-04
Tory Cavalieri	76	2004-05
Jamaal Womack	72	2007-08
Ricky Cadell	72	2009-10
Bryan Willcox	66	1993-94

3-POINT FG ATTEMPTED - CAREER

Angel Santana	822
Stefan Perunicic	702
Ricky Cadell	620
Jamaal Womack	605
Mike Wilson	547
Lou Myers	429
Jason Morgan	414
Henry LaLane	403
Steven Howard	394
Tory Cavalieri	349

3-POINT FG ATTEMPTED- SEASON

Angel Santana	284	1999-2000
Jason Morgan	277	2001-02
Steven Howard	254	2000-01
Jamaal Womack	229	2007-08
Angel Santana	225	1998-99
Stefan Perunicic	224	2008-09
Bryan Willcox	205	1993-94
Ricky Cadell	202	2009-10
Ricky Cadell	201	2010-11
Mike Wilson	192	2003-04

3-POINT FG % - CAREER

(Min. 75 3-Point Goals Made)

Mike Wilson	.392 (217-547)
Tory Cavalieri	.384 (134-349)
John Quintana	.384 (84-237)
John Thomas	.382 (50-131)
Steve Mickens	.371 (109-294)
Ron Arnold	.368 (21-57)
Stefan Perunicic	.366(257-702)
Jason Morgan	.365 (151-414)
Steven Howard	.363 (143-394)
Ricky Cadell	.358 (222-620)

3-POINT FIELD GOAL % - SEASON

(Min. 15 3-Point FG Made)

John Quintana	.457 (32/70)	2002-03
Tanel Tein	.452 (33/73)	1998-99
Mike Wilson	.427 (82-192)	2003-04
John Thomas	.422 (35/83)	1997-98
Tory Cavalieri	.420 (76/181)	2004-05
Steve Mickens	.415 (51/123)	1988-89
Charles Hatcher	.415 (17/41)	1991-92
Kevin Israel	.412 (21/51)	1989-90
Richy Dominguez	.411 (23/56)	1998-99
Christian Brown	.406 (52/128)	2004-05

FREE THROWS MADE - CAREER

Richy Dominguez	337
Dennis McDermott	320
Ricky Cadell	319
Ray Minlend	295
Jim Luisi	293
Darrwin Purdie	288
Cliff Strong	288
Thomas Carroll	261
Steven Howard	250
Roy Reardon	246

FREE THROWS MADE - SEASON

Ray Minlend	229	1998-99
Vernon Stokes	188	1952-53
Steven Howard	153	2000-01
John Thomas	150	1996-97
Dan Mannix	148	1955-56
Tom Gallagher	140	1948-49
Richy Dominguez	135	2000-01
Akeem Bennett	135	2009-10
Jim Luisi	134	1949-50
Brian Jones	127	1990-91

FREE THROWS ATTEMPTED - CAREER

Richy Dominguez	522
Ricky Cadell	440
Cliff Strong	429
Dennis McDermott	419
Darrwin Purdie	416
Thomas Carroll	406
Ray Minlend	403
Jim Luisi	399 (50-51 season not included)
Thomas Gallagher	396
John Conforti	380

FREE THROWS ATTEMPTED - SEASON

Ray Minlend	305	1998-99
Vernon Stokes	299	1952-53
Tom Gallagher	228	1948-49
Dan Mannix	212	1955-56
Vernon Stokes	210	1950-51
Akeem Bennett	208	2009-2010
Jim Luisi	202	1949-50
Richy Dominguez	193	2000-01
Vernon Stokes	192	1951-52
John Thomas	191	1996-97

ST. FRANCIS COLLEGE (NY) MEN'S BASKETBALL RECORDS

FREE THROW % - CAREER

(Min. 75 FT Made)

Steven Howard	.820 (250-305)
Edgar DeLaRosa	.815 (150-184)
Angel Santana	.810 (234-289)
Mike Wilson	.806 (112-139)
Tory Cavalieri	.802 (202-252)
John Quintana	.797(137-172)
Gerard Trapp	.797 (208-261)
Robert Bailey	.791 (182-230)
Kevin Henry	.785 (241-307)
John Arnold	.781 (153-196)

FREE THROW % - SEASON

(Min. 40 FT Made)

Tory Cavalieri	.863 (69/80)	2002-03
Angel Santana	.861 (68/79)	1996-97
Steven Howard	.855 (153/179)	2000-01
Fred Schneider	.854 (70/82)	1959-60
Jim Paguaga	.842 (64/76)	1985-86
Tony Babin	.841 (53/63)	1975-76
John Arnold	.828 (53/64)	1991-92
Doug Smith	.823 (75/91)	1967-68
Gerard Trapp	.816 (58/71)	1975-76
John Quintana	.816 (40/49)	2002-03

ASSISTS - CAREER

Greg Nunn	534
Tory Cavalieri	465
Edgar DeLaRosa	393
Rodney Henry	346
Jim Paguaga	317
Lynn Smith	301
John Arnold	293
Gerard Trapp	281
Larry Wingate	271
Jamaal Womack	266

ASSISTS - SEASON

Jim Paguaga	223	1985-86
Lynn Smith	185	1990-91
Greg Nunn	184	1999-00
Tory Cavalieri	169	2002-03
Edgar DeLaRosa	167	1982-83
Tory Cavalieri	162	2003-04
Greg Nunn	157	2000-01
Edgar DeLaRosa	154	1981-82
Greg Nunn	151	1998-99
Rodney Henry	139	1987-88

BLOCKS - CAREER

Julian McKelly	244
Heberth Reyes	186
Richard Lugo	125
Devon Neckles	109
Robert Jackson	102
Chris Sockwel	94
Darrwin Purdie	85
Lester James	78
Herman Wrice	78
Eric Thompson	53