



2011-12 WOMEN'S BASKETBALL GAME NOTES



2011-12 SCHEDULE & RESULTS

Nov.13	@ UPENN	L 70-61 (OT)
Nov. 16	ARMY	L 59-43
Nov. 19	@ IUPUI	L 75-56
Nov. 23	COLUMBIA	W 48-44
Nov. 27	@ UALBANY	L 50-34
Nov. 30	RIDER	L 68-48
Dec. 3	@ WAGNER *	L 49-45
Dec. 5	@ MOUNT ST. MARY'S*	L 70-48
Dec. 11	@ DELAWARE STATE	L 73-66
Dec. 13	FAIRFIELD	L 53-30
Dec. 18	@ YALE	2:00 PM
Dec. 21	LAFAYETTE	5:00 PM
Dec. 28	@ MANHATTAN	7:00 PM
JAN. 7	QUINNIPIAC *	2:00 PM
JAN. 9	@ SACRED HEART *	7:00 PM
JAN. 14	FDU	*2:00 PM
JAN. 16	MONMOUTH *	2:00 PM
JAN. 21	WAGNER *	2:00 PM
JAN. 23	MOUNT ST. MARY'S*	7:00 PM
JAN. 28	@ ROBERT MORRIS *	4:00 PM
JAN. 30	@ SAINT FRANCIS (PA)*	7:00 PM
FEB. 4	BRYANT *	2:00 PM
FEB. 6	CCSU *	7:00 PM
FEB. 12	@ LONG ISLAND *	2:00 PM
FEB. 15	LONG ISLAND * &	7:00 PM
FEB. 18	SACRED HEART *	2:00 PM
FEB. 20	@ QUINNIPIAC *	7:00 PM
FEB. 25	@ FDU *	4:30 PM
FEB. 27	@ MONMOUTH *	7:00 PM

HOME GAMES IN BOLD/CAPS
GAME TIMES SUBJECT TO CHANGE

*DENOTES NORTHEAST CONFERENCE CONTEST

& 19TH ANNUAL BATTLE OF BROOKLYN

\$ GAME BROADCASTED ON MSG
NETWORK

ST. FRANCIS OVERALL RECORD:
279-771 (.265)

ST. FRANCIS NEC RECORD:
90-351 (.204)

ST. FRANCIS COLLEGE (NY) TERRIERS (1-9; 0-2 NEC)

VS.
YALE UNIVERSITY BULLDOGS
(4-4; 0-0 IVY)



Non-Conference Game # 11
SUNDAY, DECEMBER 18TH, 2011
2:00 PM

JOHN J. LEE AMPHITHEATER (2,532)
NEW HAVEN, CONNECTICUT



GAME DAY MEDIA INFORMATION

VIDEO STREAMING/LIVE STATS:
WWW.YALEBULLDOGS.COM

TWITTER FEEDS:

@SFCTERRIERS @YALEWBBDAWGZ

BARK BIGGER THAN BITE: TERRIERS AND YALE BULLDOGS SET FOR NON-CONFERENCE ACTION THIS AFTERNOON.

- ST. FRANCIS IS BACK ON THE ROAD AS THE TERRIERS HEAD TO NEW HAVEN, CONNECTICUT TO SQUARE OFF AGAINST THE YALE UNIVERSITY BULLDOGS IN NON-CONFERENCE ACTION.
- THIS MARKS ONLY THE THIRD MEETING BETWEEN THE TWO TEAMS WITH THE HEAD-TO-HEAD MEETING DEADLOCKED AT A WIN APIECE
- THE SERIES DATES BACK TO THE 1994-95 SEASON IN WHICH THE TERRIERS DEFEATED THE BULLDOGS, 66-48 IN BROOKLYN HEIGHTS.
- HEAD COACH BRENDA MILANO HAS NEVER FACED YALE IN HER COACHING CAREER.
- THE TERRIERS ARE LOOKING TO SNAP A SEASON-HIGH SIX-GAME LOSING STREAK AFTER FALLING TO FAIRFIELD UNIVERSITY, 50-33 ON TUESDAY EVENING AT THE POPE PHYSICAL EDUCATION CENTER.
- FRESHMAN GUARD KATIE FOX SCORED A CAREER-HIGH 10 POINTS TO PAVE THE WAY FOR THE TERRIERS AGAINST THE STAGS.
- ST. FRANCIS IS 10-27 AGAINST MEMBERS OF THE IVY LEAGUE IN THEIR PROGRAM'S HISTORY
- THE TERRIERS ARE 1-1 AGAINST IVY LEAGUE OPPONENTS THIS SEASON, AFTER DEFEATING THE COLUMBIA LIONS 48-44 BACK ON NOV.23 AT THE POPE PHYSICAL EDUCATION CENTER.

SERIES BREAKDOWN



AT YALE	0-1
AT SFC	1-0
NEUTRAL	0-0

LAST MEETING 1995-96

ST. FRANCIS (NY) 41
YALE 53

@ JOHN J. LEE
AMPHITHEATER
NEW HAVEN,
CONNECTICUT

SNFY STREAK VS OPP
LOST 1

CURRENT STREAK: L6

MILANO V. TEAM
0-0

SNFY V. YALE

LAST FIVE CONTEST
1995-96 L 53-41 @YALE
1994-95 W 66-48@SFC

SCOUTING REPORT
YALE UNIVERSITY BULLDOGS
HEAD COACH
CHRIS GOBRECHT

ALMA MATER
SOUTHERN CALIFORNIA '77

SCHOOL REC
66-109 (7 YEARS)

OVERALL RECORD
491-420 (32 YEARS)

LATEST RESULT
DECEMBER 7TH, 2011
BOSTON 54
YALE 59
JOHN J. LEE
AMPHITHEATER
NEW HAVEN, CT

'11-'12 NOTES

TOP 15 IN NEC IN ASSISTS: CAREER-HIGH 10 PTS VS. FAIRFIELD
TRI-CAPTAIN: SEASON-HIGH 15 PTS ON TWO OCCASIONS
TRI-CAPTAIN: SEASON-HIGH 10 PTS VS. DELAWARE STATE
TRI-CAPTAIN: LEADS TEAM IN REJECTIONS (5)
AVERAGING 14.0 PPG AND 7.2 REBOUNDS IN LAST 5 GAMES

PROBABLE STARTERS

NO. PLAYER	Pos.	Yr.	Ht.	PPG	RPG	APG
21. KATIE FOX	G	Fr	5-4	3.0	3.2	2.4
1 JASMIN ROBINSON	G	So	5-4	9.2	4.0	2.6
11 STEFANIE BINGHAM	G/F	Jr	5-8	3.0	2.0	1.1
12. KIM SNAUWAERT	F	Jr	6-1	3.1	2.6	1.4
34 JAYMEE VENNEY	F	Fr	6-0	10.2	5.4	0.5

RESERVES

NO. PLAYER	Pos.	Yr.	Ht.	PPG	RPG	APG
14 SARAH BENEDETTI	G/F	Fr	5-10	6.4	1.8	0.5
25 OZANA MARGINEAN	G	So	5-7	1.2	0.4	0.4
30 KELLY MYERS	F	Fr	6-0	3.0	2.6	0.6
31 KILEY GRABBE	F	So	6-2	---	---	---
33 MADELINE JANKOWSKI	G	Fr	5-8	0.6	0.2	0.2
41 EILIDH SIMPSON	G	Fr	5-7	4.4	1.6	1.0
44 JESSICA KAUFMAN	F	Fr	5-11	9.2	7.4	1.4
50 COLETTE HOUNSHELL	F	Fr	6-1	4.3	2.4	0.6

'11-'12 NOTES

7TH IN THE NEC IN 3-PT% (36.6%); 10TH IN 3-PT FG MADE (1)
SEASON-HIGH THREE ASSISTS @UPENN (11/13/11)
CAREER-HIGH 9 PTS AND 7 REBOUNDS VS. WAGNER (12/3/11)
CAREER-HIGH 16 PTS, 10 REBS AT LAFAYETTE (11/23/10)
BANKED IN THREE POINTER VS. ARMY (11/16/11)
CAREER HIGH SIX POINTS VS. DELAWARE STATE (12/11/11)
DNP IN FIVE STRAIGHT GAMES; CAREER-HIGH 16 PTS @UPENN
SHOOTING 78% FROM CHARITY STRIPE (11-OF-14); TEAM-LEADING



2011-12 ST. FRANCIS (NY) WOMEN'S BASKETBALL GAME NOTES



MEDIA POLICIES

• ALL MEDIA REQUESTS FOR INTERVIEWS WITH ST. FRANCIS (NY) WOMEN'S BASKETBALL PLAYERS AND COACHES SHOULD BE DIRECTED TO ASSISTANT SPORTS INFORMATION DIRECTOR, BRIAN MORALES, 24 HOURS IN ADVANCE.

• THE PLAYERS' DORMS, TRAINING ROOM AND WEIGHT ROOM ARE OFF LIMITS.

• THE ST. FRANCIS (NY) LOCKER ROOM IS CLOSED TO THE MEDIA FOLLOWING THE GAME. THE TEAM IS ALLOWED THE CUSTOMARY 10-MINUTE COOLING OFF PERIOD AND TIME WITH THE COACHING STAFF TO MEET WITH THE TEAM AFTER EACH GAME.

THE ST. FRANCIS (NY) SPORTS INFORMATION DEPARTMENT WILL SECURE COACH AND STUDENT-ATHLETES FOR INTERVIEWS.

CREDENTIAL REQUESTS

• CREDENTIAL REQUESTS MUST BE MADE BY SPORTS EDITORS OR SPORTS DIRECTORS VIA E-MAIL NO LATER THAN FIVE DAYS PRIOR TO AN EVENT. THEY MAY BE FAXED TO 718-797-2140 OR EMAILED TO BRIAN MORALES AT BMORALES@STFRANCISCOLLEGE.EDU

2011-12 NUMERICAL

NO. PLAYER	Pos.	CL HT.	HOMETOWN/PREVIOUS SCHOOL
1 JASMIN ROBINSON	G	So 5-4	BROOKLYN, NY/ MEDGAR EVERS PREPARATORY
11 STEFANIE BINGHAM	G	Jr 5-8	WILLINGBORO, NJ/WILLINGBORO
12 KIM SNAUWAERT	F	Jr 6-1	HOOGLEDE, BELGIUM/ KLEIN SEMINARIE ROESSELARE
14 SARAH BENEDETTI	F	Fr 5-10	CANTON, CT/CANTON
21 KATIE FOX	G	Fr 5-4	TWINSBURG, OH/TWINSBURG
25 OZANA MARGINEAN	G	So 5-7	ARAD, ROMANIA
30 KELLY MYERS	F	Fr 6-0	COVENTRY, CT/COVENTRY
31 KILEY GRABBE	C	So 6-2	MULLICA HILL, NJ/CLEARVIEW REGIONAL
33 MADDIE JANKOWSKI	G	Fr 5-8	MIDDLE VILLAGE, NY/ SAINT MARY'S OF MANHASSET
34 JAYMEE VENEEY	F	Fr 6-0	FAIRBORN, OH/FAIRBORN
41 EILIDH SIMPSON	G	Fr 5-7	MELBOURNE, AUSTRALIA/ MORDIALLOC COLLEGE
44 JESSICA KAUFMAN	F	Fr 5-11	MELBOURNE, AUSTRALIA/ PRESENTATION COLLEGE WINDSOR
50 COLETTE HOUNSHELL	F	Fr 6-1	KIRTLAND, OH/LAKE CATHOLIC

HEAD COACH:

BRENDA MILANO, NINTH SEASON, WAGNER COLLEGE '95

ASSOCIATE HEAD COACH:

JOHN THURSTON, SECOND SEASON, SETON HALL '70

ASSISTANT COACH:

DIONNE DODSON, FOURTH SEASON, MUSKINGUM '93

ASSISTANT COACH:

KAITLYN VICAN, FIRST SEASON, FORDHAM UNIVERSITY '10

HOW YOU SAY:

# 14	SARAH BENEDETTI:	BEN-E-DET-TEE
# 31	KILEY GRABBE:	GRAB-BEE
# 50	COLETTE HOUNSHELL:	HOUN-SHELL
# 33	MADDIE JANKOWSKI:	JAN-COW-SKI
# 25	OZANA MARGINEAN:	MAR-GIN-KNEE-IN
# 41	EILIDH SIMPSON:	A-LEE
# 12	KIM SNAUWAERT:	S-NOW-WART
# 34	JAYMEE VENEEY:	VA-NAY

ROSTER BREAKDOWN

CLASS:

JUNIORS: (2) STEFANIE BINGHAM, KIM SNAUWAERT;
SOPHOMORE: (3) KILEY GRABBE, OZANA MARGINEAN,
JASMIN ROBINSON;
FRESHMEN: (8) SARAH BENEDETTI, KATIE FOX, CO-
LETTE HOUNSHELL, MADELINE JANKOWSKI, JESSICA
KAUFMAN, KELLY MYERS, EILIDH SIMPSON, JAYMEE
VENEY;

BY STATE & COUNTRY

CONNECTICUT: (2) SARAH BENEDETTI, KELLY MYERS;
NEW YORK: (2) MADELINE JANKOWSKI, JASMIN RO-
BINSON;
NEW JERSEY: (2) STEFANIE BINGHAM, KILEY GRABBE;
OHIO: (3) KATIE FOX, COLETTE HOUNSHELL, JAYMEE
VENEY;
AUSTRALIA: (2) EILIDH SIMPSON, JESSICA KAUFMAN;
BELGIUM: (1) KIM SNAUWAERT;
ROMANIA: (1) OZANA MARGINEAN

BY THE NUMBERS 2011-12 SEASON STATISTICS

	YALE	SFNY
POINTS SCORED	517	479
POINTS SCORED OPP	564	611
SCORING OFFENSE	64.6	47.9
SCORING DEFENSE	70.5	61.1
SCORING MARGIN	-5.9	-13.2
REBOUNDING PER GAME	35.4	31.3
REBOUNDING OPP	42.2	33.4
REBOUNDING MARGIN	-6.9	-2.1
FG % OFFENSE	37.9%	41.0%
FG % DEFENSE	45.0%	39.6%
3-PT % OFFENSE	30.4%	32.7%
3-PT % DEFENSE	34.3%	31.1%
3-PT FG/GAME	6.0	3.6
3-PT FG/GAME OPP	3.0	5.2
ASSISTS PER GAME	15.0	11.1
ASSISTS AGAINST/GAME	13.6	13.3
TURNOVERS PER GAME	18.9	22.1
TURNOVERS FORCED	21.1	12.9
TURNOVER MARGIN	+2.3	-9.2
ASSIST/TO RATIO (OFF)	0.8	0.5
ASSIST/TO RATIO (DEF)	0.6	1.0
STEALS PER GAME	10.1	6.2
STEALS AGAINST/GAME	9.0	10.9
BLOCKS PER GAME	4.4	1.8
BLOCKS AGAINST/GAME	3.5	3.2

COACHING MATCH UP

TERRIERS:

NINTH-YEAR HEAD COACH BRENDA MILANO HOLDS AN OVERALL RECORD OF 55-185 (.229) AT ST. FRANCIS. SHE IS 36-109 AGAINST NORTH-EAST CONFERENCE OPPONENTS. MILANO HASN'T COACHED AGAINST THE YALE BULLDOGS IN HER COACHING CAREER.

BULLDOGS

HEAD COACH CHRIS GOBRECHT IS IN HER SEVENTH SEASON AT THE HELM OF THE BULLDOGS. SHE HAS COMPILED A 66-109 RECORD IN HER TENURE WHILE ACCUMULATING A CAREER RECORD OF 491-420 OVER 32 YEARS ON SIDELINES. SHE HAS YET TO FACE THE TERRIERS IN HER CAREER





2011-12 ST. FRANCIS (NY) WOMEN'S BASKETBALL GAME NOTES



SCOUTING YALE UNIVERSITY

- THE BULLDOGS ENTER THIS AFTERNOON'S CONTEST LOOKING TO HALT A TWO-GAME LOSING STREAK AFTER FALLING TO THE BOSTON UNIVERSITY TERRIERS, 59-54 AT HOME ON DECEMBER 7TH.
- YALE IS 1-1 AT THE JOHN J. LEE AMPHITHEATER THIS SEASON.
- MEGAN VAZQUEZ IS THE TEAM'S LEADING SCORER AT 15.9 PPG AND POSTING A TEAM-HIGH 28.6 MINUTES A CONTEST.
- JANNA GRAF, THE TEAM'S SECOND LEADING SCORER, IS LEADING THE TEAM IN REBOUNDING, PULLING DOWN 5.5 A CONTEST.
- AS A WHOLE, THE BULLDOGS ARE SHOOTING 37.9% FROM THE FIELD, WHILE CONNECTING FOR 30% FROM THE OUTSIDE AND SHOOTING 66% FROM THE FREE-THROW LINE.

2011-12 YALE UNIVERSITY BULLDOGS WOMEN'S BASKETBALL ROSTER

1 SARAH HALEJIAN	G Fr. 5-9
10 HAYDEN LATHAM	G Fr. 5-9
11 ZENAB KEITA	C So. 6-2
13 ALEXANDRA OSBORN-JONES	F So. 6-1
14 ALLIE MESSIMER	G Jr. 5-8
15 MEGAN VASQUEZ	G Jr. 5-8
21 ALICIA SEELAUS	F Jr. 6-0
24 BRIANNA SEGERSON	G Sr. 5-8
25 AMANDA TYSON	G So. 5-7
31 AARICA WEST	G Jr. 5-10
33 ARRICE BRYANT	C Fr. 6-2
34 JANNA GRAF	F So. 6-0
44 MICHELLE CASHEN	F Sr. 6-0

HEAD COACH: CHRIS GOBRECHT
(SOUTHERN CALIFORNIA '77, 7TH SEASON)

ASSISTANT COACHES:
ALLISON GUTH (ILLINOIS '04),
JARIETTA BENTON (DEPAUL '06),
KELLY ROTAN (JUNIATA '10)



LAST TIME OUT

Official Basketball Box Score - Game Totals - Final Statistics

Fairfield vs St. Francis (NY)

12/13/11 07:00 PM at Brooklyn Heights, New York

Fairfield 53 • 6-3

#	Player		Total		3-Ptr		Rebounds		PF	TP	A	TO	Blk	Stl	Min
			FG	FGA	FG	FGA	FT	FTA							
23	Johnson, Taryn	f	6-10	0-0	0-0	5	4	9	1	12	1	1	2	1	26
44	Czynski, Katie	f	5-12	1-3	0-1	0	2	2	0	11	0	0	2	1	34
12	Linney, Katelyn	g	5-14	3-9	0-0	0	0	0	1	13	1	1	0	1	34
13	Vazquez, Alexys	g	2-6	2-4	0-0	0	2	2	6	3	1	0	1	1	35
21	Pina, Desiree	g	4-7	0-3	0-0	1	3	4	0	8	6	2	0	3	37
03	Paulus, Sarah	g	0-0	0-0	0-0	0	1	1	0	0	0	1	0	0	4
05	DeCruz, Felicia	g	0-2	0-0	1-2	0	1	1	0	1	1	0	0	0	9
10	Akon-Akech, C	g	0-0	0-0	0-0	0	0	0	0	0	0	0	0	0	0
11	MacFarlane, Brittany	g	1-4	0-1	0-0	0	5	2	2	1	0	0	0	1	15
14	Vetra, Laura	g	0-0	0-0	0-0	0	0	0	0	0	0	0	0	0	3
32	Obi-Tabot, Brittany	g	0-0	0-0	0-1	0	0	0	1	0	1	0	0	0	3
Team						4	2	6							
Totals			23-55	6-20	1-4	10	20	30	7	53	14	6	4	8	200

FG % 1st Half: 13-32 40.6% 2nd half: 10-23 43.5% Game: 23-55 41.8%
3FG % 1st Half: 6-15 40.0% 2nd half: 0-5 0.0% Game: 6-20 30.0%
FT % 1st Half: 0-0 0.0% 2nd half: 1-4 25.0% Game: 1-4 25.0%



St. Francis (NY) 30 • 1-9

#	Player		Total		3-Ptr		Rebounds		PF	TP	A	TO	Blk	Stl	Min
			FG	FGA	FG	FGA	FT	FTA							
12	SNAUWAERT, Kim	f	1-7	0-1	0-0	3	2	5	2	2	0	3	0	0	32
34	VENEV, Jaymee	f	4-13	0-0	1-4	2	7	9	2	9	1	2	0	1	34
01	ROBINSON, Jasmin	g	1-2	0-0	2-3	0	3	3	1	4	1	3	0	0	34
11	BINGHAM, Stefanie	g	0-1	0-0	0-0	0	2	2	1	0	1	3	0	0	13
21	FOX, Katie	g	4-8	2-4	0-0	0	3	3	2	10	0	3	0	0	30
14	BENEDETTI, Sarah	g	0-1	0-1	0-0	0	3	3	0	0	0	0	0	1	17
25	MARGINEAN, Ozana	g	0-1	0-0	0-0	0	1	1	1	0	1	1	0	0	14
30	MYERS, Kelly	g	1-2	0-0	0-0	0	1	1	5	2	2	1	0	0	11
33	JANKOWSKI, Madeline	g	0-2	0-2	0-0	0	0	0	0	0	0	0	0	0	3
41	SIMPSON, Ellidh	g	1-2	1-1	0-0	0	1	1	0	3	0	2	0	0	12
Team						4	1	5							
Totals			12-39	3-9	3-7	9	24	33	14	30	6	21	0	2	200

FG % 1st Half: 8-17 47.1% 2nd half: 4-22 18.2% Game: 12-39 30.8%
3FG % 1st Half: 2-4 50.0% 2nd half: 1-5 20.0% Game: 3-9 33.3%
FT % 1st Half: 3-5 60.0% 2nd half: 0-2 0.0% Game: 3-7 42.9%

Officials: Kevin Ruland; Brian Callahan; Sharvez Brown
Technical fouls: Fairfield-None. St. Francis (NY)-None.
Attendance: 107

Score by periods			1st	2nd	Total
Fairfield			32	21	53
St. Francis (NY)			21	9	30

Last FG - FFD 2nd-01:23, SPYVW 2nd-04:31.
Largest lead - FFD by 27 2nd-05:09, SPYVW None.

Points	In	Off	2nd	Fast	Bench
FFD	20	25	14	0	3
SPYVW	14	2	4	0	5

Score tied - 0 times.
Lead changed - 0 times.

MILANO'S RECORD VS. TEAMS FROM:

ALABAMA	0-2
COLORADO	1-0
CONNECTICUT	10-30
DELAWARE	0-2
FLORIDA	0-3
INDIANA	1-1
MAINE	0-1
MARYLAND	3-20
MASSACHUSETTS	1-1
NEW HAMPSHIRE	0-1
NEW JERSEY	8-26
NEW YORK	21-50
PENNSYLVANIA	10-34
RHODE ISLAND	0-8
TEXAS	0-1
VERMONT	0-1
VIRGINIA	0-1

2011-12 ST. FRANCIS COLLEGE QUICK FACTS

LOCATION: BROOKLYN HEIGHTS, NY
FOUNDED: 1859

ADDRESS: 180 REMSEN STREET,
BROOKLYN HEIGHTS,
NY 11201
ENROLLMENT: 2,300
NICKNAME: TERRIERS
COLORS: RED & BLUE
AFFILIATION: NCAA DIVISION I
CONFERENCE: NORTHEAST
HOME COURT: POPE PHYSICAL
EDUCATION CENTER
(1,200)

PRESIDENT:
BRENDAN J. DUGAN '68

ATHLETICS DIRECTOR:
IRMA GARCIA '80

ASSOC. DIRECTOR OF ATHLETICS:
ANTHONY KURTIN '00

ASSISTANT ATHLETICS DIRECTOR:
CARL QUIGELY '75

DIRECTOR OF ATHLETIC MARKETING
SENIOR WOMAN'S ADMINISTRATOR:
MEGHAN K. O'BRIEN

DIRECTOR OF COMPLIANCE:
JIM HOFFMAN

PRESS ROW PHONE NUMBER:
(718) 489-5412

WOMEN'S BASKETBALL INFORMATION

HEAD BASKETBALL COACH:
BRENDA MILANO (WAGNER '95)

RECORD AT ST. FRANCIS COLLEGE:
55-185: 9TH SEASON

OVERALL COLLEGE COACHING RECORD:
SAME

OVERALL CONFERENCE RECORD:
36-110: 9TH SEASON

ASSOCIATE HEAD COACH:
JOHN THURSTON (SETON HALL '70)
SECOND SEASON

ASSISTANT COACHES:
DIONNE DODSON (MUSKINGUM '93)
FOURTH SEASON

KAITLYN VICAN (FORDHAM '10)
FIRST SEASON

BASKETBALL OFFICE PHONE:
(718) 489-5303

BEST TIME TO CALL:
AFTERNOON

OVERALL PROGRAM RECORD:
279-771 (.265)

OVERALL PROGRAM CONF RECORD:
90-351 (.204)

2010-11 OVERALL RECORD:
2-27

2010-11 CONF REC/FINISH:
0-18/12TH

PLAYERS RETURNING: 5
PLAYERS LOST: 8
STARTER RETURNING: 2
STARTERS LOST: 3
NEWCOMERS: 8



2011-12 ST. FRANCIS (NY) WOMEN'S BASKETBALL INSIDER



NEXT UP FOR ST. FRANCIS:

THE TERRIERS WILL RETURN HOME TO TAKE ON PATRIOT LEAGUE MEMBER LAFAYETTE COLLEGE ON DECEMBER 21ST. TIP-OFF IS SCHEDULED FOR 5:00 PM

ODDS & ENDS

- ST. FRANCIS IS SHOOTING **44%** FROM THE FIELD IN THE LAST FIVE CONTEST WHILE HOLDING THEIR OPPONENTS TO JUST **40%** FROM THE FIELD.
- THE TERRIERS HAVE CONVERTED **17-49 (34%)** FROM THREE-POINT LAND OVER THEIR LAST FIVE GAMES.
- FRESHMAN FORWARD JAYMEE VENEEY (FAIRBORN, OH/FAIRBORN) IS AVERAGING A TEAM-HIGH **14.0 PPG** AND **7.2 REBOUNDS** IN HER LAST FIVE MATCHUPS. THE FRESHMAN FORWARD HAS NETTED **70 POINTS** DURING THIS STRETCH WHILE SHOOTING **55%** FROM THE FIELD AND **69%** FROM THE FREE-THROW LINE.
- AMONGST THE 12-NORTHEAST CONFERENCE SCHOOLS, ST. FRANCIS RANKS **3RD** IN FIELD GOAL % (**42.0%**); **4TH** IN 3-POINT FG % (**32.7%**), **6TH** IN FREE-THROW % (**67.7%**) AND **9TH** IN ASSISTS (**11.6 APG**)

TERRIER THREE PARTY

THE TERRIERS HAVE MADE A THREE-POINT FIELD GOAL IN 182 STRAIGHT GAMES.

THE LAST TIME THEY DIDN'T CONNECT ON AN OUTSIDE SHOT WAS NOVEMBER 23, 2005 @ LAFAYETTE WHERE THEY WENT 0-4 FROM BEYOND THE ARC

VA-VA VOOM

FRESHMAN FORWARD JAYMEE VENEEY HAS PUT UP STELLAR NUMBERS OVER HER LAST THREE CONTESTS.

THE NATIVE OF FAIRBORN, OH, IS AVERAGING **15.0 PPG** AND **8.7 REBOUNDS** OVER HER THE PRIOR THREE GAMES.

AGAINST DELAWARE STATE (12/11/11), THE NATIVE OF FAIRBORN, OHIO POSTED HER FIRST CAREER DOUBLE-DOUBLE AS SHE FINISHED THE CONTEST WITH A TEAM AND NEW CAREER-HIGH **19 POINTS** AND **10 REBOUNDS**.

DOGGY DOG WORLD

THE TERRIERS ARE 6-28 ALL-TIME AGAINST TEAMS THAT ARE ASSOCIATED TO THE CANINE FAMILY.

THOSE TEAMS INCLUDE THE UALBANY GREAT DANES, BRYANT BULLDOGS, UMBC RETRIEVERS, NORTHEASTERN HUSKIES, SIENA SAINTS (ST. BENARDS ARE THEIR LOGO) AND THE YALE BULLDOGS.

FRESH IMPACT

OF THE **449** TOTAL POINTS SCORED BY THE TERRIERS THIS SEASON, **64%** OF THE SCORING IS CREDITED TO THE EIGHT NEWCOMERS TO BROOKLYN HEIGHTS. THE GROUP HAS TALLIED **291** TOTAL POINTS THIS SEASON.

MAKING IT COUNT AT THE LINE
THE TRIO OF FRESHMEN JAYMEE VENEEY, COLETTE HOUNSHELL AND JUNIOR FORWARD KIM SNAUWAERT ARE ALL SHOOTING **75%** OR BETTER FROM THE CHARITY STRIPE. SNAUWAERT IS 3-OF-4 FROM THE LINE WHILE HOUNSHELL HAS ONLY MISSED THREE SHOTS ON THE SEASON (11-OF-14).

ST. FRANCIS VS. THE IVY LEAGUE

THE TERRIERS ARE 10-27 ALL-TIME AGAINST MEMBERS OF THE IVY LEAGUE.

THIS SEASON, ST. FRANCIS HAS SPLIT THEIR TWO CONTEST AGAINST THE IVY LEAGUE, FALLING IN THE SEASON OPENER IN OVERTIME TO UPENN AND PICKING UP THEIR FIRST WIN OF THE SEASON AT HOME AGAINST COLUMBIA UNIVERSITY.

MY OH MYERS

FRESHMAN FORWARD KELLY MYERS SCORED A CAREER-HIGH NINE POINTS AND PULLED DOWN SEVEN REBOUNDS IN HER FIRST NORTHEAST CONFERENCE CONTEST AGAINST THE WAGNER COLLEGE SEAHAWKS ON DECEMBER 3RD.

SHE MADE HER FIRST CAREER APPEARANCE ON NOVEMBER 30TH AGAINST RIDER.

THE NATIVE OF COVENTRY, CT FINISHED THE CONTEST WITH FOUR POINTS, FOUR REBOUNDS, ONE ASSIST AND A BLOCK WHILE LOGGING 17 MINUTES OF ACTION.

MEET THE SIMPSONS: HOMER, MARGE, BART, LISA, MAGGIE & EILIDH:

OTHER THAN SHARING THE LAST NAME OF THE POPULAR US CARTOON, FRESHMAN GUARD EILIDH SIMPSON IS ALL BUSINESS ON THE COURT.

THE NATIVE OF MELBOURNE, AUSTRALIA, STARTED HAS STARTED IN BACK-TO-BACK CONTEST FOLLOWING HER FIRST CAREER APPEARANCE BACK ON NOVEMBER 30TH.

THE FRESHMAN GUARD IS AVERAGING **4.3 PPG** WHILE LOGGING 25 MINUTES OF ACTION A CONTEST.

SMOOTH JAZZ

SECOND YEAR GUARD JASMIN ROBINSON RECORDED HER 12TH DOUBLE-DIGIT SCORING PERFORMANCE AS THE NATIVE OF BROOKLYN, NY RECORDED 15 POINTS AND DISHED OUT FOUR ASSISTS AGAINST DELAWARE STATE (12/11/11)

MINT MILANO

NINTH YEAR HEAD COACH BRENDA MILANO PICKED UP CAREER VICTORY #55 AFTER HER SQUAD DEFEATED COLUMBIA, 48-44, ON WEDNESDAY EVENING.

MILANO'S 25TH VICTORY ALSO CAME AGAINST THE LIONS BACK ON DECEMBER 5TH, 2006.

TERRIER RANKINGS IN THE NORTHEAST CONFERENCE SCORING

23RD--> JAYMEE VENEEY (10.3 PPG)
25TH--> JASMIN ROBINSON (9.8 PPG)

FIELD GOAL %
3RD--> JASMIN ROBINSON (54.5%)

FREE-THROW %
8TH--> JAYMEE VENEEY (78.1%)

3-POINT FIELD GOAL %
T-7TH--> SARAH BENEDETTI (37.5%)

3-POINT FIELD GOAL MADE
10TH--> SARAH BENEDETTI (15)

ASSISTS
12TH--> JASMIN ROBINSON (2.78 APG)
15TH--> KATIE FOX (2.67 APG)

MINUTES PLAYED
15TH--> KATIE FOX (31.3 MPG)

FREEBIES FROM THE LINE

AS A TEAM, THE TERRIERS ARE SHOOTING **66%** FROM THE CHARITY STRIPE, AN INCREASE FROM LAST SEASON'S 64.5% TOTAL

NO KAUF-Y BREAK HERE

ALTHOUGH FRESHMAN FORWARD JESSICA KAUFMAN (MELBOURNE, AUSTRALIA) HAS MISSED THE LAST FIVE CONTEST, SHE IS ADAPTING HER GAME TO THE DIVISON I LEVEL.

KAUFMAN HAS PULLED DOWN FIVE OR MORE REBOUNDS IN EACH OF HER FIRST FIVE GAMES THIS SEASON WHILE SETTING A CAREER-HIGH 10 AGAINST COLUMBIA (NOVEMBER 23) .

FROM DOWNTOWN

FRESHMAN FORWARD SARAH BENEDETTI CAN LIGHT IT UP FROM BEYOND THE ARC.

ON THE SEASON, SHE IS SHOOTING **36%** FROM THE OUTSIDE, GOOD FOR 7TH IN THE NEC FOR 3PT FIELD GOAL %.

BENEDETTI HAS KNOCKED IN AT LEAST TWO THREE POINTERS IN FOUR OF NINE GAMES THIS SEASON WHILE SHOOTING **38%** FROM DOWNTOWN IN HER LAST FIVE CONTESTS.

FOX TROT CHARLIE

FRESHMAN POINT GUARD KATIE FOX IS RANKED IN THE TOP 15 OF THE NORTHEAST CONFERENCE IN ASSISTS.

SHE DISHED OUT A GAME-HIGH FIVE ASSISTS IN HER FIRST COLLEGIATE CONTEST AGAINST UPENN.



2011-12 ST. FRANCIS (NY) WOMEN'S BASKETBALL INSIDER



LOOKING TO STOP THE SKID
THE TERRIERS ARE LOOKING TO ERASE A CURRENT SIX-GAME LOSING STREAK

THEIR LONE WIN OF THE SEASON (AGAINST COLUMBIA) STOPPED A 21-GAME STREAK DATING BACK TO LAST SEASON.

FINAL FIVE MINUTES

IN THE FINAL FIVE MINUTES OF THE CONTEST, ST. FRANCIS IS SHOOTING 33% FROM THE FIELD WHILE THEIR OPPONENTS ARE AT A 34% PACE.

THE TERRIERS HAVE DISHED OUT 16 ASSISTS IN THIS TIME PERIOD.

NEW YORK STATE OF MIND

ST. FRANCIS HAS BATTLED FOUR TEAMS FROM THE EMPIRE STATE.

SO FAR, ST. FRANCIS IS 1-3 HAVING DEFEATED COLUMBIA BACK ON 11/23.

ST. FRANCIS WILL BE PITTED AGAINST THREE MORE TEAMS FROM NYC, MANHATTAN COLLEGE ON DECEMBER 28TH, A HOME CONTEST AGAINST WAGNER ON JANUARY 21 AND A HOME-AND-HOME SERIES WITH LONG ISLAND UNIVERSITY.

STOP HOUNDING ME

FRESHMAN FORWARD COLETTE HOUNSHELL SCORED A CAREER-HIGH 14 POINTS AGAINST IUPUI. FOR THE NATIVE OF KIRTLAND, OH, IT WAS HER FIRST DOUBLE-DIGIT SCORING PERFORMANCE

RETURNING THE FAVOR

OF THE 11 NON-CONFERENCE GAMES SCHEDULED FOR THE 2011-12 TERRIERS;

NINE OF THOSE CONTEST ARE AGAINST TEAMS THAT THEY FACED LAST SEASON. THE TWO NEW OPPONENTS FOR THE TERRIERS THIS SEASON ARE RIDER UNIVERSITY AND YALE UNIVERSITY BULLDOGS,

THE BUCKEYE STATE SETTLING IN THE HEIGHTS

ST. FRANCIS (NY) WOMEN'S BASKETBALL TEAM HAS TIES TO THE STATE OF OHIO, "THE BUCKEYE STATE"

- FOURTH-YEAR ASSISTANT COACH DIONNE DODSON AND FORMER ASSISTANT COACH CHRISTINE STRAGISHER, ARE ALUMNUS OF MUSKINGUM UNIVERSITY, LOCATED IN NEW CONCORD, OHIO

- THREE CURRENT PLAYERS, ALL FRESHMEN, HAIL FROM OHIO: KATIE FOX (TWINSBURG), JAYMEE VENNEY (FAIRBORN) AND COLETTE HOUNSHELL (KIRTLAND)

CONNECTING THE DOTS

THE TERRIERS WERE ALSO ABLE TO RECRUIT IN CONNECTICUT AS THEY BROUGHT IN FRESHMEN SARAH BENEDETTI AND KELLY MYERS FROM THE NUTMEG STATE.

MYERS IS A THREE-TIME ALL-STATE SELECTION. THIS PAST SEASON, SHE ACHIEVED A TREMENDOUS MILESTONE BY SCORING OVER 1,000 POINTS AND PULLING DOWN OVER 1,000 REBOUNDS.

SHE LED HER TEAM IN BOTH SCORING AND REBOUNDING ALL OF HER FOUR YEARS

#WINNING#

THE TERRIERS SNAPPED A 21-GAME LOSING SKID AS THEY DEFEATED COLUMBIA UNIVERSITY, 48-44, ON NOV 30TH AT THE POPE PE CENTER.

IT WAS THE FIRST WIN FOR THE PROGRAM IN NEARLY 11 MONTHS AS THEY PREVIOUSLY BEAT STONY BROOK

AUSSIE AUSSIE

THE ST. FRANCIS TERRIERS COACHING STAFF WAS BUSY THIS SUMMER IN THEIR RECRUITING PROCESS. THEY MADE VISITS TO THE WESTERN HALF OF THE UNITED STATES AND WOUND UP SIGNING TWO PLAYERS FROM THE "LAND DOWN UNDER"

FRESHMEN EILIDH SIMPSON AND JESSICA KAUFMAN CAME TO BROOKLYN HEIGHTS VIA MELBOURNE, AUSTRALIA.

SIMPSON, A COMBO GUARD, CAN PLAY THE POINT GUARD OR SHOOTING GUARD POSITIONS. SHE HAS A SCORER'S MENTALITY AND CAN DO SO IN A VARIETY OF WAYS WITH DEEP RANGE ON HER SHOT, AND THE ABILITY TO CREATE OFF THE DRIBBLE.

SHE IS ALSO A GOOD PASSER AND IS GOING TO LOOK TO PUSH TEMPO IN THE OPEN COURT. LAST SEASON, SHE WAS NAMED THE TEAM'S MOST VALUABLE PLAYER WHILE FINISHING FOURTH IN THE LEAGUE MOST VALUABLE PLAYER VOTING.

KAUFMAN, A 5-11 FORWARD, WAS TEAMMATES WITH SIMPSON BACK IN AUSTRALIA. AMONG HER ACCOLADES, KAUFMAN WAS NAMED TO THE FIRST TEAM ALL-LEAGUE 5 TEAM. SHE WAS NAMED THE U16 MVP IN 2006, 2007, THE U18 MVP IN 2008 AND WAS THE SEABL D-LEAGUE SABRES MVP IN 2009.

ACCORDING TO COACH MILANO, "JESSICA RUNS THE FLOOR WELL AS A SMALL FORWARD, WILL CRASH THE OFFENSIVE BOARDS, REBOUNDS AND CAN HIT FROM THE PERIMETER. THE NICE THING WITH SUCH A BIG FRESHMAN CLASS IS THAT JESSICA AND EILIDH HAVE PLAYED TOGETHER AND KNOW EACH OTHER'S GAME VERY WELL."

CRAZY EIGHTS'

WITH THE EIGHT FRESHMEN BROUGHT TO ST. FRANCIS, HEAD COACH BRENDA MILANO HAS SIGNED HER BIGGEST FRESHMEN IN HER NINE-YEAR TENURE WITH THE COLLEGE.

DON'T HAVE A COW

NEWCOMER MADELINE JANKOWSKI WILL LOOK TO LIGHT IT FROM BEYOND THE ARC AS SHE EMBARKS ON HER FIRST SEASON IN BROOKLYN HEIGHTS.

CLOSING THE MARGIN

SOPHOMORE GUARD OZANA MARGINEAN, WHO THRIVED DOWN THE STRETCH LAST SEASON, WILL BE A PLAYER TO OFF-THE-BENCH FOR COACH MILANO'S SQUAD.

MARGINEAN HAS THE ABILITY TO RUN BOTH GUARD POSITIONS BUT IT IS HER KNACK ON THE DEFENSIVE END THAT HAVE THE COACHING STAFF IMPRESSED.

WORTHWHILE

JUNIOR FORWARD KIM SNAUWAERT WILL BE AN IMPORTANT OPTION ON BOTH THE OFFENSIVE AND DEFENSIVE SIDES.

ON OFFENSE, SNAUWAERT CAN BEAT HER DEFENDER OFF THE DRIBBLE WHILE STEPPING BACK AND HIT THE MID-RANGE JUMPER.

OVER THE PAST TWO SEASONS, HER DEFENSIVE PROWESS IS BEYOND COMPARE AS THE NATIVE OF HOOGLEDE, BELGIUM HAS TOTALED 46 BLOCKS IN TWO SEASONS.

BADA-BING; BADA-BOOM

JUNIOR GUARD/FORWARD STEFANIE BINGHAM RETURNS FOR HER JUNIOR SEASON AS THE TEAMS LEADING REBOUNDER, PULLING DOWN 3.5 BOARDS A CONTEST.

BREAKING OUT OF YOUR SHELL

FRESHMAN FORWARD COLETTE HOUNSHELL IS EMBARKING ON A NEW BEGINNING WITHOUT A FAMILIAR FACE.

HER TWIN BROTHER, CHASE, IS A DEFENSIVE END FOR THE UNIVERSITY OF NOTRE DAME AND THIS WILL BE THE FIRST TIME THE TWO HAVE GONE IN DIFFERENT DIRECTIONS.

BOTH ATTENDED LAKE CATHOLIC HIGH SCHOOL IN KIRTLAND WHILE THEIR OLDER BROTHER CHAD WAS A REDSHIRT SOPHOMORE OFFENSIVE GUARD AT CENTRAL FLORIDA IN 2010 ON A 11-3 LIBERTY BOWL CHAMPION SQUAD.



2011-12 ST. FRANCIS (NY) WOMEN'S BASKETBALL GAME NOTES



FOLLOW THE TERRIERS ON FACEBOOK

FOLLOW THE TERRIERS ON FACEBOOK! GET LIVE SCORE UPDATES, SEE EXCLUSIVE VIDEOS AND PHOTOS AND FEATURE STORIES WHILE SHARING YOUR THOUGHTS WITH FELLOW MEMBERS WHO LIKE ST. FRANCIS COLLEGE ATHLETICS.



#SFCTERRIERS;
#TERRIERFAITHFUL
#TERRIERDAWGPOUND
FOLLOW TERRIER ATHLETICS ALL YEAR LONG BY FOLLOWING US ON TWITTER @SFCTERRIERS.

BY FOLLOWING US, YOU WILL RECEIVE LIVE UPDATES, THOUGHTS, NEWS, SCORES AND HIGHLIGHTS FROM THE STAFF OF THE ST. FRANCIS COLLEGE SPORTS INFORMATION DEPARTMENT.



TEN YEARS STRONG:

THIS WILL BE THE TENTH SEASON THAT TERRIER ATHLETICS CAN BE HEARD ONLINE, THE FIFTH SEASON WITH STRETCH INTERNET AS ST. FRANCIS AUDIO/VIDEO PROVIDER.

IN ADDITION TO BROADCASTING MOST MEN'S AND WOMEN'S BASKETBALL GAMES LIVE, THE NETWORK WILL FEATURE INTERVIEWS WITH COACHES AND STUDENT-ATHLETES THROUGHOUT THE YEAR WHILE BEING FREE OF CHARGE FOR TERRIER FANS.

"THE TERRIER FAITHFUL CAN FOLLOW ALL THE LIVE-ACTION THIS SEASON AS WE LOOK FORWARD TO GIVING ALL OUR STUDENT-ATHLETES THE EXPOSURE THAT THEY DESERVE," SAID DIRECTOR OF ATHLETICS IRMA GARCIA.

SETH CANTOR WILL EMBARK ON HIS THIRD SEASON BEHIND THE MICROPHONE AS THE VOICE OF THE TERRIERS. JADEN DALY, EMBARKS ON HIS SECOND SEASON BEHIND THE MICROPHONE WILL BE ON BOARD AS WELL.



2011-12 St. Francis NY Women's Basketball St. Francis (NY) Combined Team Statistics (as of Dec 14, 2011) Last Five Games



RECORD:	OVERALL	HOME	AWAY	NEUTRAL
ALL GAMES	0-5	0-2	0-3	0-0
CONFERENCE	0-2	0-0	0-2	0-0
NON-CONFERENCE	0-3	0-2	0-1	0-0

##	Player	gp-gs	min	avg	Total		3-Point		F-Throw		Rebounds				pf	dq	a	to	blk	stl	pts	avg
					fg-fga	fg%	3fg-fga	3fg%	ft-fa	ft%	off	def	tot	avg								
34	VENNEY, Jaymee	5-5	147	29.4	27-49	.551	0-1	.000	16-23	.696	6	30	36	7.2	12	0	4	9	2	7	70	14.0
01	ROBINSON, Jasmin	5-4	151	30.2	16-28	.571	0-1	.000	10-18	.556	4	15	19	3.8	13	0	13	21	0	8	42	8.4
41	SIMPSON, Ellidh	5-2	104	20.8	8-21	.381	5-12	.417	1-1	1.000	1	7	8	1.6	3	0	5	13	0	1	22	4.4
50	HOUNSHELL, Colette	4-1	63	15.8	5-8	.625	0-0	.000	6-8	.750	1	9	10	2.5	7	0	3	6	1	4	16	4.0
14	BENEDETTI, Sarah	5-2	79	15.8	7-20	.350	5-13	.385	0-0	.000	0	5	5	1.0	3	0	2	1	0	2	19	3.8
12	SNAUWAERT, Kim	5-4	125	25.0	6-24	.250	3-8	.375	3-4	.750	4	12	16	3.2	10	0	11	16	1	1	18	3.6
21	FOX, Katie	5-5	144	28.8	6-19	.316	3-7	.429	0-0	.000	2	10	12	2.4	17	1	8	18	0	4	15	3.0
11	BINGHAM, Stefanie	5-2	87	17.4	7-14	.500	0-2	.000	1-2	.500	1	9	10	2.0	6	0	7	16	1	1	15	3.0
30	MYERS, Kelly	5-0	60	12.0	7-12	.583	0-0	.000	1-3	.333	3	10	13	2.6	13	1	3	9	1	0	15	3.0
25	MARGINEAN, Ozana	4-0	29	7.3	2-6	.333	1-1	1.000	0-0	.000	0	1	1	0.3	4	0	1	2	0	0	5	1.3
33	JANKOWSKI, Madelin	3-0	11	3.7	0-4	.000	0-4	.000	0-0	.000	0	1	1	0.3	0	0	0	0	0	0	0	0.0
Team											7	7	14					8				
Total.....		5	1000		91-205	.444	17-49	.347	38-59	.644	29	116	145	29.0	88	2	57	119	6	28	237	47.4
Opponents.....		5	1000		109-268	.407	31-88	.352	64-91	.703	58	98	156	31.2	60	-	64	61	15	53	313	62.6

TEAM STATISTICS	SFNYW	OPP
SCORING	237	313
Points per game	47.4	62.6
Scoring margin	-15.2	-
FIELD GOALS-ATT	91-205	109-268
Field goal pct	.444	.407
3 POINT FG-ATT	17-49	31-88
3-point FG pct	.347	.352
3-pt FG made per game	3.4	6.2
FREE THROWS-ATT	38-59	64-91
Free throw pct	.644	.703
F-Throws made per game	7.6	12.8
REBOUNDS	145	156
Rebounds per game	29.0	31.2
Rebounding margin	-2.2	-
ASSISTS	57	64
Assists per game	11.4	12.8
TURNOVERS	119	61
Turnovers per game	23.8	12.2
Turnover margin	-11.6	-
Assist/turnover ratio	0.5	1.0
STEALS	28	53
Steals per game	5.6	10.6
BLOCKS	6	15
Blocks per game	1.2	3.0
ATTENDANCE	234	817
Home games-Avg/Game	2-117	3-272
Neutral site-Avg/Game	-	0-0

Score by Periods	1st	2nd	Totals
St. Francis (NY)	125	112	237
Opponents	148	165	313

Date	Opponent	Score	Att.
11/30/11	RIDER	L 48-68	127
12/03/11	at WAGNER	L 45-49	517
12/05/11	at Mount St. Mary's	L 48-70	177
12/11/11	at Delaware State University	L 66-73	123
12/13/11	FAIRFIELD	L 30-53	107

* - Conference game



2011-12 ST. FRANCIS (NY) WOMEN'S BASKETBALL GAME NOTES



2011-12 STARTERS PER GAME

DATE OPPONENT	G	G	G	F	F	REC
N13 @UPENN	Fox	BINGHAM	BENEDETTI	KAUFMAN	HOUNSHELL	0-1
N16 ARMY	Fox	BINGHAM	BENEDETTI	KAUFMAN	HOUNSHELL	0-2
N19 @IUPUI	Fox	BINGHAM	BENEDETTI	KAUFMAN	HOUNSHELL	0-3
N23 COLUMBIA	Fox	BINGHAM	ROBINSON	KAUFMAN	HOUNSHELL	1-3
N27 @UALBANY	Fox	BINGHAM	ROBINSON	KAUFMAN	HOUNSHELL	1-4
N30 RIDER	Fox	ROBINSON	BENEDETTI	VENEY	SNAUWAERT	1-5
D3 @WAGNER	Fox	SIMPSON	BENEDETTI	VENEY	HOUNSHELL	1-6: 0-1 NEC
D5 @MOUNT ST MARY'S	Fox	ROBINSON	SIMPSON	VENEY	SNAUWAERT	1-7: 0-2 NEC
D11 @DELAWARE STATE	Fox	ROBINSON	BINGHAM	VENEY	SNAUWAERT	1-8
D13 FAIRFIELD	Fox	ROBINSON	BINGHAM	VENEY	SNAUWAERT	1-9
D18 @YALE						
D21 LAFAYETTE						
D28 @MANHATTAN						
J7 QUINNIPIAC						
J9 @SACRED HEART						
J14 FAIRLEIGH DICKINSON						
J16 MONMOUTH						
J21 WAGNER						
J23 MOUNT ST MARY'S						
J28 @ROBERT MORRIS						
J30 @SAINT FRANCIS PA						
F4 BRYANT						
F6 CENTRAL CONN STATE						
F12 @LONG ISLAND						
F15 LONG ISLAND						
F18 SACRED HEART						
F20 @QUINNIPIAC						
F25 @FAIRLEIGH DICKINSON						
F27 @MONMOUTH						



2011-12 St.Francis NY Women's Basketball St. Francis (NY) Points-Rebounds-Assists (as of Dec 14, 2011) All games



Opponent	Date	Score	01	11	12	14	21	25	30	33	34	41	44	50
at PENN	11/13/11	61-70 L	10-2-3	5-0-2	4-1-0	11-3-0	0-1-5	0-2-3	DNP	DNP	13-9-1	DNP	16-6-0	2-4-1
ARMY	11/16/11	43-59 L	5-3-2	6-2-0	3-4-2	3-2-0	5-6-3	2-1-0	DNP	3-0-0	7-2-0	DNP	7-8-2	2-2-1
at IUPUI	11/19/11	56-75 L	11-1-5	1-4-1	0-1-1	12-2-1	6-5-3	0-0-0	DNP	0-0-1	6-1-0	DNP	6-8-3	14-2-1
COL	11/23/11	48-44 w	13-9-2	0-2-1	2-0-0	7-5-1	4-2-3	4-0-0	DNP	DNP	6-3-0	DNP	7-10-2	5-3-0
at ALBANY	11/27/11	34-50 L	11-6-1	3-2-0	4-4-0	6-2-1	0-6-2	0-0-0	DNP	DNP	0-3-0	DNP	10-5-0	0-1-0
RID	11/30/11	48-68 L	3-3-1	1-1-0	1-0-1	8-1-0	2-4-4	2-0-0	4-4-1	0-0-0	15-6-0	3-4-3	DNP	9-6-2
at WAGNER	12/03/11	45-49 L	5-7-4	4-0-1	5-6-1	5-1-1	0-1-0	DNP	9-7-0	DNP	10-4-0	5-0-2	DNP	2-2-1
at MOUNT	12/05/11	48-70 L	15-2-3	0-5-2	5-2-5	3-0-1	0-2-3	0-0-0	0-0-0	0-1-0	17-7-1	5-3-0	DNP	3-1-0
at DSUW	12/11/11	66-73 L	15-4-4	10-2-3	5-3-4	3-0-0	3-2-1	3-0-0	0-1-0	DNP	19-10-2	6-0-0	DNP	2-1-0
FFD	12/13/11	30-53 L	4-3-1	0-2-1	2-5-0	0-3-0	10-3-0	0-1-1	2-1-2	0-0-0	9-9-1	3-1-0	DNP	DNP



2011-12 St.Francis NY Women's Basketball St. Francis (NY) Team Game-by-Game (as of Dec 14, 2011) All games



TEAM STATISTICS

Opponent	Date	Score		Total		3-Pointers		Free throws		Rebounds								pts	avg	
				fg-fga	pct	3fg-fga	pct	ft-fa	pct	off	def	tot	avg	pf	a	t/o	blk			stl
at Penn	11/13/11	61-70	Lot	23-55	.418	4-15	.267	11-13	.846	10	27	37	37.0	23	15	21	3	4	61	61.0
ARMY	11/16/11	43-59	L	15-47	.319	3-15	.200	10-15	.667	12	21	33	35.0	16	10	21	1	10	43	52.0
at IUPUI	11/19/11	56-75	L	21-48	.438	7-14	.500	7-12	.583	7	20	27	32.3	15	16	20	3	11	56	53.3
COLUMBIA	11/23/11	48-44	W	15-38	.395	2-7	.286	16-25	.640	9	30	39	34.0	17	9	20	3	5	48	52.0
at ALBANY	11/27/11	34-50	L	12-39	.308	3-10	.300	7-10	.700	8	24	32	33.6	19	4	20	2	4	34	48.4
RIDER	11/30/11	48-68	L	17-43	.395	3-10	.300	11-17	.647	7	24	31	33.2	20	12	22	3	7	48	48.3
at WAGNER	12/03/11	45-49	L	19-43	.442	3-8	.375	4-7	.571	3	25	28	32.4	18	10	25	1	7	45	47.9
at Mount St. Mary's	12/05/11	48-70	L	20-40	.500	3-12	.250	5-8	.625	5	19	24	31.4	13	15	25	1	7	48	47.9
at Delaware State Universit	12/11/11	66-73	L	23-40	.575	5-10	.500	15-20	.750	5	24	29	31.1	23	14	26	1	5	66	49.9
FAIRFIELD	12/13/11	30-53	L	12-39	.308	3-9	.333	3-7	.429	9	24	33	31.3	14	6	21	0	2	30	47.9
St. Francis (NY)		479		177-432	.410	36-110	.327	89-134	.664	75	238	313	31.3	178	111	221	18	62	479	47.9
Opponents		611		214-541	.396	52-167	.311	131-200	.655	129	205	334	33.4	141	133	129	32	109	611	61.1

Games played: 10
Points/game: 47.9
FG Pct: 41.0
3FG Pct: 32.7
FT Pct: 66.4

Rebounds/game: 31.3
Assists/game: 11.1
Turnovers/game: 22.1
Assist/turnover ratio: 0.5
Steals/game: 6.2
Blocks/game: 1.8



2011-12 ST. FRANCIS (NY) WOMEN'S BASKETBALL GAME NOTES



ABOUT ST. FRANCIS COLLEGE

ST. FRANCIS COLLEGE WAS FOUNDED IN 1859 AS ST. FRANCIS ACADEMY BY A GROUP OF NEWLY ARRIVED FRANCISCAN BROTHERS FROM IRELAND. THE BROTHER'S MISSION WAS TO EDUCATE YOUNG MEN FROM WORKING-CLASS FAMILIES IN THE BROOKLYN DIOCESE. ST. FRANCIS ACADEMY PROVIDED A SOUND EDUCATION WITH A RIGOROUS CURRICULUM AND PERSONAL SUPPORT, ALL FOR A MODEST TUITION, CHARACTERISTICS THAT ENDURE TODAY.

IN 1884, ST. FRANCIS COLLEGE RECEIVED ITS CHARTER FROM NEW YORK STATE ESTABLISHING A LITERARY COLLEGE WHICH COULD AWARD DIPLOMAS, HONORS, AND DEGREES. IN 1926, ST. FRANCIS COLLEGE BUILT A LARGER CAMPUS NEAR ITS ORIGINAL SITE IN COBBLE HILL, WHERE IT REMAINED UNTIL THE 1960S WHEN THE COLLEGE RELOCATED TO ITS CURRENT SITE ON REMSEN STREET IN BROOKLYN HEIGHTS. THE NEW LOCATION AND OPENING THE COLLEGE'S DOORS UP TO WOMEN FOR THE FIRST TIME LED TO AN INFLUX OF STUDENTS FROM ALL FIVE BOROUGHS OF NEW YORK CITY AND BEYOND, DOUBLING THE STUDENT POPULATION.

THE CORNERSTONE OF THE ST. FRANCIS COLLEGE EXPERIENCE IS ACADEMICS. ALL STUDENTS COMPLETE A CORE CURRICULUM THAT OFFERS A FOUNDATION FOR INTELLECTUAL AND PROFESSIONAL GROWTH; ONCE COMPLETED, THEY CHOOSE FROM ONE OF 74 MAJORS, MANY IN THE LIBERAL ARTS AND OTHERS GEARED TO SPECIFIC PROFESSIONS, INCLUDED A FIVE YEAR COMBINED BACHELOR'S/ MASTER'S DEGREE IN ACCOUNTING. AN HONORS PROGRAM SERVES STUDENTS OF HIGH ACHIEVEMENT AND A BROAD SCHOLARSHIP PROGRAM SUPPORTS THOSE WHO ARE LIKELY TO PERFORM WELL ACADEMICALLY.

AN NCAA-DIVISION I INSTITUTION, ST. FRANCIS COLLEGE OFFERS STUDENTS THE OPPORTUNITY TO PLAY FOR ANY OF 19 VARSITY MEN'S AND WOMEN'S ATHLETIC TEAMS, INCLUDING ITS MEN'S BASKETBALL TEAM, WHOSE PROGRAM IS AMONG THE OLDEST IN NEW YORK CITY. TEAMS COMPETE IN MANY WELL-KNOWN NEW YORK CITY VENUES SUCH AS THE USTA NATIONAL TENNIS CENTER, HOME OF THE U.S. OPEN, ICAHN STADIUM ON RANDALL'S ISLAND AND AVIATOR SPORTS AT FLOYD BENNETT FIELD.

TODAY, FIRST-GENERATION COLLEGE-GOERS AND STUDENTS OF ALL BACKGROUNDS ARE AMONG ST. FRANCIS COLLEGE'S DIVERSE POPULATION. ITS CATHOLIC-FRANCISCAN HERITAGE, CENTRAL TO LIFE AT THE COLLEGE, ALLOWS FACULTY AND ADMINISTRATORS TO EMBRACE, SUPPORT, AND ENCOURAGE ALL STUDENTS AS THEY PURSUE FULFILLMENT OF THEIR DREAMS.



DIRECTIONS TO CAMPUS:

St. Francis College is located in historic Brooklyn Heights at 180 Remsen Street, between Court and Clinton Streets. The College is easily accessible by most major subway lines including the 2, 3, 4, 5, R, A, and C and is just one stop from Lower Manhattan. Street parking is limited but there are ample public parking garages in the area.

COLLEGE BUILDINGS:

- ◆ Foundational Mary MacCarthy Academic Center
- ◆ Administration
- ◆ Science and Technology
- ◆ Governor Pope John Center
- ◆ Student Services
- ◆ St. George Residence Hall

BROOKLYN SITES:

- ◆ Brooklyn Historical Society
- ◆ Franciscan Monastery
- ◆ St. Charles Carmichael Church
- ◆ Brooklyn Heights Promenade
- ◆ Brooklyn Bridge Park
- ◆ Atlantic Yards

★ College Entrance at 180 Remsen St

- ◆ Public Parking
- ◆ BQE Cabs
- ◆ PATH Train
- ◆ Long Island Rail Road, Atlantic Terminal
- ◆ Subway Stops



180 Remsen Street • Brooklyn Heights, NY 11201
718.522.2200 • www.sfc.edu



2011-12 ST. FRANCIS (NY) WOMEN'S BASKETBALL BEYOND THE RECORD



LAST TIME A TERRIER PLAYER...

SCORED 30 OR MORE POINTS
(30) KARA AYERS VS. LONG ISLAND (2/28/09)

SCORED 20 OR MORE POINTS
(22) AUTUMN LAU @ WAGNER (2/21/11)

DUO SCORED 20 OR MORE POINTS
(20) KENDRA WILLIAMS & KARA AYERS VS. UALBANY (12/19/08)

GRABBED 15 OR MORE REBOUNDS
(16) AUTUMN LAU VS. UALBANY (11/23/09)

SWATTED 2 OR MORE BLOCKS
(2) JESSICA KAUFMAN VS. COLUMBIA (11/23/11)

DISHED OUT 5 OR MORE ASSISTS
(5) KATIE FOX @ UPENN (11/13/11)

NABBED 5 OR MORE STEALS
(5) JASMIN ROBINSON @ MOUNT ST. MARY'S (12/5/11)

RECORDED A DOUBLE-DOUBLE
JAYMEE VENNEY @ DELAWARE STATE (12/11/11)
19 POINTS, 10 REBOUNDS

LAST TIME THE TERRIERS...

SCORED 100 POINTS
NEVER

SCORED 90 POINTS
(97) VS. QUINNIPIAC (1/17/04)

OPPONENTS SCORED 90 POINTS
(97) ST. FRANCIS (PA) (12/6/08)

HIT 10 OR MORE THREE-POINTERS
(11) VS. COLGATE (12/5/10)

GRABBED 50 OR MORE REBOUNDS
(80) VS. LONG ISLAND (2/3/90)

DISHED OUT 20 OR MORE ASSISTS

HAD 10 OR MORE STEALS
(14) VS. STONY BROOK (12/31/10)

HAD 20 OR MORE STEALS
(28) VS. ARMY (11/27/10)

HAD 5 SCORE IN DOUBLE FIGURES

WON BY 10
(14) VS. SAINT FRANCIS UNIVERSITY (2/23/08)

WON BY 20
(23) VS. COLGATE UNIVERSITY (12/31/07)

WON IN OVERTIME
JANUARY 3, 2009:
ST. FRANCIS (65) VS. WAGNER (58)

MOST DOUBLE-DIGIT SCORING GAMES SINCE 1999-00 SEASON

PLAYER	TOTAL
TIFFANY HILL	99
KATJA BAVENDAM	60
KARA AYERS	56
KIM WEIR	46
AUTUMN LAU	39
COLLEEN CARBONE	35
JASMINE RHODES	34
CAITLIN O'MALLEY	32
KIM BENNETT	31
JUSTINE PAXHIA	29
KENDRA WILLIAMS	27
ANTOINETTE SAIITA	26
LINDA WARRINGTON	24
CAROLYN HARVEY	23
BRITTANY PORTER	22
TRISHA GULI	20
FRIEDERIKE STENZEL	15
JASMIN ROBINSON	12
JULIA SCHAEFER	11
NATASHA GREEN	11
AMBER LAU	11
STEFANIE BINGHAM	9
SHANNON GANTT	8
ANGELA MERLINO	8
JACINDA WILLIAMS	7
SARAH BRATTON	7
MARJORIE PRADO	7
CANDICE ABELLARD	7
KIA NEALY	7
ASHLEY WILCOTS	7
TIARA DUNSON	6
KAYLA WILLIAMS	5
KRISTIN LEITHEUSER	5
KATIE BALDWIN	5
MAGGIE STEADLEY	5
C. PAPADOPOULOU	5
ERINN SIEMER	5
JAYMEE VENNEY	5
VIANCA TEJADA	4
KRISTEN MIAH	4
KIM SNAUWAERT	3
SHEENA HARRINGTON	3
MEGAN BARTOLDUS	3
CECELIA HERALD	3
KATIE ARCURI	2
SARAH BENEDETTI	2
JESSICA KAUFMAN	2
KILEY GRABBE	1
MELISSA WEITHMAN	1
KARLA BABICA	1
COLETTE HOUNSHELL	1
KATIE FOX	1

2011-12 THE TERRIERS' RECORD WHEN

OVERALL	1-9
AT HOME	1-3
AT A NEUTRAL SITE	0-0
AT AN AWAY VENUE	0-6
IN THE AFTERNOON	0-5
AT NIGHT	1-4
AT HALFTIME	
LEADING	0-3
TRAILING	1-6
TIED	0-0
SCORING	
MORE THAN 80 PTS.	0-0
70-79 PTS	0-0
60-69 PTS	0-2
50-59 PTS	0-1
40-49 PTS	1-4
LESS THAN 40 PTS	0-2
ST. FRANCIS FG %	
BETTER THAN 50%	0-2
40-49%	0-3
39% OR LESS	1-4
OPPONENT FG %	
BETTER THAN 50%	0-1
40-49%	0-4
39% OR LESS	1-4
ST. FRANCIS FREE THROW %	
BETTER THAN 50%	1-8
40-49%	0-1
39% OR LESS	0-0
OPPONENT FREE THROW %	
BETTER THAN 50%	0-8
40-49%	1-0
39% OR LESS	0-1
3-POINT SHOOTING %	
BETTER THAN OPPONENT	1-5
WORSE THAN OPPONENT	0-4
PERCENTAGE EQUAL	0-0
REBOUNDS	
MORE THAN OPPONENT	1-2
LESS THAN OPPONENT	0-6
REBOUNDS EQUAL	0-1
TURNOVERS	
MORE THAN OPPONENT	1-9
LESS THAN OPPONENT	0-0
TURNOVERS EQUAL	0-0
ASSISTS	
MORE THAN OPPONENT	1-2
LESS THAN OPPONENT	0-6
ASSISTS EQUAL	0-1
BY DAYS AND MONTHS	
ON MONDAY	0-1
ON TUESDAY	0-1
ON WEDNESDAY	1-2
ON THURSDAY	0-0
ON FRIDAY	0-0
ON SATURDAY	0-2
ON SUNDAY	0-3
IN NOVEMBER	1-5
IN DECEMBER	0-4
IN JANUARY	0-0
IN FEBRUARY	0-0
IN MARCH	0-0

ST. FRANCIS (NY) VS. NORTHEAST CONFERENCE OPPONENTS

SCHOOL	RECORD	PCT.
BRYANT#	0-6	.000
CCSU	7-19	.269
FDU	14-44	.241
LONG ISLAND	20-45	.307
MONMOUTH	5-48	.094
MOUNT	2-44	.043
QUINNIPIAC	6-14	.300
ROBERT MORRIS	14-37	.274
SACRED HEART	9-19	.321
ST. FRANCIS PA	13-37	.260
WAGNER	16-51	.238

ST. FRANCIS COLLEGE (NY) WOMEN'S BASKETBALL 1,000-POINT SCORERS

PLAYER	POINTS
KAREN ERVING	1,929
TIFFANY HILL	1,764
JEANNE ZATORSKI	1,704
CHRIS CUNNINGHAM	1,496
PAM CURCIO	1,394
KARA AYERS	1,190
CHRISTINE TAPS	1,156
KATJA BAVENDAM	1,130
ELAINE HUNT	1,084
ROSIE DOWNING	1,046
MARY KAWAS	1,027
SHARON McADAMS	1,003

ST. FRANCIS COLLEGE (NY) WOMEN'S BASKETBALL LEADING CAREER REBOUNDS

PLAYER	REBOUNDS
KAREN ERVIN	1,049
PATRICIA DOLAN	906
JEANNE ZATORSKI	878
ROSIE DOWNING	871
CATHY HOWLEY	769
CHRISTINE TAPS	763
KATJA BAVENDAM	723
ELAINE HUNT	720
CAITLIN O'MALLEY	629
PATRICE ERVING	626
AUTUMN LAU	328
STEFANIE BINGHAM	218
AMBER LAU	175
KIM SNAUWAERT	165



2011-12

WOMEN'S BASKETBALL

NEWS AND NOTES

twitter.com/NECsports
facebook.com/NECsports
youtube.com/NECsports

CONTACT: RALPH S. VENTRE • 399 CAMPUS DR. • SOMERSET, NJ 08873 • PH: (732) 469-0440 • FAX: (732) 469-0744 • RVENTRE@NORTHEASTCONFERENCE.ORG

NEC WOMEN'S BASKETBALL FACTS & FIGURES

LAST WEEK'S RESULTS

Wednesday, December 7
BRYANT 63, Dartmouth 45
CENTRAL CONNECTICUT 50, Rhode Island 45

Thursday, December 8
LONG ISLAND 66, Stony Brook 59
SACRED HEART 80, Saint Peter's 55

Saturday, December 10
CENTRAL CONNECTICUT 51, Siena 47
QUINNIPAC 72, Rhode Island 67 (OT)
MONMOUTH 73, Saint Peter's 64
Towson 59, SAINT FRANCIS (PA) 53
Colgate 71, WAGNER 59
Lehigh 68, ROBERT MORRIS 54
MOUNT ST. MARY'S 59, Loyola (MD) 54

Sunday, December 11
SACRED HEART 89, Cal Poly 69
BRYANT 56, Lafayette 48
LONG ISLAND 58, Columbia 50
Delaware State 73, ST. FRANCIS (NY) 66

UPCOMING SCHEDULE

Wednesday, December 14
Fairfield at ST. FRANCIS (NY) 7:00 pm
Winthrop at MONMOUTH 7:00 pm
Cal Poly at LONG ISLAND 7:00 pm
Stony Brook at FAIRLEIGH DICKINSON 7:00 pm

NEC WOMEN'S BASKETBALL STANDINGS

WEEK 5 RELEASE • DEC. 12, 2011

	SCHOOL	NEC	PCT.	OVR.	PCT.	STR.	HOME	AWAY	NEU.
1.	Sacred Heart	2-0	1.000	9-1	.900	W5	4-0	5-1	0-0
	Robert Morris	2-0	1.000	7-2	.778	L1	5-0	0-2	2-0
	Mount St. Mary's	2-0	1.000	5-4	.556	W3	4-0	1-4	0-0
	Saint Francis (PA)	2-0	1.000	4-4	.500	L1	3-2	1-2	0-0
5.	Long Island	1-1	.500	8-2	.800	W3	5-0	3-2	0-0
	Quinnipiac	1-1	.500	6-3	.667	W1	3-2	2-1	1-0
	Wagner	1-1	.500	2-7	.222	L2	1-1	1-6	0-0
8.	Central Conn. St.	0-1	.000	6-2	.750	W2	5-1	1-1	0-0
	Bryant	0-1	.000	6-3	.667	W2	3-1	3-2	0-0
	Monmouth	0-2	.000	3-6	.333	W1	1-1	1-5	1-0
	Fairleigh Dickinson	0-2	.000	3-7	.300	L2	1-1	1-5	1-1
	St. Francis (NY)	0-2	.000	1-8	.111	L5	1-3	0-5	0-0

Choice Hotels/NEC Co-Player of the Week

ABBY MARTIN, MONMOUTH

So., F, 5-10, Maplewood, NJ/Columbia HS

Martin appeared happy to be home following Monmouth's grueling seven-game road trip. The New Jersey native posted a monster double-double of 21 points and 12 rebounds in the Hawks' 73-64 triumph over intrastate rival Saint Peter's. She also blocked four shots in helping the Hawks snap a three-game slide. The second-year power forward needed only 24 minutes of court time against the Peahens to pour in season-high 21 points. The 5-foot-10 post player was the epitome of efficiency in terms of shooting the ball. Martin went 7-for-11 (.636) from the floor and 7-for-10 (.700) from the free throw line in Monmouth's third win of the season.



Choice Hotels/NEC Co-Player of the Week

CALLAN TAYLOR, SACRED HEART

Sr., F, 6-1, Overland Park, KS/Blue Valley North

No active Division I player has more double-doubles than Taylor and if she continues to play at her current pace it's unlikely anyone will catch her. Sacred Heart's 6-foot-1 senior forward shot better than 60 percent from the field while averaging 22.0 points, 9.5 rebounds, and 3.0 assists over a pair of victories. Taylor sported a hot hand in an 80-55 victory over Saint Peter's, shooting 71.4 percent (10-of-14) on her way to 23 points and seven rebounds. Three days later, she posted her third consecutive 20-plus point performance and fifth double-double of the season when the Pioneers hosted Cal Poly. Taylor poured in 21 points and pulled down 12 rebounds in the 89-69 win over the Big West member. The versatile small forward went 18-for-29 (.621) shooting from the floor, including a blistering 55.6 percent (5-of-9) from beyond the arc, over Sacred Heart's two-game sample. Taylor ranks third amongst the NEC's leading scorers (17.3 ppg) and second amongst rebounders (9.9 rpg).



Choice Hotels/NEC Rookie of the Week

GABRIELLE WASHINGTON, SACRED HEART

Fr., G, 5-9, Mesa, AZ/Desert Ridge

Washington has scored in double digits in all but two games this season, and neither of those contests came last week. The rookie from Arizona shot 56.5 percent from the field and averaged 17.0 points per contest during the Sacred Heart's 2-0 week. Washington was sensational from three-point range, shooting 71.4 percent (5-of-7), on the way to her second straight Choice Hotels NEC Rookie of the Week award, and third of the season. The Pioneers' freshman shooting guard followed up a 10-point effort in a 25-point win over Saint Peter's by pouring in a career-high 24 points to lead the way in an 89-69 triumph over Cal Poly. Washington's first 20-plus point performance at the collegiate level accounted for the highest single-game scoring output of any NEC player last week. She went 10-for-15 shooting, including a 4-for-6 clip from three-point range, in 28 minutes of floor time against the Big West member. The 24 points in 28 minutes raised Washington's season scoring average to 12.3 ppg, a mark that ranks second amongst NEC rookies behind Quinnipiac's Jasmine Martin.



CHOICE HOTELS INTERNATIONAL

TM

WWW.NORTHEASTCONFERENCE.ORG

AROUND THE LEAGUE

NEC Teams Winning Frequently in OOC Contests

Northeast Conference women's basketball teams continued to pile up non-league victories last week.

With 15 games on the slate, NEC members went a combined 11-4 against representatives from other Division I conferences. Four teams – Sacred Heart, Bryant, Long Island, and Central Connecticut – went 2-0 last week, while Quinnipiac, Monmouth, and Mount St. Mary's each posted victories in their lone contests.

The 15-game clip moved the NEC's overall non-conference record to 49-38 thus far this fall. Half of the Northeast Conference's membership (six teams) have non-league marks that stand no worse than 5-2. Sacred Heart (7-1) and Long Island (7-1) lead the way with Central Connecticut (6-1) one-half game behind.

Bryant has burst out of the gate into its final year of the NCAA-mandated reclassification process (into the Division I ranks). Mary Burke's Bulldogs, who won no fewer than 10 games in each of the past three seasons playing a complete Division I schedule, are 6-2 against non-NEC opponents this season, including last week's wins over Dartmouth and Lafayette. Quinnipiac and Robert Morris are each 5-2 in out-of-conference play and both have notched key victories over members of Division I FBS conferences. RMU knocked off two teams from the Mid-American Conference, topping Kent State and Central Michigan. Meanwhile, Quinnipiac posted a victory over Big Ten member Minnesota on the way to winning the St. Mary's Hilton Thanksgiving Classic. Last season, NEC teams posted victories over representatives of the Big East, ACC, and SEC.

NEC vs. Other leagues

Central Connecticut and Quinnipiac both defeated Rhode Island last week to run the NEC's record against Atlantic-10 members up to 7-3 (.700) this season. The 70 percent success rate against A-10 teams represents a significant boost from last year's showing when the NEC went just 1-for-8 against the regional peer conference. The NEC also has winning marks against a pair of FBS conferences this season. Mid-American Conference teams have yet to top NEC member in four tries already. Meanwhile, Quinnipiac's win over Minnesota has been the lone game against a Big Ten opponent this season. In terms of regional rival conferences, NEC teams are a combined 6-2 against Ivy League members following Bryant's win at Dartmouth and Long Island triumph over Columbia last week.

Bulldog Forward Ferocious on Boards

Bryant is off to its best start (6-3) since beginning the transition into the Division I Northeast Conference and sophomore forward **Naana Ankoma-Mensa (Brampton, Ontario)** has been a catalyst during the successful season-opening stretch. The 6-foot Canadian forward is averaging a near double-double and has been a dominant force on the glass. Ankoma-Mensa, who averages 11.8 points per contest, pulled down a career-high 17 rebounds in a 63-45 triumph at Ivy League member Dartmouth (Dec. 7). The rebounding total, which tied for the highest individual single-game outpout in the NEC this season, catapulted the second-year Bulldog into the NEC's Top 5. Ankoma-Mensa's 86 rebounds are fourth-most in the league and her 9.6 rpg average ranks fifth overall. Her sophomore surge follows a rookie campaign that saw the Ontario product averaged 5.3 points and 5.7 rebounds per contest over 24 appearances (3 starts). Junior guard Meredith Soper (Winthrop, MA/Arlington Catholic), who averaged 7.3 rebounds per game last season, gives Bryant a second force on the boards. The 5-foot-11 Soper stands right behind Ankoma-Mensa in the NEC rankings with a 9.0 rpg average.

Bobcats' Barron a Top-Tier Thief

The six steals against Rhode Island accounted for somewhat of an "off-day" for Quinnipiac guard Felicia Barron (Springfield, MA/Central). Of course, it's all relative. Barron leads the nation in steals per game and her six thefts of Rhody were slightly below her national-high average of 6.2 spg. The lightning-quick guard can score, too. Her 22 points led the Bobcats in what was their second win over an Atlantic-10 team this season. Barron, who shot 4-for-11 from downtown against Rhody, is averaging a team-high 15.6 points per game (5th in NEC).

Blackbirds Flying High

Long Island continued its hot start by notching two more victories last week. The Blackbirds pulled out an overtime road win at Stony Brook (Dec. 8) before returning to Brooklyn to top northern neighbor Columbia, 58-50. The win allowed LIU to remain undefeated (5-0) at the Wellness Center this season and raised its overall mark to 8-2. The season start is the team's best during head coach Gail Striegler's three-plus year tenure at the helm and marks only the second time since LIU joined the NEC that the team won eight of the season's first 10 contests. The 8-2 start contains a 7-1 showing against non-NEC opponents. LIU will look to better that mark when Cal Poly comes to Downtown Brooklyn on Dec. 14.

2011-12 NEC PRESEASON POLL

The NEC Women's Basketball coaches are as unsure as ever.

Saint Francis (PA) won the most-fractured coaches' poll vote in league history to earn the moniker of NEC preseason favorite. The two-time defending NEC champion Red Flash garnered four first-place nods in the poll of the conference's 12 head coaches.

Four different teams earned first-place votes in last year's preseason poll, accounting for the highest number since before the turn of the 21st century, but this year's results even topped that feat. Saint Francis (PA), which made its 11th NCAA Tournament appearance in 16 years last March, was one of five NEC teams to earn a first-place vote in the 2011-12 preseason poll.

Robert Morris, Long Island, Monmouth, and Sacred Heart each received a pair of top nods in the annual survey. The Colonials and Blackbirds, who clashed in the 2010 NEC Tournament quarterfinal round, finished second and third in the poll, respectively. Meanwhile, the 2010 NEC Tournament runner-up Hawks finished in a fourth-place tie with perennial title contender Sacred Heart.

Quinnipiac took sixth place in the predicted order-of-finish followed by Fairleigh Dickinson in seventh and Bryant in eighth. Central Connecticut finished ninth ahead of Wagner in tenth. Mount St. Mary's (11th) and St. Francis (NY) (12th) rounded out the coaches' preseason selections.

2011-12 NEC WBB PRESEASON COACHES POLL

(First-Place Votes in Parentheses)

- | | |
|----------------------|-------------------------|
| 1. Long Island (10) | 7. Bryant |
| 2. Robert Morris (2) | 8. Sacred Heart |
| 3. CCSU | 9. Saint Francis (PA) |
| 4. Wagner | 10. Monmouth |
| 5. Quinnipiac | 11. St. Francis (NY) |
| 6. Mount St. Mary's | 12. Fairleigh Dickinson |

2011-12 PRESEASON ALL-NEC TEAM

All five student-athletes have done it before and the Northeast Conference women's basketball coaches expect them to do it again during the 2011-12 season.

The NEC released the names on its five-member Preseason All-NEC Team and all five of the women received all-conference honors at the conclusion of the 2010-11 campaign.

Sacred Heart's **Callan Taylor (Overland Park, KS/Blue Valley North)** and Long Island's **Ashley Palmer (Oxford, PA/Oxford)** have been two of the NEC's top-10 performers in both scoring and rebounding for each of the past two years and make their second consecutive appearance on the Preseason All-NEC Team.

Taylor and Palmer along with Fairleigh Dickinson's **Mariyah Laury (Orange, NJ/Orange)** all earned all-NEC first team honors last March and will look to maintain that status during what will be their seniors seasons.

Monmouth's **Alysha Womack (Springfield, PA/Cardinal O'Hara)** and Robert Morris' **Artemis Spanou (Rhodes, Greece)**, the winners of the NEC Rookie of the Year award the past two seasons, round out the five preseason selections. Womack heads into her junior campaign at the Jersey Shore while Spanou is set for her second season in the States. Womack and Spanou, whose teams clashed in the 2011 NEC Tournament semifinal round, both received all-NEC second team recognition last season.

2011-12 NEC PRESEASON ALL-CONFERENCE TEAM

Name	Sch.	Cl.	Pos.	Ht.	Hometown/High School
Mariyah Laury	FDU	Sr.	G	5-7	Orange, NJ/Orange
Ashley Palmer	LIU	Sr.	F	5-10	Oxford, PA/Oxford Area
Artemis Spanou	RMU	So.	F	6-0	Rhodes, Greece



HEAD COACH BRENDA MILANO
NINTH SEASON AS HEAD COACH
ALMA MATER:
WAGNER COLLEGE '93
SETON HALL UNIVERSITY

CAREER RECORD: 54-185
NORTHEAST CONF RECORD: 36-110



BRENDA MILANO ENTERS HER NINTH SEASON AS HEAD COACH OF THE ST. FRANCIS COLLEGE WOMEN'S BASKETBALL PROGRAM. IN HER FIRST SEASON, SHE LED THE 2003-2004 TERRIERS TO AN EIGHT WIN SEASON. THE NEXT SEASON, THE WINS STEADILY INCREASED TO TEN, WHILE GUIDING ST. FRANCIS TO THE 2005 NORTHEAST CONFERENCE QUARTERFINALS. IT WAS THE TERRIERS FIRST APPEARANCE SINCE 1999.

MILANO'S COACHING STYLE HELPED TRANSFORM A NEW ATMOSPHERE IN BROOKLYN HEIGHTS AS THE 2006-07 SEASON PROVED TO BE A YEAR TO REMEMBER. MILANO'S BUNCH RECORDED A 13-18 OVERALL RECORD, HER MOST SUCCESSFUL SEASON TO DATE. ST. FRANCIS WOULD ENTER THE NORTHEAST CONFERENCE TOURNAMENT AS THE EIGHT SEED, TAKING ON THE LONG ISLAND UNIVERSITY BLACKBIRDS, THE TOURNAMENTS TOP SEED. THE TERRIERS WOULD PULL OUT THE UPSET, AS IT WAS THE FIRST TIME THAT THE SCHOOL HAS QUALIFIED FOR THE SEMI-FINALS AS WELL AS BEING THE ONLY # 8 SEED TO UPSET THE # 1 SEED IN NORTHEAST CONFERENCE TOURNAMENT HISTORY.

DESPITE HAVING THREE STARTERS ON THE INJURED LIST, THE 2007-08 TERRIERS WERE RESILIENT AND MADE IT BACK TO NORTHEAST CONFERENCE TOURNAMENT. IN 2009-10, MILANO WAS ABLE TO ACHIEVE PERSONAL MILESTONES IN HER COACHING CAREER. THE TERRIERS ENDED A THREE-YEAR DROUGHT IN THE BATTLE OF BROOKLYN AS THEY DEFEATED LONG ISLAND UNIVERSITY, GIVING MILANO HER 35TH NORTHEAST CONFERENCE VICTORY. A MONTH LATER, WITH A LAST SECOND FREE-THROW, ST. FRANCIS WOULD STUN 2008 NORTHEAST CONFERENCE CHAMPIONS, ROBERT MORRIS, GIVING COACH MILANO HER 50TH CAREER VICTORY, THE MOST WINS BY A ST. FRANCIS COLLEGE WOMEN'S HEAD COACH.

MILANO GAINED HER EARLY COACHING EXPERIENCE AT NORTHEASTERN UNIVERSITY AS A GRADUATE ASSISTANT AND AT SETON HALL UNIVERSITY WHERE SHE EARNED A MASTER'S DEGREE IN SPORTS MANAGEMENT.

BEFORE COACHING, MILANO SPENT TIME AT INTEGRATED SPORTS INTERNATIONAL, SPORTS MARKETING FIRM WHERE SHE PUT TO WORK HER B.S. IN MARKETING FROM WAGNER COLLEGE (1995). IN 1998, MILANO CAME TO ST. FRANCIS COLLEGE AS ASSISTANT COACH FOR THE WOMEN'S BASKETBALL TEAM AND SERVED AS THE COLLEGE'S ASSISTANT ATHLETIC DIRECTOR OF BUSINESS AFFAIRS, POSITIONS SHE HELD UNTIL 2002. AFTER A BRIEF STINT AT HOFSTRA UNIVERSITY WHERE SHE SERVED AS FIRST ASSISTANT, MILANO RETURNED TO ST. FRANCIS FOR THE 2003-2004 CAMPAIGN TO LEAD THE TEAM AS HEAD COACH.

THIS PAST FALL, IN RECOGNITION OF HER ACCOLADES AT WAGNER, DIRECTOR OF ATHLETICS WALT HAMELINE ANNOUNCED THAT MILANO WAS VOTED INTO THE SCHOOL'S HALL OF FAME IN HER FIRST YEAR OF ELIGIBILITY.

MILANO WAS A FOUR-YEAR STALWART ON THE WOMEN'S BASKETBALL TEAMS OF THE EARLY 1990s. SHE AVERAGED 12.5 PPG, 5.0 RPG AND 4.5 APG FOR HER CAREER AND WAS NAMED TO THE NEC SECOND TEAM AS A SOPHOMORE AND TO THE ALL-NEWCOMER TEAM AS A FRESHMAN BEFORE BEING BESET BY INJURIES.

MILANO SCORED 1,046 POINTS DESPITE PLAYING JUST 84 CAREER GAMES AND GRADUATED AS THE 12TH-HIGHEST SCORER IN SCHOOL HISTORY (CURRENTLY 21ST). SHE ALSO RANKS AMONG THE PROGRAM LEADERS IN ASSISTS (382) (6TH) AND STEALS (148) (8TH). MILANO WAS ALSO A TWO-YEAR CAPTAIN AND TEAM MVP.

MILANO HAS HIGH EXPECTATIONS FOR HER TEAM IN 2011-2012. "WE ARE VERY EXCITED AND PLEASED WITH THE LEVEL OF TALENT, DEDICATION, AND COMMITMENT THAT WE ARE SEEING FROM THIS YEARS' TEAM," STATED MILANO. "THEY SURPRISE US EACH AND EVERY DAY WITH THE PERSEVERANCE FOR SUCCESS."

HEAD COACH BRENDA MILANO
SEASON-BY-SEASON RECORD

YEAR	Ovr.	%	NEC	%
2003-04	8-19	.296	7-11	.389
2004-05	10-18	.357	7-11	.389
2005-06	5-22	.185	4-14	.222
2006-07	13-18	.419	7-11	.389
2007-08	10-20	.333	7-11	.389
2008-09	4-25	.138	3-15	.167
2009-10	2-27	.056	1-17	.069
2010-11	2-27	.056	0-18	.000
2011-12	1-9	.100	0-2	.000
TOTALS	55-185	.230	36-110	.246

BRENDA MILANO COACHING MILESTONES			
WIN	DATE	OPPONENT	SCORE
1	12/3/03	UMES	56-48
5	1/24/04	WAGNER	67-51
10	11/28/04	NIAGARA	50-48
15	2/12/05	WAGNER	53-44
20	12/29/05	NORTHEASTERN	67-52
25	12/5/06	COLUMBIA	66-58
30	1/22/07	QUINNIPIAC	63-60
35	2/27/07	CCSU	68-59
40	1/5/08	CCSU	61-48
45	2/23/08	FDU	66-57
50	2/9/09	ROBERT MORRIS	61-60
55	11/23/11	COLUMBIA	48-44





2011-12 ST. FRANCIS (NY) WOMEN'S BASKETBALL GAME NOTES



2011-12 ST. FRANCIS COLLEGE (NY) WOMEN'S BASKETBALL ROSTER

TERRIERS

No.	PLAYER	Pos.	CL.	Ht.	HOMETOWN/HIGH/SCHOOL/PREVIOUS COLLEGE
1	JASMIN ROBINSON	G	SOPH.	5-4	BROOKLYN, NY/MEDGAR EVERS PREPARATORY
11	STEFANIE BINGHAM	G	JR.	5-8	WILLINGBORO, NJ/WILLINGBORO HS
12	KIM SNAUWAERT	F	JR.	6-1	HOOGLEDE, BELGIUM/KLEIN SEMINARIE ROESELARE
14	SARAH BENEDETTI	F	FR.	5-10	CANTON, CT/CANTON HS
21	KATIE FOX	G	FR.	5-4	TWINSBURG, OH/TWINSBURG HS
25	OZANA MARGINEAN	G	SOPH.	5-7	ARAD, ROMANIA
30	KELLY MYERS	F	FR.	6-0	COVENTRY, CT/COVENTRY
31	KILEY GRABBE	C	SOPH.	6-2	MULLICA HILL, NJ/CLEARVIEW REGIONAL
33	MADELINE JANKOWSKI	G	FR.	5-8	MIDDLE VILLAGE, NY/SAINT MARY'S OF MANHASSET
34	JAYMEE VENEE	F	FR.	6-0	FAIRBORN, OH/FAIRBORN
41	EILIDH SIMPSON	G	FR.	5-7	MELBOURNE, AUSTRALIA/MORDIALLOC COLLEGE
44	JESSICA KAUFMAN	F	FR.	5-11	MELBOURNE, AUSTRALIA/ PRESENTATION COLLEGE WINDSOR

50	COLETTE HOUNSHELL	F	FR.	6-1	KIRTLAND, OH/LAKE CATHOLIC
----	-------------------	---	-----	-----	----------------------------

ALPHABETICAL

No.	PLAYER	Pos.	CL.	Ht.	HOMETOWN/HIGH SCHOOL/PREVIOUS COLLEGE
14	SARAH BENEDETTI	F	FR.	5-10	CANTON, CT/CANTON HS
11	STEFANIE BINGHAM	G	JR.	5-8	WILLINGBORO, NJ/WILLINGBORO HS
21	KATIE FOX	G	FR.	5-4	TWINSBURG, OH/TWINSBURG HS
31	KILEY GRABBE	C	SOPH.	6-2	MULLICA HILL, NJ/CLEARVIEW REGIONAL
50	COLETTE HOUNSHELL	F	FR.	6-1	KIRTLAND, OH/LAKE CATHOLIC
33	MADELINE JANKOWSKI	G	FR.	5-8	MIDDLE VILLAGE, NY/SAINT MARY'S OF MANHASSET
44	JESSICA KAUFMAN	F	FR.	5-11	MELBOURNE, AUSTRALIA/ PRESENTATION COLLEGE WINDSOR

25	OZANA MARGINEAN	G	SOPH.	5-7	ARAD, ROMANIA
30	KELLY MYERS	F	FR.	6-0	COVENTRY, CT/COVENTRY
1	JASMIN ROBINSON	G	SOPH.	5-6	BROOKLYN, NY/MEDGAR EVERS PREPARATORY
41	EILIDH SIMPSON	G	FR.	5-7	MELBOURNE, AUSTRALIA/MORDIALLOC COLLEGE
12	KIM SNAUWAERT	F	JR.	6-1	HOOGLEDE, BELGIUM/KLEIN SEMINARIE ROESELARE
34	JAYMEE VENEE	F	FR.	6-0	FAIRBORN, OH/FAIRBORN

HEAD COACH:

ASSOCIATE HEAD COACH:

ASSISTANT COACH:

ASSISTANT COACH:

BRENDA MILANO (WAGNER '95), NINTH SEASON

JOHN THURSTON (SETON HALL '70), SECOND SEASON

DIONNE DODSON (MUSKINGUM '93), FOURTH SEASON

KAITLYN VICAN (FORDHAM '10), FIRST SEASON

DIRECTOR OF SPORTS MEDICINE:

DON HOVEY, MED; MS, ATC

ASSISTANT ATHLETIC TRAINER/

WBB ATHLETIC TRIANERS:

ARMANDO RODRIGUEZ, ATC:

ASSISTANT ATHLETIC TRAINER:

LYNSON WILLIS, ATC

STRENGTH & CONDITIONING:

RYAN BENFIELD

WOMEN'S BASKETBALL SID:


BRIAN D. MORALES '08






2011-2012 TERRIERS


ST. FRANCIS COLLEGE TERRIERS




1 JERMYN ROBINSON
Sophomore
Guard - Jr.
Brooklyn, NY
Madison Street Prep




11 STEFANIE DINGHAM
Junior
Guard - Jr.
Willingboro, New Jersey
Willingboro High School




12 KIM SHAUWAERT
Junior
Forward - sr.
Hingham, MA
Hingham Senior Center




14 SARAH BENEDETTI
Freshman
Forward - jr.
Canter, CT
Canter




21 KATIE FOX
Freshman
Guard - sr.
Tomball, TX
Tomball




25 OESHA MURREN
Sophomore
Guard - jr.
Arlene, Indiana




30 KELLY MYERS
Freshman
Forward - fr.
Dorchester, CT
Dorchester




31 KELLY GRACIE
Sophomore
Center - fr.
Hudson, NJ
Hudson Regional



33 MADELINE JANKOWSKI
Freshman
Guard - Jr.
Middle Village, NY
St. Mary of Maclean




34 JAYMIE FINLEY
Freshman
Forward - fr.
Painesville, OH
Painesville



41 EILISH SIMPSON
Freshman
Guard - jr.
Baltimore, Australia
Montclair College



44 JESSICA SOUTHMAN
Freshman
Forward - jr.
Baltimore, Australia
Montclair College
Modesto



50 COLETTE SOUTHWELL
Freshman
Forward/Center - fr.
Kalamazoo, MI
Lake Catholic



11 STEFANIE BINGHAM

YEAR: JUNIOR

POSITION: GUARD

HEIGHT: 5-8

HOMETOWN: WILINGBORO, NEW JERSEY

PREVIOUS SCHOOL: WILINGBORO HIGH SCHOOL

MAJOR: BIOLOGY



CAREER STATISTICS HIGHS

POINTS	16 vs. DELAWARE STATE (12/22/10)
REBOUNDS	9 @ LAFAYETTE (11/23/10)
ASSISTS	6 @ SACRED HEART (2/13/10)
FIELD GOALS	6. 2X: LAST vs. DELAWARE STATE (12/22/10)
3-POINT FG	1. 7X: LAST @ UPENN (11/13/11)
FREE THROWS	3. 3X: LAST vs. DELAWARE STATE (12/22/10)
STEALS	3. 3X: LAST vs. DELAWARE STATE (12/22/10)
BLOCKS	1. 7X: LAST vs. RIDER (11/30/11)
MINUTES	40 vs. DELAWARE STATE (12/22/10)

2011-12 St. Francis NY Women's Basketball St. Francis (NY) Individual Game-by-Game (as of Dec 14, 2011) All games																			
#11 BINGHAM, Stefanie																			
Opponent	Date	gs	min	Total	fg-fga	pct	3fg-fga	pct	ft-fa	pct	Rebounds	off	def	tot	avg	pf	a	t/o	blk
at Penn	11/13/11	*	18	2-5	.400	1-1	1.000	0-0	.000	0	0	0	0	0	0	3	2	3	0
ARMY	11/16/11	*	22	3-7	.429	0-1	.000	0-0	.000	1	1	2	1	0	0	4	0	2	6
at IUPUI	11/19/11	*	12	0-3	.000	0-0	.000	1-2	.500	1	3	4	2	0	1	0	0	0	1
COLUMBIA	11/23/11	*	26	0-6	.000	0-1	.000	0-0	.000	0	2	2	2	0	1	1	2	0	2
at ALBANY	11/27/11	*	23	1-5	.200	0-1	.000	1-2	.500	2	0	2	2	0	1	0	1	0	3
RIDER	11/30/11	*	9	0-0	.000	0-0	.000	1-2	.500	0	1	1	1	0	2	1	0	1	2
at WAGNER	12/03/11	*	15	2-2	1.000	0-0	.000	0-0	.000	0	0	0	1	0	1	1	2	0	1
at Mount St. Mary's	12/05/11	*	12	0-0	.000	0-0	.000	0-0	.000	1	4	5	2	0	2	2	0	0	0
at Delaware State University	12/11/11	*	38	5-11	.455	0-2	.000	0-0	.000	0	2	2	2	0	3	3	7	0	0
FAIRFIELD	12/13/11	*	13	0-1	.000	0-0	.000	0-0	.000	0	2	2	2	0	1	3	0	0	0
Totals			7	188	13-39	.333	1-6	.167	3-6	.500	5	15	20	2	11	11	26	1	7
Games played: 10																			
Minutes/game: 18.8																			
Points/game: 3.0																			
FG Pct: 33.3																			
3FG Pct: 16.7																			
FT Pct: 50.0																			
Rebounds/game: 2.0																			
Assists/game: 1.1																			
Turnovers/game: 2.6																			
Assist/turnover ratio: 0.4																			
Steals/game: 0.7																			
Blocks/game: 0.1																			



2011-12 St. Francis NY Women's Basketball
St. Francis (NY) GAME HIGHS (as of Dec 14, 2011)
All games



BINGHAM, Stefanie - GAME HIGHS

Points	10	at Delaware State University (12/11/11)
	6	ARMY (11/16/11)
	5	at Penn (11/13/11)
	4	at WAGNER (12/03/11)
Field Goals Made	5	at Delaware State University (12/11/11)
	3	ARMY (11/16/11)
Field Goal Attempts	11	at Delaware State University (12/11/11)
	7	ARMY (11/16/11)
FG Pct (min 5 made)	.455 (5-11)	at Delaware State University (12/11/11)
3-Point Field Goals Made	1	at Penn (11/13/11)
3-Point FG Attempts	2	at Delaware State University (12/11/11)
	1	at ALBANY (11/27/11)
	1	COLUMBIA (11/23/11)
	1	ARMY (11/16/11)
	1	at Penn (11/13/11)
Free Throws Made	1	RIDER (11/30/11)
	1	at ALBANY (11/27/11)
	1	at IUPUI (11/19/11)
Free Throw Attempts	2	RIDER (11/30/11)
	2	at ALBANY (11/27/11)
	2	at IUPUI (11/19/11)
Rebounds	5	at Mount St. Mary's (12/05/11)
	4	at IUPUI (11/19/11)
Assists	3	at Delaware State University (12/11/11)
	2	at Mount St. Mary's (12/05/11)
	2	at Penn (11/13/11)
Steals	2	COLUMBIA (11/23/11)
	2	ARMY (11/16/11)
Blocked Shots	1	RIDER (11/30/11)
Turnovers	7	at Delaware State University (12/11/11)
Fouls	3	at Delaware State University (12/11/11)
	3	at Penn (11/13/11)
Minutes	38	at Delaware State University (12/11/11)
	26	COLUMBIA (11/23/11)

AS A SOPHOMORE (2010-11)

- PLAYED IN ALL 29 GAMES
- STARTED IN 10 CONTESTS
- LOGGED A CAREER-HIGH 40 MINUTES AGAINST DELAWARE STATE (12/22/10)
- AVERAGED 44 POINTS PER CONTEST
- SET NEW CAREER IN POINTS SCORED WITH 16 AGAINST DELAWARE STATE
- GRABBED A PERSONAL-BEST NINE CAROMS AGAINST THE LAFAYETTE LEOPARDS (11/23/10)

AS A FRESHMAN (2009-10)

- PLAYED IN ALL 29 GAMES
- STARTED IN 19 CONTEST
- LOGGED 36 MINUTES AGAINST MOUNT ST. MARY'S (1/14/10)
- AVERAGED 4.7 POINTS PER CONTEST WHILE SCORING A CAREER HIGH 14 vs. COLGATE (12/12/09)
- PULLED DOWN SEVEN REBOUNDS ON TWO SEPARATE OCCASIONS, LAST AGAINST LONG ISLAND (2/7/10)
- DISHED OUT SIX ASSISTS AGAINST SACRED HEART (2/13/10)

PRIOR TO SFC

- TWO-SPORT ATHLETE (BASKETBALL AND TENNIS)
- ON THE HARDWOOD, SHE AVERAGED 22.3 POINTS PER GAME AND 6.0 REBOUNDS
- AMONG HER ACCOLADES, SHE WAS NAMED BURLINGTON COUNTY PLAYER OF THE YEAR FOR 2008-2009 CAMPAIGN
- SELECTED TO THE ALL-SOUTH JERSEY AND ALL-BURLINGTON FIRST TEAM SQUADS
- WILINGBORO WAS ABLE TO WIN THE GROUP II STATE CHAMPIONSHIPS IN 2007 AND WAS LIBERTY DIVISION CHAMPIONS.



12 KIM SNAUWAERT

YEAR: JUNIOR

POSITION: FORWARD

HEIGHT: 6-1

HOMETOWN: HOOGLEDE, BELGIUM

PREVIOUS SCHOOL: KLEIN SEMINARIE

MAJOR: MANAGEMENT



CAREER STATISTICS

HIGHS

POINTS	16 @ SACRED HEART (2/13/10)
REBOUNDS	9 @ WAGNER (1/16/10)
ASSISTS	5 @ MOUNT ST. MARY'S (12/5/11)
FIELD GOALS	7 @ SACRED HEART (2/13/10)
3-POINT FG	3, 2X: LAST @ ROBERT MORRIS (1/22/11)
FREE THROWS	3, 2X: LAST VS. SAINT FRANCIS (PA) (1/7/10)
STEALS	4, 3X: LAST VS. STONY BROOK (12/31/10)
BLOCKS	4, 3X: LAST VS. MOUNT ST. MARY'S (1/21/10)
MINUTES	39 VS FAIRLEIGH DICKINSON (2/20/10)

2011-12 St. Francis NY Women's Basketball
St. Francis (NY) Individual Game-by-Game (as of Dec 14, 2011)
All games

#12 SNAUWAERT, Kim

Opponent	Date	gs	min	Total	3-Pointers	Free throws	Rebounds													
				fg-fga	pct	3fg-fga	pct	ft-fa	pct	off	def	tot	avg	pf	a	t/o	blk	stl	pts	avg
at Penn	11/13/11	13	2-2	1.000	0-0	.000	0-0	.000	0	1	1	1.0	0	0	0	1	1	0	4	4.0
ARMY	11/16/11	16	1-4	.250	1-3	.333	0-0	.000	1	3	4	2.5	2	2	0	0	1	0	3	3.5
IUPUI	11/19/11	9	0-1	.000	0-0	.000	0-0	.000	0	1	1	2.0	1	1	2	0	1	0	0	2.3
COLUMBIA	11/23/11	3	1-2	.500	0-1	.000	0-0	.000	0	0	0	1.5	0	0	0	0	0	0	2	2.3
at ALBANY	11/27/11	18	2-5	.400	0-2	.000	0-0	.000	1	3	4	2.0	3	0	1	2	1	4	2.6	
RIDER	11/30/11	*	9	0-3	.000	0-1	.000	1-2	.500	0	0	0	1.7	3	1	3	0	0	0	1.23
at WAGNER	12/03/11	17	2-6	.333	1-2	.500	0-0	.000	1	5	6	2.3	0	1	2	0	0	0	5	2.7
at Mount St. Mary's	12/05/11	*	33	2-3	.667	1-1	1.000	0-0	.000	0	2	2	2.3	1	5	4	1	0	0	5.30
at Delaware State University	12/11/11	*	34	1-5	.200	1-3	.333	2-2	1.000	0	3	3	2.3	4	4	0	1	5	3.2	
FAIRFIELD	12/13/11	*	32	1-7	.143	0-1	.000	0-0	.000	3	2	5	2.6	2	0	3	0	0	0	2.31
Totals		4	184	12-38	.316	4-14	.286	3-4	.750	6	20	26	2.6	16	14	20	5	3	31	3.1

Games played: 10
Minutes/game: 18.4
Points/game: 3.1
FG Pct: 31.6
3FG Pct: 28.6
FT Pct: 75.0

Rebounds/game: 2.6
Assists/game: 1.4
Turnovers/game: 2.0
Assist/turnover ratio: 0.7
Steals/game: 0.3
Blocks/game: 0.5



2011-12 St. Francis NY Women's Basketball
St. Francis (NY) GAME HIGHS (as of Dec 14, 2011)
All games



SNAUWAERT, Kim - GAME HIGHS

Points	5	at Delaware State University (12/11/11)
	5	at Mount St. Mary's (12/05/11)
	5	at WAGNER (12/03/11)
	4	at ALBANY (11/27/11)
	4	at Penn (11/13/11)
Field Goals Made	2	at Mount St. Mary's (12/05/11)
	2	at WAGNER (12/03/11)
	2	at ALBANY (11/27/11)
	2	at Penn (11/13/11)
Field Goal Attempts	7	FAIRFIELD (12/13/11)
	6	at WAGNER (12/03/11)
3-Point Field Goals Made	1	at Delaware State University (12/11/11)
	1	at Mount St. Mary's (12/05/11)
	1	at WAGNER (12/03/11)
	1	ARMY (11/16/11)
3-Point FG Attempts	3	at Delaware State University (12/11/11)
	3	ARMY (11/16/11)
Free Throws Made	2	at Delaware State University (12/11/11)
	1	RIDER (11/30/11)
Free Throw Attempts	2	at Delaware State University (12/11/11)
	2	RIDER (11/30/11)
Rebounds	6	at WAGNER (12/03/11)
	5	FAIRFIELD (12/13/11)
	5	at Mount St. Mary's (12/05/11)
Assists	4	at Delaware State University (12/11/11)
	1	at Delaware State University (12/11/11)
	1	at ALBANY (11/27/11)
	1	at IUPUI (11/19/11)
Blocked Shots	2	at ALBANY (11/27/11)
	1	at Mount St. Mary's (12/05/11)
	1	ARMY (11/16/11)
	1	at Penn (11/13/11)
Turnovers	4	at Delaware State University (12/11/11)
	4	at Mount St. Mary's (12/05/11)
	4	at Delaware State University (12/11/11)
Fouls	34	at Delaware State University (12/11/11)
Minutes	33	at Mount St. Mary's (12/05/11)

AS A SOPHOMORE (2010-11)

- PLAYED IN ALL 29 GAMES
- STARTED IN 10 CONTESTS
- LOGGED A CAREER-HIGH 40 MINUTES AGAINST DELAWARE STATE (12/22/10)
- AVERAGED 44 POINTS PER CONTEST
- SET NEW CAREER IN POINTS SCORED WITH 16 AGAINST DELAWARE STATE
- GRABBED A PERSONAL-BEST NINE CAROMS AGAINST THE LAFAYETTE LEOPARDS (11/23/10)

AS A FRESHMAN (2009-10)

- STARTED IN 21 OF 29 CONTESTS
- LOGGED 24.3 MINUTES PER CONTEST
- AVERAGED 4.7 POINTS A CONTEST
- SCORED A CAREER HIGH 16 POINTS AGAINST SACRED HEART (2/13/10)
- PULLED DOWN NINE REBOUNDS AGAINST WAGNER (1/16/10)
- SWATTED FOUR SHOTS ON THREE OCCASIONS (LAST VS. MOUNT ST. MARY'S 1/21/10)
- RECORDED THE EIGHTH HIGHEST BLOCK TOTAL FOR A SEASON (35) IN ST. FRANCIS COLLEGE WOMEN'S BASKETBALL HISTORY

PRIOR TO SFC

- ATTENDED KEEIN SEMINARIE ROESELARE IN BELGIUM
- MEMBER OF THE BELGIUM NATIONAL TEAM FOR THE PAST THREE YEARS.
- HER SQUAD FINISHED SECOND IN THE U18 EUROPEAN CHAMPIONSHIPS
- SCORED A CAREER HIGH 26 POINTS AND GRABBED 10 REBOUNDS.



1 JASMIN ROBINSON

YEAR: SOPHOMORE

POSITION: GUARD

HEIGHT: 5-4

HOMETOWN: BROOKLYN, NY

PREVIOUS SCHOOL: MEDGAR EVERS PREPATORY

MAJOR: ECONOMICS



CAREER STATISTICS HIGHS

POINTS	21 vs. STONY BROOK (12/31/10)
REBOUNDS	9 vs. COLUMBIA (11/23/11)
ASSISTS	6 vs. SAINT FRANCIS (PA) (1/2/11)
FIELD GOALS	7 @ MOUNT ST. MARY'S (12/5/11)
3-POINT FG	2, 2X: LAST vs. WAGNER (1/17/11)
FREE THROWS	9 vs. STONY BROOK (12/31/10)
STEALS	5 @ MOUNT ST. MARY'S (12/5/11)
BLOCKS	---
MINUTES	38, 2X: LAST @ UALBANY (11/27/11)

2011-12 St. Francis NY Women's Basketball St. Francis (NY) Individual Game-by-Game (as of Dec 14, 2011) All games

#01 ROBINSON, Jasmin

Opponent	Date	gs	min	Total	fg-fga	pct	3fg-fga	pct	Free throws	ft-fa	pct	Rebounds	off	def	tot	avg	pf	a	to	blk	stl	pts	avg
at Penn	11/13/11	26	3-7	429	0-2	.000	4-5	.800	0	2	2	2.0	3	3	5	0	2	10	10.0				
ARMY	11/16/11	20	2-6	333	0-1	.000	1-1	1.000	1	2	3	2.5	3	2	4	0	2	5	7.5				
at IUPUI	11/19/11	30	4-5	800	1-1	1.000	2-4	.500	0	1	1	2.0	3	5	7	0	1	11	8.7				
COLUMBIA	11/23/11	* 37	3-3	1,000	1-1	1.000	6-6	1.000	1	8	9	3.8	2	2	6	0	0	13	9.8				
at ALBANY	11/27/11	* 38	3-8	375	1-1	1.000	4-6	.667	0	6	6	4.2	3	1	5	0	1	11	10.0				
RIDER	11/30/11	* 26	1-3	333	0-0	.000	1-3	.333	0	3	3	4.0	3	1	3	0	2	3	8.8				
at WAGNER	12/03/11	25	2-6	333	0-0	.000	1-2	.500	2	5	7	4.4	3	4	4	0	0	5	8.3				
at Mount St. Mary's	12/05/11	* 32	7-11	636	0-1	.000	1-1	1.000	1	1	2	4.1	3	3	5	0	5	15	9.1				
at Delaware State University	12/11/11	* 34	5-6	833	0-0	.000	5-9	.556	1	3	4	4.1	3	4	6	0	1	15	9.8				
FAIRFIELD	12/13/11	* 34	1-2	500	0-0	.000	2-3	.667	0	3	3	4.0	1	1	3	0	0	4	9.2				
Totals		6	302	31-57	544	3-7	429	27-40	.675	6	34	40	4.0	27	26	48	0	14	92	9.2			

Games played: 10

Minutes/game: 30.2

Points/game: 9.2

FG Pct: 54.4

3FG Pct: 42.9

FT Pct: 67.5

Rebounds/game: 4.0

Assists/game: 2.6

Turnovers/game: 4.8

Assist/turnover ratio: 0.5

Steals/game: 1.4



2011-12 St. Francis NY Women's Basketball St. Francis (NY) GAME HIGHS (as of Dec 14, 2011) All games



ROBINSON, Jasmin - GAME HIGHS

Points	15	at Delaware State University (12/11/11)
	15	at Mount St. Mary's (12/05/11)
	11	COLUMBIA (11/23/11)
	11	at ALBANY (11/27/11)
Field Goals Made	7	at IUPUI (11/19/11)
	5	at Mount St. Mary's (12/05/11)
Field Goal Attempts	11	at Delaware State University (12/11/11)
	8	at Mount St. Mary's (12/05/11)
FG Pct (min 5 made)	.833 (5-6)	at Delaware State University (12/11/11)
	.636 (7-11)	at Mount St. Mary's (12/05/11)
3-Point Field Goals Made	1	at ALBANY (11/27/11)
	1	COLUMBIA (11/23/11)
	1	at IUPUI (11/19/11)
3-Point FG Attempts	2	at Penn (11/13/11)
	1	at Mount St. Mary's (12/05/11)
	1	at ALBANY (11/27/11)
	1	COLUMBIA (11/23/11)
	1	at IUPUI (11/19/11)
	1	ARMY (11/16/11)
Free Throws Made	6	COLUMBIA (11/23/11)
	5	at Delaware State University (12/11/11)
Free Throw Attempts	9	at Delaware State University (12/11/11)
	6	at ALBANY (11/27/11)
	6	COLUMBIA (11/23/11)
FT Pct (min 3 made)	1.000 (6-6)	COLUMBIA (11/23/11)
	.800 (4-5)	at Penn (11/13/11)
Rebounds	9	COLUMBIA (11/23/11)
	7	at WAGNER (12/03/11)
Assists	5	at IUPUI (11/19/11)
	4	at Delaware State University (12/11/11)
	4	at WAGNER (12/03/11)
Steals	5	at Mount St. Mary's (12/05/11)
	2	RIDER (11/30/11)
	2	ARMY (11/16/11)
Turnovers	2	at Penn (11/13/11)
	7	at IUPUI (11/19/11)
Fouls	3	at Delaware State University (12/11/11)
	3	at Mount St. Mary's (12/05/11)
	3	at WAGNER (12/03/11)
	3	RIDER (11/30/11)
	3	at ALBANY (11/27/11)
	3	at IUPUI (11/19/11)
	3	ARMY (11/16/11)
	3	at Penn (11/13/11)
Minutes	38	at ALBANY (11/27/11)
	37	COLUMBIA (11/23/11)

AS A FRESHMAN (2010-11)

- PLAYED IN 26 CONTESTS
- MADE HER FIRST COLLEGIATE START AGAINST UPENN (12/29/10)
- SCORED A CAREER-HIGH 21 POINTS, ON 6-OF-10 SHOOTING FROM THE FIELD, 9-OF-10 FROM THE FREE-THROW LINE AGAINST STONY BROOK AT HOME ON DECEMBER 31ST
- PULLED DOWN SIX REBOUNDS AGAINST CENTRAL CONNECTICUT STATE (1/10/11)
- DISHED A CAREER-HIGH SIX ASSISTS AGAINST THE SAINT FRANCIS (PA) RED FLASH ON JANUARY 2ND, 2011

PRIOR TO SFC

- PLAYED FOR HEAD COACH BARNEY DAVIS AT MEDGAR EVERS PREPATORY SCHOOL
- AVERAGED 15.0 PPG IN HER FOUR YEARS AS A MEMBER OF THE RAM
- PULLING DOWN 3.3 BOARDS
- DISHING OUT 5.5 ASSISTS
- HELPED LEAD MEDGAR EVERS TO THE 2009-10 PSAL A DIVISION CHAMPIONSHIP AFTER SCORING 13 POINTS AND DISHING OUT FOUR ASSISTS IN A 54-32 WIN OVER WINGS ACADEMY (3/20/10).
- NAMED TO THE NEW YORK DAILY NEW ALL-BROOKLYN 1ST TEAM
- ALL-CITY HONORABLE MENTION SQUAD
- NEW YORK POST NAMED HER AN ALL-BROOKLYN 2ND TEAM SELECTION.
- SERVED AS THE RAMS TEAM CAPTAIN
- NAMED NEW YORK STATE FEDERATION ALL-STAR CLASS A DIVISION.



25 OZANA MARGINEAN

YEAR: SOPHOMORE

POSITION: GUARD

HEIGHT: 5-7

HOMETOWN: ARAD, ROMANIA

MAJOR: MANAGEMENT



CAREER STATISTICS HIGHS

POINTS	8 vs. LONG ISLAND (2/12/11)
REBOUNDS	4 vs. QUINNIPIAC (2/7/11)
ASSISTS	3. 2X: LAST @ UPENN (11/13/11)
FIELD GOALS	2. 2X: LAST vs. COLUMBIA (11/23/11)
3-POINT FG	1. 4X: LAST @ DELAWARE STATE (12/11/11)
FREE THROWS	3 vs. LONG ISLAND (2/12/11)
STEALS	2 vs. QUINNIPIAC (2/7/11)
BLOCKS	---
MINUTES	27 vs. LONG ISLAND (2/12/11)

2011-12 St. Francis NY Women's Basketball St. Francis (NY) Individual Game-by-Game (as of Dec 14, 2011) All games																			
#25 MARGINEAN, Ozana																			
Opponent	Date	gs	min	Total		3-Pointers		Free throws		Rebounds		pf	a	t/o	blk	stl	pts	avg	
at Penn	11/13/11	15		0-2	.000	0-2	.000	0-0	.000	0	2	2	2.0	0	3	3	0	0	0.0
ARMY	11/16/11	17		0-2	.000	0-1	.000	2-2	1.000	0	1	1	1.5	1	0	2	0	2	1.0
at IUPUI	11/19/11	5		0-1	.000	0-1	.000	0-0	.000	0	0	0	1.0	0	1	0	0	0	0.7
COLUMBIA	11/23/11	5		2-2	1.000	0-0	.000	0-0	.000	0	0	0	0.8	1	0	0	0	4	1.5
at ALBANY	11/27/11	3		0-0	.000	0-0	.000	0-0	.000	0	0	0	0.6	0	1	0	1	0	1.2
RIDER	11/30/11	7		1-4	.250	0-0	.000	0-0	.000	0	0	0	0.5	1	0	0	0	2	1.3
at Mount St. Mary's	12/05/11	3		0-0	.000	0-0	.000	0-0	.000	0	0	0	0.4	1	0	1	0	0	1.1
at Delaware State Univ	12/11/11	5		1-1	1.000	1-1	1.000	0-0	.000	0	0	0	0.4	1	0	0	0	3	1.4
FAIRFIELD	12/13/11	14		0-1	.000	0-0	.000	0-0	.000	0	1	1	0.4	1	1	0	0	0	1.2
Totals		0	74	4-13	.308	1-5	.200	2-2	1.000	0	4	4	0.4	6	4	9	0	11	1.2
Games played: 9																			
Minutes/game: 8.2																			
Points/game: 1.2																			
FG Pct: 30.8																			
3FG Pct: 20.0																			
FT Pct: 100.0																			
Rebounds/game: 0.4																			
Assists/game: 0.4																			
Turnovers/game: 1.0																			
Assist/turnover ratio: 0.4																			
Steals/game: 0.1																			



2011-12 St. Francis NY Women's Basketball
St. Francis (NY) GAME HIGHS (as of Dec 14, 2011)
All games



MARGINEAN, Ozana - GAME HIGHS

Points	4	COLUMBIA (11/23/11)
	3	at Delaware State University (12/11/11)
	2	RIDER (11/30/11)
	2	ARMY (11/16/11)
Field Goals Made	2	COLUMBIA (11/23/11)
	1	at Delaware State University (12/11/11)
Field Goal Attempts	4	RIDER (11/30/11)
	2	COLUMBIA (11/23/11)
	2	ARMY (11/16/11)
	2	at Penn (11/13/11)
3-Point Field Goals Made	1	at Delaware State University (12/11/11)
3-Point FG Attempts	1	at Delaware State University (12/11/11)
	1	at IUPUI (11/19/11)
	1	ARMY (11/16/11)
Free Throws Made	2	ARMY (11/16/11)
Free Throw Attempts	2	ARMY (11/16/11)
Rebounds	2	at Penn (11/13/11)
	1	FAIRFIELD (12/13/11)
	1	ARMY (11/16/11)
Assists	3	at Penn (11/13/11)
	1	FAIRFIELD (12/13/11)
Steals	1	at ALBANY (11/27/11)
Turnovers	3	at Penn (11/13/11)
Fouls	1	FAIRFIELD (12/13/11)
	1	at Delaware State University (12/11/11)
	1	at Mount St. Mary's (12/05/11)
	1	RIDER (11/30/11)
	1	COLUMBIA (11/23/11)
	1	ARMY (11/16/11)
Minutes	17	ARMY (11/16/11)
	15	at Penn (11/13/11)

AS A FRESHMAN (2010-11)

- APPEARED IN 21 CONTEST
- STARTED IN SIX CONTESTS
- AVERAGED 94 MINUTES A CONTEST
- AVERAGED 1.1 POINTS PER GAME
- PULLED DOWN 1.0 BOARDS A CONTEST
- SCORED A CAREER-HIGH EIGHT POINTS AGAINST THE LONG ISLAND UNIVERSITY BLACKBIRDS ON FEBRUARY 12TH
- DISHED OUT A CAREER-BEST THREE ASSIST ON TWO OCCASIONS

PRIOR TO SFC

- HELPED HER U-20 TEAM WIN A NATIONAL CHAMPIONSHIP IN 2007-08 AND IN 2006-07 SEASON, HER TEAM WAS THE ICIM ARAD NATIONAL VICE CHAMPIONS AND FINISHED IN 3RD PLACE FOR THE EUROPEAN CHAMPIONSHIP IN DIVISION B.
- BEST PERFORMANCE AS A MEMBER OF BC GALACTICA BRASOV
- SHE SCORED EIGHTEEN POINTS,
- GRABBED FOUR REBOUNDS
- DISHED OUT EIGHT ASSISTS
- SWIPED THREE STEALS AGAINST OLIMPI BUCHAREST.



31 KILEY GRABBE

YEAR: SOPHOMORE

POSITION: CENTER

HEIGHT: 6-2

HOMETOWN: MULICA HILL, NJ


PREVIOUS SCHOOL: CLEARVIEW REGIONAL

MAJOR: UNDECLARED



CAREER STATISTICS HIGHS

POINTS	14 @ LAFAYETTE (11/23/10)
REBOUNDS	10 @ LAFAYETTE (11/23/10)
ASSISTS	1, 2X: LAST VS. SACRED HEART (2/5/11)
FIELD GOALS	10 @ LAFAYETTE (11/23/10)
3-POINT FG	---
FREE THROWS	4 VS. BRYANT (2/26/11)
STEALS	2 @ LAFAYETTE (11/23/10)
BLOCKS	3 @ LAFAYETTE (11/23/10)
MINUTES	24, 2X: LAST @ MONMOUTH (1/31/11)



AS A FRESHMAN (2010-11)

- PLAYED IN 23 CONTEST
- STARTING IN 10 GAMES
- AVERAGED 11.7 MINUTES PER GAME
- POSTED FIRST CAREER DOUBLE-DOUBLE 14 POINTS AND 10 REBOUNDS AGAINST LAFAYETTE (11/23/10)

PRIOR TO SFC

- AVERAGED 11.9 POINTS PER GAME AS WELL AS PULLING DOWN 9.0 REBOUNDS AND SWATTING 4.0 SHOTS A CONTEST AS A MEMBER OF THE PIONEERS UNDER HEAD COACH MR. NEIL BRESS,
- TEAM'S CAPTAIN
- TOP SCORER AND REBOUNDER FOR CLEARVIEW.
- AMONGST HER ACCOLADES, SHE WAS AN ALL-COUNTY CONFERENCE SELECTION, LEADING THE CONFERENCE IN REBOUNDING AND BLOCKED SHOTS.
- IN 2008, SHE WAS NAMED TO THE CHRISTMAS TOURNAMENT ALL-TOURNAMENT TEAM
- ALL TRI-COUNTY CONFERENCE TEAM.
- RECIPIENT OF THE 2008-09 COACHES CHOICE AWARD



K. GRABBE CAREER STATS

YEAR	GP-GS	FG-FGA	FG%	3FG-FGA	3PT%	FT-FTA	FT%	AST	APG	REB	RPG	STL	BLK	PTS	PPG
10-11	23-10	21-68	.309	0-2	.000	20-35	.571	2	0.08	62	2.7	4	18	62	2.7
11-12						HAS NOT PLAYED									
TOTALS	23-10	21-68	.309	0-2	.000	20-35	.571	2	0.08	62	2.7	4	18	62	2.7



14 SARAH BENEDETTI

YEAR: FRESHMAN

POSITION: FORWARD

HEIGHT: 5-10

HOMETOWN: CANTON, CT

PREVIOUS SCHOOL: CANTON HS

MAJOR: BIOLOGY



CAREER STATISTICS HIGHS

POINTS	12 @ IUPUI (11/19/11)
REBOUNDS	5 vs. COLUMBIA (11/23/11)
ASSISTS	1. 5X. LAST @ MOUNT St. MARY'S (12/5/11)
FIELD GOALS	4. 2X. LAST @ IUPUI (11/19/11)
3-POINT FG	4 @ IUPUI (11/19/11)
FREE THROWS	3 vs. ARMY (11/16/11)
STEALS	2 vs. ARMY (11/16/11)
BLOCKS	1 @ UPENN (11/13/11)
MINUTES	39 @ UPENN (11/13/11)

2011-12 St. Francis NY Women's Basketball St. Francis (NY) Individual Game-by-Game (as of Dec 14, 2011) All games

#14 BENEDETTI, Sarah

Opponent	Date	gs	min	Total	3-Pointers	Free throws	Rebounds															
				fg-a	3fg-a	ft-a	off	def	tot	avg	pt	a	t/o	blk	stl	pts	avg					
at Penn	11/13/11	*	39	4-10	400	3-9	.333	0-0	.000	0	3	3	3.0	2	0	0	1	0	11	11.0		
ARMY	11/16/11	*	26	0-4	.000	0-4	.500	3-4	.750	1	1	2	2.5	1	0	3	0	2	3	7.0		
@ IUPUI	11/19/11	*	28	4-8	500	4-8	.500	0-0	.000	0	2	2	2.3	1	1	3	0	0	12	8.7		
COLUMBIA	11/23/11		23	3-6	500	1-3	.333	0-1	.000	1	4	5	3.0	2	1	0	0	0	7	8.3		
@ ALBANY	11/27/11		20	2-4	500	2-4	.500	0-0	.000	0	2	2	2.8	3	1	2	0	0	6	7.8		
RIDER	11/30/11	*	25	3-8	375	2-4	.500	0-0	.000	0	1	1	2.5	0	0	0	0	0	8	7.8		
@ WAGNER	12/03/11	*	22	2-5	400	1-2	.500	0-0	.000	0	1	1	2.3	1	1	1	0	0	5	7.4		
at Mount St. Mary's	12/05/11		11	1-4	250	1-4	.250	0-0	.000	0	0	0	2.0	2	1	0	0	1	3	6.9		
at Delaware State Universit	12/11/11		4	1-2	500	1-2	.500	0-0	.000	0	0	0	1.8	0	0	0	0	0	3	6.4		
FAIRFIELD	12/13/11		17	0-1	.000	0-1	.000	0-0	.000	0	3	3	1.9	0	0	0	0	1	0	5.8		
Totals			5	215	20-52	38-5	15-41	36-6	3-5	60-0	2	17	19	1	9	12	5	9	1	4	58	5.8

Games played: 10

Rebounds/game: 1.9

Minutes/game: 21.5

Assists/game: 0.5

Points/game: 5.8

Turnovers/game: 0.9

FG Pct: 38.5

Assist/turnover ratio: 0.6

3FG Pct: 36.6

Steals/game: 0.4

FT Pct: 60.0

Blocks/game: 0.1

PRIOR TO SFC

BENEDETTI IS A 5-10 FORWARD FROM CANTON, CONNECTICUT AND BRINGS AN IMPRESSIVE RESUME TO BROOKLYN HEIGHTS.

- A FOUR-TIME NCCC ALL-CONFERENCE PLAYER
- THREE-TIME CONNECTICUT HIGH SCHOOL COACHES ASSOCIATION ALL-STATE TEAM SELECTION
- NAMED THE 2010 NCCC PLAYER OF THE YEAR.
- AVERAGED 21.5 POINTS PER GAME AND 15 REBOUNDS PER CONTEST.
- 2ND LEADING SCORER IN SCHOOL HISTORY WITH 1653 POINTS.
- OWNS THE SINGLE GAME SCORING RECORD WITH 44 POINTS.
- FOUR-YEAR SCHOLAR ATHLETE.
- WARRIORS MOST VALUABLE PLAYER FROM 2008-TO-2011.
- PLAYED IN ALL 29 GAMES
- STARTED IN 10 CONTESTS
- LOGGED A CAREER-HIGH 40 MINUTES AGAINST DELAWARE STATE (12/22/10)
- AVERAGED 44 POINTS PER CONTEST
- SET NEW CAREER IN POINTS SCORED WITH 16 AGAINST DELAWARE STATE
- GRABBED A PERSONAL-BEST NINE CAROMS AGAINST THE LAFAYETTE LEOPARDS (11/23/10)



2011-12 St. Francis NY Women's Basketball
St. Francis (NY) GAME HIGHS (as of Dec 14, 2011)
All games



BENEDETTI, Sarah - GAME HIGHS

Points	12	at IUPUI (11/19/11)
	11	at Penn (11/13/11)
	8	RIDER (11/30/11)
	7	COLUMBIA (11/23/11)
Field Goals Made	6	at ALBANY (11/27/11)
	4	at IUPUI (11/19/11)
Field Goal Attempts	10	at Penn (11/13/11)
	8	RIDER (11/30/11)
3-Point Field Goals Made	8	at IUPUI (11/19/11)
	4	at IUPUI (11/19/11)
3-Point FG Attempts	9	at Penn (11/13/11)
	8	at IUPUI (11/19/11)
3-Pt FG Pct (min 2 made)	.500 (4-8)	at IUPUI (11/19/11)
	.500 (2-4)	RIDER (11/30/11)
	.500 (2-4)	at ALBANY (11/27/11)
Free Throws Made	3	ARMY (11/16/11)
Free Throw Attempts	4	ARMY (11/16/11)
FT Pct (min 3 made)	.750 (3-4)	COLUMBIA (11/23/11)
Rebounds	5	ARMY (11/16/11)
	3	COLUMBIA (11/23/11)
	3	FAIRFIELD (12/13/11)
	3	at Penn (11/13/11)
Assists	1	at Mount St. Mary's (12/05/11)
	1	at WAGNER (12/03/11)
	1	at ALBANY (11/27/11)
	1	COLUMBIA (11/23/11)
Steals	1	at IUPUI (11/19/11)
	2	ARMY (11/16/11)
	1	FAIRFIELD (12/13/11)
Blocked Shots	1	at Mount St. Mary's (12/05/11)
Turnovers	3	at Penn (11/13/11)
	3	at IUPUI (11/19/11)
	3	ARMY (11/16/11)
Fouls	3	at ALBANY (11/27/11)
Minutes	39	at Penn (11/13/11)
	28	at IUPUI (11/19/11)



21 KATIE FOX

YEAR: FRESHMAN

POSITION: GUARD

HEIGHT: 5-4

HOMETOWN: TWINSBURG, OH

PREVIOUS SCHOOL: TWINSBURG

MAJOR: HISTORY



CAREER STATISTICS HIGHS

POINTS	10 vs. FAIRFIELD (12/13/11)
REBOUNDS	6, 2X: LAST @ UALBANY (11/27/11)
ASSISTS	5 @ UPENN (11/13/11)
FIELD GOALS	4 vs. FAIRFIELD (12/13/11)
3-POINT FG	2, 2X: LAST vs. FAIRFIELD (12/13/11)
FREE THROWS	2 vs. COLUMBIA (11/23/11)
STEALS	4 @ IUPUI (11/19/11)
BLOCKS	---
MINUTES	37, 2x. LAST @ UALBANY (11/27/11)

PRIOR TO SFC

FOX, A 5-4 POINT GUARD, LED TWINSBURG TO THEIR FIRST DIVISION I STATE CHAMPIONSHIPS THIS PAST SEASON.

- RATED IN THE TOP 100 ON THE OHIO GIRLS BASKETBALL REPORT.
- HELPED ORCHESTRATE A PERFECT 27-0 RECORD
- WARRENSVILLE HEIGHTS DISTRICT CHAMPIONS
- CANTON REGIONAL CHAMPIONS.
- TWINSBURG FINISHED THE SEASON RANKED #2 BY THE ASSOCIATED PRESS.
- #15 ON USA TODAY SUPER 25
- #19 ON ESPNRISE POWERADE FAB 50.

2011-12 St. Francis NY Women's Basketball St. Francis (NY) Individual Game-by-Game (as of Dec 14, 2011) All games																			
#21 FOX, Katie																			
Opponent	Date	gs	min	Total	pts	3-Pointers	fga	pts	Free throws	fta	pts	Rebounds	off	def	tot	avg	pf	a	t/o
at Penn	11/13/11	*	35	0-1	.000	0-1	.000	0-1	.000	0	1	1	1	0	5	5	2	0	1
ARMY	11/16/11	*	29	2-8	.250	1-4	.250	0-1	.000	3	3	6	3	3	3	3	3	5	2.5
at IUPUI	11/19/11	*	37	2-3	.667	2-3	.667	0-0	.000	1	4	5	4	4	3	2	0	4	6
COLUMBIA	11/23/11	*	30	1-2	.500	0-1	.000	2-4	.500	0	2	2	3	5	4	3	3	0	3.8
at ALBANY	11/27/11	*	37	0-3	.000	0-2	.000	0-0	.000	2	4	6	4	1	2	4	0	0	3.0
RIDER	11/30/11	*	33	1-5	.200	0-1	.000	0-0	.000	1	3	4	4	3	4	5	0	1	2.8
at WAGNER	12/03/11	*	32	0-3	.000	0-0	.000	0-0	.000	0	1	1	3	6	3	0	3	0	2.4
at Mount St. Mary's	12/05/11	*	27	0-2	.000	0-1	.000	0-0	.000	1	1	2	3	4	4	3	5	0	2.1
at Delaware State University	12/11/11	*	22	1-1	1.000	1-1	1.000	0-0	.000	0	2	2	3	2	5	1	2	0	3.2
FAIRFIELD	12/13/11	*	30	4-8	.500	2-4	.500	0-0	.000	0	3	3	3	2	2	0	3	0	3.0
Totals			10	312	11-36	.306	6-18	.333	2-6	.333	8	24	32	3	2	34	24	32	3.0
Games played: 10																			
Minutes/game: 31.2																			
Points/game: 3.0																			
FG Pct: 30.6																			
3FG Pct: 33.3																			
FT Pct: 33.3																			
Rebounds/game: 3.2																			
Assists/game: 2.4																			
Turnovers/game: 3.2																			
Assist/turnover ratio: 0.8																			
Steals/game: 1.4																			



2011-12 St. Francis NY Women's Basketball
St. Francis (NY) GAME HIGHS (as of Dec 14, 2011)
All games



FOX, Katie - GAME HIGHS

Points	10	FAIRFIELD (12/13/11)
	6	at IUPUI (11/19/11)
	5	ARMY (11/16/11)
	4	COLUMBIA (11/23/11)
	3	at Delaware State University (12/11/11)
Field Goals Made	4	FAIRFIELD (12/13/11)
	2	at IUPUI (11/19/11)
	2	ARMY (11/16/11)
Field Goal Attempts	8	FAIRFIELD (12/13/11)
	8	ARMY (11/16/11)
3-Point Field Goals Made	2	FAIRFIELD (12/13/11)
	2	at IUPUI (11/19/11)
3-Point FG Attempts	4	FAIRFIELD (12/13/11)
	4	ARMY (11/16/11)
3-Pt FG Pct (min 2 made)	.667 (2-3)	at IUPUI (11/19/11)
	.500 (2-4)	FAIRFIELD (12/13/11)
Free Throws Made	2	COLUMBIA (11/23/11)
Free Throw Attempts	4	COLUMBIA (11/23/11)
	1	ARMY (11/16/11)
	1	at Penn (11/13/11)
Rebounds	6	at ALBANY (11/27/11)
	6	ARMY (11/16/11)
Assists	5	at Penn (11/13/11)
	4	RIDER (11/30/11)
Steals	4	at IUPUI (11/19/11)
	3	ARMY (11/16/11)
Turnovers	5	at Mount St. Mary's (12/05/11)
	5	RIDER (11/30/11)
Fouls	5	at Delaware State University (12/11/11)
	5	at Penn (11/13/11)
Minutes	37	at ALBANY (11/27/11)
	37	at IUPUI (11/19/11)



30 KELLY MYERS

YEAR: FRESHMAN

POSITION: FORWARD

HEIGHT: 6-0

HOMETOWN: COVENTRY, CT

PREVIOUS SCHOOL: COVENTRY

MAJOR: MATHEMATICS



CAREER STATISTICS HIGHS

POINTS	9 @ WAGNER (12/3/11)
REBOUNDS	7 @ WAGNER (12/3/11)
ASSISTS	2 vs. FAIRFIELD (12/13/11)
FIELD GOALS	4 @ WAGNER (12/3/11)
3-POINT FG	---
FREE THROWS	1 @ WAGNER (12/3/11)
STEALS	---
BLOCKS	1 vs. RIDER (11/30/11)
MINUTES	20 @ WAGNER (12/3/11)

PRIOR TO SFC

MYERS, A 6-0 FORWARD, IS A THREE SPORT ATHLETE. SHE IS A FOUR TIME STATE CHAMPION IN VOLLEYBALL AND A TWO TIME STATE CHAMPION IN THE SHOT PUT.

- KELLY IS A THREE-TIME ALL-STATE SELECTION.
- SCORING OVER 1,000 POINTS
- PULLING DOWN OVER 1,000 REBOUNDS.
- LED HER TEAM IN BOTH SCORING AND REBOUNDING ALL OF HER FOUR YEARS.
- STATE RUNNER'S UP IN BOTH 2008 AND 2009.
- NAMED ALL CONFERENCE THREE CONSECUTIVE SEASONS (2009, 2010 AND 2011).

2011-12 St. Francis NY Women's Basketball
St. Francis (NY) Individual Game-by-Game (as of Dec 14, 2011)
All games

#30 MYERS, Kelly

Opponent	Date	gs	min	Total		3-Pointers		Free throws		Rebounds			avg	pf	a	t/o	blk	stl	pts	avg
				fg-fga	pct	3fg-fga	pct	ft-fte	pct	off	def	tot								
RIDER	11/30/11	17	2-5	.400	0-0	.000	0-0	.000	2	2	4	4.0	3	1	1	1	0	4	4.0	
at WAGNER	12/03/11	20	4-4	1.000	0-0	.000	1-3	.333	0	7	7	5.5	4	0	4	0	0	0	9	6.5
at Mount St. Mary's	12/05/11	8	0-1	.000	0-0	.000	0-0	.000	0	0	0	3.7	0	0	2	0	0	0	0	4.3
at Delaware State Universit	12/11/11	4	0-0	.000	0-0	.000	0-0	.000	1	0	1	3.0	1	0	1	0	0	0	0	3.3
FAIRFIELD	12/13/11	11	1-2	.500	0-0	.000	0-0	.000	0	1	1	2.6	5	2	1	0	0	2	3.0	
Totals		0	60	7-12	.583	0-0	.000	1-3	.333	3	10	13	2.6	13	3	9	1	0	15	3.0

Games played: 5
Minutes/game: 12.0
Points/game: 3.0
FG Pct: 58.3
FT Pct: 33.3

Rebounds/game: 2.6
Assists/game: 0.6
Turnovers/game: 1.8
Assist/turnover ratio: 0.3
Blocks/game: 0.2



2011-12 St. Francis NY Women's Basketball
St. Francis (NY) GAME HIGHS (as of Dec 14, 2011)
All games



MYERS, Kelly - GAME HIGHS

Points	9	at WAGNER (12/03/11)
	4	RIDER (11/30/11)
	2	FAIRFIELD (12/13/11)
Field Goals Made	4	at WAGNER (12/03/11)
	2	RIDER (11/30/11)
Field Goal Attempts	5	RIDER (11/30/11)
	4	at WAGNER (12/03/11)
Free Throws Made	1	at WAGNER (12/03/11)
Free Throw Attempts	3	at WAGNER (12/03/11)
Rebounds	7	at WAGNER (12/03/11)
	4	RIDER (11/30/11)
Assists	2	FAIRFIELD (12/13/11)
	1	RIDER (11/30/11)
Blocked Shots	1	RIDER (11/30/11)
Turnovers	4	at WAGNER (12/03/11)
Fouls	5	FAIRFIELD (12/13/11)
Minutes	20	at WAGNER (12/03/11)
	17	RIDER (11/30/11)



34 JAYMEE VENEY

YEAR: FRESHMAN

POSITION: FORWARD

HEIGHT: 6-0

HOMETOWN: FAIRBORN, OH

PREVIOUS SCHOOL: FAIRBORN

MAJOR: PSYCHOLOGY



CAREER STATISTICS HIGHS

POINTS	19 @ DELAWARE STATE (12/11/11)
REBOUNDS	10 @ DELAWARE STATE (12/11/11)
ASSISTS	2 @ DELAWARE STATE (12/11/11)
FIELD GOALS	7 @ MOUNT ST. MARY'S (12/5/11)
3-POINT FG	---
FREE THROWS	7, 2X; LAST @ DELAWARE STATE (12/11/11)
STEALS	2, 3X; LAST @ DELAWARE STATE (12/11/11)
BLOCKS	1, 2X; LAST @ DELAWARE STATE (12/11/11)
MINUTES	36 @ DELAWARE STATE (12/11/11)

2011-12 St. Francis NY Women's Basketball St. Francis (NY) Individual Game-by-Game (as of Dec 14, 2011) All games																			
#34 VENEY, Jaymee																			
Opponent	Date	gs	min	Total		3-Pointers		Free throws		Rebounds				pf	a	fto	bik	stl	pts
				fg	fga	3fg	3fga	ft	fta	off	def	tot	avg						avg
at Penn	11/13/11	28	37	429	0-0	0-0	0-0	7-7	1-000	3	6	9	9.0	4	1	0	0	0	13
ARMY	11/16/11	17	34	750	0-0	0-0	0-0	1-2	500	1	1	2	5.5	1	0	0	0	0	7
at IUPUI	11/19/11	15	26	333	0-0	0-0	0-0	2-4	500	0	1	1	4.0	2	0	0	0	0	6
COLUMBIA	11/23/11	15	37	429	0-0	0-0	0-0	0-0	0-0	2	1	3	3.8	0	0	3	0	0	6
at ALBANY	11/27/11	12	0-3	0-0	0-0	0-0	0-0	0-0	0-0	0	3	3	3.6	2	0	1	0	0	6
RIDER	11/30/11	*	23	6-8	750	0-0	0-0	3-4	750	1	5	6	4.0	3	0	4	1	2	15
at WAGNER	12/03/11	*	25	4-8	500	0-0	0-0	2-2	1-000	0	4	4	4.0	1	0	0	0	2	10
at Mount St. Mary's	12/05/11	*	29	7-11	636	0-1	0-0	3-5	600	1	6	7	4.4	2	1	1	0	0	17
at Delaware State University	12/11/11	*	36	6-9	667	0-0	0-0	7-8	875	2	8	10	5.0	4	2	2	1	2	19
FAIRFIELD	12/13/11	*	34	4-13	308	0-0	0-0	1-4	250	2	7	9	5.4	2	1	2	0	1	9
Totals		5	234	38-76	500	0-1	0-0	26-36	722	12	42	54	5.4	21	5	13	2	7	102
Games played: 10										Rebounds/game: 5.4									
Minutes/game: 23.4										Assists/game: 0.5									
Points/game: 10.2										Turnovers/game: 1.3									
FG Pct: 50.0										Assist/turnover ratio: 0.4									
3FG Pct: 0.0										Steals/game: 0.7									
FT Pct: 72.2										Blocks/game: 0.2									



2011-12 St. Francis NY Women's Basketball
St. Francis (NY) GAME HIGHS (as of Dec 14, 2011)
All games



VENEY, Jaymee - GAME HIGHS

Points	19	at Delaware State University (12/11/11)
	17	at Mount St. Mary's (12/05/11)
	15	RIDER (11/30/11)
	13	at Penn (11/13/11)
	10	at WAGNER (12/03/11)
Field Goals Made	7	at Mount St. Mary's (12/05/11)
	6	at Delaware State University (12/11/11)
	6	RIDER (11/30/11)
Field Goal Attempts	13	FAIRFIELD (12/13/11)
	11	at Mount St. Mary's (12/05/11)
FG Pct (min 5 made)	.750 (6-8)	RIDER (11/30/11)
	.667 (6-9)	at Delaware State University (12/11/11)
3-Point FG Attempts	1	at Mount St. Mary's (12/05/11)
Free Throws Made	7	at Delaware State University (12/11/11)
	7	at Penn (11/13/11)
Free Throw Attempts	8	at Delaware State University (12/11/11)
	7	at Penn (11/13/11)
FT Pct (min 3 made)	1.000 (7-7)	at Penn (11/13/11)
	.875 (7-8)	at Delaware State University (12/11/11)
Rebounds	10	at Delaware State University (12/11/11)
	9	FAIRFIELD (12/13/11)
	9	at Penn (11/13/11)
Assists	2	at Delaware State University (12/11/11)
	1	FAIRFIELD (12/13/11)
	1	at Mount St. Mary's (12/05/11)
Steals	1	at Penn (11/13/11)
	2	at Delaware State University (12/11/11)
	2	at WAGNER (12/03/11)
Blocked Shots	2	RIDER (11/30/11)
	1	at Delaware State University (12/11/11)
	1	RIDER (11/30/11)
Turnovers	4	RIDER (11/30/11)
Fouls	4	at Delaware State University (12/11/11)
	4	at Penn (11/13/11)
Minutes	36	at Delaware State University (12/11/11)
	34	FAIRFIELD (12/13/11)

PRIOR TO SFC

VENEY, A 6-0 FORWARD, IS A POLISHED POST PLAYER WHO SHOULD CONTRIBUTE NICELY FOR THE TERRIERS IN 11-12.

- DURING HER JUNIOR YEAR, VENEY AVERAGED 11.8 POINTS AND 11.1 REBOUNDS PER CONTEST WHILE SHOOTING 46% FROM THE FIELD AND 71% FROM THE FREE THROW LINE.
- AGAINST BELLBROOK, ON FEBRUARY 8TH, 2010, JAYMEE PULLED DOWN A SCHOOL RECORD 23 REBOUNDS.
- RECIPIENT OF THE SKYHAWK ROCK AWARD IN 2007-08
- ALL-CONFERENCE HONORABLE MENTION SELECTION.
- 2008-09 SEASON, VENEY WAS SELECTED TO THE SECOND TEAM ALL-CONFERENCE SQUAD.
- 2009-10: FIRST TEAM ALL-CONFERENCE SELECTION
- ALL-SOUTHWEST DISTRICT 2ND TEAM PICK
- SKYHAWK MOST VALUABLE PLAYER.
- DAYTON DAILY NEWS SELECTED HER AS AN ALL-AREA FIRST TEAM SELECTION.
- THIS PAST SEASON, SHE ENJOYED A SPECTULAR SEASON AS SHE AVERAGED 104 PPG. AND 8.7 RPG.
- NAMED HONORABLE MENTION ALL-STATE
- 2011 DABBET REPORT FIRST TEAM ALL AREA
- 1ST TEAM ALL-GREENE COUNTY
- 2ND TEAM SOUTHWEST ALL-DISTRICT.
- HER FAIRBORN TEAM WON THE GWOC SOUTH TITLE
- LED THE LEAGUE IN REBOUNDING. FAIRBORN FINISHED THE SEASON RANKED #7 BY THE ASSOCIATED PRESS.



41 EILIDH SIMPSON

YEAR: FRESHMAN

POSITION: GUARD

HEIGHT: 5-7

HOMETOWN: MELBOURNE, AUSTRALIA

PREVIOUS SCHOOL: MORDIALLOC COLLEGE

MAJOR: MANAGEMENT



CAREER STATISTICS HIGHS

POINTS 6 @ DELAWARE STATE (12/11/11)
REBOUNDS 4 vs. RIDER (11/30/11)
ASSISTS 3 vs. RIDER (11/30/11)
FIELD GOALS 2, 3X: LAST @ DELAWARE STATE (12/11/11)
3-POINT FG 1, 4X: LAST @ DELAWARE STATE (12/11/11)
FREE THROWS 1, 2X: LAST @ DELAWARE STATE (12/11/11)
STEALS 1 @ WAGNER (12/3/11)
BLOCKS ---
MINUTES 31 @ MOUNT St. MARY's (12/5/11)

PRIOR TO SFC

SIMPSON, A 5'8 GUARD FROM MORDIALLOC, AUSTRALIA PLAYS FOR THE SANDRINGHAM SABRES IN THE SEABL D-LEAGUE.

- COMBO GUARD WHO CAN PLAY THE POINT GUARD OR SHOOTING GUARD POSITIONS.
- SHE HAS A SCORER'S MENTALITY AND CAN DO SO IN A VARIETY OF WAYS WITH DEEP RANGE ON HER SHOT, AND THE ABILITY TO CREATE OFF THE DRIBBLE.
- SHE IS ALSO A GOOD PASSER AND IS GOING TO LOOK TO PUSH TEMPO IN THE OPEN COURT.
- LAST SEASON, NAMED THE TEAM'S MOST VALUABLE PLAYER
- FINISHED FOURTH IN THE LEAGUE MOST VALUABLE PLAYER VOTING.
- MEMBER OF THE U20 VICTORIAN STATE SQUAD.
- CURRENTLY, SHE IS TRYING OUT FOR A SPOT TO COMPETE IN THE FIBA U19 WORLD CHAMPIONSHIPS BEING HELD IN CHILE THIS JULY.

2011-12 St. Francis NY Women's Basketball St. Francis (NY) Individual Game-by-Game (as of Dec 14, 2011) All games														
#41 SIMPSON, Eilidh														
Opponent	Date	gs	min	Total	fg-fga	pct	3fg-fga	pct	ft-fa	pct	Rebounds	off	def	tot
RIDER	11/30/11	17	1-3	.333	1-3	.333	0-0	.000	1	3	4	0	1	3
at WAGNER	12/03/11	27	2-7	.286	1-4	.250	0-0	.000	0	0	0	2	2	4
at Mount St. Mary's	12/05/11	31	2-6	.333	1-3	.333	0-0	.000	0	3	3	2	0	4
at Delaware State University	12/11/11	17	2-3	.667	1-1	1.000	1-1	1.000	0	0	0	1	0	1
FAIRFIELD	12/13/11	12	1-2	.500	1-1	1.000	0-0	.000	0	1	1	0	0	1
Totals		2	104	8-21	.381	5-12	.417	1-1	1.000	1	7	8	1	22
Games played: 5														
Minutes/game: 20.8														
Points/game: 4.4														
FG Pct: 38.1														
3FG Pct: 41.7														
FT Pct: 100.0														
Rebounds/game: 1.6														
Assists/game: 1.0														
Turnovers/game: 2.6														
Assist/turnover ratio: 0.4														
Steals/game: 0.2														



2011-12 St. Francis NY Women's Basketball
St. Francis (NY) GAME HIGHS (as of Dec 14, 2011)
All games



SIMPSON, Eilidh - GAME HIGHS

Points	6	at Delaware State University (12/11/11)
	5	at Mount St. Mary's (12/05/11)
	5	at WAGNER (12/03/11)
	3	FAIRFIELD (12/13/11)
Field Goals Made	3	RIDER (11/30/11)
	2	at Delaware State University (12/11/11)
	2	at Mount St. Mary's (12/05/11)
Field Goal Attempts	7	at WAGNER (12/03/11)
	6	at Mount St. Mary's (12/05/11)
3-Point Field Goals Made	1	FAIRFIELD (12/13/11)
	1	at Delaware State University (12/11/11)
	1	at Mount St. Mary's (12/05/11)
	1	at WAGNER (12/03/11)
3-Point FG Attempts	4	RIDER (11/30/11)
	3	at WAGNER (12/03/11)
	3	at Mount St. Mary's (12/05/11)
Free Throws Made	1	RIDER (11/30/11)
Free Throw Attempts	1	at Delaware State University (12/11/11)
Rebounds	4	at Delaware State University (12/11/11)
	3	RIDER (11/30/11)
Assists	3	at Mount St. Mary's (12/05/11)
	2	RIDER (11/30/11)
Steals	1	at WAGNER (12/03/11)
Turnovers	4	at Mount St. Mary's (12/05/11)
	4	at WAGNER (12/03/11)
Fouls	2	at WAGNER (12/03/11)
Minutes	31	at Mount St. Mary's (12/05/11)
	27	at WAGNER (12/03/11)



50 COLETTE HOUNSHELL

YEAR: FRESHMAN

POSITION: FORWARD

HEIGHT: 6-1

HOMETOWN: KIRTLAND, OH

PREVIOUS SCHOOL: LAKE CATHOLIC

MAJOR: MANAGEMENT

CAREER STATISTICS HIGHS

POINTS 14 @ IUPUI (11/19/11)
REBOUNDS 4 @UPENN (11/13/11)
ASSISTS 1, 3x: LAST @ IUPUI (11/19/11)
FIELD GOALS 7 @ IUPUI (11/19/11)
3-POINT FG ---
FREE THROWS ---
STEALS 3 @ IUPUI (11/19/11)
BLOCKS 1, 4x: LAST @ WAGNER (12/3/11)
MINUTES 27, 2x: LAST @ IUPUI (11/19/11)

		#50 HOUNSHELL, Colette									
Opponent	Date	pts	reb	ast	fg	3pt	ft	off	def	tot	mins
at Penn	11/13/11	27	15	200	8-8	.000	0-0	.000	1	3	4.8
ARMY	11/16/11	22	1-4	250	0-0	.000	0-0	.000	0	2	3.0
at IUPUI	11/19/11	27	7-12	.583	8-8	.000	0-0	.000	2	0	2.7
COLUMBIA	11/23/11	25	0-5	.000	0-0	.000	5-6	.833	2	1	3.8
at ALBANY	11/27/11	21	0-5	.000	8-8	.000	0-0	.000	0	1	2.4
RIDER	11/30/11	30	2-5	.667	0-0	.000	5-6	.833	1	5	3.0
at WAGNER	12/03/11	17	1-2	.500	8-8	.000	0-0	.000	0	2	2.9
at Mount St. Mary's	12/05/11	10	1-1	1.000	0-0	.000	1-2	.500	0	1	2.5
at Delaware State University	12/11/11	8	1-2	.500	8-8	.000	0-0	.000	0	1	2.4
Totals		6	185	14-59	.359	0-0	.000	11-14	.786	6	16

Games played: 9
Minutes/game: 20.6
Points/game: 4.3
FG Pct: 35.9
FT Pct: 78.6

Rebounds/game: 2.4
Assists/game: 0.7
Turnovers/game: 1.9
Assist/turnover ratio: 0.4
Steals/game: 0.8
Blocks/game: 0.4

2011-12 St.Francis NY Women's Basketball
St. Francis (NY) GAME HIGHS (as of Dec 12, 2011)
All games

HOUNSHELL, Colette - GAME HIGHS

Points	14	at IUPUI (11/19/11)
	9	RIDER (11/30/11)
	5	COLUMBIA (11/23/11)
	3	at Mount St. Mary's (12/05/11)
	2	at Delaware State University (12/11/11)
	2	at WAGNER (12/03/11)
	2	ARMY (11/16/11)
	2	at Penn (11/13/11)
Field Goals Made	7	at IUPUI (11/19/11)
	2	RIDER (11/30/11)
Field Goal Attempts	12	at IUPUI (11/19/11)
	5	at ALBANY (11/27/11)
	5	COLUMBIA (11/23/11)
	5	at Penn (11/13/11)
FG Pct (min 5 made)	.583	(7-12) at IUPUI (11/19/11)
Free Throws Made	5	RIDER (11/30/11)
	5	COLUMBIA (11/23/11)
Free Throw Attempts	6	RIDER (11/30/11)
	6	COLUMBIA (11/23/11)
FT Pct (min 3 made)	.833	(5-6) RIDER (11/30/11)
	.833	(5-6) COLUMBIA (11/23/11)
Rebounds	6	RIDER (11/30/11)
	4	at Penn (11/13/11)
	4	RIDER (11/30/11)
Assists	1	at WAGNER (12/03/11)
	1	at IUPUI (11/19/11)
	1	ARMY (11/16/11)
	1	at Penn (11/13/11)
Steals	3	at IUPUI (11/19/11)
	2	RIDER (11/30/11)
Blocked Shots	1	at WAGNER (12/03/11)
	1	COLUMBIA (11/23/11)
	1	at IUPUI (11/19/11)
	1	at Penn (11/13/11)
Turnovers	5	at Penn (11/13/11)
	4	COLUMBIA (11/23/11)
Minutes	30	RIDER (11/30/11)
	27	at IUPUI (11/19/11)
	27	at Penn (11/13/11)

PRIOR TO SFC

HOUNSHELL, A 6-FOOT-1 CENTER FROM KIRTLAND, OHIO, PLAYS AT LAKE CATHOLIC.

- AS A SOPHOMORE, SHE AVERAGED 7.7 POINTS AND 4.3 REBOUNDS PER GAME FOR THE COUGARS WHO FINISHED THE YEAR 18-6.
- NAMED 2008-09 HONORABLE MENTION ALL-NORTH COAST LEAGUE ALL-DISTRICT SELECTION. COLETTE MISSED HER JUNIOR YEAR WHILE RECOVERING FROM AN ACL INJURY.
- THE SUMMER FOLLOWING HER INJURY, HOUNSHELL COMPETED FOR THE OHIO GLORY AAU
- AVERAGED 16.0 PPG AND 7.0 REBOUNDS.
- SENIOR YEAR SHE AVERAGED 12.8 POINTS, 7.9 REBOUNDS, 1.2 ASSISTS AND 3.2 STEALS WHILE LEADING THE COUGARS TO THE REGIONAL FINALS
- NAMED 2011 NEWS-HERALD ATHLETE OF THE YEAR
- 1ST TEAM ALL-STATE
- 1ST TEAM NORTHEAST LAKES ALL DISTRICT
- NORTHEAST LAKE DISTRICT PLAYER OF THE YEAR.
- LAKE CATHOLIC FINISHED THE SEASON AS THE ANDOVER DISTRICT CHAMPIONS AND RANKED #7 BY THE ASSOCIATED PRESS.
- TWIN BROTHER, CHASE, PLAYS FOR DEFENSIVE END FOR NOTRE DAME
- BROTHER, CHAD, PLAYED OFFENSIVE GUARD FOR THE 2010 CENTRAL FLORIDA LIBERTY BOWL CHAMPIONSHIP TEAM.



2011-12 St. Francis NY Women's Basketball
St. Francis (NY) Combined Team Statistics (as of Dec 13, 2011)
All games



RECORD:	OVERALL	HOME	AWAY	NEUTRAL
ALL GAMES	1-9	1-3	0-6	0-0
CONFERENCE	0-2	0-0	0-2	0-0
NON-CONFERENCE	1-7	1-3	0-4	0-0

#	Player	gp-gs	min	avg	Total		3-Point		F-Throw		Rebounds				pf	dq	a	to	blk	stl	pts	avg
					fg-fga	fg%	3fg-fga	3fg%	ft-fga	ft%	off	def	tot	avg								
34	VENEY, Jaymee	10-5	234	23.4	38-76	.500	0-1	.000	26-36	.722	12	42	54	5.4	21	0	5	13	2	7	102	10.2
44	KAUFMAN, Jessica	5-5	152	30.4	18-43	.419	0-0	.000	10-17	.588	8	29	37	7.4	16	0	7	12	4	4	46	9.2
01	ROBINSON, Jasmin	10-6	302	30.2	31-57	.544	3-7	.429	27-40	.675	6	34	40	4.0	27	0	26	48	0	14	92	9.2
14	BENEDETTI, Sarah	10-5	215	21.5	20-52	.385	15-41	.366	3-5	.600	2	17	19	1.9	12	0	5	9	1	4	58	5.8
41	SIMPSON, Eliidh	5-2	104	20.8	8-21	.381	5-12	.417	1-1	1.000	1	7	8	1.6	3	0	5	13	0	1	22	4.4
50	HOUNSHELL, Colette	9-6	185	20.6	14-39	.359	0-0	.000	11-14	.786	6	16	22	2.4	19	0	6	17	4	7	39	4.3
12	SNAUWAERT, Kim	10-4	184	18.4	12-38	.316	4-14	.286	3-4	.750	6	20	26	2.6	16	0	14	20	5	3	31	3.1
11	BINGHAM, Stefanie	10-7	188	18.8	13-39	.333	1-6	.167	3-6	.500	5	15	20	2.0	11	0	11	26	1	7	30	3.0
21	FOX, Katie	10-10	312	31.2	11-36	.306	6-18	.333	2-6	.333	8	24	32	3.2	34	2	24	32	0	14	30	3.0
30	MYERS, Kelly	5-0	60	12.0	7-12	.583	0-0	.000	1-3	.333	3	10	13	2.6	13	1	3	9	1	0	15	3.0
25	MARGINEAN, Ozana	9-0	74	8.2	4-13	.308	1-5	.200	2-2	1.000	0	4	4	0.4	6	0	4	9	0	1	11	1.2
33	JANKOWSKI, Madelin	5-0	16	3.2	1-6	.167	1-6	.167	0-0	.000	0	1	1	0.2	0	0	1	0	0	0	3	0.6
Team											18	19	37				13					
Total.....		10	2026		177-432	.410	36-110	.327	89-134	.664	75	238	313	31.3	178	3	111	221	18	62	479	47.9
Opponents.....		10	2025		214-541	.396	52-167	.311	131-200	.655	129	205	334	33.4	141	-	133	129	32	109	611	61.1

TEAM STATISTICS	SFNYW	OPP	Date	Opponent	Score	Att.
SCORING	479	611	11/13/11	at Penn	Lot 61-70	156
Points per game	47.9	61.1	11/16/11	ARMY	L 43-59	305
Scoring margin	-13.2	-	11/19/11	at IUPUI	L 56-75	279
FIELD GOALS-ATT	177-432	214-541	11/23/11	COLUMBIA	w 48-44	177
Field goal pct	.410	.396	11/27/11	at ALBANY	L 34-50	877
3 POINT FG-ATT	36-110	52-167	11/30/11	RIDER	L 48-68	127
3-point FG pct	.327	.311	* 12/03/11	at WAGNER	L 45-49	517
3-pt FG made per game	3.6	5.2	* 12/05/11	at Mount St. Mary's	L 48-70	177
FREE THROWS-ATT	89-134	131-200	12/11/11	at Delaware State University	L 66-73	123
Free throw pct	.664	.655	12/13/11	FAIRFIELD	L 30-53	107
F-Throws made per game	8.9	13.1				
REBOUNDS	313	334				
Rebounds per game	31.3	33.4				
Rebounding margin	-2.1	-				
ASSISTS	111	133				
Assists per game	11.1	13.3				
TURNOVERS	221	129				
Turnovers per game	22.1	12.9				
Turnover margin	-9.2	-				
Assist/turnover ratio	0.5	1.0				
STEALS	62	109				
Steals per game	6.2	10.9				
BLOCKS	18	32				
Blocks per game	1.8	3.2				
ATTENDANCE	716	2129				
Home games-Avg/Game	4-179	6-355				
Neutral site-Avg/Game	-	0-0				

* - Conference game

Score by Periods	1st	2nd	OT	Totals
St. Francis (NY)	246	230	3	479
Opponents	281	318	12	611



2011-12 St.Francis NY Women's Basketball
St. Francis (NY) Combined Team Statistics (as of Dec 14, 2011)
Home games



RECORD:		OVERALL	HOME	AWAY	NEUTRAL
ALL GAMES		1-3	1-3	0-0	0-0
CONFERENCE		0-0	0-0	0-0	0-0
NON-CONFERENCE		1-3	1-3	0-0	0-0

#	Player	gp-gs	min	avg	fg-fga	fg%	3fg-fga	3fg%	ft-fa	ft%	off	def	tot	avg	pf	dq	a	to	blk	stl	pts	avg
34	VENEY, Jaymee	4-2	89	22.3	16-32	.500	0-0	.000	5-10	.500	6	14	20	5.0	6	0	1	9	1	3	37	9.3
44	KAUFMAN, Jessica	2-2	66	33.0	4-13	.308	0-0	.000	6-13	.462	3	15	18	9.0	7	0	4	5	2	2	14	7.0
01	ROBINSON, Jasmin	4-3	117	29.3	7-14	.500	1-2	.500	10-13	.769	2	16	18	4.5	9	0	6	16	0	4	25	6.3
50	HOUNSHELL, Colette	3-2	77	25.7	3-12	.250	0-0	.000	10-12	.833	3	8	11	3.7	7	0	3	6	1	2	16	5.3
21	FOX, Katie	4-4	122	30.5	8-23	.348	3-10	.300	2-5	.400	4	11	15	3.8	12	0	10	14	0	6	21	5.3
14	BENEDETTI, Sarah	4-2	91	22.8	6-19	.316	3-12	.250	3-5	.600	2	9	11	2.8	3	0	1	3	0	3	18	4.5
30	MYERS, Kelly	2-0	28	14.0	3-7	.429	0-0	.000	0-0	.000	2	3	5	2.5	8	1	3	2	1	0	6	3.0
41	SIMPSON, Elidh	2-0	29	14.5	2-5	.400	2-4	.500	0-0	.000	1	4	5	2.5	1	0	3	3	0	0	6	3.0
12	SNAUWAERT, Kim	4-2	60	15.0	3-16	.188	1-6	.167	1-2	.500	4	5	9	2.3	7	0	3	6	1	0	8	2.0
25	MARGINEAN, Ozana	4-0	43	10.8	3-9	.333	0-1	.000	2-2	1.000	0	2	2	0.5	4	0	1	3	0	0	8	2.0
11	BINGHAM, Stefanie	4-3	70	17.5	3-13	.231	0-2	.000	1-2	.500	1	6	7	1.8	3	0	2	11	1	4	7	1.8
33	JANKOWSKI, Madelin	3-0	9	3.0	1-4	.250	1-4	.250	0-0	.000	0	0	0	0.0	0	0	0	0	0	0	3	1.0
Team													9	6	15			6				
Total.....		4	801		59-167	.353	11-41	.268	40-64	.625	37	99	136	34.0	67	1	37	84	7	24	169	42.2
Opponents.....		4	800		84-213	.394	23-72	.319	33-60	.550	48	85	133	33.2	57	-	50	52	8	37	224	56.0

TEAM STATISTICS			SFNYW	OPP	Date	Opponent	Score	Att.	
SCORING			169	224	11/16/11	ARMY	L	43-59	305
Points per game			42.2	56.0	11/23/11	COLUMBIA	W	48-44	177
Scoring margin			-13.7	-	11/30/11	RIDER	L	48-68	127
FIELD GOALS-ATT			59-167	84-213	12/13/11	FAIRFIELD	L	30-53	107
Field goal pct			.353	.394	* - Conference game				
3 POINT FG-ATT			11-41	23-72					
3-point FG pct			.268	.319					
3-pt FG made per game			2.8	5.8					
FREE THROWS-ATT			40-64	33-60					
Free throw pct			.625	.550					
F-Throws made per game			10.0	8.3					
REBOUNDS			136	133					
Rebounds per game			34.0	33.2					
Rebounding margin			+0.8	-					
ASSISTS			37	50					
Assists per game			9.3	12.5					
TURNOVERS			84	52					
Turnovers per game			21.0	13.0					
Turnover margin			-8.0	-					
Assist/turnover ratio			0.4	1.0					
STEALS			24	37					
Steals per game			6.0	9.3					
BLOCKS			7	8					
Blocks per game			1.8	2.0					
ATTENDANCE			716	0					
Home games-Avg/Game			4-179	0-0					
Neutral site-Avg/Game			-	0-0					
Score by Periods			1st	2nd	Totals				
St. Francis (NY)			85	84	169				
Opponents			115	109	224				



2011-12 St.Francis NY Women's Basketball
St. Francis (NY) Combined Team Statistics (as of Dec 14, 2011)
Away games



RECORD:		OVERALL	HOME	AWAY	NEUTRAL
ALL GAMES		0-6	0-0	0-6	0-0
CONFERENCE		0-2	0-0	0-2	0-0
NON-CONFERENCE		0-4	0-0	0-4	0-0

#	Player	gp-gs	min	avg	fg-fga	fg%	3fg-fga	3fg%	ft-fa	ft%	off	def	tot	avg	pf	dq	a	to	blk	stl	pts	avg
01	ROBINSON, Jasmin	6-3	185	30.8	24-43	.558	2-5	.400	17-27	.630	4	18	22	3.7	18	0	20	32	0	10	67	11.2
34	VENEY, Jaymee	6-3	145	24.2	22-44	.500	0-1	.000	21-26	.808	6	28	34	5.7	15	0	4	4	1	4	65	10.8
44	KAUFMAN, Jessica	3-3	86	28.7	14-30	.467	0-0	.000	4-4	1.000	5	14	19	6.3	9	0	3	7	2	2	32	10.7
14	BENEDETTI, Sarah	6-3	124	20.7	14-33	.424	12-29	.414	0-0	.000	0	8	8	1.3	9	0	4	6	1	1	40	6.7
41	SIMPSON, Elidh	3-2	75	25.0	6-16	.375	3-8	.375	1-1	1.000	0	3	3	1.0	2	0	2	10	0	1	16	5.3
11	BINGHAM, Stefanie	6-4	118	19.7	10-26	.385	1-4	.250	2-4	.500	4	9	13	2.2	8	0	9	15	0	3	23	3.8
50	HOUNSHELL, Colette	6-4	108	18.0	11-27	.407	0-0	.000	1-2	.500	3	8	11	1.8	12	0	3	11	3	5	23	3.8
12	SNAUWAERT, Kim	6-2	124	20.7	9-22	.409	3-8	.375	2-2	1.000	2	15	17	2.8	9	0	11	14	4	3	23	3.8
30	MYERS, Kelly	3-0	32	10.7	4-5	.800	0-0	.000	1-3	.333	1	7	8	2.7	5	0	0	7	0	0	9	3.0
21	FOX, Katie	6-6	190	31.7	3-13	.231	3-8	.375	0-1	.000	4	13	17	2.8	22	2	14	18	0	8	9	1.5
25	MARGINEAN, Ozana	5-0	31	6.2	1-4	.250	1-4	.250	0-0	.000	0	2	2	0.4	2	0	3	6	0	1	3	0.6
33	JANKOWSKI, Madelin	2-0	7	3.5	0-2	.000	0-2	.000	0-0	.000	0	1	1	0.5	0	0	1	0	0	0	0	0.0
Team													9	13	22			7				
Total.....		6	1225		118-265	.445	25-69	.362	49-70	.700	38	139	177	29.5	111	2	74	137	11	38	310	51.7
Opponents.....		6	1225		130-328	.396	29-95	.305	98-140	.700	81	120	201	33.5	84	-	83	77	24	72	387	64.5

TEAM STATISTICS		SFNYW	OPP	Date	Opponent	Score	Att.
SCORING		310	387	11/13/11	at Penn	L 61-70	156
Points per game		51.7	64.5	11/19/11	at IUPUI	L 56-75	279
Scoring margin		-12.8	-	11/27/11	at ALBANY	L 34-50	877
FIELD GOALS-ATT		118-265	130-328	* 12/03/11	at WAGNER	L 45-49	517
Field goal pct		.445	.396	* 12/05/11	at Mount St. Mary's	L 48-70	177
3 POINT FG-ATT		25-69	29-95	12/11/11	at Delaware State University	L 66-73	123
3-point FG pct		.362	.305	* - Conference game			
3-pt FG made per game		4.2	4.8				
FREE THROWS-ATT		49-70	98-140				
Free throw pct		.700	.700				
F-Throws made per game		8.2	16.3				
REBOUNDS		177	201				
Rebounds per game		29.5	33.5				
Rebounding margin		-4.0	-				
ASSISTS		74	83				
Assists per game		12.3	13.8				
TURNOVERS		137	77				
Turnovers per game		22.8	12.8				
Turnover margin		-10.0	-				
Assist/turnover ratio		0.5	1.1				
STEALS		38	72				
Steals per game		6.3	12.0				
BLOCKS		11	24				
Blocks per game		1.8	4.0				
ATTENDANCE		0	2129				
Home games-Avg/Game		0-0	6-355				
Neutral site-Avg/Game		-	0-0				
Score by Periods		1st	2nd	OT	Totals		
St. Francis (NY)		161	146	3	310		
Opponents		166	209	12	387		



2011-12 St.Francis NY Women's Basketball
St. Francis (NY) Combined Team Statistics (as of Dec 12, 2011)
Conference games



RECORD:	OVERALL	HOME	AWAY	NEUTRAL
ALL GAMES	0-2	0-0	0-2	0-0
CONFERENCE	0-2	0-0	0-2	0-0
NON-CONFERENCE	0-0	0-0	0-0	0-0

		Total					J-Point		F-Three		Rebounds													
#	Player	gp-gs	min	pts	avg	fg-fga	fg%	3fg-fga	3fg%	ft-fga	ft%	TS	off	def	tot	avg	pf	dq	a	to	blk	stl	pts	avg
24	VENEY, Jaymee	2-2	54	27.0	11-15	.579	8-11	.000	5-7	.714	1	10	11	5.5	3	0	1	1	0	2	27	13.5		
01	ROBINSON, Jasmin	2-1	57	28.5	9-17	.529	0-1	.000	2-3	.667	3	6	9	4.5	6	0	7	9	0	5	20	10.0		
12	SNAUWAERT, Kim	2-1	50	25.0	4-9	.444	2-3	.667	0-0	.000	1	7	4	4.0	1	0	5	6	1	0	18	9.0		
41	SIMPSON, Ellidh	2-2	58	29.0	4-13	.308	2-7	.286	0-0	.000	0	3	3	1.5	2	0	2	8	0	1	10	5.0		
30	MYERS, Kelly	2-0	26	14.0	4-5	.800	0-0	.000	1-3	.333	0	7	7	3.5	4	0	0	6	0	0	8	4.5		
14	BENEDETTI, Sarah	2-1	33	16.5	3-9	.333	2-6	.333	0-0	.000	0	1	1	0.5	3	0	2	1	0	1	8	4.0		
50	HOUNSHELL, Colette	2-1	27	13.5	2-3	.667	0-0	.000	1-2	.500	0	3	3	1.5	3	0	1	4	1	1	5	2.5		
11	BINGHAM, Stefanie	2-0	27	13.5	2-2	1.000	0-0	.000	0-0	.000	1	4	5	2.5	1	0	3	4	0	1	4	2.0		
25	MARGINEAN, Ozana	1-0	0	3.0	0-0	.000	0-0	.000	0-0	.000	0	0	0	0.0	1	0	0	1	0	0	0	0.0		
33	JANKOWSKI, Madelin	1-0	4	4.0	0-1	.000	0-0	.000	0-0	.000	0	1	1	1.0	0	0	0	0	0	0	0	0.0		
21	FOX, Katie	2-2	59	29.5	0-5	.000	0-1	.000	0-0	.000	1	2	3	1.5	7	0	3	0	3	0	0	0.0		
Team													1	0	1				2					
Total.....		2	400		39-83	.470	6-20	.300	9-15	.600	6	44	52	26.0	31	0	25	58	2	14	93	46.5		
Opponents.....		2	400		42-102	.412	11-34	.324	24-35	.686	21	99	60	30.0	22	-	28	52	8	27	119	59.5		

TEAM STATISTICS	SFNYW	OPP	Date	Opponent	Score	Att.
SCORING	93	119	-	12/03/11	at WACONER	L 46-69
Points per game	46.5	59.5	-	12/05/11	at Mount St. Mary's	L 46-70
Scoring margin	-13.0	-	* - Conference game			
FIELD GOALS-ATT	39-83	42-102				
Field goal pct	.470	.412				
3 POINT FG-ATT	6-20	11-34				
3-point FG pct	.300	.324				
3-pt FG made per game	3.8	5.5				
FREE THROWS-ATT	9-15	26-35				
Free throw pct	.600	.686				
F-Throws made per game	4.5	12.0				
REBOUNDS	52	60				
Rebounds per game	26.0	30.0				
Rebounding margin	-4.0	-				
ASSISTS	25	26				
Assists per game	12.5	13.0				
TURNOVERS	58	52				
Turnovers per game	29.0	26.0				
Turnover margin	-0.5	-				
Assist/turnover ratio	0.5	0.5				
STEALS	14	27				
Steals per game	7.0	13.5				
BLOCKS	2	6				
Blocks per game	1.0	3.0				
ATTENDANCE	8	634				
Home games-Avg/Game	0-0	2-347				
Neutral site-Avg/Game	-	0-0				

Score by Periods	1st	2nd	OT	Totals
St. Francis (NY)	45	48		93
Opponents	55	64		119



2011-12 St. Francis NY Women's Basketball
St. Francis (NY) Combined Team Statistics (as of Dec 14, 2011)
Non-conference games



RECORD:	OVERALL	HOME	AWAY	NEUTRAL
ALL GAMES	1-7	1-3	0-4	0-0
CONFERENCE	0-0	0-0	0-0	0-0
NON-CONFERENCE	1-7	1-3	0-4	0-0

		Total					3-Point		F-Throw		Rebounds											
#	Player	gp-gs	min	avg	fg-fga	fg%	3fg-fga	3fg%	ft-fga	ft%	off	def	tot	avg	pf	dq	a	to	blk	stl	pts	avg
34	VENEY, Jaymee	8-3	180	22.5	27-57	.474	0-0	.000	21-29	.724	11	32	43	5.4	18	0	4	12	2	5	75	9.4
44	KAUFMAN, Jessica	5-5	152	30.4	18-43	.419	0-0	.000	10-17	.588	8	29	37	7.4	16	0	7	12	4	4	46	9.2
01	ROBINSON, Jasmin	8-5	245	30.6	22-40	.550	3-6	.500	25-37	.676	3	28	31	3.9	21	0	19	39	0	9	72	9.0
14	BENEDETTI, Sarah	8-4	182	22.8	17-43	.395	13-35	.371	3-5	.600	2	16	18	2.3	9	0	3	8	1	3	50	6.3
50	HOUNSHELL, Colette	7-5	158	22.6	12-36	.333	0-0	.000	10-12	.833	6	13	19	2.7	16	0	5	13	3	6	34	4.9
41	SIMPSON, Ellidh	3-0	46	15.3	4-8	.500	3-5	.600	1-1	1.000	1	4	5	1.7	1	0	3	5	0	0	12	4.0
21	FOX, Katie	8-8	253	31.6	11-31	.355	6-17	.353	2-6	.333	7	22	29	3.6	27	2	21	24	0	11	30	3.8
11	BINGHAM, Stefanie	8-7	161	20.1	11-37	.297	1-6	.167	3-6	.500	4	11	15	1.9	10	0	8	22	1	6	26	3.3
12	SNAUWAERT, Kim	8-3	134	16.8	8-29	.276	2-11	.182	3-4	.750	5	13	18	2.3	15	0	8	14	4	3	21	2.6
30	MYERS, Kelly	3-0	32	10.7	3-7	.429	0-0	.000	0-0	.000	3	3	6	2.0	9	1	3	3	1	0	6	2.0
25	MARGINEAN, Ozana	8-0	71	8.9	4-13	.308	1-5	.200	2-2	1.000	0	4	4	0.5	5	0	4	8	0	1	11	1.4
33	JANKOWSKI, Madelin	4-0	12	3.0	1-5	.200	1-5	.200	0-0	.000	0	0	0	0.0	0	0	1	0	0	0	3	0.8
Team											17	19	36					11				
Total.....		8	1626		138-349	.395	30-90	.333	80-119	.672	67	194	261	32.6	147	3	86	171	16	48	386	48.2
Opponents.....		8	1625		172-439	.392	41-133	.308	107-165	.648	108	166	274	34.2	119	-	105	97	24	82	492	61.5

TEAM STATISTICS	SFNYW	OPP	Date	Opponent	Score	Att.
SCORING	386	492	11/13/11	at Penn	Lot	61-70
Points per game	48.2	61.5	11/16/11	ARMY	L	43-59
Scoring margin	-13.2	-	11/19/11	at IUPUI	L	56-75
FIELD GOALS-ATT	138-349	172-430	11/23/11	COLUMBIA	W	48-44
Field goal pct	.395	.392	11/27/11	at ALBANY	L	34-50
3 POINT FG-ATT	30-90	41-133	11/30/11	RIDER	L	48-68
3-point FG pct	.333	.308	12/11/11	at Delaware State University	L	66-73
3-pt FG made per game	3.8	5.1	12/13/11	FAIRFIELD	L	30-53
FREE THROWS-ATT	80-119	107-165	* - Conference game			
Free throw pct	.672	.648				
F-Throws made per game	10.0	13.4				
REBOUNDS	261	274				
Rebounds per game	32.6	34.2				
Rebounding margin	-1.6	-				
ASSISTS	86	105				
Assists per game	10.8	13.1				
TURNOVERS	171	97				
Turnovers per game	21.4	12.1				
Turnover margin	-9.2	-				
Assist/turnover ratio	0.5	1.1				
STEALS	48	82				
Steals per game	6.0	10.3				
BLOCKS	16	24				
Blocks per game	2.0	3.0				
ATTENDANCE	716	1435				
Home games-Avg/Game	4-179	4-359				
Neutral site-Avg/Game	-	0-0				

Score by Periods	1st	2nd	OT	Totals
St. Francis (NY)	201	182	3	386
Opponents	226	254	12	492



2011-12 St. Francis NY Women's Basketball
St. Francis (NY) Combined Team Statistics (as of Dec 14, 2011)
All games -- 1st half only



RECORD:	OVERALL	HOME	AWAY	NEUTRAL
ALL GAMES	1-9	1-3	0-6	0-0
CONFERENCE	0-2	0-0	0-2	0-0
NON-CONFERENCE	1-7	1-3	0-4	0-0

#	Player	gp-gs	min	avg	Total		3-Point		F-Throw		Rebounds				pf	dq	a	to	blk	stl	pts	avg
					fg-fga	fg%	3fg-fga	3fg%	ft-fa	ft%	off	def	tot	avg								
01	ROBINSON, Jasmin	10-6	146	14.6	17-28	.607	1-3	.333	17-23	.739	2	16	18	1.8	10	0	14	22	0	9	52	5.2
34	VENEY, Jaymee	10-5	110	11.0	19-37	.514	0-0	.000	13-17	.765	6	25	31	3.1	11	0	4	8	1	4	51	5.1
44	KAUFMAN, Jessica	5-5	71	14.2	7-16	.438	0-0	.000	5-9	.556	2	16	18	3.6	7	0	3	3	2	3	19	3.8
14	BENEDETTI, Sarah	10-5	100	10.0	11-27	.407	9-21	.429	0-0	.000	0	6	6	0.6	4	0	2	5	1	2	31	3.1
50	HOUNSHELL, Colette	9-6	100	11.1	7-18	.389	0-0	.000	7-8	.875	4	10	14	1.6	11	0	2	11	2	2	21	2.3
41	SIMPSON, Eilidh	5-2	49	9.8	4-11	.364	2-6	.333	1-1	1.000	0	3	3	0.6	1	0	1	6	0	1	11	2.2
12	SNAUWAERT, Kim	10-4	99	9.9	9-23	.391	3-10	.300	1-2	.500	2	13	15	1.5	8	0	9	10	1	2	22	2.2
21	FOX, Katie	10-10	146	14.6	7-15	.467	4-8	.500	0-1	.000	5	10	15	1.5	11	0	7	18	0	6	18	1.8
11	BINGHAM, Stefanie	10-7	110	11.0	7-21	.333	0-4	.000	1-2	.500	1	9	10	1.0	7	0	6	17	1	6	15	1.5
25	MARGINEAN, Ozana	9-0	40	4.4	2-5	.400	0-2	.000	0-0	.000	0	3	3	0.3	3	0	3	6	0	0	4	0.4
30	MYERS, Kelly	5-0	29	5.8	1-3	.333	0-0	.000	0-1	.000	0	2	2	0.4	8	0	2	4	0	0	2	0.4
33	JANKOWSKI, Madelin	5-0	0	0.0	0-0	.000	0-0	.000	0-0	.000	0	0	0	0.0	0	0	0	0	0	0	0	0.0
Team											7	12	19				5					
Total.....		10	1000		91-204	.446	19-54	.352	45-64	.703	29	125	154	15.4	81	0	53	115	8	35	246	24.6
Opponents.....		10	1000		101-261	.387	29-85	.341	50-84	.595	53	92	145	14.5	63	-	66	69	12	50	281	28.1

TEAM STATISTICS	SFNYW	OPP	Date	Opponent	Score	Att.
SCORING	246	281	11/13/11	at Penn	Lot 61-70	156
Points per game	24.6	28.1	11/16/11	ARMY	L 43-59	305
Scoring margin	-3.5	-	11/19/11	at IUPUI	L 56-75	279
FIELD GOALS-ATT	91-204	101-261	11/23/11	COLUMBIA	W 48-44	177
Field goal pct	.446	.387	11/27/11	at ALBANY	L 34-50	877
3 POINT FG-ATT	19-54	29-85	11/30/11	RIDER	L 48-68	127
3-point FG pct	.352	.341	* 12/03/11	at WAGNER	L 45-49	517
3-pt FG made per game	1.9	2.9	* 12/05/11	at Mount St. Mary's	L 48-70	177
FREE THROWS-ATT	45-64	50-84	12/11/11	at Delaware State University	L 66-73	123
Free throw pct	.703	.595	12/13/11	FAIRFIELD	L 30-53	107
F-Throws made per game	4.5	5.0	* - Conference game			
REBOUNDS	154	145				
Rebounds per game	15.4	14.5				
Rebounding margin	+0.9	-				
ASSISTS	53	66				
Assists per game	5.3	6.6				
TURNOVERS	115	69				
Turnovers per game	11.5	6.9				
Turnover margin	-4.6	-				
Assist/turnover ratio	0.5	1.0				
STEALS	35	50				
Steals per game	3.5	5.0				
BLOCKS	8	12				
Blocks per game	0.8	1.2				
ATTENDANCE	716	2129				
Home games-Avg/Game	4-179	6-355				
Neutral site-Avg/Game	-	0-0				

Score by Periods	1st	2nd	OT	Totals
St. Francis (NY)	246	230	3	479
Opponents	281	318	12	611





2011-12 St. Francis NY Women's Basketball
St. Francis (NY) Combined Team Statistics (as of Dec 14, 2011)
All games -- 2nd half only



RECORD:	OVERALL	HOME	AWAY	NEUTRAL
ALL GAMES	1-9	1-3	0-6	0-0
CONFERENCE	0-2	0-0	0-2	0-0
NON-CONFERENCE	1-7	1-3	0-4	0-0

			Total				3-Point		F-Throw		Rebounds															
##	Player	gp-gs	min	avg	fg-fga	fg%	3fg-fga	3fg%	ft-fa	ft%	off	def	tot	avg	pf	dq	a	to	blk	stl	pts	avg				
44	KAUFMAN, Jessica	5-5	77	15.4	11-25	.440	0-0	.000	5-8	.625	6	11	17	3.4	9	0	4	9	2	1	27	5.4				
34	VENEY, Jaymee	10-5	120	12.0	18-37	.486	0-1	.000	13-19	.684	6	16	22	2.2	9	0	1	5	1	3	49	4.9				
01	ROBINSON, Jasmin	10-6	152	15.2	14-28	.500	2-3	.667	9-15	.600	4	18	22	2.2	15	0	12	25	0	5	39	3.9				
14	BENEDETTI, Sarah	10-5	111	11.1	9-23	.391	6-18	.333	3-5	.600	2	11	13	1.3	7	0	3	4	0	2	27	2.7				
30	MYERS, Kelly	5-0	31	6.2	6-9	.667	0-0	.000	1-2	.500	3	8	11	2.2	5	0	1	5	1	0	13	2.6				
41	SIMPSON, Ellidh	5-2	55	11.0	4-10	.400	3-6	.500	0-0	.000	1	4	5	1.0	2	0	4	7	0	0	11	2.2				
50	HOUNSHELL, Colette	9-6	84	9.3	7-21	.333	0-0	.000	4-6	.667	2	6	8	0.9	8	0	4	5	2	5	18	2.0				
11	BINGHAM, Stefanie	10-7	75	7.5	6-18	.333	1-2	.500	2-4	.500	4	6	10	1.0	4	0	5	9	0	1	15	1.5				
21	FOX, Katie	10-10	162	16.2	4-20	.200	2-9	.222	2-5	.400	3	14	17	1.7	21	0	17	14	0	7	12	1.2				
12	SNAUWAERT, Kim	10-4	85	8.5	3-15	.200	1-4	.250	2-2	1.000	4	7	11	1.1	8	0	5	10	4	1	9	0.9				
25	MARGINEAN, Ozana	9-0	33	3.7	2-7	.286	1-2	.500	2-2	1.000	0	1	1	0.1	3	0	1	3	0	1	7	0.8				
33	JANKOWSKI, Madelin	5-0	16	3.2	1-6	.167	1-6	.167	0-0	.000	0	1	1	0.2	0	0	1	0	0	0	3	0.6				
Team											9	7	16				8									
Total.....		10	1001		85-219	.388	17-51	.333	43-68	.632	44	110	154	15.4	91	0	58	104	10	26	230	23.0				
Opponents.....		10	1000		112-275	.407	23-81	.284	71-104	.683	74	107	181	18.1	77	-	67	59	16	58	318	31.8				

TEAM STATISTICS	SFNYW	OPP	Date	Opponent		Score	Att.
SCORING	230	318	11/13/11	at Penn	Lot	61-70	156
Points per game	23.0	31.8	11/16/11	ARMY	L	43-59	305
Scoring margin	-8.8	-	11/19/11	at IUPUI	L	56-75	279
FIELD GOALS-ATT	85-219	112-275	11/23/11	COLUMBIA	W	48-44	177
Field goal pct	.388	.407	11/27/11	at ALBANY	L	34-50	877
3 POINT FG-ATT	17-51	23-81	11/30/11	RIDER	L	48-68	127
3-point FG pct	.333	.284	* 12/03/11	at WAGNER	L	45-49	517
3-pt FG made per game	1.7	2.3	* 12/05/11	at Mount St. Mary's	L	48-70	177
FREE THROWS-ATT	43-68	71-104	12/11/11	at Delaware State University	L	66-73	123
Free throw pct	.632	.683	12/13/11	FAIRFIELD	L	30-53	107
F-Throws made per game	4.3	7.1					
REBOUNDS	154	181	* - Conference game				
Rebounds per game	15.4	18.1					
Rebounding margin	-2.7	-					
ASSISTS	58	67					
Assists per game	5.8	6.7					
TURNOVERS	104	59					
Turnovers per game	10.4	5.9					
Turnover margin	-4.5	-					
Assist/turnover ratio	0.6	1.1					
STEALS	26	58					
Steals per game	2.6	5.8					
BLOCKS	10	16					
Blocks per game	1.0	1.6					
ATTENDANCE	716	2129					
Home games-Avg/Game	4-179	6-355					
Neutral site-Avg/Game	-	0-0					

Score by Periods	1st	2nd	OT	Totals
St. Francis (NY)	246	230	3	479
Opponents	281	318	12	611

ST. FRANCIS

T E R R I E R S



2011-12 St. Francis NY Women's Basketball
St. Francis (NY) Combined Team Statistics (as of Dec 14, 2011)
All games -- Last 5 minutes



RECORD:	OVERALL	HOME	AWAY	NEUTRAL
ALL GAMES	1-9	1-3	0-6	0-0
CONFERENCE	0-2	0-0	0-2	0-0
NON-CONFERENCE	1-7	1-3	0-4	0-0

#	Player	gp-gs	min	avg	Total		3-Point		F-Throw		Rebounds				pf	dq	a	to	blk	stl	pts	avg
					fg-fga	fg%	3fg-fga	3fg%	ft-fa	ft%	off	def	tot	avg								
44	KAUFMAN, Jessica	5-5	-	-	3-11	.273	0-0	.000	2-4	.500	2	5	7	1.4	2	0	0	2	0	0	8	1.6
01	ROBINSON, Jasmin	10-6	-	-	5-11	.455	1-2	.500	4-6	.667	3	7	10	1.0	7	0	1	8	0	2	15	1.5
34	VENEY, Jaymee	10-5	-	-	4-12	.333	0-0	.000	1-4	.250	0	3	3	0.3	3	0	0	0	0	1	9	0.9
30	MYERS, Kelly	5-0	-	-	2-3	.667	0-0	.000	0-0	.000	2	2	4	0.8	1	0	1	2	0	0	4	0.8
25	MARGINEAN, Ozana	9-0	-	-	2-5	.400	1-2	.500	2-2	1.000	0	1	1	0.1	1	0	1	2	0	1	7	0.8
33	JANKOWSKI, Madelin	5-0	-	-	1-5	.200	1-5	.200	0-0	.000	0	1	1	0.2	0	0	1	0	0	0	3	0.6
41	SIMPSON, Eilidh	5-2	-	-	1-2	.500	1-2	.500	0-0	.000	0	1	1	0.2	2	0	3	1	0	0	3	0.6
12	SNAUWAERT, Kim	10-4	-	-	2-4	.500	1-1	1.000	0-0	.000	2	1	3	0.3	2	0	0	3	2	0	5	0.5
14	BENEDETTI, Sarah	10-5	-	-	2-7	.286	0-4	.000	0-1	.000	1	2	3	0.3	3	0	1	0	0	1	4	0.4
50	HOUNSHELL, Colette	9-6	-	-	1-1	1.000	0-0	.000	0-0	.000	0	1	1	0.1	3	0	2	2	0	1	2	0.2
21	FOX, Katie	10-10	-	-	0-4	.000	0-1	.000	2-4	.500	0	3	3	0.3	12	0	6	0	0	3	2	0.2
11	BINGHAM, Stefanie	10-7	-	-	0-4	.000	0-1	.000	1-2	.500	2	1	3	0.3	1	0	0	4	0	0	1	0.1
Team											3	3	6									
Total.....		10	-	-	23-69	.333	5-18	.278	12-23	.522	15	31	46	4.6	37	0	16	24	2	9	63	6.3
Opponents.....		10	-	-	23-66	.348	7-19	.368	43-63	.683	26	36	62	6.2	14	-	13	17	8	17	96	9.6

TEAM STATISTICS	SFNYW	OPP
SCORING	63	96
Points per game	6.3	9.6
Scoring margin	-3.3	-
FIELD GOALS-ATT	23-69	23-66
Field goal pct	.333	.348
3 POINT FG-ATT	5-18	7-19
3-point FG pct	.278	.368
3-pt FG made per game	0.5	0.7
FREE THROWS-ATT	12-23	43-63
Free throw pct	.522	.683
F-Throws made per game	1.2	4.3
REBOUNDS	46	62
Rebounds per game	4.6	6.2
Rebounding margin	-1.6	-
ASSISTS	16	13
Assists per game	1.6	1.3
TURNOVERS	24	17
Turnovers per game	2.4	1.7
Turnover margin	-0.7	-
Assist/turnover ratio	0.7	0.8
STEALS	9	17
Steals per game	0.9	1.7
BLOCKS	2	8
Blocks per game	0.2	0.8
ATTENDANCE	716	2129
Home games-Avg/Game	4-179	6-355
Neutral site-Avg/Game	-	0-0

Date	Opponent	Score	Att.
11/13/11	at Penn	Lot 61-70	156
11/16/11	ARMY	L 43-59	305
11/19/11	at IUPUI	L 56-75	279
11/23/11	COLUMBIA	W 48-44	177
11/27/11	at ALBANY	L 34-50	877
11/30/11	RIDER	L 48-68	127
* 12/03/11	at WAGNER	L 45-49	517
* 12/05/11	at Mount St. Mary's	L 48-70	177
12/11/11	at Delaware State University	L 66-73	123
12/13/11	FAIRFIELD	L 30-53	107

* - Conference game

Score by Periods	1st	2nd	OT	Totals
St. Francis (NY)	246	230	3	479
Opponents	281	318	12	611

ST. FRANCIS
T E R R I E R S



2011-12 St. Francis NY Women's Basketball
St. Francis (NY) Game-by-Game Highs (as of Dec 14, 2011)
All games



Opponent	Date	Score	Points	Rebounds	Assists	Steals	Blocked shots
at Penn	11/13/11	61-70	16-KAUFMAN, Jessic	9-VENEY, Jaymee	5-FOX, Katie	2-ROBINSON, Jasmi	1-BENEDETTI, Sarah SNAUWAERT, Kim HOUNSHELL, Colet
ARMY	11/16/11	43-59	7-VENEY, Jaymee KAUFMAN, Jessica	8-KAUFMAN, Jessica	3-FOX, Katie	3-FOX, Katie	1-SNAUWAERT, Kim
at IUPUI	11/19/11	56-75	14-HOUNSHELL, Col	8-KAUFMAN, Jessica	5-ROBINSON, Jasmi	4-FOX, Katie	2-KAUFMAN, Jessica
COLUMBIA	11/23/11	48-44	13-ROBINSON, Jasmi	10-KAUFMAN, Jessic	3-FOX, Katie	2-FOX, Katie BINGHAM, Stefanie	2-KAUFMAN, Jessica
at ALBANY	11/27/11	34-50	11-ROBINSON, Jasmi	6-FOX, Katie ROBINSON, Jasmin	2-FOX, Katie	1-MARGINEAN, Oza SNAUWAERT, Kim ROBINSON, Jasmin BINGHAM, Stefanie	2-SNAUWAERT, Kim
RIDER	11/30/11	48-68	15-VENEY, Jaymee	6-VENEY, Jaymee HOUNSHELL, Colet	4-FOX, Katie	2-HOUNSHELL, Cole VENEY, Jaymee ROBINSON, Jasmin	1-MYERS, Kelly BINGHAM, Stefanie VENEY, Jaymee
at WAGNER	12/03/11	45-49	10-VENEY, Jaymee	7-MYERS, Kelly ROBINSON, Jasmin	4-ROBINSON, Jasmi	2-FOX, Katie VENEY, Jaymee	1-HOUNSHELL, Cole
at Mount St. Mary's	12/05/11	48-70	17-VENEY, Jaymee	7-VENEY, Jaymee	5-SNAUWAERT, Kim	5-ROBINSON, Jasmi	1-SNAUWAERT, Kim
at Delaware State University	12/11/11	66-73	19-VENEY, Jaymee	10-VENEY, Jaymee	4-SNAUWAERT, Kim ROBINSON, Jasmin	2-VENEY, Jaymee	1-VENEY, Jaymee
FAIRFIELD	12/13/11	30-53	10-FOX, Katie	9-VENEY, Jaymee	2-MYERS, Kelly	1-BENEDETTI, Sarah VENEY, Jaymee	None





2011-12 St.Francis NY Women's Basketball
St. Francis (NY) Team High/Low Analysis (as of Dec 14, 2011)
All games



St. Francis (NY) - TEAM GAME HIGHS

POINTS	66	at Delaware State University (12/11/11)
	61	at Penn (11/13/11)
	56	at IUPUI (11/19/11)
	48	at Mount St. Mary's (12/05/11)
	48	RIDER (11/30/11)
	48	COLUMBIA (11/23/11)
FIELD GOALS MADE	23	at Delaware State University (12/11/11)
	23	at Penn (11/13/11)
FIELD GOAL ATTEMPTS	55	at Penn (11/13/11)
	48	at IUPUI (11/19/11)
FIELD GOAL PERCENTAGE	.575 (23-40)	at Delaware State University (12/11/11)
	.500 (20-40)	at Mount St. Mary's (12/05/11)
3 PT FIELD GOALS MADE	7	at IUPUI (11/19/11)
	5	at Delaware State University (12/11/11)
3 PT FG ATTEMPTS	15	ARMY (11/16/11)
	15	at Penn (11/13/11)
3 PT FG PERCENTAGE	.500 (7-14)	at IUPUI (11/19/11)
	.500 (5-10)	at Delaware State University (12/11/11)
FREE THROWS MADE	16	COLUMBIA (11/23/11)
	15	at Delaware State University (12/11/11)
FREE THROW ATTEMPTS	25	COLUMBIA (11/23/11)
	20	at Delaware State University (12/11/11)
FREE THROW PERCENTAGE	.846 (11-13)	at Penn (11/13/11)
	.750 (15-20)	at Delaware State University (12/11/11)
REBOUNDS	39	COLUMBIA (11/23/11)
	37	at Penn (11/13/11)
ASSISTS	16	at IUPUI (11/19/11)
	15	at Mount St. Mary's (12/05/11)
	15	at Penn (11/13/11)
STEALS	11	at IUPUI (11/19/11)
	10	ARMY (11/16/11)
BLOCKED SHOTS	3	RIDER (11/30/11)
	3	COLUMBIA (11/23/11)
	3	at IUPUI (11/19/11)
	3	at Penn (11/13/11)
TURNOVERS	26	at Delaware State University (12/11/11)
	25	at Mount St. Mary's (12/05/11)
	25	at WAGNER (12/03/11)
FOULS	23	at Delaware State University (12/11/11)
	23	at Penn (11/13/11)



2011-12 St.Francis NY Women's Basketball
St. Francis (NY) High/Low Analysis (as of Dec 14, 2011)
All games



St. Francis (NY) - GAME LOWS

POINTS	30	FAIRFIELD (12/13/11)
	34	at ALBANY (11/27/11)
	43	ARMY (11/16/11)
	45	at WAGNER (12/03/11)
	48	COLUMBIA (11/23/11)
	48	RIDER (11/30/11)
	48	at Mount St. Mary's (12/05/11)
FIELD GOALS MADE	12	at ALBANY (11/27/11)
	12	FAIRFIELD (12/13/11)
FIELD GOAL ATTEMPTS	38	COLUMBIA (11/23/11)
	39	at ALBANY (11/27/11)
	39	FAIRFIELD (12/13/11)
FIELD GOAL PERCENTAGE	.308 (12-39)	at ALBANY (11/27/11)
	.308 (12-39)	FAIRFIELD (12/13/11)
3 PT FIELD GOALS MADE	2	COLUMBIA (11/23/11)
	3	ARMY (11/16/11)
	3	at ALBANY (11/27/11)
	3	RIDER (11/30/11)
	3	at WAGNER (12/03/11)
	3	at Mount St. Mary's (12/05/11)
	3	FAIRFIELD (12/13/11)
3 PT FG ATTEMPTS	7	COLUMBIA (11/23/11)
	8	at WAGNER (12/03/11)
3 PT FG PERCENTAGE	.200 (3-15)	ARMY (11/16/11)
	.250 (3-12)	at Mount St. Mary's (12/05/11)
FREE THROWS MADE	3	FAIRFIELD (12/13/11)
	4	at WAGNER (12/03/11)
FREE THROW ATTEMPTS	7	at WAGNER (12/03/11)
	7	FAIRFIELD (12/13/11)
FREE THROW PERCENTAGE	.429 (3-7)	FAIRFIELD (12/13/11)
	.571 (4-7)	at WAGNER (12/03/11)
REBOUNDS	24	at Mount St. Mary's (12/05/11)
	27	at IUPUI (11/19/11)
ASSISTS	4	at ALBANY (11/27/11)
	6	FAIRFIELD (12/13/11)
STEALS	2	FAIRFIELD (12/13/11)
	4	at Penn (11/13/11)
	4	at ALBANY (11/27/11)
BLOCKED SHOTS	0	FAIRFIELD (12/13/11)
	1	ARMY (11/16/11)
	1	at WAGNER (12/03/11)
	1	at Mount St. Mary's (12/05/11)
	1	at Delaware State University (12/11/11)
TURNOVERS	20	at IUPUI (11/19/11)
	20	COLUMBIA (11/23/11)
	20	at ALBANY (11/27/11)
FOULS	13	at Mount St. Mary's (12/05/11)
	14	FAIRFIELD (12/13/11)



2011-12 St. Francis NY Women's Basketball
St. Francis (NY) Player High/Low Analysis (as of Dec 14, 2011)
All games



St. Francis (NY) - INDIVIDUAL GAME HIGHS

Points	19	VENEY, Jaymee at Delaware State University (12/11/11)
	17	VENEY, Jaymee at Mount St. Mary's (12/05/11)
	16	KAUFMAN, Jessica at Penn (11/13/11)
	15	ROBINSON, Jasmin at Delaware State University (12/11/11)
	15	ROBINSON, Jasmin at Mount St. Mary's (12/05/11)
	15	VENEY, Jaymee vs Rider (11/30/11)
Field Goals Made	8	KAUFMAN, Jessica at Penn (11/13/11)
	7	VENEY, Jaymee at Mount St. Mary's (12/05/11)
	7	ROBINSON, Jasmin at Mount St. Mary's (12/05/11)
	7	HOUNSHELL, Colette at IUPUI (11/19/11)
Field Goal Att.	16	KAUFMAN, Jessica at Penn (11/13/11)
	13	VENEY, Jaymee vs Fairfield (12/13/11)
FG Pct (min 5 made)	.833 (5-6)	ROBINSON, Jasmin at Delaware State University (12/11/11)
	.750 (6-8)	VENEY, Jaymee vs Rider (11/30/11)
3-Point FG Made	4	BENEDETTI, Sarah at IUPUI (11/19/11)
	3	BENEDETTI, Sarah at Penn (11/13/11)
3-Point FG Att.	9	BENEDETTI, Sarah at Penn (11/13/11)
	8	BENEDETTI, Sarah at IUPUI (11/19/11)
3-Pt FG Pct (min 2 made)	.667 (2-3)	FOX, Katie at IUPUI (11/19/11)
	.500 (4-8)	BENEDETTI, Sarah at IUPUI (11/19/11)
	.500 (2-4)	FOX, Katie vs Fairfield (12/13/11)
	.500 (2-4)	BENEDETTI, Sarah vs Rider (11/30/11)
	.500 (2-4)	BENEDETTI, Sarah at ALBANY (11/27/11)
Free Throws Made	7	VENEY, Jaymee at Delaware State University (12/11/11)
	7	VENEY, Jaymee at Penn (11/13/11)
Free Throw Att.	9	ROBINSON, Jasmin at Delaware State University (12/11/11)
	8	VENEY, Jaymee at Delaware State University (12/11/11)
	8	KAUFMAN, Jessica vs Columbia (11/23/11)
FT Pct (min 3 made)	1.000 (7-7)	VENEY, Jaymee at Penn (11/13/11)
	1.000 (6-6)	ROBINSON, Jasmin vs Columbia (11/23/11)
Rebounds	10	VENEY, Jaymee at Delaware State University (12/11/11)
	10	KAUFMAN, Jessica vs Columbia (11/23/11)
Assists	5	SNAUWAERT, Kim at Mount St. Mary's (12/05/11)
	5	ROBINSON, Jasmin at IUPUI (11/19/11)
	5	FOX, Katie at Penn (11/13/11)
Steals	5	ROBINSON, Jasmin at Mount St. Mary's (12/05/11)
	4	FOX, Katie at IUPUI (11/19/11)
Blocked Shots	2	SNAUWAERT, Kim at ALBANY (11/27/11)
	2	KAUFMAN, Jessica vs Columbia (11/23/11)
	2	KAUFMAN, Jessica at IUPUI (11/19/11)
Turnovers	7	BINGHAM, Stefanie at Delaware State University (12/11/11)
	7	ROBINSON, Jasmin at IUPUI (11/19/11)
Fouls	5	MYERS, Kelly vs Fairfield (12/13/11)
	5	FOX, Katie at Delaware State University (12/11/11)
	5	FOX, Katie at Penn (11/13/11)

GAME #1

Nov 13, 2011 ~ THE PALESTRA



Official Basketball Box Score -- Game Totals -- Final Statistics
St. Francis (NY) vs Penn
11/13/11 2 p.m. at The Palestra (Philadelphia, Pa.)



St. Francis (NY) 61 • 0-1

#	Player		Total		3-Ptr	Rebounds	PF	TP	A	T	Blk	Stl	Min
			FG	FGA		Off Def Tot							
14	BENEDETTI, Sarah	f	4-10	3-9	0-0	0 3 3	2	11	0	0	1	0	39
44	KAUFMAN, Jessica	f	8-16	0-0	0-0	2 4 6	4	16	0	1	0	0	24
50	HOUNSHELL, Colette	f	1-5	0-0	0-0	1 3 4	2	2	1	5	1	0	27
11	BINGHAM, Stefanie	g	2-5	1-1	0-0	0 0 0	3	5	2	3	0	1	18
21	FOX, Katie	g	0-1	0-1	0-1	0 1 1	5	0	5	2	0	1	35
01	ROBINSON, Jasmin		3-7	0-2	4-5	0 2 2	3	10	3	5	0	2	26
12	SNAUWAERT, Kim		2-2	0-0	0-0	0 1 1	0	4	0	1	1	0	13
25	MARGINEAN, Ozana		0-2	0-2	0-0	0 2 2	0	0	3	1	0	0	15
34	VENEY, Jaymee		3-7	0-0	7-7	3 6 9	4	13	1	0	0	0	28
Team						4 5 9							
Totals			23-55	4-15	11-13	10 27 37	23	61	15	21	3	4	225

FG % 1st Half: 10-21 47.6% 2nd half: 12-25 48.0% OT: 1-9 11.1% Game: 23-55 41.8% Deadball Rebounds 1.1
3FG % 1st Half: 2-6 33.3% 2nd half: 2-4 50.0% OT: 0-5 0.0% Game: 4-15 26.7%
FT % 1st Half: 5-6 83.3% 2nd half: 5-5 100.0% OT: 1-2 50.0% Game: 11-13 84.6%

Penn 70 • 1-0

#	Player		Total		3-Ptr	Rebounds	PF	TP	A	T	Blk	Stl	Min
			FG	FGA		Off Def Tot							
04	Knapp, Jess	f	3-9	0-0	4-7	2 6 8	5	10	2	1	4	2	28
42	Banks, Jourdan	f	2-3	0-0	1-3	4 5 9	1	5	1	1	0	1	26
01	Baron, Alyssa	g	10-24	3-7	4-6	2 2 4	1	27	2	1	2	1	41
14	McCullough, Meghan	g	3-7	0-4	2-2	2 0 2	1	8	3	1	0	2	30
24	Busch, Renee	g	1-5	0-3	0-0	2 1 3	0	2	3	1	0	3	26
10	Bradford, Brianna		2-9	0-4	4-6	1 2 3	2	8	2	3	0	0	26
12	Monsman, Jessica		0-0	0-0	0-0	0 0 0	0	0	0	0	0	0	3
15	Kates, Jackie		3-3	0-2	4-4	1 0 1	1	4	0	2	0	0	13
22	Bonenberger, Kara		2-3	0-0	2-3	0 4 4	4	6	1	0	0	0	24
23	Allen, Katy		0-0	0-0	0-0	0 0 0	0	0	0	1	0	0	2
50	Wilson, Courtney		0-1	0-1	0-0	0 1 1	0	0	0	0	0	0	6
Team						4 2 6							
Totals			23-64	3-21	21-31	18 23 41	15	70	14	11	6	9	225

FG % 1st Half: 7-28 25.0% 2nd half: 15-31 48.4% OT: 1-5 20.0% Game: 23-64 35.9% Deadball Rebounds 5
3FG % 1st Half: 2-13 15.4% 2nd half: 1-7 14.3% OT: 0-1 0.0% Game: 3-21 14.3%
FT % 1st Half: 4-8 50.0% 2nd half: 7-11 63.6% OT: 10-12 83.3% Game: 21-31 67.7%

Officials: Norma Jones, Warren Harding, Alan Austin
Technical fouls: St. Francis (NY)-None. Penn-None.
Attendance: 156

Score by periods	1st	2nd	OT	Total
St. Francis (NY)	27	31	3	61
Penn	20	38	12	70

Points	In	Off	2nd	Fast	Bench
St. Francis (NY)	28	15	4	6	27
Penn	26	14	11	6	18

Last FG - SFNYW OT-00:40, PENN OT-03:22.
Largest lead - SFNYW by 9 2nd-19:44, PENN by 9 OT-00:08.

Score tied - 8 times.
Lead changed - 17 times.

GAME #2

Nov 16, 2011 ~ POPE PHYSICAL EDUCATION

CENTER



Official Basketball Box Score -- Game Totals -- Final Statistics
ARMY vs St. Francis (NY)
11/16/11 7:00 p.m. at Brooklyn Heights, NY



ARMY 59 • 2-1

#	Player		Total		3-Ptr	Rebounds	PF	TP	A	T	Blk	Stl	Min
			FG	FGA		Off Def Tot							
04	Goodall, Kait	f	2-4	0-0	3-4	1 1 2	4	7	3	2	0	2	26
12	Schretzman, Olivia	f	0-2	0-1	0-0	0 8 8	4	0	3	2	2	1	29
11	Hazlett, Jen	g	8-14	4-6	0-2	3 5 8	0	20	1	3	0	3	33
13	Yardley, Molly	g	5-10	1-4	0-0	0 2 2	2	11	1	3	0	1	26
24	Travis, Janelle	g	2-5	1-3	5-5	0 0 0	1	10	5	1	0	0	23
01	Doucette, Megan		1-2	0-1	0-1	1 1 2	2	2	1	3	0	3	21
02	Benedict, Liz		1-2	0-0	0-0	0 0 0	3	2	2	3	0	0	17
32	Jackson, Ciara		0-0	0-0	0-0	0 1 1	0	0	1	0	0	0	3
44	Waggoner, Jessica		2-7	0-0	3-7	3 2 5	1	7	0	0	0	0	22
Team						0 3 3							
Totals			21-46	6-15	11-19	8 23 31	17	59	17	17	2	12	200

FG % 1st Half: 12-21 57.1% 2nd half: 9-25 36.0% Game: 21-46 45.7% Deadball Rebounds 4
3FG % 1st Half: 3-6 50.0% 2nd half: 3-9 33.3% Game: 6-15 40.0%
FT % 1st Half: 1-5 20.0% 2nd half: 10-14 71.4% Game: 11-19 57.9%

St. Francis (NY) 43 • 0-2

#	Player		Total		3-Ptr	Rebounds	PF	TP	A	T	Blk	Stl	Min
			FG	FGA		Off Def Tot							
14	BENEDETTI, Sarah	f	0-4	0-4	3-4	1 1 2	1	3	0	3	0	2	26
44	KAUFMAN, Jessica	f	2-7	0-0	3-5	2 6 8	4	7	2	5	0	1	29
50	HOUNSHELL, Colette	f	1-4	0-0	0-0	0 2 2	1	2	1	0	0	0	22
11	BINGHAM, Stefanie	g	3-7	0-1	0-0	1 1 2	0	6	0	4	0	2	22
21	FOX, Katie	g	2-8	1-4	0-1	3 3 6	3	5	3	3	0	3	29
01	ROBINSON, Jasmin		2-6	0-1	1-1	1 2 3	3	5	2	4	0	2	20
12	SNAUWAERT, Kim		1-4	1-3	0-0	1 3 4	2	3	2	0	1	0	16
25	MARGINEAN, Ozana		0-2	0-1	2-2	0 1 1	1	2	0	2	0	0	17
32	JANKOWSKI, Madeline		1-1	1-1	0-0	0 0 0	0	3	0	0	0	0	2
34	VENEY, Jaymee		3-4	0-0	1-2	1 1 2	1	7	0	0	0	0	17
Team						2 1 3							
Totals			15-47	3-15	10-15	12 21 33	16	43	10	21	1	10	200

FG % 1st Half: 9-23 39.1% 2nd half: 6-24 25.0% Game: 15-47 31.9% Deadball Rebounds 2
3FG % 1st Half: 1-6 16.7% 2nd half: 2-9 22.2% Game: 3-15 20.0%
FT % 1st Half: 4-6 66.7% 2nd half: 6-9 66.7% Game: 10-15 66.7%

Officials:
Technical fouls: ARMY-None. St. Francis (NY)-None.
Attendance: 305

Score by periods	1st	2nd	Total
ARMY	18	15	33
St. Francis (NY)	23	20	43

Points	In	Off	2nd	Fast	Bench
ARMY	18	15	6	0	11
St. Francis (NY)	12	12	6	6	20

Last FG - ARMY 2nd-02:31, SFNYW 2nd-00:00.
Largest lead - ARMY by 19 2nd-04:08, SFNYW by 3 1st-06:45.

Score tied - 4 times.
Lead changed - 2 times.

GAME #3

Nov 19, 2011 ~ THE JUNGLE



Official Basketball Box Score -- Game Totals -- Final Statistics
St. Francis (NY) vs IUPUI
11/19/11 2:00 p.m. at Indianapolis, Ind. (The Jungle)



St. Francis (NY) 56 • 0-3

#	Player		Total		3-Ptr	Rebounds	PF	TP	A	T	Blk	Stl	Min
			FG	FGA		Off Def Tot							
14	BENEDETTI, Sarah	f	4-8	4-8	0-0	0 2 2	1	12	1	3	0	0	28
44	KAUFMAN, Jessica	f	2-8	0-0	2-2	1 7 8	2	6	3	4	2	2	34
50	HOUNSHELL, Colette	f	7-12	0-0	0-0	2 0 2	2	14	1	0	1	3	27
11	BINGHAM, Stefanie	g	0-3	0-0	1-2	1 3 4	0	1	1	0	0	0	12
21	FOX, Katie	g	2-3	2-3	0-0	1 4 5	4	6	3	2	0	4	37
01	ROBINSON, Jasmin		4-5	1-1	2-4	0 1 1	3	11	5	7	0	1	30
12	SNAUWAERT, Kim		0-1	0-0	0-0	0 1 1	1	0	1	2	0	1	9
25	MARGINEAN, Ozana		0-1	0-1	0-0	0 0 0	0	0	1	0	0	0	5
32	JANKOWSKI, Madeline		0-1	0-1	0-0	0 0 0	0	0	1	0	0	0	3
34	VENEY, Jaymee		2-6	0-0	2-4	0 1 1	2	6	0	0	0	0	15
Team						2 1 3							
Totals			21-48	7-14	7-12	7 20 27	15	56	16	20	3	11	200

FG % 1st Half: 10-24 41.7% 2nd half: 11-24 45.8% Game: 21-48 43.8% Deadball Rebounds 3
3FG % 1st Half: 5-9 55.6% 2nd half: 2-5 40.0% Game: 7-14 50.0%
FT % 1st Half: 4-6 66.7% 2nd half: 3-6 50.0% Game: 7-12 58.3%

IUPUI 75 • 1-1

#	Player		Total		3-Ptr	Rebounds			PF	TP	A	T	Blk	Stl	Min	
			FG	FGA	FG	FTA	Off	Def								Total
20	NELSON, Kerah	f	10-15	2-2	1-1	3	5	8	2	23	2	2	1	1	30	
42	MITCHELL, Clara	c	5-8	0-0	1-3	2	2	4	3	11	2	0	0	1	26	
02	PHILLIPS, Emily	g	0-8	0-2	0-0	0	2	2	1	0	6	3	0	2	36	
10	BELLAMY, Del'Niqua	g	2-4	0-0	1-2	5	4	9	4	5	3	3	0	4	34	
22	COMELLO, Katie	g	9-14	6-9	1-2	0	1	1	1	25	5	3	0	1	37	
12	THOMPSON, Alex		0-0	0-0	0-0	0	0	0	0	0	0	1	0	0	2	
21	HOLBA, Claire		0-0	0-0	1-2	1	0	1	0	0	1	0	1	0	3	
33	HOLDER, Alyssa		0-0	0-0	0-0	0	0	0	0	0	1	0	0	0	4	
34	MARKOVIC, Nevena		2-6	0-2	6-6	0	4	4	3	10	2	1	4	0	28	
Team						0	4	4				1				
Totals			28-55	8-15	11-16	11	22	33	14	75	21	15	5	9	200	

GAME #5

Nov 27, 2011 ~ SEFCU ARENA



Official Basketball Box Score -- Game Totals -- Final Statistics
St. Francis (NY) vs ALBANY
11/27/11 1:00 pm at Albany, N.Y. (SEFCU Arena)



St. Francis (NY) 34 • 1-4

##	Player	Total		3-Ptr		Rebounds		PF	TP	A	TO	Bk	Stl	Min
		FG-FGA	FG-FGA	FT-FTA	Off Def Tot	PF	TP							
11	BINGHAM, Stefanie	f	1-5	0-1	1-2	2 0 2	1 3	0 1 0 1	23					
44	KAUFMAN, Jessica	f	4-6	0-0	2-2	2 3 5	3 10	0 2 0 0	28					
50	HOUNSHELL, Colette	f	0-5	0-0	0-0	0 1 1	3 0	0 2 0 0	21					
01	ROBINSON, Jasmin	g	3-8	1-1	4-6	0 6 6	3 11	1 5 0 1	38					
21	FOX, Katie	g	0-3	0-2	0-0	2 4 6	1 0	2 4 0 0	37					
12	SNAUWAERT, Kim	f	2-5	0-2	0-0	1 3 4	3 4	0 1 2 1	18					
14	BENEDETTI, Sarah	f	2-4	2-4	0-0	2 2 3	6 1	2 0 0 0	20					
25	MARGINEAN, Ozana	f	0-0	0-0	0-0	0 0 0	0 0	1 0 0 1	3					
34	VENEY, Jaymee	f	0-3	0-0	0-0	0 3 3	2 0	0 1 0 0	12					
Team					1 2 3									
Totals			12-39	3-10	7-10	8 24 32	19 34	4 20 2 4	200					

FG % 1st Half: 8-21 38.1% 2nd half: 4-18 22.2% Game: 12-39 30.8% Deadball Rebounds 2
3FG % 1st Half: 2-6 33.3% 2nd half: 1-4 25.0% Game: 3-10 30.0%
FT % 1st Half: 5-7 71.4% 2nd half: 2-3 66.7% Game: 7-10 70.0%

ALBANY 50 • 3-3

##	Player	Total		3-Ptr		Rebounds		PF	TP	A	TO	Bk	Stl	Min
		FG-FGA	FG-FGA	FT-FTA	Off Def Tot	PF	TP							
11	Forster, Julie	f	3-8	0-0	0-2	5 4 9	1 6	2 4 2 3	31					
33	Makopondo, Tabitha	f	1-3	0-0	0-0	1 0 1	1 2	0 0 0 0	16					
01	Callaway, Cassandra	g	3-9	1-4	2-2	3 1 4	2 9	2 1 0 2	28					
05	Henry, Ebone	g	4-16	0-3	3-3	3 6 9	1 11	1 0 0 8	40-					
24	Jones, Adrienne	g	0-4	0-0	7-10	2 3 5	4 7	3 0 0 2	29					
02	Couch, Cyndra	f	0-0	0-0	0-0	0 0 0	0 0	0 0 0 0	1					
04	Royals, Sarah	f	1-2	0-1	1-4	0 2 2	2 3	2 0 0 0	21					
21	Lowrie, Lindsey	g	0-1	0-1	0-0	0 0 0	0 0	0 0 0 0	2					
21	Williams, Keyana	f	2-5	0-0	2-2	1 0 1	2 6	1 0 0 0	20					
31	Cohan, Delaney	f	0-0	0-0	0-0	0 0 0	1 0	0 0 0 0	2					
32	Craig, Megan	f	3-6	0-0	0-1	0 1 1	0 6	0 2 1 0	10					
Team					3 3 6									
Totals			17-54	1-9	15-24	18 20 38	14 50	11 10 3 17	200					

FG % 1st Half: 7-26 26.9% 2nd half: 10-28 35.7% Game: 17-54 31.5% Deadball Rebounds 4
3FG % 1st Half: 1-6 16.7% 2nd half: 0-3 0.0% Game: 1-9 11.1%
FT % 1st Half: 1-6 16.7% 2nd half: 9-12 75.0% Game: 15-24 62.5%

Officials: Norma Jones, Hassan Brown, Hillary Harwell
Technical fouls: ST. FRANCIS (NY)-None. ALBANY-None.
Attendance: 877

Score by periods	1st	2nd	Total
ST. FRANCIS (NY)	23	11	34
ALBANY	21	29	50

Last FG - SFNYW 2nd-08:45, ALBANY 2nd-00:22.

Largest lead - SFNYW by 3 1st-02:25, ALBANY by 16 2nd-00:22.

Points	In	Off	2nd	Fast	Bench
ST. FRANCIS (NY)	18	16	17	4	15

Score tied - 6 times.
Lead changed - 10 times.

GAME #6

Nov 30, 2011 ~ POPE PE CENTER



Official Basketball Box Score -- Game Totals -- Final Statistics
Rider vs ST. Francis (NY)
11/30/11 07:00 PM at Brooklyn Heights, New York



Rider 68 • 3-2

##	Player	Total		3-Ptr		Rebounds		PF	TP	A	TO	Bk	Stl	Min
		FG-FGA	FG-FGA	FT-FTA	Off Def Tot	PF	TP							
22	Brown, Carleigh	f	3-6	0-0	4-5	3 2 5	2 10	2 1 0 1	23					
24	McKenzie, MyNeshia	f	2-8	0-2	0-0	1 4 5	2 4	1 3 0 0	28					
05	Parsons, Alyssa	g	2-7	2-6	0-0	0 2 2	0 6	3 1 0 1	27					
10	Fazzini, Emily	g	0-1	0-0	1-2	1 0 1	1 1	1 1 0 1	13					
25	Chambers, Sirona	g	6-9	0-0	2-2	0 4 4	1 14	3 5 0 1	29					
02	Valiushkyte, Kornelija	f	0-3	0-0	0-0	0 0 0	0 0	0 0 0 0	6					
03	Hall, Alicia	f	0-1	0-0	0-0	1 1 0	0 0	0 0 0 0	5					
04	Heller, Ali	f	8-14	6-10	4-4	1 0 1	1 26	1 1 0 0	23					
21	Varnadore, Aisha	f	0-1	0-0	0-0	0 0 0	0 0	0 0 0 0	3					
33	Homan, Sarah	f	1-5	0-0	0-2	4 3 7	3 2	0 2 1 2	24					
34	Brown, Dior	f	1-2	0-0	0-1	1 2 3	2 2	2 0 0 2	13					
35	Gillcrease, Marritta	f	1-1	0-0	1-2	1 1 2	0 3	0 0 0 0	6					
Team					2 4 6									
Totals			24-58	8-18	12-18	14 23 37	12 68	13 14 1 8	200					

FG % 1st Half: 12-26 46.2% 2nd half: 12-32 37.5% Game: 24-58 41.4% Deadball Rebounds 2
3FG % 1st Half: 6-12 50.0% 2nd half: 2-6 33.3% Game: 8-18 44.4%
FT % 1st Half: 5-8 62.5% 2nd half: 7-10 70.0% Game: 12-18 66.7%

ST. Francis (NY) 48 • 1-5

##	Player	Total		3-Ptr		Rebounds		PF	TP	A	TO	Bk	Stl	Min
		FG-FGA	FG-FGA	FT-FTA	Off Def Tot	PF	TP							
12	SNAUWAERT, Kim	f	0-3	0-1	1-2	0 0 0	3 1	1 3 0 0	9					
14	BENEDETTI, Sarah	f	3-8	2-4	0-0	0 1 1	0 8	0 0 0 0	25					
34	VENEY, Jaymee	f	6-8	0-0	3-4	1 5 6	3 15	0 4 1 2	23					
01	ROBINSON, Jasmin	g	1-3	0-0	1-3	0 3 3	3 1	3 0 2 2	26					
21	FOX, Katie	g	1-5	0-1	0-0	1 3 4	3 2	4 5 0 1	33					
11	BINGHAM, Stefanie	f	0-0	0-0	1-2	0 1 1	1 1	0 2 1 0	9					
25	MARGINEAN, Ozana	f	1-4	0-0	0-0	0 0 0	1 2	0 0 0 0	7					
30	MYERS, Kelly	f	2-5	0-0	0-0	2 2 4	3 4	1 1 1 0	17					
33	JANKOWSKI, Madeline	f	0-1	0-1	0-0	0 0 0	0 0	0 0 0 0	4					
41	SIMPSON, Elidh	f	1-3	1-3	0-0	1 3 4	1 3	3 1 0 0	17					
50	HOUNSHELL, Colette	f	2-3	0-0	5-6	1 5 6	2 9	2 2 0 2	30					
Team					1 1 2									
Totals			17-43	3-10	11-17	7 24 31	20 48	12 22 3 7	200					

FG % 1st Half: 8-22 36.4% 2nd half: 9-21 42.9% Game: 17-43 39.5% Deadball Rebounds 2
3FG % 1st Half: 1-5 20.0% 2nd half: 2-5 40.0% Game: 3-10 30.0%
FT % 1st Half: 5-7 71.4% 2nd half: 6-10 60.0% Game: 11-17 64.7%

Officials: James Discher, Hillary Harwell, Dan DePasquale
Technical fouls: Rider-None. ST. Francis (NY)-None.
Attendance: 127

Score by periods	1st	2nd	Total
Rider	35	33	68
ST. Francis (NY)	22	26	48

Last FG - RID 2nd-00:47, SFNYW 2nd-00:20.
Largest lead - RID by 29 2nd-03:17, SFNYW None.

Points	In	Off	2nd	Fast	Bench
RIDER	26	21	10	0	33
SFNYW	24	11	4	0	19

Score tied - 0 times.
Lead changed - 0 times.

GAME #7

Dec. 3, 2011 ~ SPIRO SPORTS CENTER



Official Basketball Box Score -- Game Totals -- Final Statistics
ST. FRANCIS (NY) vs WAGNER
12/03/11 4:00 pm at Staten Island, NY - Spiro Sports Center



ST. FRANCIS (NY) 45 • 1-6, 0-1 NEC

##	Player	Total		3-Ptr		Rebounds		PF	TP	A	TO	Bk	Stl	Min
		FG-FGA	FG-FGA	FT-FTA	Off Def Tot	PF	TP							
12	BENEDETTI, Sarah	f	2-5	1-2	0-0	0 1 1	1 5	1 1 0 0	22					
34	VENEY, Jaymee	f	4-8	0-0	2-2	0 4 4	1 10	0 0 0 2	25					
50	HOUNSHELL, Colette	f	1-2	0-0	0-0	0 2 2	3 2	1 4 1 1	17					
21	FOX, Katie	g	0-3	0-0	0-0	0 1 1	3 0	0 3 0 2	32					
41	SIMPSON, Elidh	g	2-7	1-4	0-0	0 0 0	2 5	2 4 0 1	27					
01	ROBINSON, Jasmin	f	2-6	0-0	1-2	2 0 7	3 5	4 4 0 0	25					
11	BINGHAM, Stefanie	f	2-2	0-0	0-0	0 0 0	1 4	1 2 0 1	15					
12	SNAUWAERT, Kim	f	2-6	1-2	0-0	1 5 6	0 5	1 2 0 0	17					
30	MYERS, Kelly	f	4-4	0-0	1-3	0 7 7	4 9	0 4 0 0	20					
Team					0 0 0									
Totals			19-43	3-8	4-7	3 25 28	18 45	10 25 1 7	200					

FG % 1st Half: 9-18 50.0% 2nd half: 10-25 40.0% Game: 19-43 44.2% Deadball Rebounds 1
3FG % 1st Half: 2-4 50.0% 2nd half: 1-4 25.0% Game: 3-8 37.5%
FT % 1st Half: 3-5 60.0% 2nd half: 1-2 50.0% Game: 4-7 57.1%

WAGNER 49 • 2-5, 1-0 NEC

#	Player		Total		3-Ptr		Rebounds		PF	TP	A	TO	Bk	Stl	Min
			FG-FTA	FG-FT%	FT-FTA	Off	Def	Tot							
14	ARCHAMBAULT, Marie-	f	4-8	2-6	0-0	1	3	4	0	10	4	6	2	0	32
23	ROBINSON, Chanez	f	2-7	0-0	2-2	0	8	8	2	6	1	2	0	2	36
44	CLARK, Kelly	c	8-13	0-1	7-11	6	5	11	3	23	2	7	2	3	37
11	FOURNIER, Veronick	g	1-3	1-3	0-1	1	2	3	0	3	1	2	1	2	39
13	THOMPSON, Jacqui	g	2-7	0-2	1-2	0	0	0	1	5	2	1	0	3	32
3	HEILIGER, Shawn-Mr	0	0-5	0-4	0-0	0	0	0	0	0	3	2	0	1	13
12	BLAIS, Stephanie	0	0-0	0-0	0-0	0	0	0	0	0	0	0	0	0	0
1	HICKS, Kenia	1	1-4	0-0	0-0	1	2	3	2	2	0	0	0	1	14
42	THORPE, Brittney	0	0-1	0-0	0-0	0	0	0	0	0	0	1	0	1	4
	Team					0	3	3							
Totals			18-48	3-16	10-16	9	23	32	9	49	13	21	5	13	200

GAME #9

DEC. 11, 2011 ~ MEMORIAL HALL



Official Basketball Box Score -- Game Totals -- Final Statistics
St. Francis (NY) vs Delaware State University
12/11/11 2 p.m. at Memorial Hall - Dover, Del.



St. Francis (NY) 66 • 1-8

##	Player	Total		3-Ptr		Rebounds			PF	TP	A	TO	Blk	Stl	Min
		FG	FGA	FG	FGA	Off	Def	Tot							
12	SNAUWAERT, Kim	f	1-5	1-3	2-2	0	3	3	4	5	4	4	0	1	34
34	VENEY, Jaymee	f	6-9	0-0	7-8	2	8	10	4	19	2	2	1	2	36
01	ROBINSON, Jasmin	g	5-6	0-0	5-9	1	3	4	3	15	4	6	0	1	34
11	BINGHAM, Stefanie	g	5-11	0-2	0-0	0	2	2	3	10	3	7	0	0	38
21	FOX, Katie	g	1-1	1-1	0-0	0	2	2	5	3	1	2	0	0	22
14	BENEDETTI, Sarah		1-2	1-2	0-0	0	0	0	0	3	0	0	0	0	4
25	MARGINEAN, Ozana		1-1	1-1	0-0	0	0	0	1	3	0	0	0	0	5
30	MYERS, Kelly		0-0	0-0	0-0	1	0	1	1	0	1	0	0	0	4
41	SIMPSON, Ellidh		2-3	1-1	1-1	0	0	0	0	6	0	2	0	0	17
50	HOUNSHELL, Colette		1-2	0-0	0-0	0	1	1	2	2	0	0	0	1	6
Team						1	5	6			2				
Totals			23-40	5-10	15-20	5	24	29	23	66	14	26	1	5	200

FG % 1st Half: 14-24 58.3% 2nd half: 9-16 56.3% Game: 23-40 57.5%
3FG % 1st Half: 2-6 33.3% 2nd half: 3-4 75.0% Game: 5-10 50.0%
FT % 1st Half: 7-7 100.0 2nd half: 8-13 61.5% Game: 15-20 75.0%

Delaware State University 73 • 3-7

##	Player	Total		3-Ptr		Rebounds			PF	TP	A	TO	Blk	Stl	Min
		FG	FGA	FG	FGA	Off	Def	Tot							
14	TATE, Keyanna	f	2-5	0-0	7-8	2	2	4	0	11	2	0	0	1	28
24	HAWKINS, Tierra	f	2-7	0-0	7-8	0	3	3	3	11	0	1	0	2	28
51	AHAIWE, Uchechi	c	0-4	0-0	0-0	3	0	3	2	0	1	2	0	1	14
05	BRISTOW, Tasia	g	7-13	4-7	10-11	1	2	3	3	28	2	1	0	3	36
12	HARMON, Deanna	g	2-4	1-1	0-3	0	6	6	4	5	2	1	0	2	29
21	REDDEN, Coreenah		1-1	0-0	0-0	1	0	1	2	2	1	0	0	1	12
25	DURR, Nadirah		0-0	0-0	0-0	0	1	1	1	0	0	1	0	0	3
30	D'OLIVEIRA, Kianna		3-6	0-0	3-4	2	1	3	3	9	0	1	1	0	18
32	THORNTON, Alexis		0-2	0-1	0-0	0	0	0	0	0	0	0	0	0	7
34	DUKES, Chelsea		3-11	1-7	0-0	0	0	0	1	7	1	1	1	0	25
Team						4	1	5			1				
Totals			20-53	6-16	27-34	13	16	29	19	73	9	9	2	10	200

FG % 1st Half: 6-24 25.0% 2nd half: 14-29 48.3% Game: 20-53 37.7%
3FG % 1st Half: 2-5 40.0% 2nd half: 4-11 36.4% Game: 6-16 37.5%
FT % 1st Half: 12-15 80.0% 2nd half: 15-19 78.9% Game: 27-34 79.4%

Officials: Toby Jones, Heather Browne, Jarod Smoller
Technical fouls: St. Francis (NY)-None, Delaware State University-None.
Attendance: 123

Score by periods	1st	2nd	Total
St. Francis (NY)	37	29	66
Delaware State University	26	47	73

Last FG - SFNYW 2nd-00:00, DSUW 2nd-01:34.
Largest lead - SFNYW by 20 2nd-14:25, DSUW by 10 2nd-00:04.

Points	In	Off	2nd	Fast	Bench
Points	Paint	T/O	Chance	Break	
DSUW	24	12	6	6	14
	24	28	9	2	18

Score tied - 1 time.
Lead changed - 1 time.

GAME #10

DEC. 13, 2011 ~ POPE PE CENTER



Official Basketball Box Score -- Game Totals -- Final Statistics
Fairfield vs St. Francis (NY)
12/13/11 07:00 PM at Brooklyn Heights, New York



Fairfield 53 • 6-3

##	Player	Total		3-Ptr		Rebounds			PF	TP	A	TO	Blk	Stl	Min
		FG	FGA	FG	FGA	Off	Def	Tot							
23	Johnson, Taryn	f	6-10	0-0	0-0	5	4	9	1	12	1	1	2	1	26
44	Cizynski, Katie	f	5-12	1-3	0-1	0	2	2	0	11	0	0	2	1	34
12	Linney, Katelyn	g	5-14	3-9	0-0	0	0	0	1	13	1	1	0	1	34
13	Vazquez, Alexys	g	2-6	2-4	0-0	0	2	2	2	6	3	1	0	1	35
21	Pina, Desiree	g	4-7	0-3	0-0	1	3	4	0	8	6	2	0	3	37
03	Paulus, Sarah		0-0	0-0	0-0	0	1	1	0	0	0	1	0	0	4
05	DaCruz, Felicia		0-2	0-0	1-2	0	1	1	0	1	1	0	0	0	9
10	Akon-Akech, C		0-0	0-0	0-0	0	0	0	0	0	0	0	0	0	0+
11	MacFarlane, Brittany		1-4	0-1	0-0	0	5	5	2	2	1	0	0	1	15
14	Vetra, Laura		0-0	0-0	0-0	0	0	0	0	0	0	0	0	0	3
32	Obi-Tabot, Brittany		0-0	0-0	0-1	0	0	0	1	0	1	0	0	0	3
Team						4	2	6							
Totals			23-55	6-20	1-4	10	20	30	7	53	14	6	4	8	200

FG % 1st Half: 13-32 40.6% 2nd half: 10-23 43.5% Game: 23-55 41.8%
3FG % 1st Half: 6-15 40.0% 2nd half: 0-5 0.0% Game: 6-20 30.0%
FT % 1st Half: 0-0 0.0% 2nd half: 1-4 25.0% Game: 1-4 25.0%

St. Francis (NY) 30 • 1-9

##	Player	Total		3-Ptr		Rebounds			PF	TP	A	TO	Blk	Stl	Min
		FG	FGA	FG	FGA	Off	Def	Tot							
12	SNAUWAERT, Kim	f	1-7	0-1	0-0	3	2	5	2	2	0	3	0	0	32
34	VENEY, Jaymee	f	4-13	0-0	1-4	2	7	9	2	9	1	2	0	1	34
01	ROBINSON, Jasmin	g	1-2	0-0	2-3	0	3	3	1	4	1	3	0	0	34
11	BINGHAM, Stefanie	g	0-1	0-0	0-0	0	2	2	1	0	1	3	0	0	13
21	FOX, Katie	g	4-8	2-4	0-0	0	3	3	2	10	0	3	0	0	30
14	BENEDETTI, Sarah		0-1	0-1	0-0	0	3	3	0	0	0	0	0	1	17
25	MARGINEAN, Ozana		0-1	0-0	0-0	0	1	1	1	0	1	1	0	0	14
30	MYERS, Kelly		1-2	0-0	0-0	0	1	1	5	2	2	1	0	0	11
33	JANKOWSKI, Madeline		0-2	0-2	0-0	0	0	0	0	0	0	0	0	0	3
41	SIMPSON, Ellidh		1-2	1-1	0-0	0	1	1	0	3	0	2	0	0	12
Team						4	1	5			3				
Totals			12-39	3-9	3-7	9	24	33	14	30	6	21	0	2	200

FG % 1st Half: 8-17 47.1% 2nd half: 4-22 18.2% Game: 12-39 30.8%
3FG % 1st Half: 2-4 50.0% 2nd half: 1-5 20.0% Game: 3-9 33.3%
FT % 1st Half: 3-5 60.0% 2nd half: 0-2 0.0% Game: 3-7 42.9%

Officials: Kevin Ruland; Brian Callahan; Sharvez Brown
Technical fouls: Fairfield-None, St. Francis (NY)-None.
Attendance: 107

Score by periods	1st	2nd	Total
Fairfield	32	21	53
St. Francis (NY)	21	9	30

Last FG - FFD 2nd-01:22, SFNYW 2nd-04:31.
Largest lead - FFD by 27 2nd-09:09, SFNYW None.

Points	In	Off	2nd	Fast	Bench
Points	Paint	T/O	Chance	Break	
FFD	20	25	14	0	3
SFNYW	14	2	4	0	5

Score tied - 0 times.
Lead changed - 0 times.

GAME #11

DEC. 18, 2011 ~ JOHN J. LEE AMPHITHEATER