



Central Connecticut State Blue Devils vs. St. Francis College Terriers

February 27th, 2010

Pope Physical Education Center (1,200)

Brooklyn Heights, New York 2:00 PM

2009-2010 ROSTERS & PROBABLE STARTERS



St. Francis College (NY) 2-26; 1-16 NEC

#	Pos	Player	PPG	APG	RPG	GP
2	G	Shannon Gantt	5.0	0.7	1.5	28
3	G	Jacinda Williams	6.3	2.3	2.4	26
*4	F	Ashley Wilcots	-	-	-	-
11	G	Stefanie Bingham	4.9	1.2	3.4	28
12	F	Kim Snauwaert	4.5	1.0	3.2	28
20	G	Melissa Weithman	1.2	0.1	1.1	20
21	G	Tiara Dunson	5.6	3.1	3.9	28
*23	F	Kendra Williams	9.9	0.5	7.9	8
24	G	Amber Lau	3.4	0.5	2.4	28
*30	G	Vitalija Vasciunaite	-	-	-	-
32	G	Kayla Williams	2.6	0.4	0.8	25
42	F	Autumn Lau	12.8	0.6	6.3	28
50	C	Barbora Galandakova	0.4	0.0	1.4	27

*Not Active

Probable Starters

2	G	Shannon Gantt
11	G	Stefanie Bingham
21	G	Tiara Dunson
12	F	Kim Snauwaert
42	F	Autumn Lau



Central Connecticut State 10-17; 7-10 NEC

#	Pos	Player	PPG	APG	RPG	GP
1	G	Shontice Simmons	8.8	3.4	4.1	11
10	G	Alexzandria Dowdy	6.1	2.1	2.4	27
12	G	Rachel Chandler	0.8	0.5	0.4	21
14	G/F	Brooke Bailey	2.6	0.5	1.7	23
15	G	P.J. Wade	6.2	1.6	2.7	27
21	F	Gabrielle Oglesby	7.3	0.1	4.4	9
22	G	Emily Rose	3.9	0.6	0.5	23
23	C	Kirsten Daamen	3.4	0.6	2.0	26
32	F	Kerrianne Dugan	11.9	3.8	7.0	27
33	F	Leanne Crockett	10.4	1.1	8.7	27
35	F	Justina Udenze	9.1	0.9	6.3	27
44	F	Jameilia Dillon	0.7	0.2	0.9	15

Probable Starters

1	G	Shontice Simmons
15	G	P.J. Wade
23	C	Kirsten Daamen
33	F	Leanne Crockett
32	F	Kerrianne Dugan

Head Coach: Brenda Milano (Wagner College '93)

Milano's Career Record: 52-148 (7th season)

Milano's SFNY Career Record: Same

Assistant Coach: Dionne Dodson (Muskingum College '97; 2nd Year)

Assistant Coach: Sue Wicks (Rutgers '88; 4th Year)

Assistant Coach: Christine Stragisher (Muskingum University '08; 1st Year)

Director of Sports Medicine: Don Hovey: MED; MS, A.T.C.

Athletic Trainers: Tara Temple, ATC

Athletic Trainers: Armando Rodriguez, ATC

Director of Strength and Conditioning: Ryan Benfield

Director of Sports Information: David Gansell

Women's Basketball Contact: Brian D. Morales '08

Head Coach: Beryl Piper (Central Connecticut State '87)

Piper's Career Record: 32-56 (3rd season)

Piper's CCSU Record: Same

Assistant Coach: Kerri Reaves (Marquette University '96)

Assistant Coach: Liz Stich (Hartford University '05)

Assistant Coach: Glenn Senecal (Nichols College '80)





HEAD TO HEAD MATCHUP

- The St. Francis College Terriers and the Central Connecticut State Blue Devils renew their Northeast Conference battles this afternoon from the Pope Physical Education Center in Brooklyn Heights, New York.
- It is the 25th time these two teams have met in Division I play, starting in the 1988-89 season with the CCSU taking the first five contests. The Blue Devils hold a 17-7 advantage. Head Coach Brenda Milano is 4-7 all-time against CCSU.
- Key Matchup: Kerriane Dugan (CCSU) vs. Autumn Lau (SFNY):** The leading scorers for both squads will be matched up again on Saturday afternoon. In their last meeting, Dugan recorded 13 points, 11 rebounds and four assists while holding the native of Mt. Wolf, Pennsylvania to nine points and six rebounds.

GAMETIME

February 27th, 2010: This afternoon is the final regular season game on the Northeast Conference calendar for the St. Francis College Terriers as they host the Central Connecticut State Blue Devils. Prior to today's game, the Terriers will honor senior Melissa Weithman, who is playing in her final game in Brooklyn Heights. Today is also "Fan Appreciation Day" with free admission to the game. The Terriers are looking to end the year on a positive note after falling to Bryant, 73-58 on Thursday evening. The Blue Devils, who clinched a Northeast Conference tournament berth, will look to bounce after being routed by Long Island, 73-61, at the Wellness Center.

St. Francis (NY)	Statistical Comparison (Totals)	CCSU
48.3 (1352)	Points per game	59.7 (1611)
33.0% (478-1450)	Field Goal %	38.0% (573-1506)
29.3% (163-556)	3 Point Field Goal %	29.4 (130-442)
5.8	3 Point Field Goal (per game)	4.8
62.8% (233-371)	Free Throw %	67.7% (335-495)
32.9 (922)	Rebounds Per Game	39.7 (1073)
9.9 (277)	Assists Per Game	12.9 (348)
20.4 (571)	Turnovers Per Game	19.7 (533)
7.0 (195)	Steals Per Game	7.9 (213)
3.2 (90)	Blocks Per Game	4.8 (129)
-4.3	Turnover Margin	-3.1
0.5	Assist/Turnover Ratio	0.7

2009-2010 UPCOMING SCHEDULE:

End of Northeast Conference Regular Season!

2009-2010 Results (* Northeast Conference Contest; & Battle of Brooklyn; % 3rd Annual Shoot For A Cure)

November

13 @ Manhattan L 71-34
18 vs. Hofstra L 88-63
 23 @ UAlbany L 70-49
25 vs. Fairfield L 62-46
30 vs. Army L 68-56

December

4 @ Bryant * L 55-41
 6 @ Stony Brook L 71-40
12 vs. Colgate W 59-54
22 vs. Troy L 54-41
 28 @ Iona L 85-51
 31 @ UPenn L 52-48

January

4 @ Central Connecticut * L 69-51
7 vs. St. Francis (PA) * L 64-43
9 vs. Robert Morris * L 87-60
11 vs. Columbia * L 68-56
 14 @ Mount St. Mary's * L 60-47
 16 @ Wagner * L 65-49
21 vs. Mount St. Mary's* L 61-33
23 vs. Wagner * L 78-64
 28 @ St. Francis (PA) * L 73-38
 30 @ Robert Morris * L 72-36

February

4 vs. Long Island * & L 66-39
 6 @ Long Island* L 67-57
 11 @ Quinnipiac * L 72-55
 13 @ Sacred Heart * W 64-63
18 vs. Monmouth * L 65-30
20 vs. Fairleigh Dickinson *% L 65-44
25 vs. Bryant * L 73-58
27 vs. Central Connecticut *



TERRIER TIDBITS



TERRIERS SIGN PAIR TO NLI'S FOR 2010-11 SEASON...

St. Francis (NY) women's basketball coach Brenda Milano announced the addition of two players for the 2010-11 season. **Kiley Grabbe (New Jersey/Clearview Regional High School) and Emily Siegart (New Hampshire/Winnacunnet High School)** have signed National Letters-of-Intent to play for the Terriers.

"We are extremely excited to welcome Kiley and Emily to our program," Milano said. "They come from successful programs in their states and we look forward to bringing their winning attitudes to St. Francis as we continue to grow as a program."

Grabbe is a 6'2 forward/center from Clearview Regional High School in Mullica Hill, New Jersey, where she averaged 11.9 points per game as well as pulling down 9.0 rebounds and swatting 4.0 shots a contest as a member of the Pioneers under head coach Mr. Neil Bress,

She was named to the Christmas Tournament All-Tournament team in 2008, while gracing the All Tri-County Conference team in the 2008-09 season. She was the recipient of the 2008-09 Coaches Choice Award for her hard-work, dedication and leadership also being named captain for the 2009-10 season.

"We are very excited about the signing of Kiley," said Milano. "She was honored as one of South Jersey's top seniors and is averaging a double-double in her final season. Kiley will prove to be a dominant force in the post."

"At 6'2, she has good size and footwork to display her offensive skills, as well as being able to step out and connect on the 15' foot shot. We are also excited about her strong defensive presence and court awareness," Milano adds. "Kiley has a tremendous work ethic and shows valuable leadership qualities that will prove to be a key factor for us next year."

Siegart, who stands at 6'1 from Winnacunnet High School in Winnacunnet, New Hampshire, can play the forward/center position. In her time as a member of the Winnacunnet Warriors under head coach Ed Beattie, Siegart tallied 11.6 points a game, while shooting 62% from the field and 76% from the free throw line. The native of New Hampshire can play the bigger positions, as she swatted 2.0 blocks a contest while pulling down 10.0 rebounds. Her ability to dish the ball will be a vital asset for the Terriers next season, as she dished out 2.0 assists for the Warriors.

Her best game to date was a home contest against Nashua North in early 2009, recorded 23 points, 10 rebounds and three rejections. She has helped lead her team to three consecutive New Hampshire Class L State Championships ('07, '08, '09).

"Emily has the ability to come in and make an immediate impact next year with her ability to score in the post while also extending defenses with her ability to hit from three." Coach Milano offered. "She has great understanding of the game and is strong competitor. We are excited about her versatility and athleticism as a player. She is a perfect fit within our system."

Siegart was named Scholar Athlete three consecutive years and was the Best Inside Player at the Keystone Camp in 2008 to go along with an All-State accolade in 2009.

Shoot For A Cure

The 3rd Annual "Shoot for a Cure," sponsored by Barclays Nets Community Alliance occurred on February 20th from the Pope Physical Education Center. St. Francis (NY) joined the Women's Basketball Coaches Association and over 1,550 school and organizations across the nation to take part in the WBCA Pink Zone initiative.

The day was honored in memory of late NEC Commissioner, Brenda Weare, who passed away in June after a courageous battle with cancer.

ST. FRANCIS (NY) SHOCKS DEFENDING CHAMP FOR SECOND STRAIGHT SEASON...

St. Francis (NY) had not won since December 12, but that did not stop the Terriers from upsetting the defending Northeast Conference champion for the second year in a row. SFNY stunned Sacred Heart on February 13, downing the Pioneers by one point for its first road win of the season.

The Terriers' 64-63 triumph snapped a 16-game losing streak and was the team's first league victory since February 9, 2009. It was on that date when the Terriers edged Robert Morris, which was the defending NEC champion at the time, by a point. Upsets are nothing new for St. Francis (NY) and head coach Brenda Milano. Back in 2008, the Terriers became the first No. 8 seed in NEC Tournament history to down a No. 1 seed.

"The best result of (the Sacred Heart win) is being able to instill in our young team that hard work and perseverance will eventually pay off," Milano said after her Terriers shocked SHU on the road. "It was a wonderful team effort and will be a boast of confidence for us to finish out the season strong."



AFGEWEZEN (REJECTED)...Whether you're speaking Dutch or English, freshman forward Kim Snauwaert has rejected 34 shots this season, leading the Terriers. She is tied for 8th all-time with Eliane Hunt (1986-87) who finished with 34 blocks.

THE DISHES ARE DUN...Junior transfer guard Tiara Dunson ranks 8th in the Northeast Conference in assists, averaging 3.1 dimes a game

THREE'S COMPANY...The Terriers rank fourth in the Northeast Conference in 3-Point Field Goals Made, connecting on 163 treys this season. They currently average 5.8 threes a contest

BE BACK IN FIVE...In the final five minutes this season, the Terriers have connected on 61.2% of the free throw opportunities (60-98). St. Francis has committed 49 turnovers in the final five minutes while stealing the ball 44 times. The Terriers have swatted away 16 shots to their opponents 2 rejections.

BLOCK PARTY, TERRIER STYLE....The Terriers are more aggressive this season, as they have swatted 90 shots in 2009-10. They currently ranked 6th in the NEC. Over the past five seasons, the Terriers are averaging 95.4 blocks a season, with their best being in 2006-07 when they recorded 126 total blocks.

FRESHLY MADE... The quartet of Autumn & Amber Lau, Stefanie Bingham and Kim Snauwaert continue to be the main focal point of the Terriers offense as they are averaging 52.8% percent of the teams points (715 of 1352 total points)

They have always pulled down 46.5% percent of the team's 922 total rebounds. (As a whole, they have combined for 429 caroms while Autumn Lau leads the team with 176 boards)

WINTER, SPRING, SUMMER AND AUTUMN... Autumn Lau has already etched her name in St. Francis, as she stands in second place all-time with 74 three-point field goals made in a season (Tiffany Hill leads with 85, which she accomplished in 2007-08 with 85). Currently, Lau stands in 11th place for career threes made. She can surpass the tandem of Melissa Gialanella and Sheila Hennessy, each finishing with 76 made threes.

****If Lau continues at this pace, she will eclipse Tiffany Hill's mark of 214 made three-pointers. The native of Mt. Wolf, PA will have to average a minimum of 53 made three pointers to top Hill.****

Lau ranks second in 3-point attempted for a single season at 208, surpassing Erinn Sierner's (1996-97) mark of 207. Tiffany Hill still leads with 231.



-TOID...St. Francis (NY) is one of five remaining Northeast Conference members who qualified for the inaugural NEC Tournament (1987). The charter member defeated inter-boro rival Wagner in the opening round of the then six-team tourney. The Terriers' first NEC Tournament victory came two decades before the Brooklyn-based school would pull off the biggest upset in the league's postseason history. In 2008, St. Francis posted a first-round win over top-seeded Long Island. No other #8 seed has ever knocked off a No.1 seed.

FOLLOW THE TERRIERS ALL-SEASON LONG...If you can't make it to game, log on to www.SFCathletics.com, as Seth Cantor brings you the call for all Terrier home and select away games on the Terrier Sports Network.

MEDIA INFORMATION INTERVIEWS

St. Francis College and visiting locker rooms are closed to the media. For any special interview requests, please contact Brian Morales, Assistant Sports Information Director/Women's Basketball Contact. At least twenty-four hours of advanced notice is appreciated. Interviews will be conducted at a designated area.

MEDIA SERVICES











All media covering the event will receive a game program, notes, complete play-by-play, halftime box score and complete final statistics.



HOW TO REACH US: ATHLETICS
SPORTS INFORMATION OFFICE:
BRIAN D. MORALES
Phone: 718.489.5491
Fax: 718.797.2140
Email: bmorales@stfranciscollege.edu
Cell Phone: 646.342.4414
www.SFCathletics.com



ST. FRANCIS (NY) VS THE NORTHEAST CONFERENCE

		RECORD	PERCENTAGE
BRYANT		0-4	.000
CENTRAL CONNECTICUT		7-17	.280
FAIRLEIGH DICKINSON		14-43	.245
LONG ISLAND		20-43	.317
MONMOUTH		5-47	.096
MOUNT ST. MARY'S		2-40	.047
QUINNIPIAC		6-15	.028
ROBERT MORRIS		14-35	.285
SACRED HEART		9-18	.333
ST. FRANCIS (PA)		13-35	.270
WAGNER		16-48	.250



TERRIER TEAM RANKINGS IN NORTHEAST CONFERENCE



- 12th Scoring Offense 48.3
- 12th Scoring Defense 67.8
- 12th Scoring Margin -19.5
- 11th Free Throw Percentages .628 (233-371)
- 12th Field Goal Percentages .330 (478-1450)
- 10th Field Goal PCT Defense .417 (685-1643)
- 11th 3-Point Field Goal Percentages .293 (163-556)
- 10th 3-Point Field Goal PCT Defense .342 (154-450)
- 12th Rebounding Offense 32.9 (922)
- 12th Rebounding Defense 43.9 (1229)

- 12th Rebounding Margin -11.0
- 6th Blocked Shots 3.2 (90)
- 11th Assists 9.8 (277)
- 11th Steals 6.9 (195)
- 12th Turnover Margin -4.29
- 12th Assist/Turnover Margin 0.49
- 11th Offensive Rebounds 11.2 (315)
- 11th Defensive Rebounds 21.6 (607)
- 4th 3-Point Field Goals Made 5.8 (163)



TERRIER INDIVIDUAL RANKINGS IN NORHEAST CONFERENCE



AUTUMN LAU

- 1st in 3-Point FG Made (74) (2.6 pg)
- 5th in Minute Played (34.8 pg)
- 10th Defensive Rebounds (131) (4.6)
- 11th in Scoring (12.8 ppg)
- 13th in 3-Point FG % (35.6%)
- 13th in Blocks 0.6 pg (18)
- 16th in Rebounding (6.3 rpg)

TIARA DUNSON

- 8th in Assist/Turnover Ratio (0.85)
- 8th in Assists (3.1 apg)
- 26th in Minutes Played (28.6)

JACINDA WILLIAMS

- 15th in Assists (2.3 apg)
- 29th in Minutes Played 28.2 mpg

KIM SNAUWAERT

- 6th in Blocks 1.2 pg (34)



PLAYER OF THE WEEK AWARD WINNERS

11/16/09	Connie James	Long Island
11/23/09	Angela Pace	Robert Morris
11/30/09	Alisa Apo	Sacred Heart
12/7/09	Angela Pace	Robert Morris
	Britney Hodges	St. Francis (PA)
12/14/09	Callan Taylor	Sacred Heart
12/21/09	Britney Hodges	St. Francis (PA)
1/4/10	Alisa Apo	Sacred Heart
1/11/10	Angela Pace	Robert Morris
1/18/10	Chelsi Johnson	Long Island
1/25/10	Ashley Palmer	Long Island
2/1/10	Allison Daly	St. Francis (PA)
	Alisa Apo	Sacred Heart
2/8/10	Angela Pace	Robert Morris
2/15/10	Kelsey O'Keefe	Bryant
2/22/10	Britney Hodges	St. Francis (PA)



ROOKIE OF WEEK AWARD WINNERS

11/16/09	Autumn Lau	St. Francis (NY)
11/23/09	Kiley Evans	Sacred Heart
11/30/09	Vega Gimeno-Martinez	Robert Morris
12/7/09	Vega Gimeno-Martinez	Robert Morris
12/14/09	Alysha Womack	Monmouth
12/21/09	Vega Gimeno-Martinez	Robert Morris
1/4/10	Kiley Evans	Sacred Heart
1/11/10	Autumn Lau	St. Francis (NY)
1/18/10	Gabby Singer	Monmouth
	Marie-Laurence Archambault	Wagner
1/25/10	Alysha Womack	Monmouth
2/1/10	Kiley Evans	Sacred Heart
2/8/10	Kiley Evans	Sacred Heart
	Vega Gimeno-Martinez	Robert Morris
2/15/10	Alysha Womack	Monmouth
2/22/10	Alysha Womack	Monmouth





Irma Garcia
DIRECTOR OF ATHLETICS

Irma Garcia has been a part of St. Francis College Athletics for the past 23 years as a student-athlete, coach and administrator. In the summer of 2007, Garcia was named the Terriers' Director of Athletics. In fact, she is the first Hispanic female to lead a Division I program. Garcia's leadership, compassion and dedication to the St. Francis College Department of Athletics has touched many and her induction to the College's Hall of Fame in 2005 was a well deserved honor.

In 1976, Garcia entered St. Francis College as a student-athlete on the women's basketball team to play for St. Francis Hall of Fame Coach Diane Nolan. Upon graduation, Irma began her career as a physical education teacher and girls' basketball coach at St. Joseph by the Sea on Staten Island.

Garcia returned to St. Francis in 1988 when she was named the 8th women's basketball coach in St. Francis College history. During Irma's 11-year tenure, her players and teams received many individual and collective honors. Under her guidance, 12 of her women's basketball players were honored on post-season Northeast Conference (NEC) teams (four NEC First-Team All-Conference Players, two NEC Second-Team All-Conference Players, five NEC All-Rookie Team Players, and one Newcomer of the Year).

Five former players were inducted into the College's Hall of Fame. Irma's women's basketball teams were also among the NCAA elite in the classroom. Her 1998-99 team was honored by the WBCA for having the 4th highest team grade-point-average among nearly 300 Division I women's basketball teams in the country and the 1997-98 team ranked 23rd in the nation in team grade-point-average. Garcia also coached the first St. Francis women's basketball player recruited to play professional basketball, Carolyn Harvey. After the 1997-98 season, Garcia was honored by her colleagues as the Northeast Conference Coach of the Year.

In addition to her responsibilities as head women's basketball coach, Garcia also served as the College's Department of Athletics Senior Woman Administrator. Her administrative responsibilities included monitoring student-athlete financial aid and she was the primary liaison to the College's admissions and financial aid offices. Irma was also instrumental in fundraising for the then-new women's basketball locker room.

Following the 1998-99 season, Garcia retired from coaching and was named the St. Francis College Associate Director of Athletics. In that role, she also was the Director of Student-Athlete Services and became the department's business manager where she oversaw the athletic department's budget and purchasing activities.

Garcia earned a master's degree from Brooklyn College in 2001 in Sports Administration. She is an active member of the National Association of Collegiate Directors of Athletics (NACDA), the National Association of Collegiate Women Athletic Administrators (NACWAA), American Council on Education (AEC), Minority Opportunities Association (MOAA).

She has recently been featured in the USA Today, New York Daily News, NCAA News, ESPN.com and American Latino, a nationally syndicated TV show. Garcia was honored Oct. 1, 2008 at the White House, in Washington D.C., as a 2008 Las Primeras Award Recipient by MANA, a national Latina organization, for becoming the first Hispanic woman to run an NCAA Division I athletic program.



www.SFCathletics.com





2009-2010 ST. FRANCIS COLLEGE WOMEN'S BASKETBALL COACHING STAFF

BRENDA MILANO, Wagner College ('93); Seton Hall University

HEAD COACH

Brenda Milano enters her seventh season as head coach of the St. Francis College women's basketball program. In her first season, she led the 2003-2004 Terriers to an eight win season. The next season, the wins steadily increased to ten, while guiding St. Francis to the 2005 Northeast Conference Quarterfinals. It was the Terriers first appearance since 1999.

Milano's coaching style helped transform a new atmosphere in Brooklyn Heights as the 2006-07 season proved to be a year to remember. Milano's bunch recorded a 13-18 overall record, her most successful season to date. St. Francis would enter the Northeast Conference Tournament as the eight seed, taking on the Long Island University Blackbirds, the tournaments top seed. The Terriers would pull out the upset, as it was the first time that the school has qualified for the semi-finals as well as being the only # 8 seed to upset the # 1 seed in Northeast Conference Tournament history.

Despite having three starters on the injured list, the 2007-08 Terriers were resilient and made it back to Northeast Conference tournament. Last season, Milano was able to achieve personal milestones in her coaching career. The Terriers ended a three-year draught in the Battle of Brooklyn as they defeated Long Island University, giving Milano her 35th Northeast Conference victory. A month later, with a last second free-throw, St. Francis would stun 2008 Northeast Conference Champions, Robert Morris, giving Coach Milano her 50th career victory, the most wins by a St. Francis College women's head coach.

Milano gained her early coaching experience at Northeastern University as a graduate assistant and at Seton Hall University where she earned a master's degree in sports management. Before coaching, Milano spent time at Integrated Sports International, sports marketing firm where she put to work her B.S. in marketing from Wagner College (1995). In 1998, Milano came to St. Francis College as Assistant Coach for the Women's Basketball Team and served as the College's Assistant Athletic Director of Business Affairs, positions she held until 2002. After a brief stint at Hofstra University where she served as first assistant, Milano returned to St. Francis for the 2003-2004 campaign to lead the team as head coach.

As a student-athlete, Milano was an outstanding member of the Wagner College Women's Basketball Team. She served as team captain for three seasons and was named Most Valuable Player her junior and senior year. She was a member of the Second Team All Northeast Conference (1992-93) and Northeast Conference All Newcomer Team (1990-91). Before a career ending knee injury her senior year, she scored 1,046 total points, an accomplishment that earned her a spot in the Seahawks' 1,000-point club. Milano currently ranks 19th on Wagner's all-time scoring list.

Milano has high expectations for her team in 2009-2010. This year's team, despite losing four seniors, will look to the senior leadership of Kendra Williams and Melissa Weithman. The team, with a mix of key reserves and new faces, will have a fresh new outlook and demeanor in hopes of forgetting a season ago and hope to vie for a Northeast Conference championship.

Coach Milano vs. Northeast Conference Opponents

Bryant	0-4
CCSU	4-7
FDU	4-8
Long Island	5-10
Monmouth	1-11
Mount St. Mary's	2-11
Quinnipiac	4-6
Robert Morris	3-12
Sacred Heart	1-11
St. Francis (PA)	5-9
Wagner	8-5

*Includes 2008-09 results & Northeast Conference Playoffs

Coach Milano Season-by-Season

2003-2004:	8-19; 7-11 NEC
2004-2005:	10-18; 7-11 NEC
2005-2006:	5-22; 4-14 NEC
2006-2007:	13-18; 7-11 NEC
2007-2008:	10-20; 7-11 NEC
2008-2009:	4-25; 3-15 NEC
2009-2010:	2-26; 1-16 NEC

Milano's Post Season File

2008 Northeast Conference Quarterfinals
 2007 Northeast Conference Semi-finals
 2005 Northeast Conference Quarterfinals



www.SFCathletics.com





**DIONNE DODSON, Muskingum College ('97); Slippery Rock University
ASSISTANT COACH**

Assistant Coach Dionne Dodson embarks on her second season with the Terriers. Dodson joined the Terriers' coaching staff this last summer. "Dionne is an outstanding addition to our coaching staff," said Milano. "Her experience in recruiting and on-floor coaching is a tremendous lift to our program."

Dodson spent two seasons at Fordham University where she was involved in all aspects of the program. Her duties included coordination of the entire recruiting system, assisting with scouting and tape breakdown and on-floor coaching and organizing summer camps. Previous to Fordham, she served as an assistant coach and recruiting coordinator at Manhattan for three years. She helped recruit three players who earned Metro Atlantic Athletic Conference (MAAC) All-Rookie honors, two in 2004 and one in 2005.

Prior to coming to New York City, Dodson was an assistant coach and recruiting coordinator at Coastal Carolina University in 2002-03. Her responsibilities at Coastal Carolina included coordination of the entire recruiting system, assisting with scouting and on-floor coaching.

Dodson received her start in coaching at Saint Francis University in Loretto, Pennsylvania where she served as an assistant coach from 1999- 2002, helping the Red Flash win the 2000 and 2002 Northeast Conference(NEC) regular season and tournament championships and advance to the NCAA Tournament. She also helped recruit the 2002 NEC Tournament MVP while also being responsible for developing and monitoring the strength and conditioning program as well as monitoring the academic progress of the student-athletes. She also assisted with on-floor coaching and with scouting as well as organizing community service activities.

A 1997 graduate of Muskingum College in New Concord, Ohio, Dodson received a Bachelor's degree in Psychology from the school before going on to earn a Masters degree in Sports Management from Slippery Rock University in 2003.



www.SFCathletics.com





SUE WICKS, Rutgers University ('88)
ASSISTANT COACH

Sue Wicks, former Naismith Player of the Year Award winner and former Assistant Basketball Coach at Rutgers University, is in her fourth season as the Assistant Coach of the St. Francis College Terriers. Sue is a former WNBA all-star who played with the New York Liberty from 1997 to 2002.

"We are truly blessed to have such a quality individual as Sue Wicks as a member of the coaching staff," said Milano. "She has both played and coached at the highest level and adds a wealth of knowledge and experience to our staff. Our post players are able to learn the position from one of the best. Sue is also a tremendous recruiting asset for our program."

Wicks, a native of Center Moriches, New York, played for Rutgers University from 1984 to 1988. While at Rutgers, she was named a Kodak All-American in 1986, 1987 and 1988, and in 1988 she won the Naismith Award as well as National Player of the Year Awards from U.S. Basketball Writers Association, Women's Basketball News Service and Street & Smith. She was Player of the Year in the Atlantic 10 Conference in 1986, 1987 and 1988, winning the Atlantic 10 Tournament MVP award in 1986 and 1988, and sharing it in 1987. She also was named to All-Regional Teams in the NCAA tournament in 1986 and 1987 and won a gold medal in the 1987 Pan-American Games.

As the most highly decorated player in RU history, she holds the Rutgers records for points scored (2,655), rebounds (1,357), scoring average (21.2 ppg), rebounding average (10.9 rpg), field goals made (1,091) and attempted (2,099), free throws made (473) and attempted (641), and blocked shots (293). The scoring and rebounding totals are records for a male or female player at Rutgers.

Following her college career, before the WNBA was founded, Wicks spent more than 15 years playing professionally overseas in Italy, Japan, Spain and Israel. In 1997, she returned home for the inaugural WNBA season to play for the New York Liberty.

By 1999, Wicks had assumed the starting center position for the Liberty, due in part to her defensive skills. She developed into an All-Star player, participating in each WNBA All-Star Game until her retirement. In 2000, she was awarded the Kim Perrot sportsmanship award.

In 182 WNBA games played, Wicks scored 823 points, for a total of 4.5 points per game, had 182 assists for one assist per game, recovered 788 rebounds, for a total of 4.3 per game, and had 158 blocks, for a total of 0.90 blocks per game. She finished her WNBA career with the eighth most shots blocked in WNBA history.

Sue Wicks was named to the Rutgers Basketball Hall of Fame in 1994 and was inducted into the University's Hall of Distinguished Alumni in 2005. Last April, she was enshrined into the Nassau County Sports Hall of Fame. She is only one of two Rutgers women's basketball players to have her jersey retired.

This past July, Coach Wicks, along with Erik Spoelstra and David Fizdale of the Miami Heat (NBA) arrived in the Philippines on July 28th to hold basketball clinics from July 29th, to August 1st. "It was a tremendous experience to represent the United States, the WNBA, and St. Francis College in this once in a lifetime opportunity," said Wicks. "During the trip, we conducted clinics, visited schools and spoke to youth about the importance of an education, positive health practices and respect for diversity."

Wicks goes on to say, in her blog about the trip that, "I know I speak for our entire envoy when I say that we were overwhelmed by the warmth and hospitality of these amazingly resourceful people. I feel truly blessed to have had this wonderful opportunity of sharing with the Philippine people."

Christine Stragisher, Muskingum College (2008)
ASSISTANT COACH

St. Francis College women's basketball head coach Brenda Milano has announced the hiring of Christine Stragisher as an assistant coach, effective as of October 1st, 2009. *"I am very excited about Christine joining our staff," said coach Milano. "She is young, energetic and completely pro active. She has brought great ideas and knowledge to our program after spending two years with the WNBA's San Antonio Silver Stars. Chrissy wore many different hats with the Stars and that will continue here at SFC."*

In her new role at St. Francis, Stragisher will oversee the film exchange program between all non-conference and conference opponents as well as organizing free clinics both at the college and at other venues to make the St. Francis basketball more visible in the community. Stragisher spent two years with the San Antonio Silver Stars after earning a promotion to coordinator of video and basketball operations. There, she was responsible for all facets of the video coordination program, including capturing, logging and editing game film. She works with the coaching staff to prepare scout videos and coordinates the video exchange program with opposing teams.

In 2008, Stragisher worked as a basketball operations and video intern for the Silver Stars. A 2008 graduate of Muskingum University, Stragisher worked as a student assistant basketball and softball coach while in college. She earned a Bachelor of Arts degree in Speech Communication with minors in Physical Education and Philosophy. She was sports editor of The Black & Magenta Muskingum University newspaper from 2006 to 2008. As a student at Mentor High School, Stragisher earned three varsity letters in basketball and served as team captain.



ST. FRANCIS
TERRIERS



2009-2010 NORTHEAST CONFERENCE WOMEN'S
BASKETBALL PRESEASON COACHES POLL (First Place
Votes in Parenthesis)



PREDICTION	SCHOOL NAME	LOGO
1	SACRED HEART (9)	
2	ST. FRANCIS (PA) (2)	
3	CENTRAL CONNECTICUT	
4	ROBERT MORRIS (1)	
5	QUINNIPIAC	
6	FAIRLEIGH DICKINSON	
7	MONMOUTH	
8	MOUNT ST. MARY'S	
9	LONG ISLAND	
10	BRYANT	
11	WAGNER	
12	ST. FRANCIS (NY)	



www.SFCathletics.com





2009-2010 Northeast Conference Standings (Through week of February 27th)

<i>Team</i>	<i>NEC Record</i>	<i>PCT</i>	<i>Overall Record</i>	<i>PCT</i>	<i>Streak</i>	<i>Home</i>	<i>Away</i>	<i>Neutral</i>
<i>1.Robert Morris*</i>	16-1	.941	21-7	.750	W 11	12-4	9-3	0-0
<i>2.Long Island*</i>	13-4	.765	19-9	.679	W 7	9-5	9-4	1-0
<i>3.Sacred Heart*</i>	12-5	.706	19-9	.679	W 1	9-5	10-4	0-0
<i>4.Monmouth*</i>	10-7	.588	15-13	.536	L 2	9-4	5-9	1-0
<i>St. Francis (PA)*</i>	10-7	.588	13-14	.481	W 4	7-5	5-9	1-0
<i>Bryant</i>	10-7	.588	13-15	.464	W 1	8-6	5-8	0-1
<i>7.Central</i>	7-10	.438	10-17	.370	L 1	4-9	6-6	0-2
<i>Connecticut*</i>								
<i>8.Quinnipiac</i>	6-11	.353	11-17	.393	W 1	7-7	2-9	2-1
<i>Mount St. Mary's</i>	6-11	.353	10-17	.370	L 1	5-6	5-11	0-0
<i>Wagner</i>	6-11	.353	9-19	.321	L 5	5-6	3-13	1-0
<i>11.Fairleigh</i>	5-12	.294	9-19	.321	L 1	7-5	2-14	0-0
<i>Dickinson</i>								
<i>12.St. Francis (NY)</i>	1-16	0.59	2-26	.071	L 3	1-14	1-12	0-0

*Clinched Northeast Conference Tournament Berth

2009-2010 St. Francis College Pronunciation Guide

# 2	Shannon Gantt	Ga-ant
# 3	Jacinda Williams	Ja-cin-dah
# 11	Stefanie Bingham	B-ing-ham
# 12	Kim Snauweart	Snau-wor-th
# 20	Melissa Weithman	Y-th-man
# 21	Tiara Dunson	T-r-a
# 23	Kendra Williams	Ken-dra
# 24	Amber Lau	Lau
# 42	Autumn Lau	Lau
# 50	Bara Galandakova	Bar-a Ga-lan-da-ko-va
	Head Coach Brenda Milano	Me-lan-o
	Asst Coach Dionne Dodson	Dee-on Dod-son
	Asst Coach Sue Wicks	Sue Wicks
	Asst Coach Christine Stragisher	Str-ag-is-her



www.SFCathletics.com





ST. FRANCIS TERRIERS

ALPHABETICAL INDIVIDUAL PLAYER SUMMARIES



#11 Stefanie Bingham, 5-8, Guard, Freshman, Willingboro, New Jersey/Willingboro

Category	Season High	Season Average	Career High
Minutes	36 vs. Mount St. Mary's (1/14/10)	21.6	36 vs. Mount St. Mary's (1/14/10)
Points	14 vs. Colgate (12/12/09)	4.9	14 vs. Colgate (12/12/09)
Rebounds	7 (on two occasions); Last vs. Long Island (2/7/10)	3.4	7 (on two occasions); Last vs. Long Island (2/7/10)
Assists	6 vs. Sacred Heart (2/13/10)	1.2	6 vs. Sacred Heart (2/13/10)
Blocks	1 (on four occasions); Last vs. Sacred Heart (2/13/10)	0.1	1 (on four occasions); Last vs. Sacred Heart (2/13/10)
Steals	3 (on two occasions); Last vs. Long Island (2/7/10)	0.9	3 (on two occasions); Last vs. Long Island (2/7/10)
Field Goals Made	5 (on two occasions); Last vs. Long Island (2/7/10)	56	5 (on two occasions); Last vs. Long Island (2/7/10)
Field Goals Attempted	15 vs. Long Island (2/7/10)	148	15 vs. Long Island (2/7/10)
3 Pt Field Goals Made	1 (on four occasions); Last vs. Quinnipiac (2/11/10)	6	1 (on four occasions); Last vs. Quinnipiac (2/11/10)
3 Pt Field Goals Attempted	3 vs. Central Conn (1/4/10)	25	3 vs. Central Conn (1/4/10)
Free Throws Made	2 (on five occasions); Last vs. Quinnipiac (2/11/10)	19	2 (on five occasions); Last vs. Quinnipiac (2/11/10)
Free Throws Attempted	3 vs. Iona (12/28/09)	29	3 vs. Iona (12/28/09)

Prior to SFC: Stared at Willingboro High School where she was a two-sport athlete (basketball and tennis)...On the hardwood, she averaged 22.3 points per game and 6.0 rebounds...Among her accolades, she was named Burlington County Player of the Year for 2008-2009 campaign as well as being selected to the All-South Jersey and All-Burlington First Team squads...Willingboro was able to win the Group II State Championships in 2007 and was Liberty Division Champions this past season.



#21 Tiara Dunson, 5-9, Guard, Junior, Tracy, California/Merced College/West High School

Category	Season High	Season Average	Career High
Minutes	40 (on two occasions); Last vs. Sacred Heart (2/13/10)	28.7	40 (on two occasions); Last vs. Sacred Heart (2/13/10)
Points	14 vs. Hofstra (11/18/09)	5.6	14 vs. Hofstra (11/18/09)
Rebounds	11 vs. Bryant (12/4/09)	3.9	11 vs. Bryant (12/4/09)
Assists	6 (on four occasions); Last vs. Robert Morris (1/9/10)	3.1	6 (on four occasions); Last vs. Robert Morris (1/9/10)
Blocks	1 (on five occasions); Last vs. Robert Morris (1/30/10)	0.1	1 (on five occasions); Last vs. Robert Morris (1/30/10)
Steals	4 vs. Bryant (12/4/09)	1.0	4 vs. Bryant (12/4/09)
Field Goals Made	5 (on two occasions); Last vs. Columbia (1/11/10)	46	5 (on two occasions); Last vs. Columbia (1/11/10)
Field Goals Attempted	11 vs. Bryant (12/4/09)	147	11 vs. Bryant (12/4/09)
3 Pt Field Goals Made	1 (on seven occasions); Last vs. Bryant (2/25/10)	8	1 (on seven occasions); Last vs. Bryant (2/25/10)
3 Pt Field Goals Attempted	3 (on three occasions); Last vs. Robert Morris (1/30/10)	25	3 (on three occasions); Last vs. Robert Morris (1/30/10)
Free Throws Made	7 vs. UAlbany (11/23/09)	57	7 vs. UAlbany (11/23/09)
Free Throws Attempted	11 (on two occasions); Last vs. Long Island (2/7/10)	97	11 (on two occasions); Last vs. Long Island (2/7/10)



Prior to SFC: At Merced College: As a three year captain, Merced finished 2nd in their conference as Tiara led the team in scoring (9.9 ppg) and rebounding (6.6 rpg)....Named to the First Team All-Central Valley Conference squad.

High School: Attended West High School in California...Named the 2007 Female Athlete of the Year along with a First Team All-Tri City League selection. During her sophomore and junior year at West, she won the Defensive Player of the Year as well as obtaining the Homefield Advantage Athlete Award.



#50 Barbora Galandakova, 6-7, Center, Junior, Prague, Czech Republic/Gymnazium Nad Ytolov

Category	Season High	Season Average	Career High
Minutes	26 vs. Iona (12/28/09)	7.8	26 vs. Iona (12/28/09)
Points	2 (on five occasions); Last vs. Robert Morris (1/30/10)	0.4	2 (on eleven occasions); Last vs. Robert Morris (1/30/10)
Rebounds	5 (on three occasions); Last vs. Long Island (2/4/10)	1.4	5 (on three occasions); Last vs. Long Island (2/4/10)
Assists	0	0.0	0
Blocks	2 (on five occasions); Last vs. Long Island (2/4/10)	0.5	2 (on five occasions); Last vs. Long Island (2/4/10)
Steals	1 vs. Central Conn (1/4/10)	0.03	1 vs. Central Conn (1/4/10)
Field Goals Made	1 (on five occasions); Last vs. Robert Morris (1/30/10)	5	1 (on eleven occasions); Last vs. Robert Morris (1/30/10)
Field Goals Attempted	5 vs. UPENN (12/31/09)	23	5 vs. UPENN (12/31/09)
3 Pt Field Goals Made	0	0	0
3 Pt Field Goals Attempted	1 vs. Bryant (12/4/09)	1	1 vs. Bryant (12/4/09)
Free Throws Made	1 (on three occasions); Last vs. Wagner (1/23/10)	2	1 (on three occasions); Last vs. Wagner (1/23/10)
Free Throws Attempted	6 vs. Iona (12/28/09)	9	6 vs. Iona (12/28/09)

2008-09: (Sophomore): Played in 15 games...Averaged 5.1 minutes per game....Averaged 0.4 points per game...Tied a career-high two points on three occasions...Recorded a block in two contest (12/8/08 vs. Robert Morris and 3/2/09 vs. Sacred Heart)...Played in a career-high 15 contest...Grabbed a season-high two rebounds on three different occasions...

2007-2008 (Freshman): Played in 15 games...Made one start...Averaged 4.7 minutes per game...Averaged 0.5 points per game...Scored a career-high two points on three occasions...Was the focus of the MTV Show True Life: Coming to America.



#2 Shannon Gantt, 5-5, Guard, Junior, Woodbury, New Jersey/Woodbury

Category	Season High	Season Average	Career High
Minutes	40 vs. Long Island (2/7/10)	15.7	40 vs. Long Island (2/7/10)
Points	14 vs. Central Conn (1/4/10)	5.0	14 vs. Central Conn (1/4/10)
Rebounds	4 (on three occasions); Last vs. Monmouth (2/18/10)	1.5	4 (on three occasions); Last vs. Monmouth (2/18/10)
Assists	4 vs. Long Island (2/7/10)	0.7	4 vs. Long Island (2/7/10)
Blocks	1 vs. Hofstra (11/18/09)	0.07	1 vs. Hofstra (11/18/09)
Steals	4 vs. Wagner (1/23/10)	0.9	4 vs. Wagner (1/23/10)
Field Goals Made	7 vs. Central Conn (1/4/10)	60	7 vs. Central Conn (1/4/10)
Field Goals Attempted	17 vs. Monmouth (2/18/10)	168	17 vs. Monmouth (2/18/10)
3 Pt Field Goals Made	2 vs. Wagner (1/23/10)	4	2 vs. Wagner (1/23/10)
3 Pt Field Goals Attempted	2 (on five occasions); Last vs. Long Island (2/4/10)	17	2 (on five occasions); Last vs. Long Island (2/4/10)
Free Throws Made	3 (on three occasions); Last vs. St. Francis (PA) (1/28/10)	15	3 (on three occasions); Last vs. St. Francis (PA) (1/28/10)
Free Throws Attempted	4 (on five occasions); Last vs. Robert Morris (1/30/10)	26	4 (on five occasions); Last vs. Robert Morris (1/30/10)

2008-09: (Sophomore): Played in 21 games...Started in 2 contests...Logged career high in minutes with 27 against Sacred Heart (2/2/09)... Averaged 2.7 points per game...Scored a career-high 11 in back-to-back contest (vs. Fairleigh Dickinson (2/14/09 & Mount St. Mary's (2/16/09)...Shot 67% from the free-throw line...



#24 Amber Lau, 5-9, Guard, Freshman, Mt. Wolf, Pennsylvania/Northeastern

Category	Season High	Season Average	Career High
Minutes	32 vs. UAlbany (11/23/09)	17.9	32 vs. UAlbany (11/23/09)
Points	12 vs. Long Island (2/7/10)	3.4	12 vs. Long Island (2/7/10)
Rebounds	7 vs. Robert Morris (1/30/10)	2.4	7 vs. Robert Morris (1/30/10)
Assists	2 (on three occasions); Last vs. Bryant (2/25/10)	0.5	2 (on two occasions); Last vs. UPENN (12/31/09)
Blocks	1 (on six occasions); Last vs. Monmouth (2/18/10)	0.2	1 (on six occasions); Last vs. Monmouth (2/18/10)
Steals	2 (on five occasions); Last vs. Quinnipiac (2/11/10)	0.6	2 (on five occasions); Last vs. Quinnipiac (2/11/10)
Field Goals Made	4 (on two occasions); Last vs. Long Island (2/7/10)	32	4 (on two occasions); Last vs. Long Island (2/7/10)
Field Goals Attempted	7 (on four occasions); Last vs. Quinnipiac (2/11/10)	105	7 (on four occasions); Last vs. Quinnipiac (2/11/10)
3 Pt Field Goals Made	2 (on three occasions); Last vs. Fairleigh Dickinson (2/20/10)	13	2 (on three occasions); Last vs. Fairleigh Dickinson (2/20/10)
3 Pt Field Goals Attempted	6 (on two occasions); Last vs. Quinnipiac (2/11/10)	60	6 (on two occasions); Last vs. Quinnipiac (2/11/10)
Free Throws Made	3 (on three occasions); Last vs. Bryant (2/25/10)	17	3 (on three occasions); Last vs. Bryant (2/25/10)
Free Throws Attempted	4 (on three occasions); Last vs. Bryant (2/25/10)	21	4 (on three occasions); Last vs. Bryant (2/25/10)

High School: Attended Northeastern High School in Pennsylvania... a 5'9 guard from Mt. Wolf, Pennsylvania, last year was named to the YAI AA Division II First Team. She averaged 17.4 points per game. Amber helped lead her team to third-place in District 3 and to the 2nd round of the PIAA tournament. Amber has a twin sister, Autumn.



#42 Autumn Lau, 5-10, Forward, Freshman, Mt. Wolf, Pennsylvania/Northeastern

Category	Season High	Season Average	Career High
Minutes	40 (on eight occasions); Last vs. Fairleigh Dickinson (2/20/10)	34.9	40 (on eight occasions); Last vs. Fairleigh Dickinson (2/20/10)
Points	29 vs. St. Francis (PA) (1/7/10)	12.8	29 vs. St. Francis (PA) (1/7/10)
Rebounds	16 vs. UAlbany (11/23/09)	6.3	16 vs. UAlbany (11/23/09)
Assists	3 vs. Wagner (1/16/10)	0.6	3 vs. Wagner (1/16/10)
Blocks	2 (on five occasions); Last vs. Long Island (2/7/10)	0.6	2 (on five occasions); Last vs. Long Island (2/7/10)
Steals	2 (on four occasions); Last vs. Quinnipiac (2/11/10)	0.6	2 (on four occasions); Last vs. Quinnipiac (2/11/10)
Field Goals Made	10 vs. St. Francis (PA) (1/7/10)	119	10 vs. St. Francis (PA) (1/7/10)
Field Goals Attempted	19 vs. Columbia (1/11/10)	337	19 vs. Columbia (1/11/10)
3 Pt Field Goals Made	7 vs. St. Francis (PA) (1/7/10)	74	7 vs. St. Francis (PA) (1/7/10)
3 Pt Field Goals Attempted	13 vs. Wagner (1/23/10)	208	13 vs. Wagner (1/23/10)
Free Throws Made	11 vs. Robert Morris (1/9/10)	46	11 vs. Robert Morris (1/9/10)
Free Throws Attempted	13 vs. Robert Morris (1/9/10)	66	13 vs. Robert Morris (1/9/10)

High School: Attended Northeastern High School... a 5'10 small forward from Mt. Wolf, Pennsylvania, last year was named YAI AA Division II Player of the Year. She averaged 24.1 points. Autumn is the all-time leading scorer for the Northeastern girls' program with 1,758 career points. She had four 30-plus point games and averaged 28.8 points while helping Northeastern to third-place in District 3 and to the 2nd round of PIAA Class AAA tournament.



#12 Kim Snauwaert, 6-1, Forward, Freshman, Roeselare, Belgium

Category	Season High	Season Average	Career High
Minutes	39 vs. Fairleigh Dickinson (2/20/10)	23.9	39 vs. Fairleigh Dickinson (2/20/10)
Points	16 vs. Sacred Heart (2/13/10)	4.5	16 vs. Sacred Heart (2/13/10)
Rebounds	9 vs. Wagner (1/16/10)	3.2	9 vs. Wagner (1/16/10)
Assists	3 (on three occasions); Last vs. Quinnipiac (2/11/10)	1.0	3 (on three occasions); Last vs. Quinnipiac (2/11/10)
Blocks	4 (on two occasions); Last vs. St. Francis (PA) (1/7/10)	1.2	4 (on two occasions); Last vs. St. Francis (PA) (1/7/10)
Steals	4 vs. Central Conn (1/4/10)	1.1	4 vs. Central Conn (1/4/10)
Field Goals Made	7 vs. Sacred Heart (2/13/10)	48	7 vs. Sacred Heart (2/13/10)
Field Goals Attempted	9 (on two occasions); Last vs. Monmouth (2/18/10)	120	9 (on two occasions); Last vs. Monmouth (2/18/10)
3 Pt Field Goals Made	3 vs. Wagner (1/16/10)	16	3 vs. Wagner (1/16/10)
3 Pt Field Goals Attempted	6 vs. Monmouth (2/18/10)	50	6 vs. Monmouth (2/18/10)
Free Throws Made	3 (on two occasions); Last vs. St. Francis (PA) (1/7/10)	14	3 (on two occasions); Last vs. St. Francis (PA) (1/7/10)
Free Throws Attempted	5 vs. UPENN (12/31/09)	31	5 vs. UPENN (12/31/09)

Prior to SFC: Attended Keelin Seminarie Roeselare in Belgium...a 6'1 small forward, she has been a member of the Belgium National Team for the last three years. This summer they finished second in the U18 European Championships. Last season, her best performance in a game was 26 points and 10 rebounds.

#30 Vitalija Vasciunaite, Guard (will sit out 2009-2010 season due to NCAA Transfer Regulations)

2008-2009 (Sophomore @ University of Miami FL): Played in 14 games...Averaged 8.9 minutes a contest...Shot close to 40% from the field (21-of-53)...Scored a career high 18 points against Florida A & M (12/1/08)...Converted a career high seven field goals in that game...Logged a career-high 22 minutes against Norfolk State (11/14/08).

2007-2008 (Freshman @ University of Miami FL): Played in 15 games...Average 4.2 minutes a contest...Converted on both free throw attempts taken...Averaged 2.0 points per game.

Prior to St. Francis: The Miller School: As a senior at the Miller School, averaged 21 points per game, 5.0 rebounds and 3.0 assists per contest...Named to the Virginia Independent Schools Girls Basketball Association All-Tournament team, First Team All-State, and VISAA Division III Player of the Year...Was a McDonald's All-American nominee and earned First Team All-Central Virginia and First Team All-Blue Ridge Conference accolades.



www.SFCathletics.com





#20 Melissa Weithman, 5-8, Guard, Senior, Silver Spring, Maryland/Montgomery CC/Blake High School

Category	Season High	Season Average	Career High
Minutes	18 vs. Bryant (2/25/10)	6.9	27 vs. Manhattan (11/14/08)
Points	5 (on two occasions); Last vs. Bryant (2/25/10)	1.2	9 vs. Fairleigh Dickinson (2/14/09)
Rebounds	3 (on three occasions); Last vs. Bryant (2/25/10)	1.1	4 vs. Bryant (2/23/09)
Assists	1 (on two occasions); Last vs. Colgate (12/12/09)	0.1	2 (on two occasions); Last vs. Colgate (11/22/08)
Blocks	0	0	1 vs. Cornell (11/24/08)
Steals	1 (on four occasions); Last vs. Bryant (2/25/10)	0.1	2 vs. Monmouth (1/12/09)
Field Goals Made	2 (on two occasions); Last vs. Bryant (2/25/10)	7	3 vs. Fairleigh Dickinson (2/14/09)
Field Goals Attempted	6 vs. Bryant (2/25/10)	39	7 vs. Manhattan (11/14/08)
3 Pt Field Goals Made	1 (on three occasions); Last vs. Bryant (2/25/10)	3	3 vs. Fairleigh Dickinson (2/14/09)
3 Pt Field Goals Attempted	4 vs. Bryant (2/25/10)	27	4 (on five occasions); Last vs. Bryant (2/25/10)
Free Throws Made	2 (on three occasions); Last vs. St. Francis (PA) (1/28/10)	6	2 (on seven occasions); Last vs. St. Francis (PA) (1/28/10)
Free Throws Attempted	2 (on three occasions); Last vs. St. Francis (PA) (1/28/10)	7	2 (on seven occasions); Last vs. St. Francis (PA) (1/28/10)

2008-2009 (Junior): Played in 24 games...Started three contests...Scored a career-high nine points against Fairleigh Dickinson (2/14/09)...Averaged 2.2 points per game...Logged 9.6 minutes....Finished the 2008-09 campaign a perfect 8-of-8 (100%) from the free throw line.

Prior to St. Francis: At Montgomery Community College: Was selected as a First Team All-American after the 2007-08 season...Was also an All-Region and All-Conference First Team pick...Led the nation in scoring at 24.0 point per game...Ranked 21st in the nation in three-point field goal percentage (34.1 percent) and was 15th in free throw percentage (.800)...Also averaged 4.0 rebounds, 2.7 assists, and 3.0 steals per game...Scored 39 points against Nassau C.C. last season...Helped lead Montgomery to a sixth place finish in the nation....

High School: Starred at Blake High School for head coach Jeff Flach...Averaged 12.0 points and 4.0 rebounds per game.

#4 Ashley Wilcots, Forward (will sit out 2009-2010 season due to NCAA Transfer Regulations)

Prior to SFC: Attended Hofstra University in which she played two full seasons.

2008-2009: Played in 27 games, started in six contests...Average 12.3 minutes per game...Averaged 1.9 points per game and 1.2 rebounds a contest....Posted season-high of seven points on three occasions, seven rebounds against Manhattan and four blocks against James Madison University.

2007-2008: Played in 24 games, started in three contests...Averaged 13.9 minutes per contest...Averaged 2.2 points per game and 3.0 rebounds a contest...Led the team in block shots...Posted season-highs of eight points and seven rebounds against UNC Wilmington...Contributed six points and seven rebounds against Georgia State, blocked five shots against Florida State and averaged 2.4 points and 3.0 rebound in CAA (Colonial Athletic Association) play...2008, named as the team's Most Improved player.

High School: Graduated form Landstown High School and Technology Academy in Virginia Beach, VA in 2007...Helped lead team to District play for three consecutive years...During junior and senior seasons, averaged 8.8 points, 8.7 rebounds and 9.8 and 8.0 rebounds respectively...Named Team Captain for junior and senior year...Won team's Most Valuable Player in senior year and Second Team All-Beach District...Named to the All-Denbigh Tournament team, and a McDonald's All-America nominee as a senior...Lettered in basketball and track and field, qualified in the State in the High Jump as a junior and senior, and was a member of the 2006 State Championship team in Track and Field.



#3 Jacinda Williams, 5-6, Guard, Junior, Poughkeepsie, NY/New Hampshire/Our Lady of Lourdes High School

Category	Season High	Season Average	Career High
Minutes	40 (on four occasions); Last vs. Mount St. Mary's (1/14/10)	28.2	40 (on four occasions); Last vs. Mount St. Mary's (1/14/10)
Points	19 vs. Colgate (12/12/09)	6.3	19 vs. Colgate (12/12/09)
Rebounds	6 vs. Manhattan (11/13/09)	2.4	6 (on two occasions); Last vs. Manhattan (11/13/09)
Assists	7 (on two occasions); Last vs. Wagner (1/23/10)	2.3	7 (on two occasions); Last vs. Wagner (1/23/10)
Blocks	0	0	1 (on two occasions); Last vs. Stony Brook (2/6/08)*
Steals	4 vs. Wagner (1/23/10)	0.9	4 vs. Wagner (1/23/10)
Field Goals Made	7 vs. Colgate (12/12/09)	54	7 vs. Colgate (12/12/09)
Field Goals Attempted	17 vs. Central Conn (1/4/10)	232	17 vs. Central Conn (1/4/10)
3 Pt Field Goals Made	4 vs. Robert Morris (1/9/10)	25	4 vs. Robert Morris (1/9/10)
3 Pt Field Goals Attempted	9 vs. Robert Morris (1/9/10)	105	9 vs. Robert Morris (1/9/10)
Free Throws Made	8 vs. Bryant (2/25/10)	30	8 vs. Bryant (2/25/10)
Free Throws Attempted	10 vs. Bryant (2/25/10)	49	10 vs. Bryant (2/25/10)

2008-2009 (Sophomore): Sat out 2008-2009 season due to NCAA Transfer Regulations

***2007-2008 (Freshman @ New Hampshire):** Played in all 29 games and made 11 starts at point guard...Averaged 19.6 minutes per game...Contributed 4.0 points per game and distributed 48 assists...Enjoyed her best performance of the season in a win against Maine (14 points, 6 assists)...Was named the America East Player of the game against Maine and Binghamton...

High School: Attended Lourdes High School and racked up 572 career points...Was selected as the league MVP in 2007...Was named to the All-League and All-Section team all four years...During the 2005-06 campaign, she was named to the state All-Tournament Team and to the All-State Fifth Team after helping lead the Warriors to the state championship game...Was selected to the First Team All-State by the *Journal News* and the *Poughkeepsie Journal*...Also played for the N.Y. Gazelles' AAU program



www.SFCathletics.com





#32 Kayla Williams, 5-6, Guard, Humble, Texas/Iowa Western CC/Humble High School

Category	Season High	Season Average	Career High
Minutes	29 vs. Bryant (12/4/09)	10.4	29 vs. Bryant (12/4/09)
Points	11 vs. Army (11/30/09)	2.6	11 vs. Army (11/30/09)
Rebounds	3 (on two occasions); Last vs. Fairleigh Dickinson (2/20/10)	0.8	3 (on two occasions); Last vs. Fairleigh Dickinson (2/20/10)
Assists	2 vs. Troy (12/22/09)	0.4	2 vs. Troy (12/22/09)
Blocks	1 vs. Fairfield (11/25/09)	0.08	1 vs. Fairfield (11/25/09)
Steals	1 (on two occasions); Last vs. Long Island (2/4/10)	0.3	1 (on two occasions); Last vs. Long Island (2/4/10)
Field Goals Made	3 (on two occasions); Last vs. Iona (12/28/09)	19	3 (on two occasions); Last vs. Iona (12/28/09)
Field Goals Attempted	5 (on five occasions); Last vs. Troy (12/22/09)	61	5 (on five occasions); Last vs. Troy (12/22/09)
3 Pt Field Goals Made	3 vs. Army (11/30/09)	14	3 vs. Army (11/30/09)
3 Pt Field Goals Attempted	4 (on three occasions); Last vs. Army (11/30/09)	38	4 (on two occasions); Last vs. Army (11/30/09)
Free Throws Made	4 vs. Columbia (1/11/10)	12	4 vs. Columbia (1/11/10)
Free Throws Attempted	4 vs. Columbia (1/11/10)	13	4 vs. Columbia (1/11/10)

Prior to St. Francis: At Iowa Western Community College: Named to the 1st Team All-Region XI squad, while leading her team in scoring...Would go on to set the career record for the most three-point field goals made with 163 and the single season record for the most three-point field goals made with 85...

High School: At Humble, was named to the All-District Honorable Mention team in 2005....The following year, she vastly improved, making it to the Second Team All-District squad...In 2007, Williams would elevate her game to new proportions, as she captured the District's Most Valuable Player honors while also being named to the Texas Girls Coaches Association All-Star Team.





2009-2010 ST. FRANCIS COLLEGE TERRIERS

(by position and class standing)

CENTER (1)

Barbora Galandakova

GUARD (8)

Shannon Gantt

Jacinda Williams

Stefanie Bingham

Melissa Weithman

Tiara Dunson

Amber Lau

*Vitalija Vasciunaite

Kayla Williams

* Will sit out 2009-2010 season due to NCAA Transfer Regulations*

FORWARD (4)

*Ashley Wilcots

Kim Snauwaert

Autumn Lau

FRESHMEN (4)

Stefanie Bingham

Kim Snauwaert

Amber Lau

Autumn Lau

JUNIORS (7)

Shannon Gantt

Jacinda Williams

*Ashley Wilcots

Tiara Dunson

Kayla Williams

Barbora Galandakova

*Vitalija Vasciunaite

SENIORS (1)

Melissa Weithman

ST. FRANCIS (NY) LINE-UPS USED THIS SEASON

Kendra Williams-Autumn Lau-Jacinda Williams-Amber Lau-Tiara Dunson:

Record
0-7

Kendra Williams-Autumn Lau-Jacinda Williams-Stefanie Bingham-Tiara Dunson:

1-0

Kim Snauwaert-Autumn Lau-Shannon Gantt-Stefanie Bingham-Tiara Dunson:

1-11

Kim Snauwaert-Autumn Lau-Jacinda Williams-Stefanie Bingham-Tiara Dunson:

0-6

Kim Snauwaert-Autumn Lau-Shannon Gantt-Tiara Dunson-Amber Lau

0-2



www.SFCathletics.com





2009-10 The Terriers' Record When

At Home: 1-13
At a Neutral Site: 0-0
At an Away Venue: 1-13
In the afternoon: 2-9
At Night: 0-17

By Conference

Against the America East: 0-2
Against the Colonial Athletic Association (CAA): 0-1
Against the Ivy League: 0-2
Against the Metro Atlantic Athletic Conference (MAAC): 0-2
Against the Northeast Conference: 1-16
Against the Patriot League: 1-2
Against the Sun Belt: 0-1

By Days and Months

On Monday: 0-5
On Tuesday: 0-1
On Wednesday: 0-2
On Thursday: 0-9
On Friday: 0-2
On Saturday: 2-5
On Sunday: 0-2
In November: 0-5
In December: 1-5
In January: 0-10
In February: 1-6
In March: 0-0

By Score

Scoring in the 30s: 0-6
Scoring in the 40s: 0-10
Scoring in the 50s: 1-7
Scoring in the 60s: 1-3
Scoring in the 70s: 0-0
Scoring in the 80s: 0-0
Scoring in the 90s: 0-0
Scoring 100 points or more: 0-0
Opponents scoring in the 30s: 0-0
Opponents scoring in the 40s: 0-0
Opponents scoring in the 50s: 1-3
Opponents scoring in the 60s: 1-12
Opponents scoring in the 70s: 0-8
Opponents scoring in the 80s: 0-3
Opponents scoring in the 90s: 0-0

Opponents scoring 100 points or more: 0-0

Situational

Leading at the Half: 1-0
Trailing at the Half: 0-24
Tied at the Half: 1-2
Leading by 5 or fewer points at Halftime: 0-0
Leading by 6-10 points at Halftime: 1-0
Leading by 11 or more points at Halftime: 0-0
Trailing by 5 or fewer points at Halftime: 0-1
Trailing by 6-10 points at Halftime: 0-2
Trailing by 11 or more points at Halftime: 0-22
Games decided by 5 or fewer points: 2-1
Games decided by 6-10 points: 0-1
Games decided by 11 or more points: 0-24
Overtime Games: 0-0

Double-Doubles

Lau, Autumn
(Dec 31) @ UPENN (16 pt, 10 rebounds)
(Nov 23) @ UAlbany (15 pt, 16 rebounds)
(Nov 13) @ Manhattan (16 pt, 12 rebounds)

Williams, Kendra
(Dec. 12) @ Stony Brook (13 pt, 15 rebounds)
(Nov. 30) vs. Army (16 pt, 10 rebounds)

20-Point Games

Lau, Autumn
(Jan, 11, 2010) vs. Columbia (20)
(Jan, 9, 2010) vs. Robert Morris (28)
(Jan 7, 2010) vs. St. Francis (PA) (29)

30-Point Games

10+Assists

10+Rebounds

Lau, Autumn
(Feb 18) vs. Monmouth (10)
(Dec 31) @ UPENN (10)
(Nov 23) @ UAlbany (16)
(Nov 13) @ Manhattan (12)

Dunson, Tiara
(Dec. 4) @ Bryant (11)

Williams, Kendra
(Dec. 12) vs. Colgate (11)
(Dec. 6) @ Stony Brook (15)
(Nov. 30) vs. Army (10)



LAST TIME OUT: ST. FRANCIS 58, BRYANT 73



Official Basketball Box Score -- Game Totals -- Final Statistics
Bryant vs St. Francis NY
 2/25/10 5:00 PM at Brooklyn Heights, New York



Bryant 73 • 13-15; 10-7 NEC

##	Player		Total	3-Ptr	Rebounds											Min
			FG-FGA	FG-FGA	FT-FTA	Off	Def	Tot	PF	TP	A	TO	Blk	Stl		
21	DOUGLAS, Danielle	f	0 5	0 1	5 9	0	4	4	0	5	2	2	2	2	34	
22	O'KEEFE, Kelsey	f	8-14	3-6	3-4	0	5	5	0	22	2	2	2	1	32	
05	BENNETT, Siamone	g	6-11	0-0	7-9	6	1	7	3	19	0	3	1	1	23	
14	MRAZ, Kristin	g	1-5	1-3	2-4	0	5	5	2	5	8	1	0	1	36	
15	SOPER, Meredith	g	1-6	0-2	0-2	2	2	4	2	2	3	1	0	0	21	
02	COWEN, Lekia		0-3	0-3	0-0	0	0	0	2	0	0	0	0	0	3	
13	SCHERMERHORN, Cour		3-3	1-1	1-2	1	4	5	1	8	1	0	1	0	14	
23	STAHURA, Brittany		3-6	0-0	1-1	10	4	14	1	7	2	5	0	0	19	
24	HUDSPETH, Lindsey		2-6	1-5	0-0	1	1	2	3	5	0	1	0	0	11	
32	CAMPBELL, Jaime		0-1	0-0	0-0	1	0	1	0	0	0	1	0	0	7	
Team						3	4	7			1					
Totals			24 60	6 21	19 31	24	30	54	14	73	18	17	6	5	200	

FG % 1st Half: 10-30 33.3% 2nd half: 14-30 46.7% Game: 24-60 40.0%
 3FG % 1st Half: 3-13 23.1% 2nd half: 3-8 37.5% Game: 6-21 28.6%
 FT % 1st Half: 6-13 46.2% 2nd half: 13-18 72.2% Game: 19-31 61.3%

Deadball
 Rebounds
 4,1

St. Francis NY 58 • 2-26; 1-16 NEC

##	Player		Total	3-Ptr	Rebounds										Min
			FG-FGA	FG-FGA	FT-FTA	Off	Def	Tot	PF	TP	A	TO	Blk	Stl	
12	SNAUWAERT, Kim	f	3-6	2-4	0-0	1	1	2	4	8	1	0	1	1	30
42	LAU, Autumn	f	6-16	3-11	0-0	1	4	5	4	15	1	1	0	0	30
02	GANTT, Shannon	g	2-7	0-0	1-2	1	1	2	1	5	3	4	0	2	15
11	BINGHAM, Stefanie	g	1-3	0-0	0-0	2	2	4	3	2	0	2	0	0	13
21	DUNSON, Tiara	g	3-9	1-2	3-3	1	2	3	2	10	1	1	0	1	32
03	WILLIAMS, Jacinda		0-7	0-3	8-10	1	4	5	4	8	6	4	0	2	31
20	WEITHMAN, Melissa		2-6	1-4	0-0	0	3	3	3	5	0	2	0	1	18
24	LAU, Amber		1-6	0-3	3-4	2	1	3	2	5	2	0	0	0	28
32	WILLIAMS, Kayla		0-1	0-1	0-0	0	0	0	0	0	0	0	0	0	1
50	GALANDAKOVA, Bara		0 0	0 0	0 0	0	0	0	1	0	0	1	1	0	2
Team						5	2	7							
Totals			18-61	7-28	15-19	14	20	34	24	58	14	15	2	7	200

FG % 1st Half: 7-32 21.9% 2nd half: 11-29 37.9% Game: 18-61 29.5%
 3FG % 1st Half: 2-14 14.3% 2nd half: 5-14 35.7% Game: 7-28 25.0%
 FT % 1st Half: 8-9 88.9% 2nd half: 7-10 70.0% Game: 15-19 78.9%

Deadball
 Rebounds
 2

Officials: Joe Barrise, Anthony Price, Theresa Crowley
 Technical fouls: Bryant-None. St. Francis NY-None.
 Attendance: 103

Score by periods	1st	2nd	Total
Bryant	29	44	73
St. Francis NY	24	34	58

	In	Off	2nd	Fast	
Points	Paint	T/O	Chance	Break	Bench
BRY	32	16	13	0	20
SFNYW	16	16	11	0	18

Last FG - BRY 2nd-02:55, SFNYW 2nd-01:15.
 Largest lead - BRY by 19 2nd-06:57, SFNYW by 2 1st-03:40.

Score tied - 1 time.
 Lead changed - 2 times.



1/4/10 CCSU 69, ST. FRANCIS 51



Official Basketball Box Score -- Game Totals -- Final Statistics
St. Francis (NY) vs Central Connecticut
 01/04/10 7:00 PM at New Britain, CT - Detrick Gymnasium



St. Francis (NY) 51 • 1-11, 0-2

#	Player	Total			3-Ptr			Rebounds			PF	TP	A	TO	Blk	Stl	Min
		FG-FGA	FG-FGA	FT-FTA	FG-FGA	FG-FGA	FT-FTA	Off	Def	Tot							
02	GANTT, Shannon	* 7-12	0-0	0-0	3	0	3	1	14		1	14	1	0	0	0	18
11	BINGHAM, Stefanie	* 3-7	1-3	2-2	0	5	5	2	9		2	9	3	2	1	1	34
12	SNAUWAERT, Kim	* 0-2	0-1	0-0	0	1	1	4	0		4	0	0	2	0	4	18
21	DUNSON, Tiara	* 2-9	1-3	0-2	2	6	8	2	5		2	5	4	2	0	0	34
42	LAU, Autumn	* 3-16	2-9	1-2	2	4	6	4	9		4	9	0	2	0	1	40
03	WILLIAMS, Jacinda	6-17	2-6	0-0	1	2	3	3	14		3	14	1	2	0	1	29
20	WEITHMAN, Melissa	0-0	0-0	0-0	0	0	0	0	0		0	0	0	0	0	0	0+
24	LAU, Amber	0-2	0-0	0-0	0	0	0	0	0		0	0	0	0	0	0	9
50	GALANDAKOVA, Bara	0-1	0-0	0-0	0	0	0	0	0		0	0	0	1	0	1	18
Team					3	3	6										
Totals		21-66	6-22	3-6	11	21	32	16	51		9	11	1	8			200

FG % 1st Half: 9-32 28.1% 2nd half: 12-34 35.3% Game: 21-66 31.8%
 3FG % 1st Half: 2-11 18.2% 2nd half: 4-11 36.4% Game: 6-22 27.3%
 FT % 1st Half: 1-2 50.0% 2nd half: 2-4 50.0% Game: 3-6 50.0%

Deadball
Rebounds
2

Central Connecticut 69 • 4-8, 1-1

#	Player	Total			3-Ptr			Rebounds			PF	TP	A	TO	Blk	Stl	Min
		FG-FGA	FG-FGA	FT-FTA	FG-FGA	FG-FGA	FT-FTA	Off	Def	Tot							
10	DOWDY, Alexzandria	* 3-5	0-2	2-3	1	2	3	3	8		3	8	2	2	0	0	12
15	WADE, P.J.	* 3-6	1-1	1-2	1	4	5	1	8		1	8	3	1	0	0	33
23	DAAMEN, Kirsten	* 4-5	0-0	2-2	1	0	1	1	10		1	10	0	0	1	0	15
32	DUGAN, Kerrienne	* 4-11	1-1	4-5	2	9	11	0	13		0	13	4	3	1	0	37
33	CROCKETT, Leanne	* 1-10	0-6	0-0	5	3	8	1	2		1	2	3	4	3	1	33
12	CHANDLER, Rachel	0-2	0-1	0-0	0	1	1	0	0		0	0	1	0	0	0	7
14	BAILEY, Brooke	4-8	0-1	3-4	1	2	3	1	11		1	11	2	2	0	0	26
22	ROSE, Emily	1-4	1-4	0-0	0	2	2	2	3		2	3	0	0	0	1	12
35	UDENZE, Justina	5-9	0-0	4-4	4	9	13	1	14		1	14	2	6	0	0	25
Team					2	3	5										
Totals		25-60	3-16	16-20	17	35	52	10	69		17	18	5	2			200

FG % 1st Half: 14-33 42.4% 2nd half: 11-27 40.7% Game: 25-60 41.7%
 3FG % 1st Half: 2-11 18.2% 2nd half: 1-5 20.0% Game: 3-16 18.8%
 FT % 1st Half: 7-7 100.0 2nd half: 9-13 69.2% Game: 16-20 80.0%

Deadball
Rebounds
1

Officials: Duane Mack, Colleen O'Connor, Henry Letendre
 Technical fouls: St. Francis (NY)-None. Central Connecticut-None.
 Attendance: 442

Score by periods	1st	2nd	Total
St. Francis (NY)	21	30	51
Central Connecticut	37	32	69

	In	Off	2nd	Fast	Bench
Points	Paint	T/O	Chance	Break	
SFNYW	16	13	7	6	14
CCSU	40	8	9	10	28

Last FG - SFNYW 2nd-03:17, CCSU 2nd-00:49.
 Largest lead - SFNYW by 2 1st-13:41, CCSU by 21 2nd-17:54.

Score tied - 8 times.
 Lead changed - 2 times.



SFNY Women's Basketball 2009-10
St. Francis NY Combined Team Statistics (as of Feb 26, 2010)
All games



RECORD:	OVERALL	HOME	AWAY	NEUTRAL
ALL GAMES	2-26	1-13	1-13	0-0
CONFERENCE	1-16	0-8	1-8	0-0
NON-CONFERENCE	1-10	1-5	0-5	0-0

#	Player	gp-gs	min	avg	Total		3Point		F-Throw		Rebounds				pf	dq	a	to	blk	stl	pts	avg
					fg-fga	fg%	3fg-fga	3fg%	ft-fa	ft%	off	def	tot	avg								
42	LAU, Autumn	28-28	977	34.9	119-337	.353	74-208	.356	46-66	.697	45	131	176	6.3	98	5	18	91	18	18	358	12.8
23	WILLIAMS, Kandra	8-8	262	32.8	32-70	.457	0-0	.000	15-23	.652	22	41	63	7.9	23	0	4	21	4	8	79	9.9
03	WILLIAMS, Jacinda	26-14	734	28.2	54-232	.233	25-105	.238	30-49	.612	16	46	62	2.4	60	1	60	100	0	25	163	6.3
21	DUNSON, Tiara	28-28	803	28.7	46-147	.313	8-25	.320	57-97	.588	41	68	109	3.9	74	2	88	104	5	28	157	5.6
02	GANTT, Shamon	28-14	440	15.7	60-168	.357	4-17	.235	15-26	.577	25	16	41	1.5	41	2	20	51	2	27	139	5.0
11	BINGHAM, Stefanie	28-19	605	21.6	56-148	.378	6-25	.240	19-29	.655	30	66	96	3.4	64	2	34	64	4	26	137	4.9
12	SNAUWAERT, Kim	28-20	670	23.9	48-120	.400	16-50	.320	14-31	.452	27	63	90	3.2	89	5	28	49	34	32	126	4.5
24	LAU, Amber	28-9	501	17.9	32-105	.305	13-60	.217	17-21	.810	24	43	67	2.4	51	1	13	34	6	18	94	3.4
32	WILLIAMS, Kayla	25-0	261	10.4	19-61	.311	14-38	.368	12-13	.923	11	10	21	0.8	12	0	10	15	2	8	64	2.6
20	WEITHMAN, Melissa	20-0	138	6.9	7-39	.179	3-27	.111	6-7	.857	7	14	21	1.1	17	0	2	14	0	4	23	1.2
50	GALANDAKOVA, Bara	27-0	210	7.8	5-23	.217	0-1	.000	2-9	.222	8	30	38	1.4	21	0	0	13	15	1	12	0.4
Team											59	79	138					15				
Total.....		20	5601		478-1450	.330	163-556	.293	233-371	.620	315	607	922	32.9	550	10	277	571	90	195	1352	40.3
Opponents.....		28	5600		685-1643	.417	154-450	.342	374-616	.607	491	738	1229	43.9	426	-	468	451	52	255	1898	67.8

TEAM STATISTICS	SFNYW	OPP	Date	Opponent	Score	Att.
SCORING	1352	1898	11/13/09	at Manhattan	L 34-71	328
Points per game	48.3	67.8	11/18/09	HOFSTRA	L 63-88	287
Scoring margin	-19.5	-	11/23/09	at ALBANY	L 49-70	352
FIELD GOALS-ATT	478-1450	685-1643	11/25/09	FAIRFIELD	L 46-62	126
Field goal pct	.330	.417	11/30/09	ARMY	L 56-60	123
3 POINT FG-ATT	163-556	154-450	* 12/4/09	at Bryant	L 41-55	292
3-point FG pct	.293	.342	12/06/09	at Stony Brook	L 40-71	393
3-pt FG made per game	5.8	5.5	12/12/09	COLGATE	w 59-54	413
FREE THROWS-ATT	233-371	374-616	12/22/09	TROY	L 41-54	110
Free throw pct	.628	.607	12/28/09	at Iona College	L 51-85	0
F-Throws made per game	8.3	13.4	12/31/09	at Penn	L 48-52	453
REBOUNDS	922	1229	* 01/04/10	at Central Connecticut	L 51-69	442
Rebounds per game	32.9	43.9	* 1/7/10	SAINT FRANCIS (PA)	L 43-64	103
Rebounding margin	-11.0	-	* 1/9/10	ROBERT MORRIS	L 60-87	212
ASSISTS	277	468	1/11/10	COLUMBIA	L 56-68	123
Assists per game	9.9	16.7	* 01/14/10	at Mount St. Mary's	L 47-60	289
TURNOVERS	571	451	* 01/16/10	at WAGNER	L 49-65	521
Turnovers per game	20.4	16.1	* 1/21/10	MOUNT ST. MARY'S	L 33-61	111
Turnover margin	-4.3	-	* 1/23/10	WAGNER	L 64-78	347
Assist/turnover ratio	0.5	1.0	* 01/28/10	at Saint Francis	L 38-73	319
STEALS	195	255	* 01/30/10	at Robert Morris	L 36-72	372
Steals per game	7.0	9.1	* 2/4/10	LONG ISLAND	L 39-66	244
BLOCKS	90	52	* 02/07/10	at Long Island	L 57-67	647
Blocks per game	3.2	1.9	* 02/11/10	at Quinnipiac	L 55-72	302
ATTENDANCE	3001	5487	* 02/13/10	at Sacred Heart	w 64-63	777
Home games-Avg/Game	14-214	14-392	* 2/18/10	MONMOUTH	L 30-65	132
Neutral site-Avg/Game	-	0-0	* 2/20/10	FAIRLEIGH DICKINSON	L 44-65	567
			* 2/25/10	BRYANT	L 58-73	103
			* 2/27/10	CENTRAL CONNECTICUT	2:00 PM	
Score by Periods	1st	2nd	Totals			
St. Francis NY	604	748	1352			
Opponents	990	908	1898			

* = Conference game



SFNY Women's Basketball 2009-10
St. Francis NY Team Game-by-Game (as of Feb 26, 2010)
All games



TEAM STATISTICS

Opponent	Date	Score		Total		3-Pointers		Free throws		Rebounds				pf	a	t/o	blk	stl	pts	avg
				fg-fga	pct	3fg-fga	pct	ft-fa	pct	off	def	tot	avg							
at Manhattan	11/13/09	34-71	L	12-49	.245	2-21	.095	8-14	.571	19	25	44	44.0	16	3	35	6	6	34	34.0
HOFSTRA	11/18/09	63-88	L	20-48	.417	6-16	.375	17-29	.586	9	20	29	36.5	31	11	26	3	7	63	48.5
at ALBANY	11/23/09	49-70	L	17-45	.378	3-17	.176	12-20	.600	10	30	40	37.7	21	7	27	2	6	49	48.7
FAIRFIELD	11/25/09	46-62	L	19-56	.339	4-21	.190	4-8	.500	9	23	32	36.2	16	10	10	2	4	46	48.0
ARMY	11/30/09	56-68	L	21-51	.412	8-13	.615	6-9	.667	14	21	35	36.0	22	10	18	4	5	56	49.6
at Bryant	12/4/09	41-55	L	14-55	.255	7-25	.280	6-6	1.000	12	26	38	36.3	21	7	21	2	7	41	48.2
at Stony Brook	12/06/09	40-71	L	13-59	.220	3-18	.167	11-21	.524	20	21	41	37.0	22	6	22	1	4	40	47.0
COLGATE	12/12/09	59-54	W	21-52	.404	7-19	.368	10-18	.556	9	27	36	36.9	12	13	14	4	4	59	48.5
TROY	12/22/09	41-54	L	17-51	.333	4-15	.267	3-6	.500	11	26	37	36.9	19	10	23	2	6	41	47.7
at Iona College	12/28/09	51-85	L	20-44	.455	6-13	.462	5-17	.294	10	23	33	36.5	18	10	23	3	5	51	48.0
at Penn	12/31/09	48-52	L	18-63	.286	5-18	.278	7-10	.700	19	29	48	37.5	20	11	13	5	6	48	48.0
at Central Connecticut	01/04/10	51-69	L	21-66	.318	6-22	.273	3-6	.500	11	21	32	37.1	16	9	11	1	8	51	48.2
SAINT FRANCIS (PA)	1/7/10	43-64	L	13-41	.317	10-19	.526	7-14	.500	7	21	28	36.4	16	11	24	6	4	43	47.8
ROBERT MORRIS	1/9/10	60-87	L	17-55	.309	10-32	.313	16-19	.842	16	16	32	36.1	13	12	24	3	5	60	48.7
COLUMBIA	1/11/10	56-68	L	18-48	.375	7-21	.333	13-17	.765	9	16	25	35.3	23	11	18	2	11	56	49.2
at Mount St. Mary's	01/14/10	47-60	L	19-50	.380	6-15	.400	3-5	.600	10	18	28	34.9	16	9	20	3	6	47	49.1
at WAGNER	01/16/10	49-65	L	14-47	.298	8-19	.421	13-15	.867	10	21	31	34.6	14	10	29	5	15	49	49.1
MOUNT ST. MARY'S	1/21/10	33-61	L	11-45	.244	4-16	.250	7-12	.583	10	13	23	34.0	13	8	18	5	9	33	48.2
WAGNER	1/23/10	64-78	L	22-57	.386	8-26	.308	12-18	.667	14	22	36	34.1	26	16	23	1	13	64	49.0
at Saint Francis	01/28/10	38-73	L	13-41	.317	3-15	.200	9-14	.643	9	25	34	34.1	28	8	30	3	7	38	48.5
at Robert Morris	01/30/10	36-72	L	14-52	.269	4-24	.167	4-7	.571	7	21	28	33.8	18	7	18	2	6	36	47.9
LONG ISLAND	2/4/10	39-66	L	14-47	.298	5-23	.217	6-8	.750	8	22	30	33.6	29	10	20	2	6	39	47.5
at Long Island	02/07/10	57-67	L	20-62	.323	6-17	.353	11-19	.579	16	21	37	33.8	23	14	17	6	10	57	47.9
at Quinnipiac	02/11/10	55-72	L	19-50	.380	9-35	.257	8-11	.727	4	19	23	33.3	19	14	19	4	10	55	48.2
at Sacred Heart	02/13/10	64-63	W	26-49	.531	6-14	.429	6-9	.667	7	23	30	33.2	23	11	20	5	7	64	48.8
MONMOUTH	2/18/10	30-65	L	13-55	.236	2-13	.154	2-6	.333	9	19	28	33.0	17	4	15	4	4	30	48.1
FAIRLEIGH DICKINSON	2/20/10	44-65	L	14-51	.275	7-21	.333	9-14	.643	12	18	30	32.9	14	11	18	2	7	44	47.9
BRYANT	2/25/10	58-73	L	18-61	.295	7-28	.250	15-19	.789	14	20	34	32.9	24	14	15	2	7	58	48.3
St. Francis NY		1352		478-1450	.330	163-556	.293	233-371	.628	315	607	922	32.9	550	277	571	90	195	1352	48.3
Opponents:		1898		685-1643	.417	154-450	.342	374-616	.607	491	738	1229	43.9	426	468	451	52	255	1898	67.8

Games played: 28
Points/game: 48.3
FG Pct: 33.0
3FG Pct: 29.3
FT Pct: 62.8

Rebounds/game: 32.9
Assists/game: 9.9
Turnovers/game: 20.4
Assist/turnover ratio: 0.5
Steals/game: 7.0
Blocks/game: 3.2



SFNY Women's Basketball 2009-10
St. Francis NY Overall/Conference Statistics (as of Feb 26, 2010)
All games



SUMMARY	Overall Statistics											Conference Statistics										
	gp-gs	min/g	fg%	3fg%	ft%	r/g	a/g	stl	blk	pts/g		gp-gs	min/g	fg%	3fg%	ft%	r/g	a/g	stl	blk	pts/g	
LAU, Autumn	28-28	34.9	.353	.356	.697	6.3	0.6	18	18	12.8		17-17	35.1	.341	.359	.707	6.2	0.6	12	10	12.8	
WILLIAMS, Kendra	8-8	32.8	.457	.000	.652	7.9	0.5	8	4	9.9		1-1	31.0	.222	.000	1.000	2.0	1.0	0	0	6.0	
WILLIAMS, Jacinda	26-14	28.2	.233	.238	.612	2.4	2.3	25	0	6.3		17-6	26.4	.216	.209	.731	2.3	2.5	19	0	5.5	
DUNSON, Tiara	28-28	28.7	.313	.320	.588	3.9	3.1	28	5	5.6		17-17	26.8	.275	.353	.611	3.9	3.1	16	2	4.9	
GANTT, Shannon	28-14	15.7	.357	.235	.577	1.5	0.7	27	2	5.0		17-11	17.8	.361	.250	.625	1.8	0.9	22	1	5.9	
BINGHAM, Stefanie	28-19	21.6	.378	.240	.655	3.4	1.2	26	4	4.9		17-14	24.4	.372	.278	.786	3.3	1.4	18	3	5.1	
SNAUWAERT, Kim	28-20	23.9	.400	.320	.452	3.2	1.0	32	34	4.5		17-16	28.6	.411	.341	.455	3.5	1.2	24	25	5.8	
LAU, Amber	28-9	17.9	.305	.217	.810	2.4	0.5	18	6	3.4		17-3	17.9	.328	.256	.857	2.1	0.4	11	4	3.9	
WILLIAMS, Kayla	25-0	10.4	.311	.368	.923	0.8	0.4	8	2	2.6		15-0	10.1	.286	.316	1.000	0.7	0.3	6	1	2.0	
WEITHMAN, Melissa	20-0	6.9	.179	.111	.857	1.1	0.1	4	0	1.2		11-0	7.2	.200	.158	1.000	1.0	0.0	2	0	1.7	
GALANDAKOVA, Bara	27-0	7.8	.217	.000	.222	1.4	0.0	1	15	0.4		16-0	8.3	.267	.000	.333	1.4	0.0	1	10	0.6	
Totals	28		.330	.293	.628	32.9	9.9	195	90	48.3		17		.319	.297	.678	30.7	10.3	131	56	47.6	
Opponent	28		.417	.342	.607	43.9	16.7	255	52	67.8		17		.430	.348	.616	44.3	17.6	156	35	67.9	

SCORING	Overall Statistics									Conference Statistics								
	fg-fga	fg%	3fg-fga	3fg%	ft-fa	ft%	pts	pts/g		fg-fga	fg%	3fg-fga	3fg%	ft-fa	ft%	pts	pts/g	
LAU, Autumn	119-337	.353	74-208	.356	46-66	.697	358	12.8		71-208	.341	47-131	.359	29-41	.707	218	12.8	
WILLIAMS, Kendra	32-70	.457	0-0	.000	15-23	.652	79	9.9		2-9	.222	0-0	.000	2-2	1.000	6	6.0	
WILLIAMS, Jacinda	54-232	.233	25-105	.238	30-49	.612	163	6.3		30-139	.216	14-67	.209	19-26	.731	93	5.5	
DUNSON, Tiara	46-147	.313	8-25	.320	57-97	.588	157	5.6		22-80	.275	6-17	.353	33-54	.611	83	4.9	
GANTT, Shannon	60-168	.357	4-17	.235	15-26	.577	139	5.0		44-122	.361	3-12	.250	10-16	.625	101	5.9	
BINGHAM, Stefanie	56-148	.378	6-25	.240	19-29	.655	137	4.9		35-94	.372	5-18	.278	11-14	.786	86	5.1	
SNAUWAERT, Kim	48-120	.400	16-50	.320	14-31	.452	126	4.5		37-90	.411	14-41	.341	10-22	.455	98	5.8	
LAU, Amber	32-105	.305	13-60	.217	17-21	.810	94	3.4		22-67	.328	10-39	.256	12-14	.857	66	3.9	
WILLIAMS, Kayla	19-61	.311	14-38	.368	12-13	.923	64	2.6		10-35	.286	6-19	.316	4-4	1.000	30	2.0	
WEITHMAN, Melissa	7-39	.179	3-27	.111	6-7	.857	23	1.2		5-25	.200	3-19	.158	6-6	1.000	19	1.7	
GALANDAKOVA, Bara	5-23	.217	0-1	.000	2-9	.222	12	0.4		4-15	.267	0-1	.000	1-3	.333	9	0.6	
Totals	478-1450	.330	163-556	.293	233-371	.628	1352	48.3		282-884	.319	108-364	.297	137-202	.678	809	47.6	
Opponent	685-1643	.417	154-450	.342	374-616	.607	1898	67.8		413-961	.430	96-276	.348	233-378	.616	1155	67.9	

TOTALS	Overall Statistics										Conference Statistics									
	o-reb	d-reb	total	pf	fo	a	to	a/to	hi	pts	o-reb	d-reb	total	pf	fo	a	to	a/to	hi	pts
LAU, Autumn	45	131	176	98	5	18	91	0.2	29		22	84	106	61	4	10	49	0.2	29	
WILLIAMS, Kendra	22	41	63	23	0	4	21	0.2	16		1	1	2	3	0	1	2	0.5	6	
WILLIAMS, Jacinda	16	46	62	60	1	60	100	0.6	19		12	27	39	37	1	42	62	0.7	16	
DUNSON, Tiara	41	68	109	74	2	88	104	0.8	14		22	44	66	43	1	52	57	0.9	10	
GANTT, Shannon	25	16	41	41	2	20	51	0.4	14		22	8	30	30	2	15	35	0.4	14	
BINGHAM, Stefanie	30	66	96	64	2	34	64	0.5	14		20	36	56	37	1	23	39	0.6	11	
SNAUWAERT, Kim	27	63	90	89	5	28	49	0.6	16		21	39	60	60	2	21	40	0.5	16	
LAU, Amber	24	43	67	51	1	13	34	0.4	12		14	21	35	29	0	6	21	0.3	12	
WILLIAMS, Kayla	11	10	21	12	0	10	15	0.7	11		5	5	10	7	0	5	7	0.7	8	
WEITHMAN, Melissa	7	14	21	17	0	2	14	0.1	5		3	8	11	8	0	0	10	0.0	5	
GALANDAKOVA, Bara	8	30	38	21	0	0	13	0.0	2		3	20	23	15	0	0	10	0.0	2	
Totals	315	607	922	550	18	277	571	0.5	64		176	346	522	330	11	175	342	0.5	64	
Opponent	491	738	1229	426	-	468	451	1.0	88		286	467	753	242	-	299	297	1.0	87	

