

# SOUTHEASTERN

Matt Thomas, Director of Sports Information

Oph: (580) 745-2646 - CPh: (918) 534-6266 - FAX: (580) 745-7492

E-mail: mthomas@se.edu - Web site: www.GoSoutheastern.com

## SOUTHEASTERN



### Game Capsule

Date: ..... Saturday, Nov. 14  
 Time: ..... 2:00 p.m.  
 Location: ..... Durant, Okla.  
 Stadium: ..... Paul Laird Field  
 Surface: ..... Artificial  
 Capacity: ..... 4,500  
 Series: ..... Tied, 46-46-6  
 Streak: ..... SE, 1  
 Last Meeting: ..... SE, 18-15 (2014)  
 Radio: ..... SE Sports Network  
 Web Streaming: GoSoutheastern/SESportsNet

## EAST CENTRAL



5-5 | 5-5 GAC

NR/NR

**Last time out...** The Southeastern defense forced six turnovers and held Arkansas-Monticello to just 97 yards of total offense and was rewarded with its second shutout of the season, topping the Boll Weevils 37-0 in wet conditions in Monticello, Ark.

#### 2015 SE Leaders

Rushing Yds ..... Ronnie Green, 695 yds  
 Rushing Carries ..... Ronnie Green, 147  
 Rushing TDs ..... Ronnie Green, 9  
 Passing Yds ..... Ryan Polite, 2,638 yds  
 Comp./Att ..... Ryan Polite, 232-of-384  
 Passing TDs ..... Ryan Polite, 18  
 Receiving Yds ..... Franky Okafor, 758 yds  
 Receptions ..... Kaymon Farmer, 58  
 Receiving TDs ..... Franky Okafor, 7  
 Tackles ..... Kevin Jones, 64  
 Sacks ..... Stone Taufahema, 3.5  
 Interceptions ..... Raheem Wilson, 5  
 Fumble Recoveries... Nicholas Sierra & Trent Hannah, 2  
 Punting Avg. .... Joel Carlos, 38.9 ypp  
 Field Goals ..... Joel Carlos, 5-of-8  
 KO Return Avg. .... Chance Grayson, 24.2 ypr  
 Punt Return Avg. .... Asanti McCrae, 8.3 ypr

### GREAT AMERICAN CLASSIC

#### Team Comparison

	SE	ECU
Scoring Off./GM	33.0	32.9
Scoring Def./GM	26.3	28.1
First Downs/GM	24.1	22.3
Rushing Yds/GM	163.9	133.3
Rushing Def./GM	179.3	179.4
Passing Yds/GM	266.6	313.2
Passing Def./GM	150.1	248.4
Total Off./GM	430.5	446.5
Total Def./GM	329.4	427.8
INT thrown/INT by	10/13	15/17
Sacks by/Allowed	19/15	19/15
3rd Dn Eff. Off./Def.	41.5/32.0	47.0/44.0
Red Zone Off./Def.	76.4/71.1	81.0/76.0
KO Return Avg.	20.2	21.3
Punt Return Avg.	8.3	8.8
Fumb. Lost/Gained	11/15	8/11
Tot. Pen./Pen. YPG	92/81.0	108/99.6
Field Goals	8-11	9-13

6-4 | 6-4 GAC

NR/NR

**Last time out...** The East Central football team mounted a comeback in the second half, but ended up falling to Southern Arkansas, 26-35, in road Great American Conference action.

#### 2015 ECU Leaders

Rushing Yds ..... Jamal Hall, 531 yds  
 Rushing Carries ..... Jamal Hall, 123  
 Rushing TDs ..... Jamal Hall, 5  
 Passing Yds ..... Rocky Moore, 3,069 yds  
 Comp./Att ..... Rocky Moore, 211-of-372  
 Passing TDs ..... Rocky Moore, 32  
 Receiving Yds ..... David Moore, 974  
 Receptions ..... David Moore, 49  
 Receiving TDs ..... David Moore, 12  
 Tackles ..... Jameel Whitney, 101  
 Sacks ..... Karmah Yates, 6.0  
 Interceptions ..... Six tied at, 2  
 Fumble Recoveries.. Karmah Yates & Joshua Morgan, 1  
 Punting Avg. .... Spencer Bond, 37.1 ypp  
 FG Made/Att. .... David Massuere, 8-12  
 KO Return Avg. .... Brad Davis, 22.5 ypr  
 Punt Return Avg. .... Randall Case, 11.7 ypr



#### Affiliates

Durant, Okla. .... 96.1 KZRC\*  
 Ardmore, Okla. .... 97.7 KICM  
 Atoka, Okla. .... 102.1 KHKC  
 Atoka, Okla. .... 107.5 KZIG  
 Valliant, Okla. .... 94.7 KYHD  
 Rattan, Okla. .... 99.5 KZDV  
 \* - Flagship

Jay Lindly ..... play-by-play  
 Joey McWilliams ..... analyst  
 Ed Meacham ..... sideline reporter  
 Bob Sullins ..... video producer

### Last Week's Top Performers


#### Offense



Ronnie Green Jr., RB

18 carries  
 103 yards  
 5.7 ypc  
 1 TDs  
  
 3 rec.  
 39 yards  
 1 TD

#### Defense



Kent London Sr., S

4 tackles  
  
 2 INT

#### Special Teams



Nick Sioson Sr., TE/P

3 punts  
 31.7 ypp  
  
 23 yd pass  
 on 4th down  
 conversion

# 2015 SCHEDULE

5-5 OVERALL | 5-5 GAC | 3-2 HOME | 2-3 AWAY | 0-0 NEUTRAL



**Thursday, Sept. 3 (Home)**  
Henderson State (Ark.) \*  
Reddies  
**6:00 pm**

- Series: HSU, 19-7
- Streak: HSU, 6
- Last Meeting: HSU, 23-16 (2015)

**Saturday, Oct. 17 (Home)**  
Harding \*  
Bisons  
**2:00 pm**

- Series: HU, 20-7
- Streak: HU, 5
- Last Meeting: HU, 63-60 (4OT) (2015)



**Saturday, Sept. 12 (Away)**  
#11 Ouachita Baptist (Ark.) \*  
Tigers  
**7:00 pm**

- Series: OBU, 32-16-4
- Streak: OBU, 6
- Last Meeting: OBU, 42-40 (2015)

**Saturday, Oct. 24 (Away)**  
Arkansas Tech \*  
Wonder Boys  
**2:00 pm**

- Series: ATU, 12-4-1
- Streak: ATU, 1
- Last Meeting: ATU, 57-37 (2015)




**Saturday, Sept. 19 (Home)**  
Oklahoma Baptist \*  
Bison  
**6:00 pm**

- Series: OBU, 13-5-2
- Streak: SE, 1
- Last Meeting: SE, 40-27 (2015)

**Saturday, Oct. 31 (Home)**  
Southern Arkansas \*  
Muleriders  
**2:00 pm**

- Series: SAU, 20-17-3
- Streak: SE, 1
- Last Meeting: SE, 35-13 (2015)



**Saturday, Sept. 26 (Away)**  
Southern Nazarene (Okla.) \*  
Crimson Storm  
**6:00 pm**

- Series: SE, 3-0
- Streak: SE, 3
- Last Meeting: SE, 41-7 (2015)

**Saturday, Nov. 7 (Away)**  
Arkansas-Monticello \*  
Weevils  
**2:00 pm**

- Series: Tied, 3-3
- Streak: SE, 2
- Last Meeting: SE, 37-0 (2015)



**Saturday, Oct. 3 (Home) (HC)**  
Southwestern Oklahoma State  
Bulldogs  
**2:00 pm**

- Series: SE, 45-36-3
- Streak: SE, 2
- Last Meeting: SE, 8-0 (2015)

**Saturday, Nov. 15 (Home)**  
East Central (Okla.) \*  
Tigers  
**2:00 pm**

- Series: Tied, 46-46-6
- Streak: SE, 1
- Last Meeting: SE, 18-15 (2014)



**Saturday, Oct. 10 (Away)**  
Northwestern Oklahoma State \*  
Rangers  
**3:00 pm**

- Series: SE, 43-30-1
- Streak: NWOSU, 1
- Last Meeting: NWOSU, 31-16 (2015)



- \* = GAC Contest
- HC = Homecoming

# The Universities

## Southeastern Oklahoma State

### Quick Facts

Location: ..... Durant, Okla.  
 Founded: ..... 1909  
 Enrollment ..... 4,000  
 Nickname: ..... Savage Storm  
 Colors: ..... Blue and Gold  
 Conference: ..... Great American  
 Stadium: ..... Paul Laird Field  
 Capacity: ..... 4,500  
 Coach: ..... Bo Atterberry  
 SE Record (yrs): ..... 12-10 (2nd yr)  
 Program Record: ..... 469-474-44 (102nd yr)  
 Postseason Appearances: ..... 5  
 Last Postseason Appearance: ..... 2014  
 Lettermen Ret./Lost ..... 42/18  
 2014 Record: ..... 7-5  
 2014 Conference Record: ..... 6-4  
 2014 Conference Finish: ..... t4th

### 2015 Schedule/Results

Date/Opp.	Time/Res.	Ovr. Rec.	Conf. Rec.
9/3 vs. HSU	L, 23-16	0-1	0-1
9/12 at OBU	L, 42-40	0-2	0-2
9/19 vs. OKBU	W, 40-27	1-2	1-2
9/26 at SNU	W, 41-7	2-2	2-2
10/3 vs. SWOSU	W, 8-0	3-2	3-2
10/10 at NWOSU	L, 31-16	3-3	3-3
10/17 vs. HU	L, 63-60 (4OT)	3-4	3-4
10/24 at ATU	L, 57-37	3-5	3-5
10/31 vs. SAU	W, 35-13	4-5	4-5
11/7 at UAM	W, 37-0	5-5	5-5
11/14 vs ECU	2 pm		



## East Central

### Quick Facts

Location: ..... Ada, Okla.  
 Founded: ..... 1909  
 Enrollment ..... 4,800  
 Nickname: ..... Tigers  
 Colors: ..... Orange and Black  
 Conference: ..... Great American  
 Stadium: ..... Norris Field/Koi Ishto Stadium  
 Capacity: ..... 5,000  
 Head Coach: ..... Tim McCarty  
 ECU Record (yrs): ..... 45-50 (9th yr)  
 Program Record: .....  
 Postseason Appearances: .....  
 Last Postseason Appearance: ..... 2014  
 2014 Record: ..... 6-5  
 2014 Conference Record: ..... 6-4  
 2014 Conference Finish: ..... t4th

### 2015 Schedule/Results

Date/Opp.	Time/Res.	Ovr. Rec.	Conf. Rec.
9/3 vs. OBU	L, 31-24	0-1	0-1
9/10 at HSU	W, 35-28	1-1	1-1
9/19 vs. SNU	W, 69-0	2-1	2-1
9/26 at OKBU	W, 41-20	3-1	3-1
10/3 vs. NWOSU	W, 42-30	4-1	4-1
10/10 at SWOSU	L, 38-31	4-2	4-2
10/17 vs. ATU	W, 20-19	5-2	5-2
10/24 at HU	L, 62-20	5-3	5-3
10/31 vs. UAM	W, 21-18	6-3	6-3
11/7 at SAU	L, 35-26	6-4	6-4
11/14 at SE	2 pm		



# The Series

## vs. East Central 46-46-6

1909*	W	49-0
1911*	T	5-5
1912*	W	27-13
1913*	W	53-0
1914*	L	8-10
1915**	T	12-12
1916**	T	0-0
1916**	L	6-7
1919**	W	21-0
1922**	W	41-0
1923**	W	30-6
1924**	W	33-0
1925**	L	0-10
1926**	W	19-2
1927**	W	19-0
1928**	L	0-8
1929**	L	6-7
1930**	T	6-6
1931**	W	20-0
1932**	T	13-13
1933**	W	15-7
1934**	L	0-0
1935**	L	0-7
1936**	W	14-0
1937**	L	6-20
1938**	W	19-0
1939**	W	6-0
1941**	L	6-13
1942***	W	31-6
1946***	W	20-14
1947***	W	13-0
1948***	W	6-0
1949***	W	26-2
1950	W	19-13
1951	W	30-7
1952	L	7-48
1953	L	0-7
1954	L	7-58
1955	W	3-2
1956	L	3-7
1957	W	14-0
1958	L	6-7
1959	L	7-20
1960	L	26-41
1961	L	7-19
1962	L	20-41
1963	L	6-28
1964	L	6-55
1965	L	0-51
1966	L	6-7
1967	W	13-7
1968	L	0-49
1969	L	0-18
1970	L	7-42
1971	L	33-41
1972	W	29-14
1973	W	22-0
1974	W	20-17
1975	L	13-38
1976	W	35-34
1977	W	17-6
1978	L	14-21
1979	L	17-39
1980	L	28-30
1981	L	14-15
1982	L	0-26
1983	L	14-56
1984	L	7-48
1985	L	22-35
1986	L	0-34
1987	L	28-34
1988	W	29-0
1989	W	17-7
1990	W	28-11
1991	L	16-19
1992	L	16-28
1993	W	28-14
1994	W	34-28
1995	W	6-27
1996	W	19-12
1997	W	35-14
1998	W	28-25
1999	L	13-14
2000	L	6-16
2001	W	42-41 (OT)
2002	W	20-17
2003	L	14-28
2004	W	40-13
2005	W	21-17
2006	W	42-6
2007	W	38-28
2008	W	38-31
2009	W	27-26
2010	L	20-19
2011	L	37-27
2012	L	31-17
2013	L	23-16
2014	W	18-15

\* as East Central Normal  
\*\* as Ada Teachers  
\*\*\* as East Central State

# Head Coach Bo Atterberry



On Dec. 4, 2013 Bo Atterberry was introduced as the 19th head football coach in Southeastern's 100-plus year history.

Atterberry made the move after spending one season as assistant head coach and defensive coordinator.

It is the second time he has taken on a head coaching position, having spent six seasons at Texas A&M-Kingsville prior to his return to Southeastern.

"It is an honor to become the head coach at Southeastern," said Atterberry. "This is a special place to me and it is a big reason that I'm even in the position to take this job. I'm excited to have the opportunity to give back to a place that has given so much to me."

He joined the Savage Storm coaching staff prior to the 2013 season for his second stint as defensive coordinator for his alma mater.

In his first season at the helm his SE team turned in a five-game turnaround to finish the season at 7-5 with the program's first postseason appearance since 2004 and the first winning season since 2009.

The Savage Storm played in its first bowl game since the mid-90's when it earned a berth in the Live United Texarkana Bowl in Texarkana, Texas where it played MIAA opponent Central Missouri.

His team featured five All-Great American Conference honorees, with Jared Heim earning first team honors, while Anthony Foster and Preston Smith were each second team picks, while Devon Wortham and Greg Lunceford added honorable mention recognition.

Prior to spending the 2013 season in Durant, Atterberry spent six successful seasons at Texas A&M-Kingsville.

After taking over the Javelina program in 2007 he went on to compile a 41-28 record over his tenure while guiding TAMUK to a Lone Star Conference Championship in 2009 as well as back-to-back NCAA Division II Playoff appearances.

He earned LSC Coach of the Year honors in 2012, as well as AFCA Regional Coach of the Year honors in 2010, and was a finalist for the Liberty Mutual National Coach of the Year in 2009. Over his tenure he coached 22 first team All-LSC selections, 16 all-region honorees and 11 All-Americans.

This is Atterberry's second stop as a coach at SE after having served as the team's defensive coordinator from 2004 through 2006.

In those three seasons guiding the Storm defense they won or shared in the LSC-North Division title three times while posting a dominating 13-2 record against league foes in that span.

His defense in 2004 led the LSC and was ranked No. 16 in the nation in total defense which helped guide the program to its first ever NCAA Division II Playoff berth.

His 2006 defense, the final year of his first stop at Southeastern, gave up fewer than 200 points on the season and allowed just 19.2 ppg while leading the conference in pass defense and allowing opposing quarterbacks to complete fewer than half their passes.

Under his tutelage for those three seasons nine SE defenders earned First Team All-Lone Star Conference honor, including the 2004 Linebacker of the Year and the 2005 Defensive Back of the Year.

Atterberry is a 1998 graduate of Southeastern where he started his coaching career as a student and graduate assistant.

He also spent five years working at the high school level, spending four of those seasons in different capacities on staff at Bartlesville High School in Bartlesville, Okla.

Atterberry returned to SE as the defensive backs coach in 2003 before moving up to his role as defensive coordinator the following season.

He and his wife, April, reside in Durant.

## Atterberry Year-by-Year

Season	Record	GAC	H	A	N	Pct.
2014	7-5	6-4	5-1	2-3	0-1	.583
2015	5-5	5-5	3-2	2-3	0-0	.500
<b>Total</b>	<b>12-10</b>	<b>11-9</b>	<b>8-3</b>	<b>4-6</b>	<b>0-1</b>	<b>.545</b>

## Coach Comparison

### Bo Atterberry Summary

SE Head Coach.....	12-10
Seasons at SE.....	2nd
Overall Coaching.....	53-38 (8th)
SE Home Record.....	8-3
SE Road Record.....	4-6
SE Neutral Record.....	0-1
SE Vs. Conference.....	11-9
SE Vs. Non-conf.....	1-1
Alma Mater . Southeastern (1998)	

### Tim McCarty

ECU Head Coach.....	45-50
Seasons at ECU.....	9th
Overall Coaching.....	68-78 (12th)
Alma Mater.....	Ft. Hays State (1983)
<b>Head-to-Head Meetings</b>	
Atterberry vs. McCarty	
at TAMUK.....	2-0
at SE.....	1-0
Atterberry vs. ECU.....	4-1



# East Central Unofficial Two-Deep vs. Southeastern

**DEFENSE**

		<b>FS</b>		<b>SS</b>		
		23 Summers 27 Reed		3 Bond 31 Juiblee		
		<b>LB</b>	<b>LB</b>	<b>LB</b>		
		21 Jackson 41 Whitney	42 Whitney 37 Rackley	12 Weber 47 Burgess		
<b>DEFENSE</b>	<b>CB</b>	<b>DE</b>	<b>DT</b>	<b>NG</b>	<b>DE</b>	<b>CB</b>
	5 Dillard 34 Colbert	9 R. Moore 52 Murphy	95 Shelton 90 Silva	56 Morgan 99 Widener	8 Yates 54 Martin	7 West 20 Watson

**OFFENSE**

<b>WR</b>	<b>LT</b>	<b>LG</b>	<b>C</b>	<b>RG</b>	<b>RT</b>	<b>TE</b>
81 D. Moore 84 Benson	74 Bowen 61 Jones	71 McCaskill 67 Purdum	65 Johnson 59 Large	70 Mayberry 68 Falahola	75 Hening 72 Bray	80 Kaywaykla 82 Gaines
<b>WR</b>	<b>TB</b>		<b>QB</b>	<b>WR</b>		
14 Pickett 1 Case	35 Handley 6 Hall		4 R. Moore 11 Lamb	8 Dotson 19 Jackson		

<b>Specialists</b>	<b>K</b> 36 Massuere 26 Bray	<b>P</b> 3 Bond 14 Pickett	<b>H</b>	<b>DS</b> 88 Harvey 54 Martin	<b>PR</b> 1 Case 8 Dotson	<b>KR</b> 84 Benson 19 Jackson
--------------------	---------------------------------	-------------------------------	----------	----------------------------------	------------------------------	-----------------------------------

## Southeastern Career Games Played/Started

No.	Player	Cl.	GP/GS	No.	Player	Cl.	GP/GS	No.	Player	Cl.	GP/GS
1	Anthony Gale	SR	29/20	32	Bobby Jackson	JR	31/20	69	Heath Howard	SO	3/0
2	Justin Walker	RFR	-	33	Tanner Ginavan	SR	17/1	70	Garrett Westphal	SO	22/22
3	Franky Okafor	SR	21/19	34	Clay Waters	SR	40/20	72	Jonathan Kaufman	JR	15/1
4	Ronnie Green	JR	22/12	35	Devlon Wortham	JR	30/18	75	Johnathon Preston	JR	11/0
5	Trevor Pugh	JR	9/0	36	Kent London	SR	13/3	76	Chase Petersen	SR	12/3
6	Pat Howard	SR	21/5	37	Antonio Greer	RFR	-	78	Josh Blackburn	RFR	7/0
7	Rob Gardner	JR	9/1	38	Jake Walters	JR	28/0	79	Kyle McCrorey	FR	-
8	Anterric Maxey-Meshileya	JR	12/1	39	Roderick Mitchell	SR	23/7	80	Connor Fuentes	SO	13/1
9	Kaymon Farmer	JR	33/25	40	Lucas Liggins	FR	8/2	81	Lucious Hinton	JR	2/0
10	Ryan Polite	SR	22/21	41	Chip Jones	JR	8/0	82	Zach Hamblin	FR	1/0
11	Raheem Wilson	JR	33/31	42	Sione Taufahema	JR	11/5	83	Ty Miller	JR	26/7
12	Thomas Curry	SR	27/21	43	Jarrett Ingram	SO	2/0	84	Addison Bustos	SO	-
13	Chance Grayson	SR	28/5	44	Connor Kelly	RFR	-	85	Casey Lilley	SO	5/0
14	C.B. Cantwell	JR	4/0	45	Derrick Leonard	RFR	7/0	87	Jordan Gill	SO	15/1
15	Jacoby Sanders	SR	41/31	46	Adam Curran	JR	8/0	88	Bryce Steele	SO	14/1
16	Nick Sioson	SR	41/23	47	James Revada	SR	17/8	89	John Sasser	RFR	-
17	Troy Parker	SO	12/6	48	Traivonne Brown	SR	14/0	90	DaMarius Lavender	SO	22/21
18	Dru Smith	SO	18/1	49	Marcus Harris	JR	9/0	91	Tajawin Smith	RFR	7/0
19	Nick Sierra	JR	10/10	50	Blake Tubbs	SR	5/0	95	Harris Everson	SR	8/0
20	Kevin Jones	JR	32/13	51	Jaden Moore	SO	9/1	96	Jonathan Torres	FR	-
21	Nelson Akinwande	JR	27/0	54	Jacob Charvoz	RFR	4/0	98	Brandon Mays	RFR	7/0
22	Freddie Ngwu	SO	9/1	55	Reggie Marshall	SO	21/2	99	Christian Honsalek	SO	-
23	Asanti McCrae	SR	14/0	56	Josh Morrison	SR	36/18	Total Games played/Started 1,162/482			
24	Lazarri Middleton	JR	-	60	Geoff Davis	RFR	10/8				
25	Kieron Hardrick	RFR	6/0	61	Matt Morse	FR	8/6				
26	Luke Craddock	FR	8/1	62	Reese Harred	SO	19/17				
27	Orlando Swift	SO	21/6	63	Zach Pier	JR	8/2				
28	Caden Pratt	RFR	6/0	64	Colton Hostetler	FR	-				
29	Joel Carlos	RFR	10/0	65	Luke Alexander	JR	9/9				
30	Brickey Reed	RFR	10/0	66	Kevin Gray	RFR	10/5				
31	Trent Hannah	JR	28/21	68	Christian Rice	FR	-				

# SOUTHEASTERN OKLAHOMA STATE

No.	Player	Pos.	Ht.	Wt.	Cl.	Hometown (Previous School)	Pronunciation
1	Anthony Gale	WR	SR	6-1	200	Arlington, TX/Arlington Seguin	
2	Justin Walker	WR	FR	5-10	175	Garland, TX/Naaman Forest HS	
3	Franky Okafor	WR	SR	6-3	190	Arlington, TX/Trinity Valley CC	OH - kuh - four
4	Ronnie Green	RB	SO	5-9	190	Cedar Hill, TX/Cedar Hill HS	
5	Treavor Pugh	DB	JR	6-1	195	Tyler, TX/Tyler JC	PEW
6	Pat Howard	DL	SR	6-2	275	Tyler, TX/Tyler JC	
7	Rob Gardner	DB	JR	5-9	185	San Antonio, TX/Cisco College	
8	Anterric Maxey-Meshileya	WR	JR	6-2	205	Dallas, TX/Trinity Valley CC	ann - TEAR - ick MAX - ee MESH - ill - ay - uh
9	Kaymon Farmer	WR	JR	5-5	150	Pittsburg, TX/Pittsburg HS	
10	Ryan Polite	QB	SR	6-2	215	Desoto, TX/Trinity Valley CC	
11	Raheem Wilson	DB	JR	5-11	185	Desoto, TX/Desoto HS	
12	Thomas Curry	LB	SR	5-11	230	Pflugerville, TX/Tarelton State	
13	Chance Grayson	WR	SR	5-11	180	Van Alstyne, TX/Van Alstyne HS	
14	C.B. Cantwell	QB	JR	6-3	185	Frisco, TX/Frisco Heritage HS	
15	Jacoby Sanders	DB	SR	5-10	170	Pflugerville, TX/Connally HS	
16	Nick Sioson	QB	SR	6-0	225	Georgetown, TX/Georgetown HS	SEE - oh - son
17	Troy Parker	DB	SO	5-9	190	Coppell, TX/Coppell High School	
18	Dru Smith	QB	SO	5-11	190	Sherman, TX/Stephen F. Austin	
19	Nick Sierra	OLB	JR	6-0	205	San Antonio, TX/Cisco College	
20	Kevin Jones	LB	JR	5-10	205	Oklahoma City, TX/ Carl Albert HS	
21	Nelson Akinwande	RB	JR	5-10	215	Arlington, TX/Trinity Valley CC	ACK - in - wand - ay
22	Freddie Ngwu	DB	SO	6-2	190	Mesquite, TX/Trinity Valley CC	ING - woo
23	Asanti McCrae	RB	SR	5-9	180	East Anchorage, AL/Chabot CC	UH - sahn - tee
24	Lazari Middleton	DB	JR	6-0	200	Long Beach, CA/Nebraska	LUH - czar - ee
25	Kieron Hardrick	RB	FR	5-8	180	Moore, OK/Westmoore HS	Key - RON
26	Luke Craddock	DB	FR	5-9	190	Mount Pleasant, TX/Mount Pleasant HS	
27	Orlando Swift	DB	SO	5-6	165	Dallas, TX/Bryan Adams HS	
28	Caden Pratt	WR	FR	5-7	150	McAlester, OK/McAlester HS	
29	Joel Carlos	K/P	FR	5-9	165	Carrollton, TX/Hebron HS	
30	Brickey Reed	LB	FR	6-0	225	Paris, TX/Paris HS	
31	Trent Hannah	DL	JR	6-2	225	Rowlett, TX/Rowlett HS	
32	Bobby Jackson	DB	JR	5-9	180	Cedar Hill, TX/Cedar Hill HS	
33	Tanner Ginavan	LB	SR	5-11	215	Olathe, KS/Coffeyville CC	GEN - uh - vuhn
34	Clay Waters	DL	SR	6-4	245	Collinsville, TX/Collinsville HS	
35	Devlon Wortham	RB	JR	5-9	205	Wolfe City, TX/Wolfe City HS	
36	Kent London	DB	SR	6-1	215	San Jose, CA/ Houston	
37	Antonio Greer	DB	FR	5-10	170	Dallas, TX/Skyline HS	
38	Jake Walters	K/P	JR	5-11	165	Denison, TX/Denison HS	
39	Roderick Mitchell	LB	SR	5-9	230	Irving, TX/Irving Nimitz HS	
40	Lucas Liggins	FB	FR	5-11	215	Nashville, AR/Nashville HS	
41	Chip Jones	OLB	JR	5-11	215	Mesquite, TX/Navarro College	
42	Sione Taufahema	DE	JR	6-3	240	San Mateo, CA/Foothill CC	TAH - fah - haim - uh
43	Jarrett Ingram	DB	SO	5-10	180	Mesquite, TX/Poteet HS	
44	Connor Kelly	DB	FR	5-10	170	Duncan, OK/Duncan HS	
45	Derrick Leonard	LB	FR	6-0	225	Desoto, TX/Desoto HS	
46	Adam Curran	DL	JR	6-4	245	Argyle, TX/Lamar University	
47	James Revada	FB	SR	5-11	230	Pflugerville, TX/Cisco College	
48	Traivonne Brown	OLB	SR	5-10	215	El Cajon, CA/Grossmont CC	TRAY - vonn
49	Marcus Harris	DB	JR	5-9	180	Cedar Hill, TX/Trinity Christian HS	
50	Blake Tubbs	LB	SR	5-11	255	Coleman, OK/Tishomingo HS	
51	Jaden Moore	DL	SO	5-10	215	San Antonio, TX/Cisco College	
54	Jacob Charvoz	LB	FR	6-1	230	Garland, TX/Naaman Forest HS	
55	Reggie Marshall	DL	SO	6-1	225	Dallas, TX/Lake Highlands HS	
56	Josh Morrison	DL	SR	6-0	255	The Colony, TX/ The Colony HS	
60	Geoff Davis	OL	FR	6-1	270	Desoto, TX/Desoto HS	
61	Matt Morse	OL	FR	6-1	300	McKinney, TX/McKinney Boyd HS	
62	Reese Harred	OL	SO	6-3	260	Sulphur Springs, TX/Sulphur Springs HS	
63	Zach Pier	OL	JR	6-2	260	Dallas, TX/Navarro College	PEA - air
64	Colton Hostetler	OL	FR	6-1	280	Burleson, TX/Burleson Centennial HS	
65	Luke Alexander	OL	JR	6-1	280	Fort Worth, TX/Kilgore College	
66	Kevin Gray	OL	FR	6-2	290	Coppell, TX/Coppell High School	
68	Christian Rice	OL	FR	6-0	255	Grand Prairie, TX/Arlington Bowie HS	
69	Heath Howard	DL	SO	6-2	275	Sulphur Springs, TX/Sulphur Springs HS	
70	Garrett Westphal	OL	SO	6-0	250	Rockwall, TX/Rockwall Heath HS	
72	Jonathan Kaufman	OL	JR	6-2	270	Mt. Vernon, TX/Mt. Vernon HS	
74	Cory Kelley	OL	JR	6-4	260	Magnolia, TX/West High School	
76	Chase Peterson	OL	SR	6-2	270	Bentonville, AR/Louisville	
78	Josh Blackburn	OL	FR	6-1	255	Crosby, TX/Crosby HS	
79	Kyle McCrorey	OL	FR	6-3	280	Montgomery, TX/Montgomery HS	
80	Connor Fuentes	WR	SO	5-9	175	McKinney, TX/McKinney HS	
81	Lucious Hinton	WR	JR	5-10	185	Miami, FL/Pasadena CC	
82	Zach Hamblin	WR	FR	5-11	185	Harrah, OK/Harrah HS	
83	Ty Miller	WR	JR	5-11	180	Caddo, OK/Caddo HS	
84	Addison Bustos	WR	SO	5-10	200	Amarillo, TX/Cisco College	
85	Casey Lilley	TE	SO	6-4	200	Coldsprings, TX/Coldsprings-Oakhurst HS	
87	Jordan Gill	WR	SO	5-11	180	Whitesboro, TX/North Texas	
88	Bryce Steele	TE	SO	6-2	225	Wichita, KS/Como-Pickton HS	
89	John Sasser	WR	FR	5-11	180	Perkins, OK/Perkins HS	
90	DaMarius Lavender	DL	SO	5-11	300	Monroe, LA/Richwood HS	
91	Tajawin Smith	DL	FR	6-1	265	Pittsburg, TX/Pittsburg HS	
95	Harris Everson	DL	SR	6-1	315	Union City, GA/Carson Newman	
96	Jonathan Torres	DL	FR	6-2	275	Sherman, TX/Sherman HS	
98	Brandon Mays	DL	FR	5-10	330	Irving, TX/Irving Nimitz HS	
99	Christian Honsalek	K/P	SO	5-8	200	Cedar Hill, TX/Trinity Christian HS	

## Coaching Staff

**Head Coach:** Bo Atterberry  
**Alma Mater:** Southeastern ('98)

**Assistants:** Charles Burks (DC); Chad Speer (OC); Adrian Haywood (DL); John Heavner (QB/Rec); Sean Cooper (S&C/RB); Spencer Anthony (Asst. DL); Travis Kincheloe (OL); Brad Smithey (WR); Skylar Watson (LB); Payton Werner (WR); Dalton Julian (Asst. OL); Alex Rainwater (TE); Aaron Dugger (Asst. LB); Taylor Flowers (Asst. Def.); Jamale Childs (Asst. Def.); Samantha Rogers (Manager)

# EAST CENTRAL

No.	Player	Pos.	Ht.	Wt.	Cl.	Hometown	Previous School
1	Randall Case	WR	5-8	195	Jr.	Jones, Okla.	Jones
2	De'Shawn Jones	RB	5-11	205	Jr.	Burlington, N.J.	LA Pierce College
3	Spencer Bond	DB	6-1	205	Sr.	Madill, Okla.	Madill
4	Rocky Moore	QB	6-2	210	Sr.	Pasadena, Calif.	Mt. San Antonio
5	Mariano Dillard	DB	5-11	185	Jr.	Tulsa, Okla.	Webster
6	Jamal Hall	RB	5-8	208	Sr.	Picayune, Miss.	Southwest CC
7	Jhames West	DB	6-1	190	So.	Oklahoma City, Okla.	Westmoore
8	Juwan Dotson	WR	5-10	185	Sr.	San Bernardino, Calif.	Mt. Sac
8	Karmah Yates	DE	6-3	267	Sr.	Elk Grove, Calif.	Sacramento City College
9	Rodrick Moore	DE	6-2	245	So.	Dallas, Texas	New Mexico Military College
10	Vernon Johnson	DB	6-1	208	Jr.	Desoto, Texas	Desoto
11	Jackson Lamb	QB	6-4	235	R-Fr.	Frisco, Texas	Wakeland
12	Cole Weber	LB	5-10	210	Sr.	Davis, Okla.	Davis
13	Antonio Bennett	QB	6-4	187	R-Fr.	Mansfield, Texas	Sacramento City College
14	Nathan Pickett	WR	6-3	215	Sr.	Henderson, Texas	Trinity Valley CC
15	Brad Davis	WR	5-5	185	Jr.	Norman, Okla.	Norman
16	Dameon Burnham	DB	5-10	170	Sr.	Corona, Calif.	Mt. Sac
17	Brooks Holder	DB	6-1	185	Jr.	Tuleta, Texas	East Texas Baptist
18	Damian James	DB	6-0	180	Fr.	Dallas, Texas	Conrad
19	Dezmon Jackson	WR	6-1	185	So.	Pleasant Grove, Texas	Mesquite
20	De'Shaun Watson	DB	6-0	195	Jr.	Willingboro, N.J.	LA Pierce College
21	Lexus Jackson	DB	5-11	210	Jr.	Bristow, Okla.	Bristow
22	Josiah Reed	DB	5-10	170	Jr.	Ardmore, Okla.	Northeastern State
23	Blake Summers	DB	6-0	180	Fr.	Davis, Okla.	Davis
24	Hernain Figueroa	DB	6-2	200	Fr.	Euleless, Texas	Trinity
25	Jamil Young	WR	6-3	175	Fr.	Hallsville, Texas	Hallsville
26	Trevor Hunt	K	5-10	170	Jr.	Moore, Okla.	Moore
27	Jeff Reed	DB	6-0	175	R-Fr.	Ardmore, Okla.	Ardmore
28	Carlton Hunt	DB	6-2	170	Sr.	Alachua, Fla.	College of the Desert
29	Tre'von Jackson	RB	5-10	200	Fr.	Sanger, Texas	Sanger
30	Collin Andrews	DB	6-0	190	Fr.	Washington, Okla.	Washington
31	Dar-ray Juiblee	DB	6-1	210	Jr.	Philadelphia, Penn.	LA Valley College
32	Jacob Royal	DB	6-2	190	R-Fr.	Gainesville, Texas	Gainesville
33	Shannon Larry	DB	5-9	205	So.	White Settlement, Texas	Brewer
34	William Colbert	DB	6-0	175	Fr.	Kilgore, Texas	Kilgore
35	Seth Handley	RB	5-6	190	Jr.	Enid, Okla.	Enid
36	David Massuere	K	5-10	170	Jr.	Fontana, Calif.	San Bernardino Valley College
37	Ryan Rackley	LB	6-2	220	R-Fr.	Sulphur, Okla.	Sulphur
38	Jonathan Mendez	DB	5-10	180	R-Fr.	Gainesville, Texas	Gainesville
39	M'kyl Bordes	DB	6-3	190	Fr.	Frisco, Texas	Lone Star
40	Matt Chapman	LB	6-1	205	Fr.	Belton, Texas	Belton
41	Jamaal Whitney	DB	6-1	215	Sr.	Oklahoma City, Okla.	Bishop McGuinness
42	Jameel Whitney	LB	6-2	235	Sr.	Oklahoma City, Okla.	Bishop McGuinness
43	Gerard Harris	DB	6-0	205	Sr.	Altus, Okla.	Central Oklahoma
44	Sheldon Benham-Callender	DE	6-2	240	Jr.	Sacramento, Calif.	Sacramento City College
45	Keaton Bell	LB	6-0	210	Fr.	Moore, Okla.	Southmoore
46	Adonis Wiley	TE	6-5	263	Jr.	Tulsa, Okla.	Booker T. Washington
47	Blake Burgess	LB	5-11	215	Sr.	Arcadia, Okla.	Bishop McGuinness
48	Carrington Nelson	DE	6-1	250	Fr.	Desoto, Texas	Desoto
49	Caleb Roberts	LB	5-10	195	R-Fr.	Catoosa, Okla.	Catoosa
51	Dillard Gardner	OL	6-2	270	Fr.	Desoto, Texas	Desoto
52	Gumaro Murphy	DE	6-2	240	Jr.	Oklahoma City, Okla.	Southeast
54	Garrett Martin	DE	6-3	245	Sr.	Oologah, Okla.	Oologah
56	Josh Morgan	DT	5-10	265	So.	Moore, Okla.	Westmoore
57	James Houchin	OL	6-5	260	Fr.	Lone Grove, Okla.	Lone Grove
58	Dallen Mercer	DE	6-3	230	So.	Velma, Okla.	Velma-Alma
59	Camron Large	OL	6-1	290	R-Fr.	Ada, Okla.	Ada
60	Dakota Williamsen	OL	6-4	280	Fr.	Gilmer, Texas	Gilmer
61	Wyatt Jones	OL	6-4	265	R-Fr.	Sulphur, Okla.	Sulphur
63	Aaron Rogers	OL	6-3	287	Jr.	Cypress, Calif.	Golden West College
64	Ethan McCracken	OL	6-3	280	Fr.	Elgin, Okla.	Elgin
65	Garrett Johnson	OL	6-2	285	Jr.	Wasco, Calif.	Bakersfield College
67	Tyler Purdum	OL	6-3	265	R-Fr.	Arlington, Texas	Lamar
68	Tevita Falahola	OL	6-4	320	Fr.	Euleless, Texas	Trinity
70	Anthony Mayberry	OL	6-4	285	Sr.	Inola, Okla.	Noah
71	Ryder McCaskill	OL	6-2	290	So.	Davis, Okla.	Davis
72	Charlie Bray	OL	6-6	315	R-Fr.	Pottsboro, Texas	Pottsboro
74	Kevin Bowen	OL	6-8	330	Sr.	San Diego, Calif.	Southwestern CC
75	Travis Hening	OL	6-5	305	Sr.	Yukon, Okla.	Yukon
76	Judd Terry	OL	6-3	310	Fr.	Denton, Texas	Denton
77	Mosese Vakasiuola	DT	6-3	280	So.	Euleless, Texas	Trinity
80	Drevon Kaywaykla	TE	6-2	225	Jr.	Elgin, Okla.	Elgin
81	David Moore	WR	6-2	220	Jr.	Gainesville, Texas	Gainesville
82	Jason Gaines	TE	6-5	240	Jr.	El Cajon, Calif.	Southwestern CC
83	Darris Harper	WR	5-10	170	Fr.	Cedar Hill, Texas	Cedar Hill
84	Trinity Benson	WR	6-0	175	Fr.	Lewisville, Texas	Lewisville
85	Sherwin Malone	WR	6-3	200	R-Fr.	Grand Prairie, Texas	Grand Prairie
86	Gerald Pickett	WR	6-3	200	Sr.	Corona, Mich.	Mt. San Antonio
87	Jarod Haynes	QB	6-1	197	Jr.	Allen, Texas	Oklahoma Baptist
88	Tre Harvey	WR	6-2	195	Fr.	Catoosa, Okla.	Catoosa
89	Wilding Smith	TE	6-3	260	Fr.	Sanger, Texas	Sanger
90	Francisco Silva	DT	6-3	280	Sr.	Broken Bow, Okla.	Broken Bow
92	Noble Lybrand	DE	6-3	265	R-Fr.	Bethany, Okla.	Bethany
93	Anthony Shelton	DE	6-5	235	Fr.	Frisco, Texas	Frisco
94	Wyatt Galante	DT	6-2	260	Fr.	Mesa, Ariz.	Red Mountain
95	Andre Shelton	DT	6-4	250	So.	Frisco, Texas	Centennial
98	Dewayne Doucette	DT	6-0	285	Fr.	Lawton, Okla.	Lawton
99	Ryland Widener	DT	6-1	305	Sr.	Moore, Okla.	Hutchinson CC

## Coaching Staff

**Head Coach:** Tim McCarty  
**Alma Mater:** Ft. Hays St. ('83)

**Assistants:** Rashad Jackson (OC); Chad Roark (DC); Jihad' Wright (DB); Johnnie Mack (RB); Eli Cook (Asst. OL); Austin Crisler (QB); Carter Grigg (LB); Brett Marsaln (DOFO); Kyle Lowe (Video); Joe Foster (TE); Lamares Shields (DL); Dex Flech (Equip)

# SE In The GAC

Listed below are current team and individual rankings among the GAC leaders.

## TEAM

Category	Rank/Avg.
Scoring Offense	6th/33.0 ppg
Scoring Defense	6th/26.3 ppg
Total Offense	5th/430.5 ypg
Total Defense	3rd/329.4 ypg
Rushing Offense	6th/163.9 ypg
Rushing Defense	6th/179.3 ypg
Passing Offense	5th/266.6 ypg
Passing Defense	1st/150.1 ypg
3rd Down Conv. Off.	6th/41.5 pct
3rd Down Conv. Def.	2nd/32.0 pct
Time of Possession	1st/33:12 mpg
Turnover Margin	†2nd/+0.70 topg

## INDIVIDUAL

<b>Rushing</b>	<b>Rank/Avg.</b>
Ronnie Green	8th/69.5 ypg
<b>Passing</b>	<b>Rank/Avg.</b>
Ryan Polite	5th/263.8 ypg
<b>Completion Percentage</b>	<b>Rank/Pct.</b>
Ryan Polite	4th/60.4 pct.
<b>Passing Efficiency</b>	<b>Rank/Rtg.</b>
Ryan Polite	6th/128.4 rtg
<b>Receptions/Game</b>	<b>Rank/Avg.</b>
Kaymon Farmer	1st/5.8 rpg
Franky Okafor	2nd/5.5 rpg
<b>Receiving</b>	<b>Rank/Avg.</b>
Franky Okafor	2nd/75.8 ypg
<b>Total Offense</b>	<b>Rank/Avg.</b>
Ryan Polite	4th/286.9 ypg
<b>Scoring</b>	<b>Rank/Avg.</b>
NA	
<b>Punt Returns</b>	<b>Rank/Avg.</b>
NA	
<b>Kick Returns</b>	<b>Rank/Avg.</b>
NA	
<b>All-Purpose</b>	<b>Rank/Avg.</b>
Ronnie Green	8th/105.0 ypg
<b>Punting</b>	<b>Rank/Avg.</b>
Joel Carlos	5th/38.9 ypp
<b>Field Goals</b>	<b>Rank/Avg.</b>
Joel Carlos	†6th/0.50 fgpg
Jake Walters	10th/0.30 fgpg
<b>PATs Pct.</b>	<b>Rank/Avg.</b>
Joel Carlos	82.6 percent
<b>Tackles</b>	<b>Rank/Avg.</b>
Kevin Jones	24th/6.4 tpg
<b>Sacks</b>	<b>Rank/Avg.</b>
Sione Taufahema	11th/0.35 spg
<b>Tackles for Loss</b>	<b>Rank/Avg.</b>
NA	
<b>Passes Defended</b>	<b>Rank/Avg.</b>
Raheem Wilson	†3rd/1.5 pdpg
Jacoby Sanders	10th/1.0 pdpg
<b>Interceptions</b>	<b>Rank/Avg.</b>
Raheem Wilson	†2nd/0.50 ipg

# SE GAC Player of the Week Selections

Week	Player	Award
Five	Joel Carlos	Special Teams

# GAC Schedule

## UPCOMING SCHEDULE

### Saturday, Nov. 14

Henderson State at Ouachita Baptist, 1 pm  
Arkansas-Monticello at Southern Arkansas, 2 pm  
Southwestern Okla. St. at Northwestern Okla. St., 2 pm  
East Central at Southeastern, 2 pm  
Oklahoma Baptist at Southern Nazarene, 2 pm  
Harding at Arkansas Tech, 2 pm

## RESULTS

### Saturday, Nov. 7

Henderson State d. Oklahoma Baptist, 22-14  
Ouachita Baptist d. Southern Nazarene, 58-7  
Southwestern Oklahoma State d. Arkansas Tech, 28-14  
Harding d. Northwestern Oklahoma State, 42-30  
Southern Arkansas d. East Central, 35-26  
Southeastern d. Arkansas-Monticello, 37-0

## 2015 GAC Standings

Team	GAC	GAC Pct.	Ovrral	Ovr Pct.	Home	Away	Neutral	Streak
Henderson State	9-1	0.900	9-1	0.900	4-1	5-0	0-0	W8
Arkansas Tech	7-3	0.700	7-3	0.700	4-1	3-2	0-0	L1
Harding	7-3	0.700	7-3	0.700	4-1	3-2	0-0	W1
Ouachita	7-3	0.700	7-3	0.700	5-0	2-2	0-1	W3
Southwestern Okl. State	7-3	0.700	7-3	0.700	5-0	2-3	0-0	W5
East Central	6-4	0.600	6-4	0.600	4-1	2-3	0-0	L1
Southern Arkansas	6-4	0.600	6-4	0.600	3-1	2-3	1-0	W1
Southeastern Okla. State	5-5	0.500	5-5	0.500	3-2	2-3	0-0	W2
Northwestern Okla. State	3-7	0.300	3-7	0.300	1-4	2-3	0-0	L2
Oklahoma Baptist	2-8	0.200	2-8	0.200	1-4	1-4	0-0	L3
Arkansas-Monticello	1-9	0.100	1-9	0.100	1-4	0-5	0-0	L4
Southern Nazarene	0-10	0.000	0-10	0.000	0-5	0-5	0-0	L10

## 2015 GAC Players of the Week

### Offensive

Wk. 1: Reid Miller, QB-NWOSU  
Wk. 2: Arsenio Favor, QB-ATU  
Wk. 3: Rocky Moore, QB-ECU  
Marc Evans, QB-SWOSU  
Wk. 4: Arsenio Favor, QB-ATU  
Park Parish, QB-HU  
Wk. 5: Jaquan Cole, RB-HSU  
Wk. 6: Bryan Allen, RB-ATU  
Hunter Leppert, QB-UAM  
Wk. 7: Barrett Renner, QB-SAU  
Wk. 8: Kristian Thompson, RB-ATU  
Wk. 9: Kris Oliver, RB-OBU  
Wk. 10: Barrett Renner, QB-SAU

### Defensive

Wk. 1: Nick Akins, LB-ATU  
Wk. 2: Trebor Gainwel, LB-SAU  
Wk. 3: Gary Vines-DB, HSU  
Wk. 4: Gary Vines-DB, HSU  
Wk. 5: Brynden Pitzer, LB-OKBU  
Wk. 6: Joby St. Fleur, DE-NWOSU  
Wk. 7: Brynden Pitzner, LB-OKBU  
Wk. 8: Conner Bays, S-SWOSU  
Wk. 9: Jameel Whitney, LB-ECU  
Wk. 10: Trevon Biglow, DE-HU  
Trevon Hartfield, CB-SWOSU

### Special Teams

Wk. 1: Corey Bassett, HU-PR  
Wk. 2: Spencer Bond, P-ECU  
Wk. 3: Cory Chappell, KR-HSU  
Wk. 4: Houston Ray, K-HSU  
**Wk. 5: Joel Carlos, P/K-SE**  
Wk. 6: Jonathan Weisheit, PR-SAU  
Wk. 7: DJ Jones, KR/PR-SWOSU  
Wk. 8: Houston Ray, K-HSU  
Wk. 9: Houston Ray, K-HSU  
Wk. 10: Cole Antley, K-OBU

**GAC Preseason poll...** Southeastern football will open the 2015 season picked to finish fourth according to the 2015 Great American Conference Preseason Poll.

GAC Preseason Poll	TOTAL (1st)
1. Ouachita Baptist	113 (6)
2. Harding	111 (3)
3. Henderson State	101 (2)
4. East Central	89 (1)
4. Southeastern	89
6. Southern Arkansas	70
7. Arkansas Tech	57
8. Southwestern Oklahoma State	49
9. Arkansas-Monticello	41
10. Northwestern Oklahoma State	38
11. Southern Nazarene	18
12. Oklahoma Baptist	16

## SE, Keystone Create Southeastern Sports Network...

Southeastern athletics has announced a five-year partnership with Keystone Broadcasting Corporation which will form the Southeastern Sports Network and make SE sporting events available on the radio throughout most of Southeastern Oklahoma as well as giving fans throughout the world the opportunity to follow the Savage Storm live via the internet.

"We are very excited about this partnership with Keystone," Said Southeastern Director of Athletics Keith Baxter, "Both for the radio and internet presence it will give us, as well as the level of visibility it will bring to our student-athletes and the university as a whole. It is an unprecedented partnership which allows us to set the bar among small schools in the conference as well as the region. And probably most importantly it gives us the opportunity to shine an even brighter light on the hard work and accomplishments of our student athletes."

"Keystone Broadcasting is excited to partner with Southeastern for the next 5 years," Stated Bob Sullins, Co-Owner of Keystone Broadcasting Corp. "Our goal is to provide the best possible broadcast for the fans, students and student athletes. We are entering a new era in sports coverage with the addition of the radio network and increased video web streams, this will allow us and Southeastern to reach more fans in the future. I would like to thank President Sean Burrage and Athletic Director Keith Baxter for showing the confidence and vision necessary to take Southeastern sports coverage to the next level, we look forward to a great future."

Keystone owns five stations across Durant, Ardmore and Atoka and is owned by Sullins, who has a long history broadcasting SE sports, as well as SE alums Bill Countryman and Jack Haigh.

Mix 96.1 (KZRC) in Durant will serve as the flagship station and will carry every Southeastern football game, every basketball men's and women's double-header and a selection of Savage Storm baseball, softball and volleyball.

During football season SE fans can catch the action on a total of six affiliate stations throughout Southeastern Oklahoma as KICM 97.7 in Ardmore, KHKC 102.1 in Atoka, KZIG 107.5 in Atoka, 99.5 KZDV in Rattan and KYHD 94.7 in Valliant will join Mix 96.1 in carrying the gridiron action.

Storm men's and women's basketball action will be carried on the flagship as well as affiliates KHKC 102.1 in Atoka, KZIG 107.5 in Atoka, 99.5 KZDV in Rattan and KYHD 94.7 in Valliant.

Baseball, softball and volleyball action will be carried on the flagship as well as KZIG 107.5 in Atoka.

But fans not living in the radio coverage areas of these stations will also benefit as Keystone will also carry live video every home football, basketball, baseball softball and volleyball event via its partnership with citylinktv.com, with those broadcasts being available free of charge.

# SE In The Nation

Listed below are current team and individual rankings among all of NCAA Division II leaders.

Statistic	National Rank	Conference Rank	Value National Leader	Value Conference Leader	Value
3rd Down Conversion Pct (169 ranked)	52	6	0.415 Ashland	0.557 Southern Ark.	0.523
3rd Down Conversion Pct Defense (169 ranked)	31	2	0.320 Northwest Mo. St.	0.235 Arkansas Tech	0.314
4th Down Conversion Pct (169 ranked)	36	3	0.571 Charleston (WV)	0.800 Arkansas Tech	0.714
4th Down Conversion Pct Defense (169 ranked)	41	3	0.368 Central Wash.	0.176 Southwestern Okla.	0.348
Blocked Kicks (129 ranked)	93	5	2 Kentucky St.	9 Okla. Baptist	5
Blocked Kicks Allowed (169 ranked)	80	8	3 19 teams tied	0 East Central	0
Blocked Punts (51 ranked)			Kentucky St.	8 Southwestern Okla.	2
Blocked Punts Allowed (169 ranked)	1	1	0 72 teams tied	0 6 teams tied	0
Completion Percentage (169 ranked)	41	4	0.594 UIndy	0.695 Southern Ark.	0.614
Defensive TDs (44 ranked)	4	1	5 Tuskegee	7 Southeastern Okla.	5
Fewest Penalties (169 ranked)	153	11	92 Michigan Tech	21 Okla. Baptist	61
Fewest Penalties Per Game (169 ranked)	147	11	9.20 Hillsdale	2.30 Okla. Baptist	6.10
Fewest Penalty Yards (169 ranked)	139	9	810 Michigan Tech	202 Okla. Baptist	552
Fewest Penalty Yards Per Game (169 ranked)	134	9	81.00 Hillsdale	20.60 Okla. Baptist	55.20
First Downs (169 ranked)	43	2	175 Virginia Union	118 Arkansas Tech	173
First Downs Offense (169 ranked)	19	3	241 Southwest Minn. St.	283 Arkansas Tech	247
Fumbles Lost (169 ranked)	126	8	11 Seton Hill UIndy	2 Southwestern Okla.	3
			Humboldt St.	2	2
Fumbles Recovered (169 ranked)	2	2	15 Northwestern Okla.	19 Northwestern Okla.	19
Kickoff Return Defense (169 ranked)	67	6	19.50 Shaw	12.74 Henderson St.	16.65
Kickoff Returns (169 ranked)	87	6	20.21 Okla. Panhandle	31.20 Ouachita Baptist	26.97
Net Punting (169 ranked)	49	5	34.51 Charleston (WV)	40.21 Northwestern Okla.	37.26
Passes Had Intercepted (169 ranked)	80	6	10 Lenoir-Rhyne	0 Harding	2
Passes Intercepted (168 ranked)	37	4	13 Henderson St.	24 Henderson St.	24
Passing Offense (169 ranked)	41	5	266.6 Western N.M.	370.0 Northwestern Okla.	318.2
Passing Yards Allowed (169 ranked)	14	1	150.1 Azusa Pacific	130.2 Southeastern Okla.	150.1
Passing Yards per Completion (169 ranked)	121	8	11.39 Harding	25.72 Harding	25.72
Punt Return Defense (169 ranked)	13	3	3.62 Albany St. (GA)	-1.25 East Central	1.92
Punt Returns (169 ranked)	92	6	8.33 Fayetteville St.	23.25 Southwestern Okla.	19.67
Red Zone Defense (169 ranked)	38	2	0.711 Merrimack	0.514 Henderson St.	0.655
Red Zone Offense (169 ranked)	95	10	0.764 Ohio Dominican	0.957 Southern Nazarene	0.923
Rushing Defense (169 ranked)	106	6	179.3 Slippery Rock	64.0 Arkansas Tech	101.3
Rushing Offense (169 ranked)	86	6	163.0 Lenoir-Rhyne	388.1 Harding	376.7
Sacks Allowed (169 ranked)	42	4	1.50 Sioux Falls	0.40 Harding	0.50
Scoring Defense (169 ranked)	77	6	26.3 Northwest Mo. St.	11.8 Henderson St.	14.4
Scoring Offense (169 ranked)	54	6	33.0 Slippery Rock	47.5 Harding	39.7
Tackles for Loss Allowed (169 ranked)	89	6	6.60 Ashland	2.90 Ouachita Baptist	4.10
Team Passing Efficiency (169 ranked)	91	6	126.23 Shepherd	170.88 East Central	146.84
Team Passing Efficiency Defense (169 ranked)	11	2	99.55 Northwest Mo. St.	76.57 Henderson St.	90.69
Team Sacks (169 ranked)	93	5	1.90 Ferris St.	3.78 Harding	2.90
Team Tackles for Loss (168 ranked)	66	4	6.9 Virginia Union	11.9 Harding	8.0
Time of Possession (169 ranked)	4	1	33.54 Lincoln (PA)	34.39 Southeastern Okla.	33.54
Total Defense (169 ranked)	35	3	329.4 Virginia Union	221.2 Henderson St.	308.5
Total Offense (169 ranked)	52	5	430.5 Angelo St.	553.4 Southern Ark.	464.5
Turnover Margin (169 ranked)	30	2	0.70 Tex. A&M-Commerce	2.00 Henderson St.	1.60
Turnovers Gained (169 ranked)	13	3	28 Central St. (OH)	34 Northwestern Okla.	32
Turnovers Lost (169 ranked)	112	6	21 UIndy	4 Southwestern Okla.	11
Winning Percentage (161 ranked)	81	8	0.500 4 teams tied	1.000 Henderson St.	0.900

Statistic	Player	National Rank	Conference Rank	Value National Leader	Value Conference Leader	Value
All Purpose (199 ranked)	Ronnie Green	141	8	105.00 Austin Ekeler, Western St.	223.44 D.J. Jones, Southwestern Okla.	145.40
Blocked Kicks (20 ranked)				Marcus Sayles, West Ga. Steve Schutz, Minn. St. Moorhead	5 Corey Bassett, Harding 5 Jesse Salisbury, Okla. Baptist	2 2
Combined Kick Returns (200 ranked)	Asanti McCrae Chance Grayson	124 171	7 10	347 Alquan Vickers, Concordia-St. Paul 290	1,119 D.J. Jones, Southwestern Okla.	668
Completion Percentage (147 ranked)	Ryan Polite	42	4	0.604 Connor Barthel, UIndy	0.696 Barrett Renner, Southern Ark.	0.621
Completions Per Game (150 ranked)	Ryan Polite	15	3	23.20 Reid Miller, Northwestern Okla.	28.40 Reid Miller, Northwestern Okla.	28.40
Field Goal Percentage (98 ranked)				T. Derezic, Tiffin Brad Schickel, UIndy	0.941 Cole Antley, Ouachita Baptist 0.941	0.846
Field Goals Per Game (139 ranked)	Joel Carlos Jake Walters	109 139	6 10	0.50 Cole Tracy, Assumption 0.30	1.80 Houston Ray, Henderson St.	1.50
Forced Fumbles (66 ranked)	Trent Hannah	66	7	0.22 Davondrick Lison, Southern Ark.	0.78 Davondrick Lison, Southern Ark.	0.78
Fumbles Recovered (31 ranked)	Trent Hannah Nicholas Sierra	31 31	3 3	2 7 players tied	4 Devin Peyton, Northwestern Okla. 4 Theodis Williams, Northwestern Okla.	4 4
Interceptions Per Game (106 ranked)	Raheem Wilson Kent London	20 106	2 10	0.5 Carlo Thomas, Johnson C. Smith 0.3	1.2 Jordan Norris, Northwestern Okla.	0.7
Kickoff Return TDs (8 ranked)				Zacari Lavender, Okla. Panhandle	3 Corey Chappell, Henderson St. 1 Ke'Vontae Pope, Ouachita Baptist	1 1
Kickoff Returns (125 ranked)	Chance Grayson	52	4	24.2 Zacari Lavender, Okla. Panhandle	42.3 Ke'Vontae Pope, Ouachita Baptist	30.9
Passes Defended (93 ranked)	Raheem Wilson	15	3	1.5 Channing Barber, Northern St.	2.2 Trevon Harfield, Southwestern Okla.	2.1
Passing Efficiency (147 ranked)	Ryan Polite	75	5	128.4 Justin Dvorak, Colorado Mines	168.6 Barrett Renner, Southern Ark.	149.2
Passing TDs (183 ranked)	Ryan Polite	46	6	18 Matt Soltes, East Stroudsburg	36 Rocky Moore, East Central	32
Passing Yards (200 ranked)	Ryan Polite	25	4	2,638 Matt Soltes, East Stroudsburg	3,465 Rocky Moore, East Central	3,069
Passing Yards Per Game (200 ranked)	Ryan Polite	34	5	263.8 Matt Soltes, East Stroudsburg	346.5 Rocky Moore, East Central	306.9
Passing Yards per Completion (147 ranked)	Ryan Polite	105	7	11.37 Daquan Neal, Elizabeth City St.	16.87 Hunter Leppert, Ark.-Monticello	14.58
Points Responsible For (196 ranked)	Ryan Polite	53	6	128 Justin Dvorak, Colorado Mines	246 Rocky Moore, East Central	194
Points Responsible For Per Game (199 ranked)	Ryan Polite	63	7	13.2 Justin Dvorak, Colorado Mines	24.8 Rocky Moore, East Central	19.4
Punt Return TDs (11 ranked)				1 Sheldon Mayer, Shippensburg	3 D.J. Jones, Southwestern Okla.	2 1
Punt Returns (86 ranked)	Asanti McCrae	50	5	8.3 Sheldon Mayer, Shippensburg	25.2 D.J. Jones, Southwestern Okla.	20.1
Punting (134 ranked)	Joel Carlos	49	4	38.9 Matt Klingler, Lindenwood (MO)	44.8 Will Hawkins, Northwestern Okla.	41.6
Receiving TDs (190 ranked)	Franky Okafor Kaymon Farmer	49 84	3 8	7 Jon Schnaars, East Stroudsburg 6	18 David Moore, East Central	12
Receiving Yards (199 ranked)	Franky Okafor Kaymon Farmer	54 186	2 11	758 Jon Schnaars, East Stroudsburg 498	1,388 David Moore, East Central	974
Receiving Yards Per Game (200 ranked)	Franky Okafor Kaymon Farmer	61 200	2 12	75.8 Jon Schnaars, East Stroudsburg 49.8	138.8 David Moore, East Central	97.4
Receptions Per Game (196 ranked)	Kaymon Farmer Franky Okafor	44 57	1 2	5.8 Jon Schnaars, East Stroudsburg 5.5	9.8 Kaymon Farmer, Southeastern Okla.	5.8
Rush Yards Per Carry (30 ranked)				Bernard McDondie, Colorado St.-Pueblo	9.23 Michael Latu, Harding	6.61
Rushing TDs (162 ranked)	Ronnie Green	54	4	9 Cameron McDondie, Colorado St.-Pueblo	24 Park Parish, Harding	19
Rushing Yards (200 ranked)	Ronnie Green	108	8	695 Cameron McDondie, Colorado St.-Pueblo	1,943 Kris Oliver, Ouachita Baptist	1,087
Rushing Yards Per Game (200 ranked)	Ronnie Green	123	8	69.5 Cameron McDondie, Colorado St.-Pueblo	194.3 Bryan Allen, Arkansas Tech	118.1
Sacks (109 ranked)				Morgan Fox, Colorado St.-Pueblo	1.88 Trevon Biglow, Harding	1.06
Scoring (191 ranked)	Ronnie Green	149	11	6.0 Cameron McDondie, Colorado St.-Pueblo	14.4 Kris Oliver, Ouachita Baptist	12.0
Solo Tackles (193 ranked)				Austin Jacques, Johnson C. Smith	8.2 Devin Peyton, Northwestern Okla. 5.9 Isalah Young, Southern Nazarene	5.9 5.9
Tackles For Loss (144 ranked)				Zachary Blair, UVA-Wise	2.7 Karmah Yates, East Central	1.8
Total Offense (200 ranked)	Ryan Polite	26	4	286.9 Kyle Washington, Angelo St.	406.8 Barrett Renner, Southern Ark.	339.6
Total Tackles (200 ranked)				Connor Harris, Lindenwood (MO)	16.9 Devin Peyton, Northwestern Okla.	10.8
Yards per Pass Attempt (30 ranked)				Trey Heid, Augustana (SD)	9.92 Rocky Moore, East Central	8.25
Yards per Reception (30 ranked)				Montario Hunter, Elizabeth City St.	25.10 Karonce Higgins, Southern Ark.	22.68

# AFCA Top 25

Below is the AFCA Top 25 Preseason.  
First-place votes listed in ( ).

Team	Record	Points
1. Northwest Missouri St. (29)	10-0	796
2. Ferris St. (Mich.) (2)	9-0	768
3. Ashland (Ohio) (1)	10-0	712
4. Colorado St.-Pueblo	9-1	711
5. Shepherd (W.Va.)	9-0	672
6. Minnesota St.	9-1	636
7. West Georgia	9-1	568
8. Henderson St. (Ark.)	9-1	566
9. Slippery Rock (Pa.)	9-1	552
10. Midwestern St. (Texas)	9-1	520
11. Texas A&M-Commerce	8-2	449
12. Humboldt St. (Calif.)	8-1	444
13. Indianapolis (Ind.)	9-1	376
14. Grand Valley St. (Mich.)	8-2	364
15. North Alabama	7-2	319
16. Charleston (W.Va.)	9-1	312
17. Sioux Falls (S.D.)	8-2	274
18. Valdosta St. (Ga.)	7-2	224
19. Emporia St. (Kan.)	8-2	212
20. Central Missouri	8-2	199
21. Colorado Mesa	8-2	157
22. Bowie St. (Md.)	9-1	148
23. Assumption (Mass.)	9-1	116
24. Tuskegee (Ala.)	8-2	93
25. Carson-Newman (Tenn.)	8-2	78

Others Receiving Votes: Augustana (S.D.), 44; Catawba (N.C.), 36; Virginia Union, 20; Indiana (Pa.), 18; Florida Tech, 8; Michigan Tech, 4; North Greenville (S.C.), 2; McKendree (Ill.), 1; Western Oregon, 1.

# D2Football.com Top 25

Team	Record	LW
1. Ferris State	9-0	2
2. Northwest Missouri	10-0	3
3. CSU-Pueblo	9-1	4
4. Ashland	10-0	5
5. Minnesota State	9-1	6
6. West Georgia	9-1	1
7. Shepherd	9-0	8
8. Texas A&M-Commerce	8-2	9
9. Slippery Rock	9-1	10
10. North Alabama	7-2	11
11. Midwestern State	9-1	12
12. Humboldt State	8-1	14
13. Central Missouri	8-2	15
14. Grand Valley	8-2	17
15. Henderson State	9-1	18
16. Valdosta State	7-2	19
17. Sioux Falls	8-2	7
18. Assumption	9-1	21
19. Minnesota Duluth	7-3	23
20. Tuskegee	8-2	13
21. Charleston	9-1	25
22. Augustana	8-2	NR
23. Emporia State	8-2	16
24. Florida Tech	7-3	NR
25. Indianapolis	9-1	NR

# NCAA Super Region 3

Team	D2 Record	OVR
1. Northwest Missouri	10-0	10-0
2. Minnesota State	9-1	9-1
3. Humboldt State	8-0	8-1
4. Henderson State	9-1	9-1
5. Augustana	8-2	8-2
6. Emporia State	8-2	8-2
7. Sioux Falls	8-2	8-2
8. Central Missouri	8-2	8-2
9. Southwest Minnesota	7-3	7-3
10. Western Oregon	6-2	7-2

## 2015 SOUTHEASTERN SCORING DRIVES

Opp.	Qtr	Time	Play	PAT	Plays-Yds (TOP)
HSU	1	4:10	Jake Walters 37 yd field goal		4-5 (2:05)
HSU	2	0:06	Franky Okafor 36 yd pass from Ryan Polite	Jake Walters kick failed	7-77 (0:58)
HSU	4	8:31	Ronnie Green 14 yd run	Jake Walters kick	8-90 (2:55)
OBU	1	6:15	Ronnie Green 7 yd run	Dru Smith pass failed	5-31 (1:47)
OBU	2	11:38	Nelson Akinwande 3 yd run	Jake Walters kick	10-73 (4:25)
OBU	4	10:06	Kaymon Farmer 3 yd pass from Ryan Polite	Jake Walters kick	6-45 (1:41)
OBU	4	5:14	Thomas Curry 73 yd fumble recovery	Jake Walters kick	
OBU	4	4:43	Franky Okafor 33 yd pass from Ryan Polite	Jake Walters kick	2-56 (0:31)
OBU	4	0:31	Franky Okafor 12 yd pass from Ryan Polite	Ryan Polite pass failed	9-84 (1:59)
OKBU	1	14:39	DaMarius Lavender 1 yd fumble recovery	Dru Smith pass failed	
OKBU	1	7:42	Nick Sioson 4 yd pass from Ryan Polite	Jake Walters kick	3-6 (0:48)
OKBU	1	1:39	Nelson Akinwande 2 yd run	Jake Walters kick	10-54 (4:31)
OKBU	2	7:32	Jake Walters 25 yd field goal		11-90 (4:26)
OKBU	3	5:14	Ronnie Green 1 yd run	Jake Walters kick	2-57 (0:36)
OKBU	3	1:14	Raheem Wilson 67 yd interception	Jake Walters kick	
OKBU	4	8:59	Jake Walters 24 yd field goal		15-60 (5:47)
SNU	1	6:08	Ryan Polite 1 yd run	Jake Walters kick failed	13-75 (5:49)
SNU	1	0:44	Ryan Polite 18 yd run	Jake Walters kick	4-67 (1:19)
SNU	2	11:23	Ronnie Green 58 yd run	Jake Walters kick	5-75 (1:31)
SNU	2	0:59	Franky Okafor 26 yd pass from Ryan Polite	Jake Walters kick	6-99 (1:23)
SNU	3	9:58	Asanti McCrae 53 yd punt return	Jake Walters kick	
SNU	3	2:24	Franky Okafor 9 yd run	Jake Walters kick	8-60 (3:52)
SWOSU	2	1:14	Joel Carlos 24 yd field goal		12-66 (5:39)
SWOSU	2	0:00	Joel Carlos 30 yd field goal		4-26 (0:37)
SWOSU	4	11:29	TEAM 2 yd Safety (Jaden Moore)		
NWOSU	2	1:41	Franky Okafor 9 yd pass from Ryan Polite	Joel Carlos kick	4-48 (0:32)
NWOSU	3	6:08	Joel Carlos 23 yd field goal		10-51 (3:54)
NWOSU	4	1:54	Kaymon Farmer 11 yd pass from Ryan Polite	Joel Carlos rush failed	7-90 (1:32)
HU	2	0:11	Kaymon Farmer 4 yd pass from Ryan Polite	Joel Carlos kick	11-87 (2:04)
HU	3	5:05	Ronnie Green 2 yd run	Joel Carlos kick	12-76 (5:49)
HU	4	12:47	Ronnie Green 6 yd run	Joel Carlos kick	5-28 (1:58)
HU	4	10:43	Franky Okafor 14 yd pass from Ryan Polite	Joel Carlos kick	7-37 (1:47)
HU	4	0:12	Kaymon Farmer 1 yd pass from Ryan Polite	Joel Carlos kick	14-80 (2:46)
HU	OT1		Franky Okafor 33 yd pass from Ryan Polite	Joel Carlos kick	8-25
HU	OT2		Kaymon Farmer 12 yd pass from Ryan Polite	Joel Carlos kick	5-25
HU	OT3		Asanti McCrae 15 yd run	Polite-to-Okafor Pass Good	4-25
HU	OT4		Joel Carlos 35 yd field goal		4-7
ATU	1	9:42	Bryce Steele 9 yd pass from Ryan Polite	Joel Carlos kick blocked (Ret)	6-82 (2:14)
ATU	2	13:29	Ronnie Green 23 yd run	Joel Carlos kick	8-71 (2:15)
ATU	2	11:06	Raheem Wilson 64 yd interception	Joel Carlos kick	
ATU	3	10:39	Joel Carlos 31 yd field goal		10-62 (4:12)
ATU	3	5:33	Kieron Hardrick 3 yd pass from Ryan Polite	Joel Carlos kick	8-47 (3:29)
ATU	4	12:03	Ronnie Green 3 yd pass from Ryan Polite	Joel Carlos kick	14-73 (5:21)
SAU	1	12:01	Dru Smith 1 yd run	Joel Carlos kick	8-52 (2:59)
SAU	2	2:16	Devlon Wortham 1 yd run	Joel Carlos kick	5-73 (1:59)
SAU	3	11:17	Devlon Wortham 3 yd run	Joel Carlos kick	10-75 (3:43)
SAU	3	1:26	Nick Sioson 8 yd pass from Ryan Polite	Joel Carlos kick	8-52 (3:36)
SAU	4	4:50	Devlon Wortham 2 yd run	Joel Carlos kick	7-39 (4:04)
UAM	1	14:39	Kevin Jones 11 yd fumble recovery	Joel Carlos kick	
UAM	2	14:52	Ronnie Green 1 yd run	Joel Carlos kick blocked	8-80 (3:34)
UAM	2	5:30	Ronnie Green 9 yd pass from Ryan Polite	Devlon Wortham rush failed	12-48 (5:57)
UAM	3	9:18	Kaymon Farmer 9 yd pass from Ryan Polite	Joel Carlos kick failed	11-68 (5:41)
UAM	3	4:48	Ryan Polite 15 yd run	Ryan Polite pas failed	6-47 (2:56)
UAM	4	9:05	Devlon Wortham 1 yd run	Ryan Polite rush failed	11-70 (5:47)

## 2015 OPPONENT SCORING DRIVES

Opp.	Qtr	Time	Play	PAT	Plays-Yds (TOP)
HSU	2	12:32	Ryan McDonald 3 yd run	Houston Ray kick	7-65 (2:18)
HSU	2	3:10	JaVante Mack 10 yd pass from Dallas Hardison	Houston Ray kick	1-10 (0:07)
HSU	3	8:31	Jaquan Cole 10 yd run	Houston Ray kick blocked	4-31 (1:16)
HSU	4	11:32	Houston Ray 30 yd field goal		11-54 (4:16)
OBU	1	13:38	Kris Oliver 43 yd run	Cole Antley kick	4-69 (1:22)
OBU	1	4:10	Brandon Marks 3 yd run	Cole Antley kick	7-72 (1:57)
OBU	2	8:55	Brandon Marks 4 yd run	Cole Antley kick	6-75 (2:35)
OBU	2	0:26	Kris Oliver 1 yd run	Cole Antley kick	6-76 (1:58)
OBU	3	0:24	Kris Oliver 20 yd run	Cole Antley kick	10-92 (4:33)
OBU	4	9:53	Ke'Vontae Pope 90 yd kickoff return	Cole Antley kick	
OKBU	2	1:50	Jacques Henderson 21 yd run	Trey Tully kick blocked	2-32 (0:12)
OKBU	3	11:17	Brynden Pitzer 73 yd interception	Woodard pass to Kinsey	
OKBU	3	4:32	Josh Pettijohn 45 yd pass from Dez Stegall	Team rush failed	2-57 (0:36)
OKBU	4	14:50	Derek Serowski 50 yd pass from Cooper Koons	Trey Tully kick	4-61 (1:24)
SNU	1	12:04	Terence Olds 3 yd run	Carlos Anguiano kick	7-58 (2:56)
NWOSU	1	4:06	Reid Miller 17 yd run	Will Hawkins kick	6-35 (1:44)
NWOSU	1	1:35	Jason Jeanty 29 yd pass from Reid Miller	Will Hawkins kick	1-29 (0:08)
NWOSU	2	14:36	Zachry Doyle 5 yd pass from Reid Miller	Will Hawkins kick	2-16 (0:24)
NWOSU	3	4:23	Arte' Miura 45 yd pass from Reid Miller	Will Hawkins kick	4-60 (1:34)
NWOSU	4	12:31	Will Hawkins 21 yd field goal		13-39 (5:20)
HU	1	9:55	Zach Shelley 58 yd run	Tristan Parsley kick	4-67 (2:17)
HU	1	0:45	Michael Latu 4 yd run	Tristan Parsley kick	4-81 (1:58)
HU	2	10:29	Dwayne Carter 41 yd run	Tristan Parsley kick	5-90 (2:30)
HU	3	1:59	Dwayne Carter 2 yd run	Tristan Parsley kick	6-74 (3:04)
HU	3	1:03	Park Parish 1 yd run	Tristan Parsley kick	3-14 (0:51)
HU	OT1		Zach Shelley 4 yd run	Tristan Parsley kick	4-25
HU	OT2		Matt Tenison 25 yd run	Tristan Parsley kick	1-25
HU	OT3		Matt Tenison 2 yd run	Park Parish run	7-25
HU	OT4		Park Parish 1 yd run		5-25
ATU	1	12:01	K Thompson 10 yd run	Eric Perez kick	3-16 (0:33)
ATU	1	9:42	Cua' Rose 98 yd PAT return		
ATU	1	5:52	K Thompson 6 yd run	Eric Perez kick	11-64 (3:50)
ATU	1	0:46	Chris Eastburn 57 yd pass from Arsenio Favor	Eric Perez kick	3-65 (1:22)
ATU	2	13:29	Bryan Allen 15 yd run	Eric Perez kick failed	6-91 (1:35)
ATU	2	5:39	Arsenio Favor 2 yd run	Eric Perez kick	9-50 (3:49)
ATU	2	1:02	K Thompson 1 yd run	Eric Perez kick	10-77 (2:44)
ATU	3	2:24	Luke Starks 14 yd pass from Arsenio Favor	Eric Perez kick	8-73 (5:21)
ATU	4	2:22	K Thompson 8 yd run	Eric Perez kick	5-35 (2:44)
SAU	4	12:37	Tevin McDonald 2 yd run	Bradford Grems kick	11-69 (3:44)
SAU	4	8:57	Garrett Turnbull 9 yd pass from Barrett Renner	Bradford Grems kick failed	11-78 (2:31)

# Last Meeting



<b>Southeastern</b>	<b>18</b>
<b>East Central</b>	<b>15</b>

Nov. 15, 2014 | Ada, Okla. | Norris Field/Koi Ishto Stadium

ADA, Okla. – Southeastern forced five turnovers, and Ryan Polite threw for a pair of touchdowns as Southeastern topped rival East Central 18-15 in the Great American Classic presented by Landmark Bank in Ada, Okla.

Raheem Wilson was named the Landmark Bank Player of the Game for Southeastern, while Carson Hyles earned the honor for the Tigers. Each school will have a donation made to the general scholarship fund in the name of the players.

Wilson paced the defense with 13 tackles on the contest and a pair of interceptions. Eddrick Loftin added 11 stops, an interception and a forced fumble, while Chad Tucker added a pick and a forced fumble, and Malique Earl recovered a fumble.

The Storm offense rushed for 144 yards on the day, led by 62 yards from Devlon Wortham, while Ronnie Green added 50 yards and Polite ran for 30. Polite did not have one of his best days passing, completing 10-of-22 for 81 yards, but he did connect on a pair of touchdowns.

The first score was to Nick Sioson and the second was to Kaymon Farmer who each had two catches. Anthony also had a pair of catches and a team-best 26 yards receiving.

SE led 18-9 heading into the fourth quarter, but ECU would rally behind backup quarterback Hyles in the fourth quarter as the Tigers would march 96 yards on seven plays as Hyles went 5-of-6 on the drive, ending on a two yard TD toss to David Moore. The PAT would miss wide left and the Storm would hold onto an 18-15 lead.

ECU would drive to the SE 21 yard line and attempt a kick which was blocked, but the Storm was hit with a running into the kicker penalty which moved the ball to the 17 yard line and gave the Tigers another chance at the field goal. That attempt was blocked by Thomas Curry which would preserve the 18-15 win.

Score by Quarters	1	2	3	4	Score
Southeastern Okla...	2	13	3	0	18
East Central.....	0	3	6	6	15

Record: (7-4,6-4)  
Record: (6-4,6-4)

### Scoring Summary:

1st ...00:16 SOSU - TEAM safety. , SOSU 2 - ECU 0  
 2nd ...12:44 SOSU - Nick Sioson 6 yd pass from Ryan Polite (Jake Walters kick), 8-34 2:22, SOSU 9 - ECU 0  
 ...03:17 SOSU - Kaymon Farmer 9 yd pass from Ryan Polite (Jake Walters kick blocked), 6-31 2:13, SOSU 15 - ECU 0  
 ...00:27 ECU - David Massuere 35 yd field goal, 12-55 2:33, SOSU 15 - ECU 3  
 3rd ...03:15 SOSU - Jake Walters 31 yd field goal, 4-11 0:05, SOSU 18 - ECU 3  
 ...00:36 ECU - Spencer Bond 18 yd run (Spencer Bond pass failed), 6-39 2:30, SOSU 18 - ECU 9  
 4th ...01:54 ECU - David Moore 2 yd pass from Carson Hyles (David Massuere kick failed), 7-96 2:10, SOSU 18 - ECU 15

	SOSU	ECU
FIRST DOWNS.....	14	22
RUSHES-YARDS (NET).....	48-144	46-128
PASSING YDS (NET).....	81	217
Passes Att-Comp-Int.....	22-10-0	31-18-4
TOTAL OFFENSE PLAYS-YARDS.....	70-225	77-345
Fumble Returns-Yards.....	0-0	0-0
Punt Returns-Yards.....	1-0	1-2
Kickoff Returns-Yards.....	2-42	4-119
Interception Returns-Yards....	4-28	0-0
Punts (Number-Avg).....	8-40.0	4-32.2
Fumbles-Lost.....	0-0	2-1
Penalties-Yards.....	15-122	13-132
Possession Time.....	33:00	26:55
Third-Down Conversions.....	4 of 17	5 of 14
Fourth-Down Conversions.....	2 of 4	1 of 2
Red-Zone Scores-Chances.....	3-4	3-4
Sacks By: Number-Yards.....	4-20	3-29

RUSHING: Southeastern Okla.-Devlon Wortham 21-62; Ronnie Green 12-50; Ryan Polite 12-30; Xavier Smith 1-6; TEAM 2-minus 4. East Central-JoJo Snell 17-81; Jamal Hall 13-61; Spencer Bond 14-21; Carson Hyles 1-minus 4; TEAM 1-minus 31.

PASSING: Southeastern Okla.-Ryan Polite 10-22-0-81. East Central-Spencer Bond 11-20-4-62; Carson Hyles 7-9-0-155; TEAM 0-2-0-0.

RECEIVING: Southeastern Okla.-Anthony Foster 2-26; Kaymon Farmer 2-18; Nick Sioson 2-12; James Revada 1-13; Franky Okafor 1-5; Layton Dworaczyk 1-4; Ronnie Green 1-3. East Central-David Moore 4-68; Gerald Pickett 4-28; Michael Allen 3-18; Randall Case 2-63; Nathan Pickett 2-18; Juwan Dotson 1-27; Dezmon Jackson 1-minus 2; Jamal Hall 1-minus 3.

INTERCEPTIONS: Southeastern Okla.-Raheem Wilson 2-2; Chad Tucker 1-26; Eddrick Loftin 1-0. East Central-None.

FUMBLES: Southeastern Okla.-None. East Central-JoJo Snell 1-0; Michael Allen 1-1.

Stadium: Koi Ishto/Norris Fie Attendance: 3715

Kickoff time: 2:00 pm End of Game: 5:11 pm Total elapsed time: 3:11

Officials: Referee: Rick Ford; Umpire: Eddie Albritton; Linesman: Kevin Akin; Line judge: Tommy Little; Back judge: Kenny Stabler; Field judge: Mark Tuggle; Side judge: Rodney Hamilton;

# Southeastern's Record When...

	2015	Atterberry
September	2-2	3-5
October	2-3	6-3
November	1-0	3-1
December	0-0	0-1
Total	5-5	12-10
<b>In Conference...</b>		
at home	3-2	7-3
on the road	2-3	4-6
neutral	0-0	0-0
Total	5-5	11-9
<b>In Non-Conference...</b>		
at home	0-0	1-0
on the road	0-0	0-0
neutral (includes bowls)	0-0	0-1
Total	0-0	1-1
<b>Versus Ranked Opponents...</b>		
at home	0-0	0-0
on the road	0-1	0-3
neutral (includes postseason)	0-0	0-0
Total	0-1	0-3
<b>In Games...</b>		
decided by 3 pts or less	0-1	2-2
decided by 7 pts or less	0-3	3-5
decided by 14 points or more	2-2	6-4
decided by 28 points or more	2-0	4-2
Leading at halftime	4-0	10-0
Leading after 3 quarters	4-0	10-0
<b>When Scoring...</b>		
less than 20 points	1-2	2-4
20+ points	4-2	8-4
30+ points	4-2	6-2
40+ points	2-2	6-2
50+ points	0-1	2-1
60+ points	0-1	0-1
<b>When Allowing...</b>		
10 or fewer points	3-0	7-0
20 or fewer points	4-0	9-0
25+ points	1-4	2-9
<b>With...</b>		
400+ yards total offense	3-3	7-5
500+ yards total offense	1-0	2-1
600+ yards total offense	1-0	2-0
less than 100 yards rush	0-2	2-3
100+ yards rushing	5-3	10-7
200+ yards rushing	3-0	5-2
300+ yards rushing	1-0	2-1
100-yard rusher	3-0	5-2
100-yard receiver	0-3	1-5
100-yard rusher & receiver	0-0	0-1
less than 200 yards pass	2-0	4-2
300+ yards passing	1-3	3-4
400+ yards passing	0-0	0-0
500+ yards passing	0-0	0-0
300-yard passer	1-2	3-3
400-yard passer	0-0	0-0
500-yard passer	0-0	0-0
no turnovers	1-1	3-1
<b>When Allowing...</b>		
less than 200 total yards	3-0	4-0
less than 300 total yards	3-1	8-1
less than 400 total yards	5-2	11-2
400+ yards total offense	0-3	1-8
less than 100 yards rushing	4-0	6-0
100+ yards rushing	1-5	6-10
less than 100 yards passing	3-2	3-3
less than 200 yards passing	3-3	8-4
less than 300 yards passing	4-3	10-6
300+ yards passing	1-0	2-2

# The Last Time...

...a shutout occurred  
 by SOSU – at Arkansas-Monticello (37-0), Nov. 7, 2015 (Last Game)  
 vs. SOSU – Tarleton State (41-0), Sept. 23, 2000 (162 games)

...a pass interception was returned for a touchdown  
 by SOSU – 64 yards, Raheem Wilson, at Arkansas Tech, Oct. 24, 2015 (3 games)  
 vs. SOSU – 73 yards, Brynden Pitzer, vs. Oklahoma Baptist, Sept. 19, 2015 (8 games)

...a punt was returned for a touchdown  
 by SOSU – 53 yards, Asanti McCrae, at Southern Nazarene, Sept. 26, 2015 (7 games)  
 vs. SOSU – 82 yards, Darius Lane, at Harding, Nov. 1, 2014 (14 games)

...a fumble was returned for a touchdown  
 by SOSU – 11 yards, Kevin Jones, At Arkansas-Monticello, Nov. 7, 2015 (Last game)  
 vs. SOSU – 3 yards, Trevon Del Rio, at Henderson State, Sept. 18, 2014 (20 games)

...a kickoff was returned for a touchdown  
 by SOSU – 87 yards, Brandon Bryant vs. Northeastern State, Oct. 8, 2011 (49 games)  
 vs. SOSU – 90 yards, Ke'Vontae Pope, at Ouachita Baptist, Sept. 12, 2015 (9 games)

...a safety was recorded  
 by SOSU – vs. Southwestern Oklahoma State, Oct. 3, 2015 (6 games)  
 vs. SOSU – vs. Arkansas Tech, Nov. 8, 2014 (13 games)

...a team was held to less than 200 yards of total offense  
 by SOSU – 97 yards, at Arkansas-Monticello, Nov. 7, 2015 (Last game)  
 vs. SOSU – 136 yards, at Central Oklahoma, Oct. 11, 2008 (78 games)

...a team gained more than 500 yards of total offense  
 by SOSU – 606 yards, at Southern Nazarene, Sept. 26, 2015 (7 games)  
 vs. SOSU – 567 yards, at Arkansas Tech, Oct. 24, 2015 (3 games)

...a team passed for less than 100 yards  
 by SOSU – 81 yards, at East Central, Nov. 15, 2014 (12 games)  
 vs. SOSU – 46 yards, at Arkansas-Monticello, Nov. 7, 2015 (Last games)

...a team was held to less than 100 yards rushing  
 by SOSU – 97 yards, vs. Southwestern Oklahoma State, Oct. 3, 2015 (6 games)  
 vs. SOSU – 51 yards, at Arkansas-Monticello, Nov. 7, 2015 (Last game)

...a team passed for more than 400 yards  
 by SOSU – 462 yards vs. Texas A&M-Kingsville, Sept. 22, 2007 (91 games)  
 vs. SOSU – 400 yards, vs. Arkansas-Monticello, Sept. 13, 2014 (22 games)

...a team scored more than 50 points  
 by SOSU – 60 points, vs. Harding, Oct. 17, 2015 (4 games)  
 vs. SOSU – 57 points, at Arkansas Tech, Oct. 24, 2015 (3 games)

...a team rushed for 200 yards  
 by SOSU – 261 yards, at Arkansas-Monticello, Nov. 7, 2015 (Last game)  
 vs. SOSU – 388 yards, at Arkansas Tech, Oct. 24, 2015 (3 games)

...an individual rushed for 100 yards  
 by SOSU – 103 yards, Ronnie Green, at Arkansas-Monticello, Nov. 7, 2015 (Last game)  
 vs. SOSU – 158 & 105, Bryan Allen & K Thompson, at Arkansas Tech, Oct. 24, 2015 (3 games)

...an individual rushed for 200 yards  
 by SOSU – 228 yards, Devlon Wortham, at Southern Arkansas, Sept. 6, 2014 (22 games)  
 vs. SOSU – 264 yards, LaVance Taylor, vs. Central Missouri, Dec. 6, 2014 (11 games)

...an individual passed for 300 yards  
 by SOSU – 398 yards, Ryan Polite, vs. Harding, Oct. 17, 2015 (4 games)  
 vs. SOSU – 320 yards, Barrett Renner, vs. Southern Nazarene, Oct. 31, 2015 (2 games)

...an individual passed for more than 400 yards  
 by SOSU – 462 yards, Kolby Williams vs. Texas A&M-Kingsville, Sept. 22, 2007 (91 games)  
 vs. SOSU – 413 yards, Tyler Sykora, vs. Southern Arkansas, Sept. 5, 2013 (33 games)

...an individual had 100 yards receiving  
 by SOSU – 177 yards, Franky Okafor, vs. Harding, Oct. 17, 2015 (4 game)  
 vs. SOSU – 111 yards, Tanner White, vs. Southern Arkansas, Oct. 31, 2015 (2 games)

...an individual scored 3 or more touchdowns  
 by SOSU – 3 TD runs, Devlon Wortham, vs. Southern Arkansas, Oct. 31, 2015 (2 games)  
 vs. SOSU – 4 TD runs, K Thompson, at Arkansas Tech, Oct. 24, 2015 (3 games)

...an individual throws 4 or more touchdowns in a game  
 by SOSU – 4 passes, Nick Sioson, vs. Henderson State, Sept. 21, 2013 (29 games)  
 vs. SOSU – 4 passes, Hayden Hawk, vs. Central Missouri, Dec. 6, 2014 (10 games)

## TURNOVER MARGIN/POINTS OFF TURNOVERS

Takeaways			Giveaways			+/-
Fmb Rec.	Int.	Total	Fmb lost	Int. thr.	Total	Difference
<b>15</b>	<b>13</b>	<b>28</b>	<b>11</b>	<b>10</b>	<b>21</b>	<b>+7</b>
<b>SE Points off Turnover</b>			<b>Opp. Points off Turnover</b>			<b>Margin</b>
<b>87</b>			<b>62</b>			<b>+25</b>

# By Situation

All Games	5-5
Home Games	3-2
Away Games	2-3
Neutral Games	0-0
Overtime Games	0-1
GAC Conference Games	5-5
Day Games	3-3
Night Games	2-2
September Games	2-2
October Games	2-3
November Games	1-0
December Games	0-0
Playing on Natural Grass	1-1
Playing on Artificial Turf	4-4
SOSU wins Coin Toss	2-4
Opponent wins Coin Toss	3-1
SOSU led after First Quarter	4-1
SOSU led at Halftime	5-0
SOSU led after Three Quarters	5-0
SOSU scores First	4-1
SOSU scores on First Possession	2-0
Opponent scores on First Possession	1-2
SOSU has more Total Yards	5-3
SOSU has more Rushing Yards	5-1
SOSU has more Passing Yards	4-5
SOSU has less Turnovers than Opponent	4-2
SOSU has same Turnovers as Opponent	0-0
SOSU has less Penalties than Opponent	0-4
SOSU has same Penalties as Opponent	1-0
SOSU has more Time of Possession	5-3
SOSU has 100-yard Rusher	3-0
Opponent has 100-yard Rusher	0-3
SOSU has 100-yard Receiver	0-3
Opponent has 100-yard Receiver	1-0
SOSU has 200-yard Passer	3-5
Opponent has 200-yard Passer	1-1
SOSU scores 20 points or more	4-3
Opponent scores 20 points or more	1-5
SOSU Defense or Special Teams scores a TD	3-2

# Red Zone

Game	SOSU/Opponent
Henderson State	2-4 (1 TD, 1 FG)/4-4 (3 TD, 1 FG)
at Ouachita Baptist	4-6 (4 TD)/4-5 (4 TD)
Oklahoma Baptist	5-6 (3 TD, 2 FG)/0-2
at Southern Nazarene	3-5 (3 TD)/1-1 (1 TD)
vs. Southwestern Oklahoma St.	2-5 (2 FG)/0-1
at Northwestern Okla. St.	3-4 (2 TD, 1 FG)/3-5 (2 TD, 1 FG)
vs. Harding	9-9/(8 TD, 1 FG)/6-8 (6 TD)
at Arkansas Tech	4-4 (3 TD, 1 FG)/7-7 (6 TD, 1 FG)
vs. Southern Arkansas	5-6 (5 TD)/2-4 (2 TD)
at Arkansas-Monticello	5-6 (5 TD)/0-1

2015 Total..... 42-55 (34 TD, 8 FG)/27-38 (25 TD, 2 FG)  
 2015 Total RZ Points ..... 253/178

# 2015 Long Plays

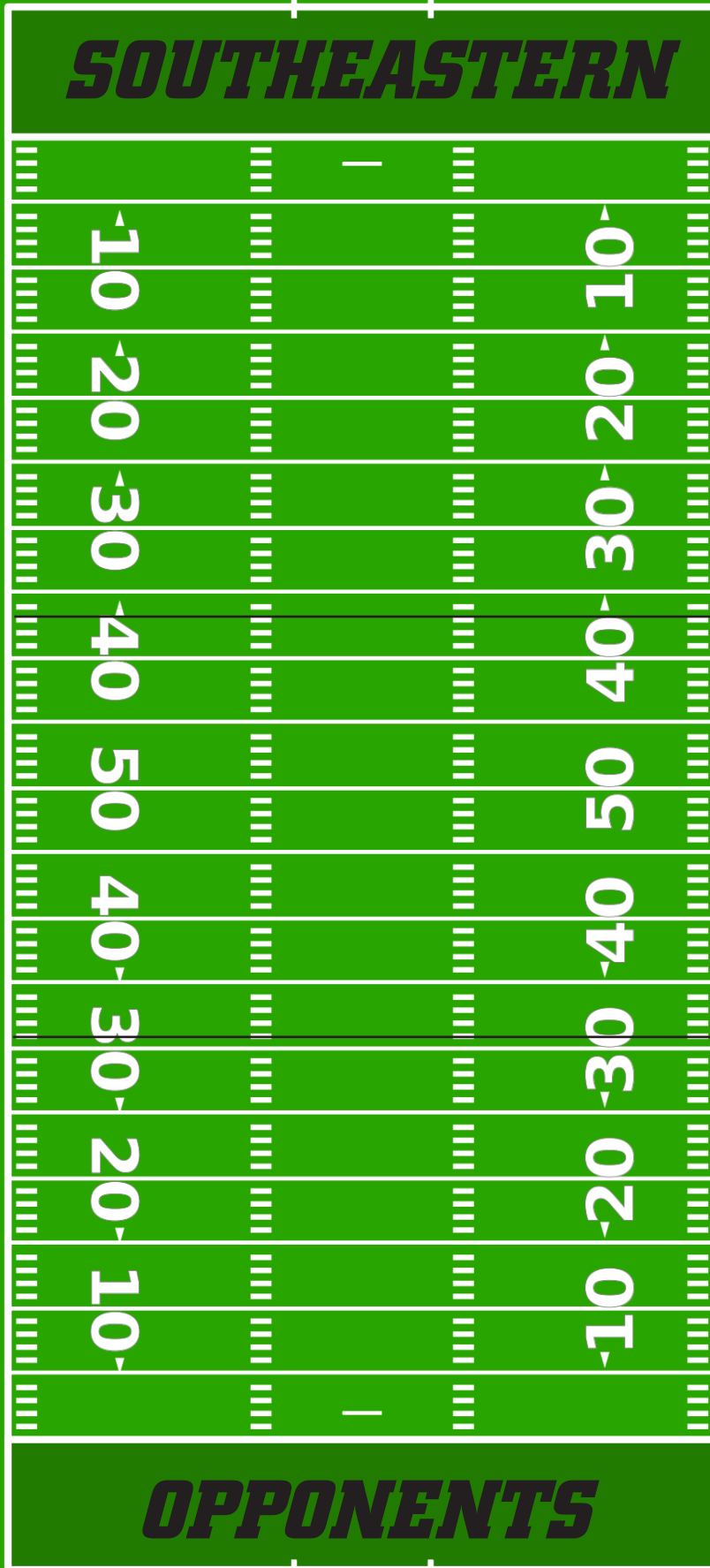
## By Southeastern

Run	58 yds (TD), Ronnie Green, at SNU
Pass	50 yds, Polite to Grayson, at OBU
Field Goal	37 yds, Jake Walters, vs. HSU
Kick Return	62 yds, Chance Grayson, vs. HU
Punt Return	53 yds (TD), Asanti McCrae, at SNU
Interception Return	67 yds (TD), Raheem Wilson, vs. HSU
Fumble Return	73 yds (TD), Thomas Curry, at OBU
Punt	57 yds, Joel Carlos, vs. SWOSU

## By Opponent

Run	58 yds, Zach Shelley, vs. HU
Pass	66 yds, Renner to Dews, vs. SAU
Field Goal	30 yds, Houston Ray, vs HSU
Kick Return	90 yds, Ke'Vontae Pope, at OBU
Punt Return	17 yds, Shaquille Hunter, at OBU
Interception Return	73 yds, Brynden Pitzer, vs OKBU
Fumble Return	71 yds, Donovan McLeod, vs. HSU
Punt	61 yds, Tanner Hudson, vs. SAU

## Average Starting Field Position



### Average SE Starting Field Position by Situation

Situation	# Drives	Avg. Pos.
Post Kickoff	50	Own 29.9
Post Punt	54	Own 36.4
Post Miss FG	4	Own 20.0
Post Fumble	15	Opp. 47.8
Post INT	12	Opp. 48.4
TO on Downs	8	Own 40.8
<b>Total</b>	<b>143</b>	<b>Own 36.8</b>

All SE Drives (143 total drive starts)

All Opp. Drives (138 total drive starts)

### Average Opp Starting Field Position by Situation

Situation	# Drives	Avg. Pos.
Post Kickoff	54	Own 30.7
Post Punt	47	Own 25.1
Post Miss FG	3	Own 15.3
Post Fumble	11	SE 43.4
Post INT	11	Own 39.6
TO on Downs	11	Own 30.6
<b>Total</b>	<b>138</b>	<b>Own 31.0</b>

## Team Statistics

### Southeastern Okla. Overall Team Statistics (as of Nov 07, 2015) All games

Team Statistics	SOSU	OPP
SCORING	330	263
Points Per Game	33.0	26.3
Points Off Turnovers	88	61
FIRST DOWNS	241	175
Rushing	93	91
Passing	119	66
Penalty	29	18
RUSHING YARDAGE	1639	1793
Yards gained rushing	1905	2104
Yards lost rushing	266	311
Rushing Attempts	437	376
Average Per Rush	3.8	4.8
Average Per Game	163.9	179.3
TDs Rushing	21	26
PASSING YARDAGE	2666	1501
Comp-Att-Int	234-394-10	139-270-13
Average Per Pass	6.8	5.6
Average Per Catch	11.4	10.8
Average Per Game	266.6	150.1
TDs Passing	18	9
TOTAL OFFENSE	4305	3294
Total Plays	831	646
Average Per Play	5.2	5.1
Average Per Game	430.5	329.4
KICK RETURNS: #-Yards	33-667	40-780
PUNT RETURNS: #-Yards	18-150	13-47
INT RETURNS: #-Yards	13-217	10-97
KICK RETURN AVERAGE	20.2	19.5
PUNT RETURN AVERAGE	8.3	3.6
INT RETURN AVERAGE	16.7	9.7
FUMBLES-LOST	15-11	21-15
PENALTIES-Yards	92-810	86-687
Average Per Game	81.0	68.7
PUNTS-Yards	47-1769	54-2002
Average Per Punt	37.6	37.1
Net punt average	34.5	33.9
KICKOFFS-Yards	52-2761	47-2533
Average Per Kick	53.1	53.9
Net kick average	35.2	34.9
TIME OF POSSESSION/Game	33:55	26:05
3RD-DOWN Conversions	73/176	41/128
3rd-Down Pct	41%	32%
4TH-DOWN Conversions	16/28	7/19
4th-Down Pct	57%	37%
SACKS BY-Yards	19-154	15-91
MISC YARDS	0	0
TOUCHDOWNS SCORED	45	37
FIELD GOALS-ATTEMPTS	8-11	2-6
ON-SIDE KICKS	3-5	0-0
RED-ZONE SCORES	(42-55) 76%	(27-38) 71%
RED-ZONE TOUCHDOWNS	(34-55) 62%	(25-38) 66%
PAT-ATTEMPTS	(32-38) 84%	(29-33) 88%
ATTENDANCE	14054	8805
Games/Avg Per Game	5/2811	5/1761
Neutral Site Games		0/0

Score by Quarters	1st	2nd	3rd	4th	OT	Total
Southeastern Okla.	62	83	74	86	25	330
Opponents	72	68	55	40	28	263

## Individual Statistics

### The Automated ScoreBook Southeastern Okla. Individual Season/Career Statistics (as of Nov 07, 2015) All games

	SEASON									CAREER								
<b>Rushing</b>	gp	att	gain	loss	net	avg	td	lg	avg/g	gp	att	gain	loss	net	avg	td	lg	avg/g
Ronnie Green	10	147	744	49	695	4.7	9	58	69.5	22	288	1391	83	1308	4.5	14	58	59.5
Devlon Wortham	8	69	289	23	266	3.9	4	21	33.2	30	398	2290	72	2218	5.6	26	87	73.9
Nelson Akinwande	6	68	269	7	262	3.9	2	37	43.7	27	196	815	36	779	4.0	7	37	28.9
Ryan Polite	10	88	337	106	231	2.6	3	29	23.1	22	206	785	255	530	2.6	8	29	24.1
Kieron Hardrick	6	21	113	3	110	5.2	0	34	18.3	6	21	113	3	110	5.2	0	34	18.3
Asanti McCrae	10	12	94	5	89	7.4	1	40	8.9	10	12	94	5	89	7.4	1	40	8.9
Dru Smith	6	7	33	0	33	4.7	1	10	5.5	18	10	54	0	54	5.4	1	10	3.0
Franky Okafor	10	3	16	0	16	5.3	1	9	1.6	21	3	16	0	16	5.3	1	9	0.8
Kaymon Farmer	10	3	6	0	6	2.0	0	6	0.6	33	30	117	12	105	3.5	1	16	3.2
Ty Miller	10	2	4	0	4	2.0	0	2	0.4	26	2	4	0	4	2.0	0	2	0.2
Anterric Maxey-Meshi	9	1	0	0	0	0.0	0	0	0.0	9	1	0	0	0	0.0	0	0	0.0
Chance Grayson	9	1	0	2	-2	-2.0	0	0	-0.2	28	1	0	2	-2	-2.0	0	0	-0.1
Joel Carlos	10	1	0	10	-10	-10.0	0	0	-1.0	10	1	0	10	-10	-10.0	0	0	-1.0
TEAM	9	14	0	61	-61	-4.4	0	0	-6.8									
Total	10	437	1905	266	1639	3.8	21	58	163.9									
Opponents	10	376	2104	311	1793	4.8	26	58	179.3									
<b>Passing</b>	gp	effic	comp-att-int	pct	yds	td	lg	avg/g	gp	effic	comp-att-int	pct	yds	td	lg	avg/g		
Ryan Polite	10	128.38	232-384-10	60.4	2638	18	50	263.8	22	127.97	446-753-23	59.2	5256	37	79	238.9		
Dru Smith	6	23.67	1-6-0	16.7	5	0	5	0.8	18	77.16	8-20-1	40.0	73	1	15	4.1		
TEAM	9	0.00	0-2-0	0.0	0	0	0	0.0										
Kaymon Farmer	10	0.00	0-1-0	0.0	0	0	0	0.0	33	205.40	1-2-0	50.0	37	0	37	1.1		
Nick Sioson	10	293.20	1-1-0	100.0	23	0	23	2.3	42	119.22	314-548-17	57.3	3541	23	89	84.3		
Total	10	126.23	234-394-10	59.4	2666	18	50	266.6										
Opponents	10	99.55	139-270-13	51.5	1501	9	66	150.1										
<b>Receiving</b>	gp	no.	yds	avg	td	lg	avg/g	gp	no.	yds	avg	td	lg	avg/g				
Kaymon Farmer	10	58	498	8.6	6	25	49.8	33	183	1683	9.2	14	40	51.0				
Franky Okafor	10	55	758	13.8	7	41	75.8	21	88	1267	14.4	9	74	60.3				
Ronnie Green	10	27	355	13.1	1	36	35.5	22	30	412	13.7	1	45	18.7				
Ty Miller	10	23	314	13.7	0	45	31.4	26	33	427	12.9	1	54	16.4				
Bryce Steele	8	19	257	13.5	1	49	32.1	14	23	348	15.1	1	49	24.9				
Chance Grayson	9	12	188	15.7	0	50	20.9	28	13	196	15.1	1	50	7.0				
Anterric Maxey-Meshi	9	11	110	10.0	0	31	12.2	9	11	110	10.0	0	31	12.2				
Nick Sioson	10	8	49	6.1	2	8	4.9	42	18	134	7.4	4	20	3.2				
Connor Fuentes	8	7	67	9.6	0	28	8.4	14	10	121	12.1	0	28	8.6				
Jordan Gill	9	3	26	8.7	0	18	2.9	15	6	80	13.3	0	24	5.3				
Nelson Akinwande	6	3	16	5.3	0	11	2.7	27	8	55	6.9	0	11	2.0				
Lucas Liggins	8	3	11	3.7	0	6	1.4	8	3	11	3.7	0	6	1.4				
Kieron Hardrick	6	2	7	3.5	1	4	1.2	6	2	7	3.5	1	4	1.2				
James Revada	5	2	6	3.0	0	5	1.2	17	5	37	7.4	0	13	2.2				
Asanti McCrae	10	1	4	4.0	0	4	0.4	10	1	4	4.0	0	4	0.4				
Total	10	234	2666	11.4	18	50	266.6											
Opponents	10	139	1501	10.8	9	66	150.1											
<b>Total Offense</b>	g	plays	rush	pass	total	avg/g	g	plays	rush	pass	total	avg/g						
Ryan Polite	10	472	231	2638	2869	286.9	22	959	530	5256	5786	263.0						
Ronnie Green	10	147	695	0	695	69.5	22	288	1308	0	1308	59.5						
Devlon Wortham	8	69	266	0	266	33.2	30	398	2218	0	2218	73.9						
Nelson Akinwande	6	68	262	0	262	43.7	27	196	779	0	779	28.9						
Kieron Hardrick	6	21	110	0	110	18.3	6	21	110	0	110	18.3						
Asanti McCrae	10	12	89	0	89	8.9	10	12	89	0	89	8.9						
Dru Smith	6	13	33	5	38	6.3	18	30	54	73	127	7.1						
Nick Sioson	10	1	0	23	23	2.3	42	642	17	3541	3558	84.7						
Franky Okafor	10	3	16	0	16	1.6	21	3	16	0	16	0.8						
Kaymon Farmer	10	4	6	0	6	0.6	33	32	105	37	142	4.3						
Ty Miller	10	2	4	0	4	0.4	26	2	4	0	4	0.2						
Chance Grayson	9	1	-2	0	-2	-0.2	28	1	-2	0	-2	-0.1						
Joel Carlos	10	1	-10	0	-10	-1.0	10	1	-10	0	-10	-1.0						
TEAM	9	16	-61	0	-61	-6.8												
Total	10	831	1639	2666	4305	430.5												
Opponents	10	646	1793	1501	3294	329.4												

## Individual Statistics

### The Automated ScoreBook Southeastern Okla. Individual Season/Career Statistics (as of Nov 07, 2015) All games

Scoring	SEASON						CAREER											
	td	fg	kick	PAT			td	fg	kick	PAT								
				rush	rcv	pass	dxp	saf	pts				rush	rcv	pass	dxp	saf	pts
Ronnie Green	10	-	-	-	-	-	-	-	60	15	-	-	-	-	-	-	-	90
Franky Okafor	8	-	-	-	1	-	-	-	50	10	-	-	-	1	-	-	-	62
Kaymon Farmer	6	-	-	-	-	-	-	-	36	15	-	-	-	-	-	-	-	90
Joel Carlos	-	5-8	19-23	-	-	-	-	-	34	-	5-8	19-23	-	-	-	-	-	34
Devlon Wortham	4	-	-	0-1	-	-	-	-	24	26	-	-	0-1	-	-	-	-	156
Jake Walters	-	3-3	13-15	-	-	-	-	-	22	-	15-24	54-59	-	-	-	-	-	99
Ryan Polite	3	-	-	0-1	-	1-3	-	-	18	8	-	-	0-1	-	2-4	-	-	48
Nelson Akinwande	2	-	-	-	-	-	-	-	12	7	-	-	-	-	-	-	-	42
Nick Sioson	2	-	-	-	-	-	-	-	12	4	-	-	-	1	0-4	-	-	26
Raheem Wilson	2	-	-	-	-	-	-	-	12	4	-	-	-	-	-	-	-	24
Asanti McCrae	2	-	-	-	-	-	-	-	12	2	-	-	-	-	-	-	-	12
Thomas Curry	1	-	-	-	-	-	-	-	6	1	-	-	-	-	-	-	-	6
Bryce Steele	1	-	-	-	-	-	-	-	6	1	-	-	-	-	-	-	-	6
Kevin Jones	1	-	-	-	-	-	-	-	6	1	-	-	-	-	-	-	-	6
Dru Smith	1	-	-	-	-	0-2	-	-	6	1	-	-	-	-	1-3	-	-	6
Kieron Hardrick	1	-	-	-	-	-	-	-	6	1	-	-	-	-	-	-	-	6
DeMarius Lavender	1	-	-	-	-	-	-	-	6	1	-	-	-	-	-	-	-	6
TEAM	-	-	-	-	-	-	-	1	2									
Total	45	8-11	32-38	0-2	1	1-5	-	1	330									
Opponents	37	2-6	29-33	1-2	1	1-1	1	-	263									

Punt Returns	no.	yds	avg	td	lg	no.	yds	avg	td	lg
Asanti McCrae	18	150	8.3	1	53	18	150	8.3	1	53
Total	18	150	8.3	1	53					
Opponents	13	47	3.6	0	17					

Kick Returns	no.	yds	avg	td	lg	no.	yds	avg	td	lg
Chance Grayson	12	290	24.2	0	62	48	1164	24.2	0	68
Asanti McCrae	10	197	19.7	0	38	10	197	19.7	0	38
Rob Gardner	5	143	28.6	0	56	5	143	28.6	0	56
Kaymon Farmer	1	8	8.0	0	8	2	28	14.0	0	20
Caden Pratt	1	0	0.0	0	0	1	0	0.0	0	0
Kent London	1	19	19.0	0	19	1	19	19.0	0	19
Kevin Jones	1	6	6.0	0	6	8	91	11.4	0	16
Traivonne Brown	1	0	0.0	0	0	1	0	0.0	0	0
James Revada	1	4	4.0	0	4	3	51	17.0	0	31
Total	33	667	20.2	0	62					
Opponents	40	780	19.5	1	90					

Interceptions	no.	yds	avg	td	lg	no.	yds	avg	td	lg
Raheem Wilson	5	157	31.4	2	67	13	223	17.2	3	67
Kent London	3	0	0.0	0	0	3	0	0.0	0	0
Jacoby Sanders	2	11	5.5	0	11	6	42	7.0	0	26
Orlando Swift	2	43	21.5	0	43	2	43	21.5	0	43
Bobby Jackson	1	6	6.0	0	6	1	6	6.0	0	6
Total	13	217	16.7	2	67					
Opponents	10	97	9.7	1	73					

Fumble Returns	no.	yds	avg	td	lg	no.	yds	avg	td	lg
Thomas Curry	1	73	73.0	1	73	2	72	36.0	1	73
Bobby Jackson	1	10	10.0	0	10	1	10	10.0	0	10
Kevin Jones	1	11	11.0	1	11	1	11	11.0	1	11
DeMarius Lavender	0	0	0.0	1	0	0	0	0.0	1	0
Total	3	94	31.3	3	73					
Opponents	2	73	36.5	0	71					

## Individual Statistics

### The Automated ScoreBook Southeastern Okla. Individual Season/Career Statistics (as of Nov 07, 2015) All games

All Purpose	SEASON								CAREER							
	g	rush	rcv	pr	kr	ir	total	avg/g	g	rush	rcv	pr	kr	ir	total	avg/g
Ronnie Green	10	695	355	0	0	0	1050	105.0	22	1308	412	0	0	0	1720	78.2
Franky Okafor	10	16	758	0	0	0	774	77.4	21	16	1267	0	0	0	1283	61.1
Kaymon Farmer	10	6	498	0	8	0	512	51.2	33	105	1683	0	28	0	1816	55.0
Chance Grayson	9	-2	188	0	290	0	476	52.9	28	-2	196	0	1164	0	1358	48.5
Asanti McCrae	10	89	4	150	197	0	440	44.0	10	89	4	150	197	0	440	44.0
Ty Miller	10	4	314	0	0	0	318	31.8	26	4	427	0	0	0	431	16.6
Nelson Akinwand	6	262	16	0	0	0	278	46.3	27	779	55	0	14	0	848	31.4
Devlon Wortham	8	266	0	0	0	0	266	33.2	30	2218	90	0	0	0	2308	76.9
Bryce Steele	8	0	257	0	0	0	257	32.1	14	0	348	0	0	0	348	24.9
Ryan Polite	10	231	0	0	0	0	231	23.1	22	530	1	0	0	0	531	24.1
Raheem Wilson	10	0	0	0	0	157	157	15.7	33	0	0	23	178	223	424	12.8
Rob Gardner	9	0	0	0	143	0	143	15.9	9	0	0	0	143	0	143	15.9
Kieron Hardrick	6	110	7	0	0	0	117	19.5	6	110	7	0	0	0	117	19.5
Anteric Maxey-M	9	0	110	0	0	0	110	12.2	9	0	110	0	0	0	110	12.2
Connor Fuentes	8	0	67	0	0	0	67	8.4	14	0	121	0	0	0	121	8.6
Nick Sioson	10	0	49	0	0	0	49	4.9	42	17	134	0	0	0	151	3.6
Orlando Swift	9	0	0	0	0	43	43	4.8	22	0	0	-6	0	43	37	1.7
Dru Smith	6	33	0	0	0	0	33	5.5	18	54	0	0	0	0	54	3.0
Jordan Gill	9	0	26	0	0	0	26	2.9	15	0	80	0	0	0	80	5.3
Kent London	10	0	0	0	19	0	19	1.9	13	0	0	0	19	0	19	1.5
Lucas Liggins	8	0	11	0	0	0	11	1.4	8	0	11	0	0	0	11	1.4
Jacoby Sanders	10	0	0	0	0	11	11	1.1	41	0	0	0	0	42	42	1.0
James Revada	5	0	6	0	4	0	10	2.0	17	0	37	0	51	0	88	5.2
Kevin Jones	10	0	0	0	6	0	6	0.6	32	0	0	13	91	0	104	3.2
Bobby Jackson	10	0	0	0	0	6	6	0.6	31	0	0	0	0	6	6	0.2
Joel Carlos	10	-10	0	0	0	0	-10	-1.0	10	-10	0	0	0	0	-10	-1.0
TEAM	9	-61	0	0	0	0	-61	-6.8								
Total	10	1639	2666	150	667	217	5339	533.9								
Opponents	10	1793	1501	47	780	97	4218	421.8								

Field Goals	att	good	long	blkd	att	good	long	blkd
Joel Carlos	8	5	35	1	8	5	35	1
Jake Walters	3	3	37	0	24	15	42	2
Total	11	8	37	1				
Opponents	6	2	30	0				

Punting	no.	yds	avg	lg	blk	no.	yds	avg	lg	blk
Joel Carlos	37	1440	38.9	57	0	37	1440	38.9	57	0
Nick Sioson	10	329	32.9	39	0	26	952	36.6	54	1
Total	47	1769	37.6	57	0					
Opponents	54	2002	37.1	61	0					

Kickoffs	no.	yds	avg	tb	ob	no.	yds	avg	tb	ob
Jake Walters	46	2445	53.2	6	3	135	7340	54.4	23	10
Joel Carlos	6	316	52.7	0	1	6	316	52.7	0	1
Total	52	2761	53.1	6	4					
Opponents	47	2533	53.9	9	1					



## Individual Game by Game Statistics

### The Automated ScoreBook Southeastern Okla. Rushing/Receiving Game-by-Game (as of Nov 07, 2015) All games

RUSHING	No-Yds/TD	HSU	OUA	OBU	SNU	SWOSU	NWOSU	HU	ATU	SAU	UAM
Ronnie Green RB	147-695/9	11-47/1	19-68/1	18-61/1	10-143/1	14-42/0	14-28/0	20-30/2	11-58/2	12-115/0	18-103/1
Devlon Wortham RB	69-266/4	10-26/0	DNP	DNP	10-56/0	5-30/0	3-3/0	-	-	20-71/3	21-80/1
N. Akinwande RB	68-262/2	8-23/0	7-16/1	18-82/1	12-85/0	14-36/0	DNP	DNP	DNP	DNP	9-20/0
Ryan Polite QB	88-231/3	10-16/0	14-30/0	7--2/0	6-46/2	8-14/0	12-23/0	13-19/0	3--2/0	7-22/0	8-65/1
Kieron Hardrick RB	21-110/0	DNP	-	-	-	DNP	DNP	DNP	13-73/0	6-25/0	2-12/0
Asanti McCrae RB	12-89/1	-	-	-	6-75/0	-	1--4/0	5-18/1	-	-	-
Dru Smith QB	7-33/1	-	-	-	1-10/0	DNP	DNP	DNP	DNP	5-15/1	1-8/0
Franky Okafor WR	3-16/1	-	-	-	1-9/1	-	-	-	-	2-7/0	-
Kaymon Farmer WR	3-6/0	-	3-6/0	-	-	-	-	-	-	-	-
Ty Miller WR	2-4/0	-	-	1-2/0	-	-	1-2/0	-	-	-	-
Maxey-Meshileya WR	1-0/0	-	-	-	-	-	DNP	-	1-0/0	-	-
Chance Grayson WR	1--2/0	-	-	-	1--2/0	-	-	-	DNP	-	-
Joel Carlos	1--10/0	-	-	-	-	-	1--10/0	-	-	-	-
TEAM	14--61/0	-	-	3--4/0	1--1/0	1--2/0	-	DNP	1--24/0	2--3/0	6--27/0

RECEIVING	No-Yds/TD	HSU	OUA	OBU	SNU	SWOSU	NWOSU	HU	ATU	SAU	UAM
Franky Okafor WR	55-758/7	5-80/1	8-115/2	3-53/0	4-73/1	5-36/0	9-78/1	12-177/2	5-61/0	3-62/0	1-23/0
Kaymon Farmer WR	58-498/6	9-70/0	7-58/1	7-90/0	4-37/0	6-37/0	2-27/1	8-58/3	5-20/0	7-67/0	3-34/1
Ronnie Green RB	27-355/1	-	3-21/0	2-24/0	2-12/0	4-79/0	8-108/0	3-51/0	1-14/0	1-7/0	3-39/1
Ty Miller WR	23-314/0	2-51/0	3-71/0	5-97/0	-	1-3/0	3-40/0	6-34/0	3-18/0	-	-
Bryce Steele TE	19-257/1	-	-	DNP	1-18/0	1-14/0	4-50/0	3-39/0	8-82/1	2-54/0	DNP
Chance Grayson WR	12-188/0	3-59/0	2-59/0	3-18/0	2-28/0	1-17/0	-	1-7/0	DNP	-	-
Maxey-Meshileya WR	11-110/0	3-13/0	1-29/0	1-12/0	-	2-9/0	DNP	1-4/0	2-37/0	-	1-6/0
Connor Fuentes WR	7-67/0	DNP	DNP	-	1-2/0	-	1-28/0	2-22/0	-	1-5/0	2-10/0
Nick Sioson TE	8-49/2	-	-	1-4/1	-	3-22/0	-	-	-	2-14/1	2-9/0
Jordan Gill WR	3-26/0	1-18/0	2-8/0	-	-	-	-	-	-	DNP	-
N. Akinwande RB	3-16/0	1-4/0	-	-	2-12/0	-	DNP	DNP	DNP	DNP	-
Lucas Liggins FB	3-11/0	-	DNP	1-2/0	1-3/0	-	-	1-6/0	-	-	DNP
Kieron Hardrick RB	2-7/1	DNP	-	-	-	DNP	DNP	DNP	2-7/1	-	-
James Revada FB	2-6/0	-	2-6/0	-	-	DNP	DNP	DNP	DNP	DNP	-
Asanti McCrae RB	1-4/0	-	-	-	-	-	1-4/0	-	-	-	-

### The Automated ScoreBook Southeastern Okla. Passing Game-by-Game (as of Nov 07, 2015) All games

#10 Ryan Polite	Comp	Att	Int	Pct	Yards	TD	Long	Sacked	Effic
Henderson State AR	24	39	1	61.5	295	1	45	2-6	128.41
Ouachita Baptist	28	42	0	66.7	367	3	50	2-15	163.64
Oklahoma Baptist	23	41	3	56.1	300	1	44	3-9	110.98
Southern Nazarene	17	26	1	65.4	185	1	38	0-0	130.15
Southwestern Okla.	23	32	0	71.9	217	0	36	0-0	128.84
Northwestern Okla.	28	53	3	52.8	335	2	28	4-37	107.06
Harding	37	68	1	54.4	398	5	33	3-17	124.90
Arkansas Tech	26	45	1	57.8	239	2	31	1-7	112.61
Southern Arkansas	15	24	0	62.5	204	1	49	0-0	147.65
Arkansas-Monticello	11	14	0	78.6	98	2	22	0-0	184.51
TOTALS	232	384	10	60.4	2638	18	50	15-91	128.38

#18 Dru Smith	Comp	Att	Int	Pct	Yards	TD	Long	Sacked	Effic
Southern Nazarene	0	1	0	0.0	0	0	0	0-0	0.00
Southern Arkansas	1	5	0	20.0	5	0	5	0-0	28.40
TOTALS	1	6	0	16.7	5	0	5	0-0	23.67

#16 Nick Sioson	Comp	Att	Int	Pct	Yards	TD	Long	Sacked	Effic
Arkansas-Monticello	1	1	0	100.0	23	0	23	0-0	293.20
TOTALS	1	1	0	100.0	23	0	23	0-0	293.20

#TM TEAM	Comp	Att	Int	Pct	Yards	TD	Long	Sacked	Effic
Henderson State AR	0	1	0	0.0	0	0	0	0-0	0.00
Arkansas Tech	0	1	0	0.0	0	0	0	0-0	0.00
TOTALS	0	2	0	0.0	0	0	0	0-0	0.00

#9 Kaymon Farmer	Comp	Att	Int	Pct	Yards	TD	Long	Sacked	Effic
Ouachita Baptist	0	1	0	0.0	0	0	0	0-0	0.00
TOTALS	0	1	0	0.0	0	0	0	0-0	0.00

## Individual Game by Game Statistics

### The Automated ScoreBook Southeastern Okla. Tackle For Loss Game-by-Game (as of Nov 07, 2015) All games

TACKLES FOR LOSS	UA-A	Total	HSU	OUA	OBU	SNU	SWOSU	NWOSU	HU	ATU	SAU	UAM
Patrick Howard DL	6-2	7.0	1.0-5	1.0-5	DNP	1.0-1	1.0-1	1.0-2	0.5-1	-	1.5-15	-
Nicholas Sierra LB	4-5	6.5	0.5-2	1.0-12	0.5-1	2.0-8	-	1.5-2	-	-	0.5-2	0.5-1
Trent Hannah LB	4-4	6.0	-	-	1.0-11	DNP	-	3.0-10	0.5-1	1.0-1	0.5-3	-
D. Lavender DL	4-3	5.5	-	1.0-9	0.5-1	-	1.0-2	1.5-6	1.0-1	-	0.5-2	-
Sione Taufahema DE	3-4	5.0	-	-	-	-	0.5-1	0.5-0	-	2.0-13	2.0-19	DNP
Jaden Moore LB	4-1	4.5	-	-	0.5-1	1.0-6	2.0-6	DNP	-	-	1.0-5	-
Clay Waters DL	3-1	3.5	-	-	0.5-1	-	-	-	1.0-1	-	2.0-12	-
Thomas Curry LB	2-2	3.0	-	-	0.5-1	1.0-4	-	-	DNP	1.0-2	0.5-1	-
Adam Curran DL	2-2	3.0	-	-	-	-	0.5-1	2.5-28	-	-	DNP	DNP
Josh Morrison DL	2-2	3.0	1.0-5	-	-	-	-	-	-	0.5-1	1.0-13	0.5-2
Harris Everson DL	1-3	2.5	-	-	0.5-1	1.0-2	0.5-1	-	0.5-0	-	DNP	DNP
Bobby Jackson DB	2-1	2.5	-	-	-	-	-	-	2.0-5	0.5-0	-	-
Jacoby Sanders DB	2-1	2.5	-	-	-	-	1.0-13	-	-	0.5-1	-	1.0-9
Brickey Reed LB	2-0	2.0	-	-	-	1.0-4	-	-	-	-	-	1.0-3
Kevin Jones LB	1-2	2.0	-	-	0.5-0	-	0.5-1	1.0-1	-	-	-	-
Kent London DB	1-2	2.0	-	-	-	-	1.0-8	-	-	0.5-1	0.5-0	-
Reggie Marshall LB	1-1	1.5	0.5-1	-	-	-	-	DNP	-	-	-	1.0-6
Tanner Ginavan LB	0-3	1.5	-	-	1.0-0	-	0.5-1	DNP	DNP	DNP	DNP	DNP
R. Mitchell LB	1-0	1.0	-	-	DNP	DNP	-	-	-	-	-	1.0-2
Raheem Wilson DB	1-0	1.0	-	-	-	1.0-5	-	-	-	-	-	-
Tajawin Smith DL	0-2	1.0	-	DNP	1.0-2	-	-	DNP	DNP	-	-	-
Brandon Mays DL	1-0	1.0	-	DNP	-	-	DNP	DNP	-	-	-	1.0-2
Derrick Leonard LB	0-1	0.5	-	-	-	-	DNP	DNP	0.5-0	-	-	DNP
Rob Gardner DB	0-1	0.5	-	-	0.5-0	-	-	DNP	-	-	-	-
Luke Craddock DB	0-1	0.5	-	-	-	-	0.5-2	-	-	DNP	-	DNP

### The Automated ScoreBook Southeastern Okla. Sacks Game-by-Game (as of Nov 07, 2015) All games

SACKS	UA-A	Total	HSU	OUA	OBU	SNU	SWOSU	NWOSU	HU	ATU	SAU	UAM
Sione Taufahema DE	3-1	3.5	-	-	-	-	-	-	-	1.5-12	2.0-19	DNP
Patrick Howard DL	2-1	2.5	1.0-5	-	DNP	-	-	-	-	-	1.5-15	-
Trent Hannah LB	2-1	2.5	-	-	1.0-11	DNP	-	1.0-5	-	-	0.5-3	-
Nicholas Sierra LB	2-0	2.0	-	1.0-12	-	1.0-6	-	-	-	-	-	-
Clay Waters DL	2-0	2.0	-	-	-	-	-	-	-	-	2.0-12	-
Jacoby Sanders DB	2-0	2.0	-	-	-	-	1.0-13	-	-	-	-	1.0-9
Jaden Moore LB	2-0	2.0	-	-	-	1.0-6	-	DNP	-	-	1.0-5	-
Josh Morrison DL	1-1	1.5	-	-	-	-	-	-	-	0.5-1	1.0-13	-
Adam Curran DL	0-1	0.5	-	-	-	-	-	0.5-4	-	-	DNP	DNP
D. Lavender DL	0-1	0.5	-	-	-	-	-	0.5-3	-	-	-	-

## Individual Game by Game Statistics

### The Automated ScoreBook Southeastern Okla. Return Stats Game-by-Game (as of Nov 07, 2015) All games

<b>PUNT RETURNS</b>	<b>No-Yds</b>	<b>HSU</b>	<b>OUA</b>	<b>OBU</b>	<b>SNU</b>	<b>SWOSU</b>	<b>NWOSU</b>	<b>HU</b>	<b>ATU</b>	<b>SAU</b>	<b>UAM</b>
Asanti McCrae	18-150	-	4-13	2-7	5-84	1-4	2-20	1-0	1-1	2-21	-

<b>KICK RETURNS</b>	<b>No-Yds</b>	<b>HSU</b>	<b>OUA</b>	<b>OBU</b>	<b>SNU</b>	<b>SWOSU</b>	<b>NWOSU</b>	<b>HU</b>	<b>ATU</b>	<b>SAU</b>	<b>UAM</b>
Chance Grayson	12-290	-	3-50	1-20	2-43	-	3-56	2-98	DNP	1-23	-
Asanti McCrae	10-197	3-55	3-51	-	-	1-11	-	-	3-80	-	-
Rob Gardner	5-143	-	-	-	-	-	DNP	-	5-143	-	-
Kent London	1-19	-	-	-	-	-	-	1-19	-	-	-
Kaymon Farmer	1-8	-	-	-	-	-	-	-	-	1-8	-
Kevin Jones	1-6	-	-	-	-	-	-	1-6	-	-	-
James Revada	1-4	1-4	-	-	-	DNP	DNP	DNP	DNP	DNP	-
Caden Pratt	1-0	-	DNP	DNP	DNP	DNP	-	1-0	-	-	-
Traivonne Brown	1-0	DNP	DNP	1-0	-	-	-	-	-	-	-

<b>INT. RETURNS</b>	<b>No-Yds</b>	<b>HSU</b>	<b>OUA</b>	<b>OBU</b>	<b>SNU</b>	<b>SWOSU</b>	<b>NWOSU</b>	<b>HU</b>	<b>ATU</b>	<b>SAU</b>	<b>UAM</b>
Raheem Wilson	5-157	1-23	-	1-67	1-3	-	-	-	1-64	-	1-0
Kent London	3-0	-	-	-	-	-	-	-	-	1-0	2-0
Jacoby Sanders	2-11	1-0	-	-	-	1-11	-	-	-	-	-
Orlando Swift	2-43	-	-	1-0	-	-	DNP	-	-	-	1-43
Bobby Jackson	1-6	-	-	-	-	-	-	-	-	1-6	-

<b>FUMBLE RETURNS</b>	<b>No-Yds</b>	<b>HSU</b>	<b>OUA</b>	<b>OBU</b>	<b>SNU</b>	<b>SWOSU</b>	<b>NWOSU</b>	<b>HU</b>	<b>ATU</b>	<b>SAU</b>	<b>UAM</b>
Thomas Curry	1-73	-	1-73	-	-	-	-	DNP	-	-	-
Kevin Jones	1-11	-	-	-	-	-	-	-	-	-	1-11
Bobby Jackson	1-10	-	-	-	-	-	-	1-10	-	-	-

### The Automated ScoreBook Southeastern Okla. Fumbles Game-by-Game (as of Nov 07, 2015) All games

<b>FUMBLES</b>	<b>No-Lost</b>	<b>HSU</b>	<b>OUA</b>	<b>OBU</b>	<b>SNU</b>	<b>SWOSU</b>	<b>NWOSU</b>	<b>HU</b>	<b>ATU</b>	<b>SAU</b>	<b>UAM</b>
Ronnie Green RB	5-3	-	-	-	1-1	-	1-1	2-1	-	1-0	-
Ryan Polite QB	2-2	1-1	-	-	-	-	-	1-1	-	-	-
TEAM	2-1	-	-	-	-	-	-	DNP	1-1	-	1-0
Kaymon Farmer WR	1-1	-	-	-	1-1	-	-	-	-	-	-
N. Akinwande RB	1-1	-	-	-	-	1-1	DNP	DNP	DNP	DNP	-
Caden Pratt WR	1-1	-	DNP	DNP	DNP	DNP	-	1-1	-	-	-
Devlon Wortham RB	1-1	1-1	DNP	DNP	-	-	-	-	-	-	-
Chance Grayson WR	1-0	-	1-0	-	-	-	-	-	DNP	-	-
Asanti McCrae RB	1-1	-	-	-	-	-	-	-	1-1	-	-

<b>FUMBLES FORCED</b>	<b>Number</b>	<b>HSU</b>	<b>OUA</b>	<b>OBU</b>	<b>SNU</b>	<b>SWOSU</b>	<b>NWOSU</b>	<b>HU</b>	<b>ATU</b>	<b>SAU</b>	<b>UAM</b>
Trent Hannah	2	-	-	1	DNP	-	1	-	-	-	-
Jacoby Sanders	2	-	-	-	-	-	1	-	-	-	1
Sione Taufahema	1	-	-	-	-	-	1	-	-	-	DNP
Chip Jones	1	-	DNP	-	-	-	-	1	-	-	-
Josh Morrison	1	-	-	-	-	-	-	-	-	1	-
Nicholas Sierra	1	-	1	-	-	-	-	-	-	-	-
Thomas Curry	1	-	-	1	-	-	-	DNP	-	-	-
Rob Gardner	1	-	-	-	1	-	DNP	-	-	-	-
Kent London	1	-	-	-	-	1	-	-	-	-	-
Nick Sioson TE	1	-	-	-	-	-	-	1	-	-	-
Orlando Swift	1	1	-	-	-	-	DNP	-	-	-	-
Derrick Leonard	1	-	-	-	-	DNP	DNP	1	-	-	DNP

<b>FUMBLES RECOVERED</b>	<b>Number</b>	<b>HSU</b>	<b>OUA</b>	<b>OBU</b>	<b>SNU</b>	<b>SWOSU</b>	<b>NWOSU</b>	<b>HU</b>	<b>ATU</b>	<b>SAU</b>	<b>UAM</b>
Nicholas Sierra	2	-	-	1	-	1	-	-	-	-	-
Trent Hannah	2	-	-	1	DNP	-	-	-	-	1	-
TEAM	1	-	-	-	-	-	1	DNP	-	-	-
Kevin Jones	1	-	-	-	-	-	-	-	-	-	1
Freddie Ngwu	1	-	-	-	-	-	-	1	-	-	DNP
Thomas Curry	1	-	1	-	-	-	-	DNP	-	-	-
Traivonne Brown	1	DNP	DNP	-	-	-	-	1	-	-	-
Tajawin Smith	1	-	DNP	-	-	-	DNP	DNP	-	-	1
Luke Craddock	1	-	-	-	-	-	1	-	DNP	-	DNP
Clay Waters	1	1	-	-	-	-	-	-	-	-	-
Bobby Jackson	1	-	-	-	-	-	-	1	-	-	-
Jacoby Sanders	1	1	-	-	-	-	-	-	-	-	-
D. Lavender	1	-	-	1	-	-	-	-	-	-	-

## Individual Game by Game Statistics

### The Automated ScoreBook Southeastern Okla. All-Purpose Yards Game-by-Game (as of Nov 07, 2015) All games

ALL-PURPOSE YARDS	Total	HSU	OUA	OBU	SNU	SWOSU	NWOSU	HU	ATU	SAU	UAM
Ronnie Green	1050	47	89	85	155	121	136	81	72	122	142
Franky Okafor	774	80	115	53	82	36	78	177	61	69	23
Kaymon Farmer	512	70	64	90	37	37	27	58	20	75	34
Chance Grayson	476	59	109	38	69	17	56	105	DNP	23	-
Asanti McCrae	440	55	64	7	159	15	20	18	81	21	-
Ty Miller	318	51	71	99	-	3	42	34	18	-	-
N. Akinwande	278	27	16	82	97	36	DNP	DNP	DNP	DNP	20
Devlon Wortham	266	26	DNP	DNP	56	30	3	-	-	71	80
Bryce Steele	257	-	-	DNP	18	14	50	39	82	54	DNP
Ryan Polite	231	16	30	-2	46	14	23	19	-2	22	65
Raheem Wilson	157	23	-	67	3	-	-	-	64	-	-
Rob Gardner	143	-	-	-	-	-	DNP	-	143	-	-
Kieron Hardrick	117	DNP	-	-	-	DNP	DNP	DNP	80	25	12
Maxey-Meshileya	110	13	29	12	-	9	DNP	4	37	-	6
Connor Fuentes	67	DNP	DNP	-	2	-	28	22	-	5	10
Nick Sioson	49	-	-	4	-	22	-	-	-	14	9
Orlando Swift	43	-	-	-	-	-	DNP	-	-	-	43
Dru Smith	33	-	-	-	10	DNP	DNP	DNP	DNP	15	8
Jordan Gill	26	18	8	-	-	-	-	-	-	DNP	-
Kent London	19	-	-	-	-	-	-	19	-	-	-
Jacoby Sanders	11	-	-	-	-	11	-	-	-	-	-
Lucas Liggins	11	-	DNP	2	3	-	-	6	-	-	DNP
James Revada	10	4	6	-	-	DNP	DNP	DNP	DNP	DNP	-
Kevin Jones	6	-	-	-	-	-	-	6	-	-	-
Bobby Jackson	6	-	-	-	-	-	-	-	-	6	-
Joel Carlos	-10	-	-	-	-	-	-10	-	-	-	-
TEAM	-61	-	-	-4	-1	-2	-	-	-24	-3	-27

## 2015 Long Plays

### The Automated ScoreBook Southeastern Okla. - Long Plays

#### 20-YARD PLUS PLAYS

Yds	Type	Player(s)	Opponent
73*	FR	Thomas Curry	Ouachita Baptist
67*	INT	Raheem Wilson	Oklahoma Baptist
64*	INT	Raheem Wilson	Arkansas Tech
62	KR	Chance Grayson	Harding
58*	Rush	Ronnie Green	Southern Nazarene
56	KR	Rob Gardner	Arkansas Tech
53*	PR	Asanti McCrae	Southern Nazarene
50	Pass	Chance Grayson from Ryan Polite	Ouachita Baptist
49	Pass	Bryce Steele from Ryan Polite	Southern Arkansas
45	Pass	Ty Miller from Ryan Polite	Henderson State AR
44	Pass	Ty Miller from Ryan Polite	Oklahoma Baptist
44	Pass	Chance Grayson from Ryan Polite	Henderson State AR
43	INT	Orlando Swift	Arkansas-Monticello
41	Pass	Franky Okafor from Ryan Polite	Oklahoma Baptist
40	Rush	Asanti McCrae	Southern Nazarene
40	Pass	Franky Okafor from Ryan Polite	Southern Arkansas
39	Rush	Ronnie Green	Southern Arkansas
38	KR	Asanti McCrae	Arkansas Tech
38	Pass	Franky Okafor from Ryan Polite	Southern Nazarene
37	Rush	Nelson Akinwande	Southern Nazarene
36*	Pass	Franky Okafor from Ryan Polite	Henderson State AR
36	Pass	Ronnie Green from Ryan Polite	Southwestern Okla.
36	Pass	Ty Miller from Ryan Polite	Ouachita Baptist
36	KR	Chance Grayson	Harding
34	Rush	Kieron Hardrick	Arkansas Tech
33*	Pass	Franky Okafor from Ryan Polite	Ouachita Baptist
33*	Pass	Franky Okafor from Ryan Polite	Harding
33	KR	Asanti McCrae	Henderson State AR
31	Pass	Anterric Maxey-Meshi from Ryan Polite	Arkansas Tech
29	Pass	Ronnie Green from Ryan Polite	Southwestern Okla.
29	KR	Rob Gardner	Arkansas Tech
29	Pass	Anterric Maxey-Meshi from Ryan Polite	Ouachita Baptist
29	Rush	Ryan Polite	Arkansas-Monticello
29	Rush	Ronnie Green	Southern Nazarene
28	Pass	Connor Fuentes from Ryan Polite	Northwestern Okla.
26*	Pass	Franky Okafor from Ryan Polite	Southern Nazarene
26	Rush	Ronnie Green	Arkansas-Monticello
25	Pass	Kaymon Farmer from Ryan Polite	Henderson State AR
25	KR	Asanti McCrae	Arkansas Tech
25	KR	Rob Gardner	Arkansas Tech
24	Pass	Franky Okafor from Ryan Polite	Ouachita Baptist
23	Pass	Bryce Steele from Ryan Polite	Arkansas Tech
23	Pass	Ronnie Green from Ryan Polite	Northwestern Okla.
23	Pass	Ronnie Green from Ryan Polite	Northwestern Okla.
23	Pass	Franky Okafor from Ryan Polite	Harding
23	Pass	Franky Okafor from Nick Sioson	Arkansas-Monticello
23	KR	Chance Grayson	Southern Nazarene
23	INT	Raheem Wilson	Henderson State AR
23*	Rush	Ronnie Green	Arkansas Tech
23	Pass	Ty Miller from Ryan Polite	Ouachita Baptist
23	KR	Chance Grayson	Northwestern Okla.
23	KR	Chance Grayson	Southern Arkansas
23	Rush	Ronnie Green	Arkansas-Monticello
22	Pass	Franky Okafor from Ryan Polite	Henderson State AR
22	Pass	Ronnie Green from Ryan Polite	Arkansas-Monticello
21	Pass	Kaymon Farmer from Ryan Polite	Oklahoma Baptist
21	Rush	Ronnie Green	Southern Nazarene
21	Rush	Devlon Wortham	Arkansas-Monticello
21	Pass	Kaymon Farmer from Ryan Polite	Southern Arkansas
21	KR	Chance Grayson	Ouachita Baptist
20	KR	Chance Grayson	Oklahoma Baptist
20	Rush	Asanti McCrae	Southern Nazarene
20	Pass	Chance Grayson from Ryan Polite	Southern Nazarene
20	Rush	Ronnie Green	Southern Arkansas
20	KR	Chance Grayson	Southern Nazarene

\* touchdown scored on play

#### LONG PLAYS BY THE NUMBERS

Long Plays By Yards	No.	TD
100+	0	0
90-99	0	0
80-89	0	0
70-79	1	1
60-69	3	2
50-59	4	2
40-49	8	0
30-39	13	3
20-29	36	2

Long Plays By Type	No.	TD
Rushing	14	2
Passing	31	4
Punt returns	1	1
Kick returns	14	0
Interceptions	4	2
Fumble returns	1	1
Other	0	0
TOTAL	65	10

#### 20-YARD PLUS BY PLAYER

Player	No.	TD	R	P	KR	PR	IR	FR
Ronnie Green	13	2	8	5	0	0	0	0
Franky Okafor	11	4	0	11	0	0	0	0
Chance Grayson	11	0	0	3	8	0	0	0
Asanti McCrae	6	1	2	0	3	1	0	0
Ty Miller	4	0	0	4	0	0	0	0
Raheem Wilson	3	2	0	0	0	0	3	0
Kaymon Farmer	3	0	0	3	0	0	0	0
Rob Gardner	3	0	0	0	3	0	0	0
Anterric Maxey-Meshi	2	0	0	2	0	0	0	0
Bryce Steele	2	0	0	2	0	0	0	0
Thomas Curry	1	1	0	0	0	0	0	1
Devlon Wortham	1	0	1	0	0	0	0	0
Connor Fuentes	1	0	0	1	0	0	0	0
Ryan Polite	1	0	1	0	0	0	0	0
Kieron Hardrick	1	0	1	0	0	0	0	0
Nelson Akinwande	1	0	1	0	0	0	0	0
Orlando Swift	1	0	0	0	0	0	1	0
TOTAL	65	10	14	31	14	1	4	1

#### LONGEST PLAYS OF THE YEAR

##### Rushing

58 Ronnie Green vs Southern Nazarene (9/26/2015)

##### Rushing Touchdown

58 Ronnie Green vs Southern Nazarene (9/26/2015)

##### Passing

50 Chance Grayson from Ryan Polite vs Ouachita Baptist (9/12/2015)

##### Passing Touchdown

36 Franky Okafor from Ryan Polite vs Henderson State AR (9/3/2015)

##### Punt Return

53 Asanti McCrae vs Southern Nazarene (9/26/2015)

##### Kick Return

62 Chance Grayson vs Harding (10/17/2015)

##### Interception Return

67 Raheem Wilson vs Oklahoma Baptist (9/19/2015)

##### Fumble Return

73 Thomas Curry vs Ouachita Baptist (9/12/2015)

##### Punt

57 Joel Carlos vs Southwestern Okla. (10/3/2015)

##### Field Goal

37 Jake Walters vs Henderson State AR (9/3/2015)

## Tackling Leaders By Position and Type

DEFENSIVE LEADERS	Tackles					Sacks	Pass Def			Fumbles	Blkd		
	GP	Solo	Ast	Total	TFL/Yds		No-Yds	Int-Yds	BrUp		QBH	Rcv-Yds	FF
56 Josh Morrison	10	14	17	31	3.0-21	1.5-14	.	1	3	.	1	.	.
42 Sione Taufahema	9	13	18	31	5.0-33	3.5-31	.	.	4	.	1	.	.
90 DeMarius Lavender	10	10	17	27	5.5-21	0.5-3	.	.	1	1-0	.	1	.
6 Patrick Howard	9	16	10	26	7.0-30	2.5-20	.	.	3	.	.	.	.
34 Clay Waters	10	9	4	13	3.5-14	2.0-12	.	.	.	1-0	.	.	.
46 Adam Curran	8	5	8	13	3.0-29	0.5-4	.	.	1	.	.	.	.
95 Harris Everson	8	7	6	13	2.5-4	.	.	.	.	.	.	.	.
91 Tajawin Smith	7	1	3	4	1.0-2	.	.	.	.	1-0	.	.	.
98 Brandon Mays	7	1	.	1	1.0-2	.	.	.	.	.	.	.	.

DEFENSIVE LEADERS	Tackles					Sacks	Pass Def			Fumbles	Blkd		
	GP	Solo	Ast	Total	TFL/Yds		No-Yds	Int-Yds	BrUp		QBH	Rcv-Yds	FF
20 Kevin Jones	10	32	32	64	2.0-2	.	.	.	2	1-11	.	.	.
19 Nicholas Sierra	10	22	22	44	6.5-28	2.0-18	.	2	.	2-0	1	.	.
12 Thomas Curry	9	19	18	37	3.0-8	.	.	3	3	1-73	1	.	.
31 Trent Hannah	9	13	14	27	6.0-26	2.5-19	.	1	.	2-0	2	.	.
51 Jaden Moore	9	10	7	17	4.5-18	2.0-11	.	.	1	.	.	.	.
30 Brickey Reed	10	7	4	11	2.0-7	.	.	.	.	.	.	.	.
39 Roderick Mitchell	8	4	7	11	1.0-2	.	.	.	.	.	.	.	.
55 Reggie Marshall	9	3	8	11	1.5-7	.	.	.	1	.	.	.	.
45 Derrick Leonard	7	6	2	8	0.5-0	.	.	.	.	.	1	.	.
41 Chip Jones	9	3	2	5	.	.	.	1	.	.	1	.	.
33 Tanner Ginavan	5	1	3	4	1.5-1	.	.	.	.	.	.	.	.

DEFENSIVE LEADERS	Tackles					Sacks	Pass Def			Fumbles	Blkd		
	GP	Solo	Ast	Total	TFL/Yds		No-Yds	Int-Yds	BrUp		QBH	Rcv-Yds	FF
32 Bobby Jackson	10	32	15	47	2.5-5	.	1-6	6	.	1-10	.	.	.
11 Raheem Wilson	10	26	10	36	1.0-5	.	5-157	10	.	.	.	1	.
15 Jacoby Sanders	10	23	8	31	2.5-23	2.0-22	2-11	8	.	1-0	2	.	.
36 Kent London	10	18	13	31	2.0-9	.	3-0	1	.	.	1	.	.
7 Rob Gardner	9	16	7	23	0.5-0	.	.	4	.	.	1	.	.
27 Orlando Swift	9	9	6	15	.	.	2-43	4	1	.	1	.	.
26 Luke Craddock	8	8	3	11	0.5-2	.	.	.	.	1-0	.	.	.
5 Treavor Pugh	9	4	4	8	.	.	.	.	.	.	.	.	.
48 Traivonne Brown	8	4	2	6	.	.	.	.	.	1-0	.	.	.
22 Freddie Ngwu	9	4	2	6	.	.	.	.	.	1-0	.	.	.
49 Marcus Harris	9	1	.	1	.	.	.	.	.	.	.	.	.

### RUSHING TACKLES

Player	No.
Kevin Jones	50
Nicholas Sierra	33
Bobby Jackson	29
Josh Morrison	26
Thomas Curry	25
DeMarius Lavender	24
Sione Taufahema	24
Trent Hannah	21
Patrick Howard	21
Raheem Wilson	20
Kent London	20
Harris Everson	13
Rob Gardner	11
Adam Curran	11
Jaden Moore	10
Reggie Marshall	10
Jacoby Sanders	10
Roderick Mitchell	9
Brickey Reed	9
Orlando Swift	8
Clay Waters	8
Tajawin Smith	4
Derrick Leonard	3
Chip Jones	3
Luke Craddock	2
Devlon Wortham	1
TEAM	1
Brandon Mays	1
Tanner Ginavan	1
Freddie Ngwu	1
<b>TOTALS</b>	<b>409</b>

### PASSING TACKLES

Player	No.
Bobby Jackson	18
Jacoby Sanders	18
Raheem Wilson	16
Thomas Curry	11
Kevin Jones	9
Kent London	9
Nicholas Sierra	9
Rob Gardner	8
Jaden Moore	5
Orlando Swift	5
Luke Craddock	5
Josh Morrison	3
Clay Waters	3
Sione Taufahema	2
Tanner Ginavan	2
Patrick Howard	2
Adam Curran	1
Trent Hannah	1
Roderick Mitchell	1
Reggie Marshall	1
DeMarius Lavender	1
<b>TOTALS</b>	<b>130</b>

### SPECIAL TEAMS TACKLES

Player	Total	KO	Punt
Treavor Pugh	8	6	2
Traivonne Brown	6	5	1
Kevin Jones	5	3	2
Freddie Ngwu	5	4	1
Derrick Leonard	4	4	0
Luke Craddock	4	1	3
Devlon Wortham	3	3	0
Rob Gardner	3	3	0
Jake Walters	3	3	0
Brickey Reed	2	2	0
Caden Pratt	2	2	0
Chip Jones	1	1	0
Marcus Harris	1	1	0
James Revada	1	1	0
Reese Harred	1	0	1
Bryce Steele	1	0	1
Kent London	1	1	0
Ronnie Green	1	1	0
DeMarius Lavender	1	0	1
Roderick Mitchell	1	1	0
Orlando Swift	1	1	0
Tanner Ginavan	1	1	0
<b>TOTALS</b>	<b>56</b>	<b>44</b>	<b>12</b>

## Team Game by Game Statistics

### TEAM STATISTICS

Date	Opponent	Rushing				Receiving				Passing				Kick Returns				Punt Returns				tot off		
		no.	yds	td	lg	no.	yds	td	lg	cmp	att	int	yds	td	lg	no.	yds	td	lg	no.	yds		td	lg
Sep 03	HENDERSON STATE AR	39	112	1	18	24	295	1	45	24	40	1	295	1	45	4	59	0	33	0	0	0	0	407
Sep 12	at Ouachita Baptist	43	120	2	13	28	367	3	50	28	43	0	367	3	50	6	101	0	21	4	13	0	9	487
Sep 19	OKLAHOMA BAPTIST	47	139	2	15	23	300	1	44	23	41	3	300	1	44	2	20	0	20	2	7	0	4	439
Sep 26	at Southern Nazarene	48	421	4	58	17	185	1	38	17	27	1	185	1	38	2	43	0	23	5	84	1	53	606
Oct 03	SOUTHWESTERN OKLA.	42	120	0	14	23	217	0	36	23	32	0	217	0	36	1	11	0	11	1	4	0	4	337
Oct 10	at Northwestern Okla.	32	42	0	13	28	335	2	28	28	53	3	335	2	28	3	56	0	23	2	20	0	12	377
Oct 17	HARDING	38	67	3	17	37	398	5	33	37	68	1	398	5	33	5	123	0	62	1	0	0	0	465
Oct 24	at Arkansas Tech	29	105	2	34	26	239	2	31	26	46	1	239	2	31	8	223	0	56	1	1	0	8	344
Oct 31	SOUTHERN ARKANSAS	54	252	4	39	16	209	1	49	16	29	0	209	1	49	2	31	0	23	2	21	0	18	461
Nov 07	at Arkansas-Monticello	65	261	3	29	12	121	2	23	12	15	0	121	2	23	0	0	0	0	0	0	0	0	382
Southeastern Okla.		437	1639	21	58	234	2666	18	50	234	394	10	2666	18	50	33	667	0	62	18	150	1	53	4305
		376	1793	26	58	139	1501	9	66	139	270	13	1501	9	66	40	780	1	90	13	47	0	17	3294

Games: 10 • Avg/rush: 3.8 • Avg/catch: 11.4 • Pass effic: 126.23 • KR avg: 20.2 • PR avg: 8.3 • All purpose avg/game: 533.9 • Total offense avg/gm: 430.5

Date	Opponent	Tackles				Sacks		Fumble		Pass Defense			blkd		PAT Attempts			off	
		ua	a	total	tfl-yds	no-yds	ff	fr-yds	int-yds	qbh	brup	kick	rush	rcv	saf	t/o	pts		
Sep 03	HENDERSON STATE A	41	18	59	3.0-13	1.0-5	1	2-0	2-23	3	2	1	1-2	0	0	0	9	16	
Sep 12	at Ouachita Baptist	39	12	51	3.0-26	1.0-12	1	1-73	0-0	0	3	0	4-4	0	0	0	7	40	
Sep 19	OKLAHOMA BAPTIST	32	26	58	7.0-19	1.0-11	2	3-0	2-67	5	6	1	4-4	0	0	0	20	40	
Sep 26	at Southern Nazarene	39	8	47	8.0-30	2.0-12	1	0-0	1-3	2	1	0	5-6	0	0	0	41		
Oct 03	SOUTHWESTERN OKLA	24	36	60	9.0-37	1.0-13	1	1-0	1-11	4	7	0	0-0	0	0	1	0	8	
Oct 10	at Northwestern Okla.	42	20	62	11.0-49	2.0-12	3	2-0	0-0	0	5	0	1-2	0	0	0	6	16	
Oct 17	HARDING	33	72	105	6.0-9	0.0-0	3	3-10	0-0	0	0	0	7-7	0	1	0	14	60	
Oct 24	at Arkansas Tech	44	54	98	6.0-19	2.0-13	0	0-0	1-64	3	0	0	4-5	0	0	0	7	37	
Oct 31	SOUTHERN ARKANSAS	35	18	53	10.0-72	8.0-67	1	1-0	2-6	2	11	0	5-5	0	0	0	35		
Nov 07	at Arkansas-Monticello	24	12	36	6.0-25	1.0-9	1	2-11	4-43	1	6	0	1-3	0	0	0	25	37	
Southeastern Okla.		353	276	629	69.0-299	19.0-154	14	15-94	13-217	20	41	2	32-38	0	1	1	88	330	
		426	430	856	66.0-230	15.0-91	9	11-73	10-97	35	46	3	29-33	1	1	0	61	263	

Date	Opponent	Punting							Field Goals			Kickoffs						
		no.	yds	avg	long	blkd	tb	fc	50+	i20	md-att	long	blkd	no.	yds	avg	tb	ob
Sep 03	HENDERSON STATE A	4	160	40.0	46	0	0	2	0	2	1-1	37	0	4	230	57.5	1	0
Sep 12	at Ouachita Baptist	6	239	39.8	47	0	0	0	0	2	0-0	0	0	5	266	53.2	0	1
Sep 19	OKLAHOMA BAPTIST	6	184	30.7	39	0	0	2	0	2	2-2	25	0	8	407	50.9	2	0
Sep 26	at Southern Nazarene	1	35	35.0	35	0	0	0	0	1	0-1	0	0	7	419	59.9	1	0
Oct 03	SOUTHWESTERN OKLA	6	246	41.0	57	0	2	1	1	3	2-2	30	0	2	105	52.5	0	0
Oct 10	at Northwestern Okla.	7	244	34.9	54	0	1	1	1	3	1-1	23	0	2	125	62.5	1	0
Oct 17	HARDING	4	171	42.8	52	0	0	0	1	1	1-1	35	0	6	312	52.0	0	0
Oct 24	at Arkansas Tech	3	133	44.3	51	0	1	1	1	0	1-2	31	0	7	325	46.4	0	1
Oct 31	SOUTHERN ARKANSAS	6	220	36.7	43	0	0	3	0	3	0-1	0	1	5	242	48.4	1	1
Nov 07	at Arkansas-Monticello	4	137	34.2	42	0	1	0	0	0	0-0	0	0	6	330	55.0	0	1
Southeastern Okla.		47	1769	37.6	57	0	5	10	4	17	8-11	37	1	52	2761	53.1	6	4
		54	2002	37.1	61	0	1	10	3	11	2-6	30	0	47	2533	53.9	9	1

### Southeastern Okla. Inside Opponent Red-Zone

Date	Opponent	Score	Times		Total Pts	Rush TDs	Pass TDs	FGs Made	Failed to score inside RZ							
			In RZ	Scored					FGA	Down	Int	Fumb	Half	Game		
Sep 03, 2015	HENDERSON STATE AR	L 16-23	4	2	10	1	1	0	1	0	1	0	0	0	0	0
Sep 12, 2015	at Ouachita Baptist	L 40-42	6	4	26	4	2	2	0	0	2	0	0	0	0	0
Sep 19, 2015	OKLAHOMA BAPTIST	W 40-27	6	5	27	3	2	1	2	0	1	0	0	0	0	0
Sep 26, 2015	at Southern Nazarene	W 41-7	5	3	20	3	3	0	0	1	0	0	0	0	1	0
Oct 03, 2015	SOUTHWESTERN OKLA.	W 8-0	5	2	6	0	0	0	2	0	1	0	1	1	0	0
Oct 10, 2015	at Northwestern Okla.	L 16-31	4	3	16	2	0	2	1	0	0	0	0	0	1	0
Oct 17, 2015	HARDING	L 60-63	9	9	60	8	3	5	1	0	0	0	0	0	0	0
Oct 24, 2015	at Arkansas Tech	L 37-57	4	4	23	3	1	2	1	0	0	0	0	0	0	0
Oct 31, 2015	SOUTHERN ARKANSAS	W 35-13	6	5	35	5	4	1	0	0	0	0	0	0	1	0
Nov 07, 2015	at Arkansas-Monticello	W 37-0	6	5	30	5	3	2	0	0	1	0	0	0	0	0
Totals			55	42	253	34	19	15	8	1	6	0	2	4	0	0
			42 of 55 (76.4%)													

## Team Game by Game Statistics

### The Automated ScoreBook Southeastern Okla. Opponent Game-by-Game (as of Nov 07, 2015) All games

#### OPPONENT STATISTICS

Date	Opponent	Rushing				Receiving			Passing				Kick Returns				Punt Returns				tot off	
		no.	yds	td	lg	no.	yds	td	lg	cmp-att-int	yds	td	lg	no.	yds	td	lg	no.	yds	td		lg
Sep 03	HENDERSON STATE AR	33	109	2	22	20	163	1	15	20-30-2	163	1	15	3	55	0	21	2	9	0	5	272
Sep 12	at Ouachita Baptist	41	309	5	43	5	96	0	40	5-16-0	96	0	40	4	166	1	90	3	26	0	17	405
Sep 19	OKLAHOMA BAPTIST	25	110	1	46	22	232	2	50	22-41-2	232	2	50	5	32	0	19	1	-8	0	0	342
Sep 26	at Southern Nazarene	28	75	1	29	12	82	0	20	12-29-1	82	0	20	6	138	0	40	1	0	0	0	157
Oct 03	SOUTHWESTERN OKLA.	28	97	0	30	14	80	0	16	14-30-1	80	0	16	2	43	0	23	0	0	0	0	177
Oct 10	at Northwestern Okla.	40	128	1	27	24	236	3	45	24-39-0	236	3	45	1	35	0	35	1	0	0	0	364
Oct 17	HARDING	69	528	9	58	3	67	0	35	3-3-0	67	0	35	6	114	0	33	3	-4	0	3	595
Oct 24	at Arkansas Tech	66	388	6	23	12	179	2	57	12-18-1	179	2	57	5	70	0	37	0	0	0	0	567
Oct 31	SOUTHERN ARKANSAS	23	-2	1	14	22	320	1	66	22-41-2	320	1	66	3	39	0	20	1	7	0	7	318
Nov 07	at Arkansas-Monticello	23	51	0	47	5	46	0	20	5-23-4	46	0	20	5	88	0	28	1	17	0	17	97
Opponents		376	1793	26	58	139	1501	9	66	139-270-13	1501	9	66	40	780	1	90	13	47	0	17	3294
		437	1639	21	58	234	2666	18	50	234-394-10	2666	18	50	33	667	0	62	18	150	1	53	4305

Games: 10 • Avg/rush: 4.8 • Avg/catch: 10.8 • Pass effic: 99.55 • KR avg: 19.5 • PR avg: 3.6 • All purpose avg/game: 421.8 • Total offense avg/gm: 329.4

Date	Opponent	Tackles				Sacks		Fumble		Pass Defense			blkd		PAT Attempts			off	
		ua	a	total	tfl-yds	no-yds	ff	fr-yds	int-yds	qbh	brup	kick	kick	rush	rcv	saf	t/o	pts	
Sep 03	HENDERSON STATE A	43	38	81	7.0-21	2.0-6	1	2-71	1-0	7	6	0	2-3	0	0	0	13	23	
Sep 12	at Ouachita Baptist	57	30	87	7.0-23	2.0-15	1	0-0	0-0	3	3	0	6-6	0	0	0	0	42	
Sep 19	OKLAHOMA BAPTIST	32	62	94	5.0-14	3.0-9	0	0-0	3-97	2	6	0	1-2	0	1	0	14	27	
Sep 26	at Southern Nazarene	58	16	74	4.0-9	0.0-0	2	2-0	1-0	3	3	0	1-1	0	0	0	0	7	
Oct 03	SOUTHWESTERN OKLA	31	66	97	6.0-11	0.0-0	1	1-0	0-0	0	5	0	0-0	0	0	0	0	0	
Oct 10	at Northwestern Okla.	34	44	78	9.0-61	4.0-37	1	1-0	3-0	0	5	0	4-4	0	0	0	7	31	
Oct 17	HARDING	43	52	95	12.0-52	3.0-17	2	3-2	1-0	8	10	0	7-7	1	0	0	7	63	
Oct 24	at Arkansas Tech	31	52	83	3.0-9	1.0-7	0	2-0	1-0	9	5	1	7-8	0	0	0	20	57	
Oct 31	SOUTHERN ARKANSAS	48	38	86	5.0-13	0.0-0	1	0-0	0-0	2	3	1	1-2	0	0	0	0	13	
Nov 07	at Arkansas-Monticello	49	32	81	8.0-17	0.0-0	0	0-0	0-0	1	0	1	0-0	0	0	0	0	0	
Opponents		426	430	856	66.0-230	15.0-91	9	11-73	10-97	35	46	3	29-33	1	1	0	61	263	
		353	276	629	69.0-299	19.0-154	14	15-94	13-217	20	41	2	32-38	0	1	1	88	330	

Date	Opponent	Punting									Field Goals			Kickoffs				
		no.	yds	avg	long	blkd	tb	fc	50+	i20	md-att	long	blkd	no.	yds	avg	tb	ob
Sep 03	HENDERSON STATE A	3	126	42.0	48	0	0	1	0	2	1-1	30	0	5	268	53.6	1	0
Sep 12	at Ouachita Baptist	6	242	40.3	48	0	0	1	0	1	0-0	0	0	7	419	59.9	1	0
Sep 19	OKLAHOMA BAPTIST	5	193	38.6	44	0	0	1	0	1	0-1	0	0	5	188	37.6	0	1
Sep 26	at Southern Nazarene	11	388	35.3	45	0	0	4	0	1	0-0	0	0	2	120	60.0	0	0
Oct 03	SOUTHWESTERN OKLA	5	194	38.8	50	0	1	0	1	2	0-0	0	0	2	111	55.5	1	0
Oct 10	at Northwestern Okla.	5	201	40.2	47	0	0	0	0	0	1-1	21	0	7	431	61.6	4	0
Oct 17	HARDING	3	104	34.7	49	0	0	0	0	2	0-2	0	0	6	324	54.0	1	0
Oct 24	at Arkansas Tech	4	86	21.5	43	0	0	1	0	1	0-0	0	0	9	509	56.6	0	0
Oct 31	SOUTHERN ARKANSAS	6	262	43.7	61	0	0	2	1	0	0-1	0	0	3	130	43.3	1	0
Nov 07	at Arkansas-Monticello	6	206	34.3	52	0	0	0	1	1	0-0	0	0	1	33	33.0	0	0
Opponents		54	2002	37.1	61	0	1	10	3	11	2-6	30	0	47	2533	53.9	9	1
		47	1769	37.6	57	0	5	10	4	17	8-11	37	1	52	2761	53.1	6	4

#### Opponents Inside Southeastern Okla. Red-Zone

Date	Opponent	Score	Times			Rush TDs	Pass TDs	FGs Made	Failed to score inside RZ							
			In RZ	Scored	Total Pts				FGA	Down	Int	Fumb	Half	Game		
Sep 03, 2015	HENDERSON STATE AR	L 16-23	4	4	23	3	2	1	1	0	0	0	0	0	0	0
Sep 12, 2015	at Ouachita Baptist	L 40-42	5	4	28	4	4	0	0	0	0	0	1	0	0	0
Sep 19, 2015	OKLAHOMA BAPTIST	W 40-27	2	0	0	0	0	0	0	1	1	0	0	0	0	0
Sep 26, 2015	at Southern Nazarene	W 41-7	1	1	7	1	1	0	0	0	0	0	0	0	0	0
Oct 03, 2015	SOUTHWESTERN OKLA.	W 8-0	1	0	0	0	0	0	0	0	0	1	0	0	0	0
Oct 10, 2015	at Northwestern Okla.	L 16-31	5	3	17	2	1	1	1	0	0	0	2	0	0	0
Oct 17, 2015	HARDING	L 60-63	8	6	42	6	6	0	0	2	0	0	0	0	0	0
Oct 24, 2015	at Arkansas Tech	L 37-57	7	7	48	7	6	1	0	0	0	0	0	0	0	0
Oct 31, 2015	SOUTHERN ARKANSAS	W 35-13	4	2	13	2	1	1	0	1	0	1	0	0	0	0
Nov 07, 2015	at Arkansas-Monticello	W 37-0	1	0	0	0	0	0	0	0	0	1	0	0	0	0
Totals			38	27	178	25	21	4	2	4	1	3	3	0	0	0
27 of 38 (71.1%)																

## Single Game Superlatives

### Southeastern

#### INDIVIDUAL GAME HIGHS

Rushes	21	Devlon Wortham at Arkansas-Monticello (Nov 07, 2015)
Yards Rushing	143	Ronnie Green at Southern Nazarene (Sep 26, 2015)
TD Rushes	3	Devlon Wortham vs Southern Arkansas (Oct 31, 2015)
Long Rush	58	Ronnie Green at Southern Nazarene (Sep 26, 2015)
Pass attempts	68	Ryan Polite vs Harding (Oct 17, 2015)
Pass completions	37	Ryan Polite vs Harding (Oct 17, 2015)
Yards Passing	398	Ryan Polite vs Harding (Oct 17, 2015)
TD Passes	5	Ryan Polite vs Harding (Oct 17, 2015)
Long Pass	50	Ryan Polite at Ouachita Baptist (Sep 12, 2015)
Receptions	12	Franky Okafor vs Harding (Oct 17, 2015)
Yards Receiving	177	Franky Okafor vs Harding (Oct 17, 2015)
TD Receptions	3	Kaymon Farmer vs Harding (Oct 17, 2015)
Long Reception	50	Chance Grayson at Ouachita Baptist (Sep 12, 2015)
Field Goals	2	Jake Walters vs Oklahoma Baptist (Sep 19, 2015)
	2	Joel Carlos vs Southwestern Okla. (Oct 03, 2015)
Long Field Goal	37	Jake Walters vs Henderson State AR (Sep 03, 2015)
Punts	6	Joel Carlos at Northwestern Okla. (Oct 10, 2015)
Punting Avg	44.3	Joel Carlos at Arkansas Tech (Oct 24, 2015)
Long Punt	57	Joel Carlos vs Southwestern Okla. (Oct 03, 2015)
Punts inside 20	3	Joel Carlos vs Southwestern Okla. (Oct 03, 2015)
Long Punt Return	53	Asanti McCrae at Southern Nazarene (Sep 26, 2015)
Long Kickoff Return	62	Chance Grayson vs Harding (Oct 17, 2015)
Tackles	13	Kevin Jones at Arkansas Tech (Oct 24, 2015)
Sacks	2.0	Clay Waters vs Southern Arkansas (Oct 31, 2015)
	2.0	Sione Taufahema vs Southern Arkansas (Oct 31, 2015)
Tackles For Loss	3.0	Trent Hannah at Northwestern Okla. (Oct 10, 2015)
Interceptions	2	Kent London at Arkansas-Monticello (Nov 07, 2015)

#### TEAM GAME HIGHS

Rushes	65	at Arkansas-Monticello (Nov 07, 2015)
Yards Rushing	421	at Southern Nazarene (Sep 26, 2015)
Yards Per Rush	8.8	at Southern Nazarene (Sep 26, 2015)
TD Rushes	4	at Southern Nazarene (Sep 26, 2015)
	4	vs Southern Arkansas (Oct 31, 2015)
Pass attempts	68	vs Harding (Oct 17, 2015)
Pass completions	37	vs Harding (Oct 17, 2015)
Yards Passing	398	vs Harding (Oct 17, 2015)
Yards Per Pass	8.5	at Ouachita Baptist (Sep 12, 2015)
TD Passes	5	vs Harding (Oct 17, 2015)
Total Plays	106	vs Harding (Oct 17, 2015)
Total Offense	606	at Southern Nazarene (Sep 26, 2015)
Yards Per Play	8.1	at Southern Nazarene (Sep 26, 2015)
Points	60	vs Harding (Oct 17, 2015)
Sacks By	8	vs Southern Arkansas (Oct 31, 2015)
First Downs	31	vs Harding (Oct 17, 2015)
Penalties	15	vs Oklahoma Baptist (Sep 19, 2015)
Penalty Yards	135	vs Oklahoma Baptist (Sep 19, 2015)
Turnovers	4	at Northwestern Okla. (Oct 10, 2015)
	4	vs Harding (Oct 17, 2015)
Interceptions By	4	at Arkansas-Monticello (Nov 07, 2015)
Punts	7	at Northwestern Okla. (Oct 10, 2015)
Punting Avg	44.3	at Arkansas Tech (Oct 24, 2015)
Long Punt	57	vs Southwestern Okla. (Oct 03, 2015)
Punts inside 20	3	vs Southwestern Okla. (Oct 03, 2015)
	3	at Northwestern Okla. (Oct 10, 2015)
	3	vs Southern Arkansas (Oct 31, 2015)
Long Punt Return	53	at Southern Nazarene (Sep 26, 2015)

## Opponents

#### OPPONENT INDIVIDUAL GAME HIGHS

Rushes	21	Bryan Allen, at Arkansas Tech (Oct 24, 2015)
Yards Rushing	158	Bryan Allen, at Arkansas Tech (Oct 24, 2015)
TD Rushes	4	K Thompson, at Arkansas Tech (Oct 24, 2015)
Long Rush	58	Zach Shelley, vs Harding (Oct 17, 2015)
Pass attempts	41	Barrett Renner, vs Southern Arkansas (Oct 31, 2015)
Pass completions	24	Reid Miller, at Northwestern Okla. (Oct 10, 2015)
Yards Passing	320	Barrett Renner, vs Southern Arkansas (Oct 31, 2015)
TD Passes	3	Reid Miller, at Northwestern Okla. (Oct 10, 2015)
Long Pass	66	Barrett Renner, vs Southern Arkansas (Oct 31, 2015)
Receptions	10	Serowski, vs Oklahoma Baptist (Sep 19, 2015)
Yards Receiving	111	Tanner Hudson, vs Southern Arkansas (Oct 31, 2015)
TD Receptions	1	JaVante Mack, vs Henderson State AR (Sep 03, 2015)
	1	Pettijohn, vs Oklahoma Baptist (Sep 19, 2015)
	1	Serowski, vs Oklahoma Baptist (Sep 19, 2015)
	1	Arte' Miura Jr., at Northwestern Okla. (Oct 10, 2015)
	1	Jeson Jeanty, at Northwestern Okla. (Oct 10, 2015)
	1	Zachry Doyle, at Northwestern Okla. (Oct 10, 2015)
	1	Chris Eastburn, at Arkansas Tech (Oct 24, 2015)
	1	Luke Starks, at Arkansas Tech (Oct 24, 2015)
	1	G. Turnbull, vs Southern Arkansas (Oct 31, 2015)
Long Reception	66	Jaylon Dews, vs Southern Arkansas (Oct 31, 2015)
Field Goals	1	Houston Ray, vs Henderson State AR (Sep 03, 2015)
	1	Will Hawkins, at Northwestern Okla. (Oct 10, 2015)
Long Field Goal	30	Houston Ray, vs Henderson State AR (Sep 03, 2015)
Punts	11	Myles Roll, at Southern Nazarene (Sep 26, 2015)
Punting Avg	43.7	Tanner Hudson, vs Southern Arkansas (Oct 31, 2015)
Long Punt	61	Tanner Hudson, vs Southern Arkansas (Oct 31, 2015)
Punts inside 20	2	Evan Lassiter, vs Henderson State AR (Sep 03, 2015)
	2	Dalton Jackson, vs Southwestern Okla. (Oct 03, 2015)
	2	Tristan Parsley, vs Harding (Oct 17, 2015)
Long Punt Return	17	Shaquille Hunter, at Ouachita Baptist (Sep 12, 2015)
	17	Trey Taylor, at Arkansas-Monticello (Nov 07, 2015)
Long Kickoff Return	90	Ke'Vontae Pope, at Ouachita Baptist (Sep 12, 2015)
Tackles	18	Logan Genz, at Arkansas Tech (Oct 24, 2015)
	18	Q'Niko Thomas, vs Southern Arkansas (Oct 31, 2015)
Sacks	4.0	J. Saint Fleur, at Northwestern Okla. (Oct 10, 2015)
Tackles For Loss	5.0	J. Saint Fleur, at Northwestern Okla. (Oct 10, 2015)
Interceptions	2	Jordan Norris, at Northwestern Okla. (Oct 10, 2015)

#### OPPONENT TEAM GAME HIGHS

Rushes	69	vs Harding (Oct 17, 2015)
Yards Rushing	528	vs Harding (Oct 17, 2015)
Yards Per Rush	7.7	vs Harding (Oct 17, 2015)
TD Rushes	9	vs Harding (Oct 17, 2015)
Pass attempts	41	vs Oklahoma Baptist (Sep 19, 2015)
	41	vs Southern Arkansas (Oct 31, 2015)
Pass completions	24	at Northwestern Okla. (Oct 10, 2015)
Yards Passing	320	vs Southern Arkansas (Oct 31, 2015)
Yards Per Pass	22.3	vs Harding (Oct 17, 2015)
TD Passes	3	at Northwestern Okla. (Oct 10, 2015)
Total Plays	84	at Arkansas Tech (Oct 24, 2015)
Total Offense	595	vs Harding (Oct 17, 2015)
Yards Per Play	8.3	vs Harding (Oct 17, 2015)
Points	63	vs Harding (Oct 17, 2015)
Sacks By	4	at Northwestern Okla. (Oct 10, 2015)
First Downs	32	at Arkansas Tech (Oct 24, 2015)
Penalties	11	at Arkansas Tech (Oct 24, 2015)
Penalty Yards	107	at Arkansas Tech (Oct 24, 2015)
Turnovers	6	at Arkansas-Monticello (Nov 07, 2015)
Interceptions By	3	vs Oklahoma Baptist (Sep 19, 2015)
	3	at Northwestern Okla. (Oct 10, 2015)
Punts	11	at Southern Nazarene (Sep 26, 2015)
Punting Avg	43.7	vs Southern Arkansas (Oct 31, 2015)
Long Punt	61	vs Southern Arkansas (Oct 31, 2015)
Punts inside 20	2	vs Henderson State AR (Sep 03, 2015)
	2	vs Southwestern Okla. (Oct 03, 2015)
	2	vs Harding (Oct 17, 2015)
Long Punt Return	17	at Ouachita Baptist (Sep 12, 2015)
	17	at Arkansas-Monticello (Nov 07, 2015)

## 2015 Week One

	<b>Henderson State</b>	<b>23</b>
	<b>Southeastern</b>	<b>16</b>

Thursday, Sept. 3, 2015 - Paul Laird Field - Durant, Okla.

DURANT, Okla. - Southeastern outgained Henderson State 407-to-272 and forced four turnovers, but fell victim to missed opportunity and 13 penalties en route to a 23-16 loss in the season opener at Paul Laird Field.

The defense was stout, led by Raheem Wilson who tallied seven stops to go with an interception and a blocked PAT, holding the Reddie offense to 276 yards, its lowest offensive output since the 2011 season. He was joined by Kevin Jones who racked up seven stops, while Nicholas Sierra was right behind with six, including a half-tackle for a loss.

Orlando Swift forced one fumble, while Jacoby Sanders added a fumble recovery and an interception, while Clay Waters added a fumble recovery.

Ryan Polite tossed for 295 yards and a touchdown while completing 24-of-39 passes with one interception.

Kaymon Farmer was his most frequent target with nine catches for 70 yards, while Franky Okafor hauled in five receptions for a game-high 80 yards and a touchdown. Chance Grayson added 59 yards on three catches, while Ty Miller chipped in 51 on a pair of grabs.

The Storm rushing attack cleared the 100-yard mark as a team, with four rushers putting together 112 yards, led by Ronnie Green who had 47 yards on 11 carries with a touchdown. Devlon Wortham added 26 yards on 10 carries, while Nelson Akinwande chipped in 23 yards on eight rushes.

Score by Quarters	..... 1	..... 2	..... 3	..... 4	..... Score	
Henderson State AR..	0	14	6	3	23	Record: (1-0,1-0)
Southeastern Okla...	3	6	0	7	16	Record: (0-1,0-1)

### Scoring Summary:

1st ....04:10 SOSU - Jake Walters 37 yd field goal, 4-5 2:05, HSU 0 - SOSU 3  
 2nd ....12:32 HSU - Ryan McDonald 3 yd run (Houston Ray kick), 7-65 2:18, HSU 7 - SOSU 3  
 ....03:10 HSU - JaVante Mack 10 yd pass from Dallas Hardison (Houston Ray kick), 1-10 0:07, HSU 14 - SOSU 3  
 ....00:06 SOSU - Franky Okafor 36 yd pass from Ryan Polite (Jake Walters kick failed), 7-77 0:58, HSU 14 - SOSU 9  
 3rd ....08:31 HSU - Jaquan Cole 10 yd run (Houston Ray kick blocked), 4-31 1:16, HSU 20 - SOSU 9  
 4th ....11:32 HSU - Houston Ray 30 yd field goal, 11-54 4:16, HSU 23 - SOSU 9  
 ....08:31 SOSU - Ronnie Green 14 yd run (Jake Walters kick), 8-90 2:55, HSU 23 - SOSU 16

	HSU	SOSU
FIRST DOWNS.....	15	17
RUSHES-YARDS (NET).....	33-109	39-112
PASSING YDS (NET).....	163	295
Passes Att-Comp-Int.....	30-20-2	40-24-1
TOTAL OFFENSE PLAYS-YARDS.....	63-272	79-407
Fumble Returns-Yards.....	1-71	0-0
Punt Returns-Yards.....	2-9	0-0
Kickoff Returns-Yards.....	3-55	4-59
Interception Returns-Yards....	1-0	2-23
Punts (Number-Avg).....	3-42.0	4-40.0
Fumbles-Lost.....	2-2	2-2
Penalties-Yards.....	7-80	13-107
Possession Time.....	23:42	36:18
Third-Down Conversions.....	4 of 11	7 of 19
Fourth-Down Conversions.....	1 of 2	1 of 4
Red-Zone Scores-Chances.....	4-4	2-4
Sacks By: Number-Yards.....	2-6	1-5

RUSHING: Henderson State AR-Jaquan Cole 17-84; Dallas Hardison 4-10; Rodney Bryson 4-7; JaVante Mack 1-6; Ryan McDonald 3-6; TEAM 4-minus 4.  
 Southeastern Okla.-Ronnie Green 11-47; Devlon Wortham 10-26; Nelson Akinwande 8-23; Ryan Polite 10-16.

PASSING: Henderson State AR-Dallas Hardison 19-28-2-160; Mark Czaus 0-1-0-0; Jonathan Edouard 1-1-0-3. Southeastern Okla.-Ryan Polite 24-39-1-295; TEAM 0-1-0-0.

RECEIVING: Henderson State AR-JaVante Mack 7-48; Corey Chappell 3-12; Jaquan Cole 2-25; Jacoby Lewis 2-23; Rodney Bryson 2-19; Joseph Snapp 2-7; Jalen Jones 1-15; Ryan McDonald 1-14. Southeastern Okla.-Kaymon Farmer 9-70; Franky Okafor 5-80; Chance Grayson 3-59; Anterric Maxey-Meshi 3-13; Ty Miller 2-51; Jordan Gill 1-18; Nelson Akinwande 1-4.

INTERCEPTIONS: Henderson State AR-Tavares Garner 1-0. Southeastern Okla.-Raheem Wilson 1-23; Jacoby Sanders 1-0.

FUMBLES: Henderson State AR-JaVante Mack 1-1; Dallas Hardison 1-1. Southeastern Okla.-Ryan Polite 1-1; Devlon Wortham 1-1.

Stadium: Paul Laird Field Attendance: 3200  
 Kickoff time: 6:10 pm End of Game: 9:01 pm Total elapsed time: 2:51  
 Officials: Referee: Bill Theodore; Umpire: Mike Martin; Linesman: Derrick Smith;  
 Line judge: Tommy Little; Back judge: Matthew Loughre; Field judge: Terrell Turner;  
 Side judge: Jeff Brixey;

## 2015 Week Two

	<b>Southeastern</b>	<b>40</b>
	<b>#11 Ouachita Baptist</b>	<b>42</b>

Saturday, Sept. 12, 2015 - Cliff Harris Stadium - Arkadelphia, Ark.

DURANT, Okla. - Southeastern outgained Henderson State 407-to-272 and forced four turnovers, but fell victim to missed opportunity and 13 penalties en route to a 23-16 loss in the season opener at Paul Laird Field.

The defense was stout, led by Raheem Wilson who tallied seven stops to go with an interception and a blocked PAT, holding the Reddie offense to 276 yards, its lowest offensive output since the 2011 season. He was joined by Kevin Jones who racked up seven stops, while Nicholas Sierra was right behind with six, including a half-tackle for a loss.

Orlando Swift forced one fumble, while Jacoby Sanders added a fumble recovery and an interception, while Clay Waters added a fumble recovery.

Ryan Polite tossed for 295 yards and a touchdown while completing 24-of-39 passes with one interception.

Kaymon Farmer was his most frequent target with nine catches for 70 yards, while Franky Okafor hauled in five receptions for a game-high 80 yards and a touchdown. Chance Grayson added 59 yards on three catches, while Ty Miller chipped in 51 on a pair of grabs.

The Storm rushing attack cleared the 100-yard mark as a team, with four rushers putting together 112 yards, led by Ronnie Green who had 47 yards on 11 carries with a touchdown. Devlon Wortham added 26 yards on 10 carries, while Nelson Akinwande chipped in 23 yards on eight rushes.

Score by Quarters	..... 1	..... 2	..... 3	..... 4	..... Score	
Southeastern Okla...	6	7	0	27	40	Record: (0-2,0-2)
Ouachita Baptist....	14	14	7	7	42	Record: (2-0,2-0)

### Scoring Summary:

1st ....13:38 OUA - Kris Oliver 43 yd run (Cole Antley kick), 4-69 1:22, SOSU 0 - OUA 7  
 ....06:15 SOSU - Ronnie Green 7 yd run (Jake Walters rush fumbld), 5-31 1:47, SOSU 6 - OUA 7  
 ....04:10 OUA - Brandon Marks 3 yd run (Cole Antley kick), 7-72 1:57, SOSU 6 - OUA 14  
 2nd ....11:38 SOSU - Nelson Akinwande 3 yd run (Jake Walters kick), 10-73 4:25, SOSU 13 - OUA 14  
 ....08:55 OUA - Brandon Marks 4 yd run (Cole Antley kick), 6-75 2:35, SOSU 13 - OUA 21  
 ....00:26 OUA - Kris Oliver 1 yd run (Cole Antley kick), 6-76 1:58, SOSU 13 - OUA 28  
 3rd ....00:24 OUA - Kris Oliver 20 yd run (Cole Antley kick), 10-92 4:33, SOSU 13 - OUA 35  
 4th ....10:06 SOSU - Kaymon Farmer 3 yd pass from Ryan Polite (Jake Walters kick), 6-45 1:41, SOSU 20 - OUA 35  
 ....09:53 OUA - Ke'Vontae Pope 90 yd kickoff return (Cole Antley kick), , SOSU 20 - OUA 42  
 ....05:14 SOSU - Thomas Curry 73 yd fumble recovery (Jake Walters kick), , SOSU 27 - OUA 42  
 ....04:43 SOSU - Franky Okafor 33 yd pass from Ryan Polite (Jake Walters kick), 2-56 0:31, SOSU 34 - OUA 42  
 ....00:31 SOSU - Franky Okafor 12 yd pass from Ryan Polite (Ryan Polite pass failed), 9-84 1:59, SOSU 40 - OUA 42

	SOSU	OBU
FIRST DOWNS.....	25	17
RUSHES-YARDS (NET).....	43-120	41-309
PASSING YDS (NET).....	367	96
Passes Att-Comp-Int.....	43-28-0	16-5-0
TOTAL OFFENSE PLAYS-YARDS.....	86-487	57-405
Fumble Returns-Yards.....	1-73	0-0
Punt Returns-Yards.....	4-13	3-26
Kickoff Returns-Yards.....	6-101	4-166
Interception Returns-Yards....	0-0	0-0
Punts (Number-Avg).....	6-39.8	6-40.3
Fumbles-Lost.....	1-0	2-1
Penalties-Yards.....	2-30	9-66
Possession Time.....	33:20	26:40
Third-Down Conversions.....	7 of 17	3 of 11
Fourth-Down Conversions.....	0 of 2	1 of 1
Red-Zone Scores-Chances.....	4-6	4-5
Sacks By: Number-Yards.....	1-12	2-15

RUSHING: Southeastern Okla.-Ronnie Green 19-68; Ryan Polite 14-30; Nelson Akinwande 7-16; Kaymon Farmer 3-6. Ouachita Baptist-Austin Warford 17-135; Kris Oliver 11-92; Brandon Marks 9-73; Donelle Hoof 4-9.

PASSING: Southeastern Okla.-Ryan Polite 28-42-0-367; Kaymon Farmer 0-1-0-0. Ouachita Baptist-Austin Warford 5-16-0-96.

RECEIVING: Southeastern Okla.-Franky Okafor 8-115; Kaymon Farmer 7-58; Ty Miller 3-71; Ronnie Green 3-21; Chance Grayson 2-59; Jordan Gill 2-8; James Revada 2-6; Anterric Maxey-Meshi 1-29. Ouachita Baptist-Johnath. Powell 4-56; Ke'Vontae Pope 1-40.

INTERCEPTIONS: Southeastern Okla.-None. Ouachita Baptist-None.

FUMBLES: Southeastern Okla.-Chance Grayson 1-0. Ouachita Baptist-Austin Warford 2-1.

Stadium: Cliff Harris Stadium Attendance: 2532  
 Kickoff time: 7:00 pm End of Game: 10:00 pm Total elapsed time: 3:00  
 Officials: Referee: Ron Standridge; Umpire: Matt Green; Linesman: Joe Cloud;  
 Line judge: David Coleman; Back judge: Jason Choate; Field judge: Trey Albritton;  
 Side judge: David Ward; Center judge: Devon Darden;

## 2015 Week Three

	<b>Oklahoma Baptist</b>	<b>27</b>
	<b>Southeastern</b>	<b>40</b>

Saturday, Sept. 19, 2015 - Paul Laird Field - Durant, Okla.

DURANT, Okla. - Southeastern's defense forced five turnovers and scored a pair of touchdowns and picked up its first win of the season, downing Oklahoma Baptist 40-27 at Paul Laird Field.

The game was the first meeting between the programs since the 1940 season and is Southeastern's first win since the 1923 campaign.

The offense put together 395 yards on the day, picking up 139 on the ground and adding 256 through the air.

Nelson Akinwande led the ground charge with 82 yards on 18 carries with a touchdown, while Ronnie Green chipped in 61 yards and a score on 18 carries. Ryan Polite finished the day with 256 yards and a touchdown on 22-of-40 passing, but had his struggles as well with three interceptions and was sacked three times. Kaymon Farmer was his favorite target on the game with seven catches for 90 yards, while Franky Okafor added three catches for 53 yards and Ty Miller chipped in 53 yards on a pair of receptions.

Jacoby Sanders led the defense in stops with eight tackles on the night, while Harris Everson added five. Sanders also had a pair of pass breakups, as did Bobby Jackson. Raheem Wilson turned in his second interception of the season, returning this one 67 yards for one of the team's two defensive scores. Orlando Swift would also add an interception, his first of the year and the fourth forced by the team in three games.

Score by Quarters	.... 1	..... 2	..... 3	..... 4	..... Score
Oklahoma Baptist....	0	6	14	7	27 Record: (0-3,0-3)
Southeastern Okla...	20	3	14	3	40 Record: (1-2,1-2)

### Scoring Summary:

1st ....14:39 SOSU - DeMarius Lavender 0 yd fumble recovery (Dru Smith pass failed), OBU 0 - SOSU 6  
 ....07:42 SOSU - Nick Sioson 4 yd pass from Ryan Polite (Jake Walters kick), 3-6 0:48, OBU 0 - SOSU 13  
 ....01:39 SOSU - Nelson Akinwande 2 yd run (Jake Walters kick), 10-54 4:31, OBU 0 - SOSU 20  
 2nd ....07:32 SOSU - Jake Walters 25 yd field goal, 11-90 4:26, OBU 0 - SOSU 23  
 ....01:50 OBU - Jacques Henderson 21 yd run (Trey Tully kick blockd), 2-32 0:12, OBU 6 - SOSU 23  
 3rd ....11:17 OBU - Brynden Pitzer 73 yd interception return (Connor Kinsey pass from Woodard), OBU 14 - SOSU 23  
 ....05:14 SOSU - Ronnie Green 1 yd run (Jake Walters kick), 7-77 2:31, OBU 14 - SOSU 30  
 ....04:32 OBU - Josh Pettijohn 45 yd pass from Dez Stegall (TEAM rush failed), 2-57 0:36, OBU 20 - SOSU 30  
 ....01:14 SOSU - Raheem Wilson 67 yd interception return (Jake Walters kick), OBU 20 - SOSU 37  
 4th ....14:50 OBU - Derek Serowski 50 yd pass from Cooper Koons (Trey Tully kick), 4-61 1:24, OBU 27 - SOSU 37  
 ....08:59 SOSU - Jake Walters 24 yd field goal, 15-60 5:47, OBU 27 - SOSU 40

	OBU	SOSU
FIRST DOWNS.....	17	23
RUSHES-YARDS (NET).....	25-110	47-139
PASSING YDS (NET).....	232	300
Passes Att-Comp-Int.....	41-22-2	41-23-3
TOTAL OFFENSE PLAYS-YARDS.....	66-342	88-439
Fumble Returns-Yards.....	0-0	0-0
Punt Returns-Yards.....	1-8	2-7
Kickoff Returns-Yards.....	5-32	2-20
Interception Returns-Yards....	3-97	2-67
Punts (Number-Avg).....	5-38.6	6-30.7
Fumbles-Lost.....	3-3	0-0
Penalties-Yards.....	8-64	15-135
Possession Time.....	22:47	37:13
Third-Down Conversions.....	5 of 14	8 of 20
Fourth-Down Conversions.....	1 of 3	1 of 1
Red-Zone Scores-Chances.....	0-2	5-6
Sacks By: Number-Yards.....	3-9	1-11

RUSHING: Oklahoma Baptist-Dez Stegall 6-60; Jordan Barnes 10-31; Jacques Henderson 1-21; Isaiah Mallory 4-14; Stephan Turner 1-2; TEAM 1-minus 7; Blake Woodard 2-minus 11. Southeastern Okla.-Nelson Akinwande 18-82; Ronnie Green 18-61; Ty Miller 1-2; Ryan Polite 7-minus 2; TEAM 3-minus 4.

PASSING: Oklahoma Baptist-Blake Woodard 12-21-1-65; Dez Stegall 9-19-1-117; Cooper Koons 1-1-0-50. Southeastern Okla.-Ryan Polite 23-41-3-300.

RECEIVING: Oklahoma Baptist-Derek Serowski 10-89; Josh Pettijohn 7-106; Stephan Turner 2-16; Jacques Henderson 1-10; Cagney Roberson 1-6; Connor Kinsey 1-5. Southeastern Okla.-Kaymon Farmer 7-90; Ty Miller 5-97; Franky Okafor 3-53; Chance Grayson 3-18; Ronnie Green 2-24; Anteric Maxey-Meshi 1-12; Nick Sioson 1-4; Lucas Liggins 1-2.

INTERCEPTIONS: Oklahoma Baptist-Brynden Pitzer 1-73; D'Ante Meeking 1-24; Phillip Spess 1-0. Southeastern Okla.-Raheem Wilson 1-67; Orlando Swift 1-0.

FUMBLES: Oklahoma Baptist-Derek Serowski 1-1; Jordan Barnes 1-1; Stephan Turner 1-1. Southeastern Okla.-None.

Stadium: Paul Laird Field Attendance: 3415

Kickoff time: 6:10 pm End of Game: 9:31 pm Total elapsed time: 3:21

Officials: Referee: Rick Ford; Umpire: Richard McDaniel; Linesman: Pat Smith;

Line judge: Greg Parham; Back judge: Cantrel Gaston; Field judge: Scotty Allen;

Side judge: Jason Choate; Center judge: Richard Owens;

## 2015 Week Four

	<b>Southeastern</b>	<b>41</b>
	<b>Southern Nazarene</b>	<b>7</b>

Saturday, Sept. 26, 2015 - SNU Field - Bethany, Okla.

BETHANY, Okla. - Southeastern set a school record with 421 yards on the ground en route to a 41-7 win over Southern Nazarene in Bethany, Okla.

Ronnie Green led a rushing attack that wrote its name in the SE record books with a combined 421 yards on 48 carries, averaging 8.8 yards per carry as a team with four rushing touchdowns. Green turned in a career-best 143 yards rushing on just 10 carries to average 14.3 yards per carry with a long of 58 yards and a TD. Three other running backs had at least 50 yards on the ground, while Ryan Polite finished with 46 yards rushing and a pair of rushing scores.

Polite added 185 yards passing in the contest on 17-of-26 passing with a touchdown, bringing the team's total offense number to 606 yards which was just 10 yards shy of matching SE's record for total offense.

His TD went to Okafor who finished the game with 73 yards on four catches with the one receiving score. Kaymon Farmer added four catches for 37 yards, while Chance Grayson, Green and Akinwande each added a pair of grabs.

Not to be outdone, the defense had an impressive outing as well, holding the Crimson Storm to 157 total yards with 75 on the ground and 82 through the air. Nicholas Sierra led the defense with six tackles, two for a loss, including one sack. Raheem Wilson snagged his third interception of the year, while Rob Gardner added a forced fumble and Jaden Moore recorded his first sack.

Score by Quarters	.... 1	..... 2	..... 3	..... 4	..... Score
Southeastern Okla...	13	14	14	0	41 Record: (2-2,2-2)
Southern Nazarene...	7	0	0	0	7 Record: (0-4,0-4)

### Scoring Summary:

1st ....12:04 SNU - Terence Olds 3 yd run (Carlos Anguiano kick), 7-58 2:56, SOSU 0 - SNU 7  
 ....06:08 SOSU - Ryan Polite 1 yd run (Jake Walters kick failed), 13-75 5:49, SOSU 6 - SNU 7  
 ....00:44 SOSU - Ryan Polite 18 yd run (Jake Walters kick), 4-67 1:19, SOSU 13 - SNU 7  
 2nd ....11:23 SOSU - Ronnie Green 58 yd run (Jake Walters kick), 5-75 1:31, SOSU 20 - SNU 7  
 ....00:59 SOSU - Franky Okafor 26 yd pass from Ryan Polite (Jake Walters kick), 6-99 1:23, SOSU 27 - SNU 7  
 3rd ....09:58 SOSU - Asanti McCrae 53 yd punt return (Jake Walters kick), SOSU 34 - SNU 7  
 ....02:24 SOSU - Franky Okafor 9 yd run (Joel Carlos kick), 8-60 3:52, SOSU 41 - SNU 7

	SOSU	OBU
FIRST DOWNS.....	30	12
RUSHES-YARDS (NET).....	48-421	28-75
PASSING YDS (NET).....	185	82
Passes Att-Comp-Int.....	27-17-1	29-12-1
TOTAL OFFENSE PLAYS-YARDS.....	75-606	57-157
Fumble Returns-Yards.....	0-0	0-0
Punt Returns-Yards.....	5-84	1-0
Kickoff Returns-Yards.....	2-43	6-138
Interception Returns-Yards....	1-3	1-0
Punts (Number-Avg).....	1-35.0	11-35.3
Fumbles-Lost.....	2-2	1-0
Penalties-Yards.....	12-89	9-68
Possession Time.....	31:31	28:29
Third-Down Conversions.....	8 of 12	3 of 14
Fourth-Down Conversions.....	0 of 1	0 of 0
Red-Zone Scores-Chances.....	3-5	1-1
Sacks By: Number-Yards.....	2-12	0-0

RUSHING: Southeastern Okla.-Ronnie Green 10-143; Nelson Akinwande 12-85; Asanti McCrae 6-75; Devlon Wortham 10-56; Ryan Polite 6-46; Dru Smith 1-10; Franky Okafor 1-9; TEAM 1-minus 1; Chance Grayson 1-minus 2. Southern Nazarene-Terence Olds 8-44; Damion Willis 6-19; Daniel Ramos 3-15; Q. Whitfield 8-8; John Martin 1-1; James Mauro 2-minus 12.

PASSING: Southeastern Okla.-Ryan Polite 17-26-1-185; Dru Smith 0-1-0-0. Southern Nazarene-James Mauro 12-29-1-82.

RECEIVING: Southeastern Okla.-Franky Okafor 4-73; Kaymon Farmer 4-37; Chance Grayson 2-28; Nelson Akinwande 2-12; Ronnie Green 2-12; Bryce Steele 1-18; Lucas Liggins 1-3; Connor Fuentes 1-2. Southern Nazarene-John Martin 5-51; Ian Jones 2-18; L. Christmas 1-8; Elden Coleman 1-4; Q. Whitfield 1-3; Damion Willis 1-2; Daniel Ramos 1-minus 4.

INTERCEPTIONS: Southeastern Okla.-Raheem Wilson 1-3. Southern Nazarene-Breyon Jackson 1-0.

FUMBLES: Southeastern Okla.-Ronnie Green 1-1; Kaymon Farmer 1-1. Southern Nazarene-Daniel Ramos 1-0.

Stadium: SNU Football Stadium Attendance: 1567


Kickoff time: 6 pm End of Game: 8:47 Total elapsed time: 2:47

Officials: Referee: Jason Harrison; Umpire: Glen Williams; Linesman: Landon Trusty;

Line judge: Skip Whitmer; Back judge: Richard Russ; Field judge: Adam Torma;

Side judge: Daniel Faulkner;

## 2015 Week Five - Homecoming

	<b>Southwestern Okla. State</b>	<b>0</b>
	<b>Southeastern</b>	<b>8</b>

Saturday, Oct. 3, 2015 - Paul Laird Field - Durant, Okla.

DURANT, Okla. - Southeastern's defense shone on Homecoming by holding Southwestern Oklahoma State to 177 total yards and picking up the win by the non-traditional score of 8-0 at Paul Laird Field.

The win lifts the Savage Storm to 3-2 overall on the year as well as in Great American Conference play and stretched their winning streak to three on the year.

It is the second straight win over the Bulldogs in the all-time series which SE now owns 45-36-3, as well as the second-straight homecoming win for the program.

SE pitched its first shutout since blanking Southern Nazarene during the 2014 season 45-0, but in this contest had the interesting distinction of winning a game in which no touchdowns were scored.

The Storm defense held both sides of the ball in check for the Bulldogs, allowing just 97 yards rushing and 80 yards passing.

SE forced a pair of turnovers on the afternoon as well.

SWOSU only entered Storm territory three times, the first ending on an interception in the endzone, the second on downs and the third on a punt. None of those trips came in the fourth quarter.

Score by Quarters	....1	.....2	.....3	.....4	.....Score	
Southwestern Okla...	0	0	0	0	0	Record: (2-3,2-3)
Southeastern Okla...	0	6	0	2	8	Record: (3-2,3-2)

### Scoring Summary:

2nd ...01:14 SOSU - Joel Carlos 24 yd field goal, 12-66 5:39, SWOSU 0 - SOSU 3  
 .....00:00 SOSU - Joel Carlos 30 yd field goal, 4-26 0:37, SWOSU 0 - SOSU 6  
 4th ....11:29 SOSU - TEAM safety, SWOSU 0 - SOSU 8

	SWOSU	SOSU
FIRST DOWNS.....	15	19
RUSHES-YARDS (NET).....	28-97	42-120
PASSING YDS (NET).....	80	217
Passes Att-Comp-Int.....	30-14-1	32-23-0
TOTAL OFFENSE PLAYS-YARDS.....	58-177	74-337
Fumble Returns-Yards.....	0-0	0-0
Punt Returns-Yards.....	0-0	1-4
Kickoff Returns-Yards.....	2-43	1-11
Interception Returns-Yards....	0-0	1-11
Punts (Number-Avg).....	5-38.8	6-41.0
Fumbles-Lost.....	2-1	1-1
Penalties-Yards.....	9-62	9-84
Possession Time.....	23:26	36:34
Third-Down Conversions.....	4 of 14	7 of 17
Fourth-Down Conversions.....	0 of 2	0 of 1
Red-Zone Scores-Chances.....	0-1	2-5
Sacks By: Number-Yards.....	0-0	1-13

RUSHING: Southwestern Okla.-Brooks Robertson 12-67; Kwame Tate 4-25; Kartrell Henderson 11-9; TEAM 1-minus 4. Southeastern Okla.-Ronnie Green 14-42; Nelson Akinwande 14-36; Devlon Wortham 5-30; Ryan Polite 8-14; TEAM 1-minus 2.

PASSING: Southwestern Okla.-Brooks Robertson 14-30-1-80. Southeastern Okla.-Ryan Polite 23-32-0-217.



RECEIVING: Southwestern Okla.-D.J Jones 4-36; Kartrell Henderson 3-minus 9; JR Omigie 2-26; Kwame Tate 2-minus 1; Dylan Power 1-15; Carlos Smith 1-7; Hunter Dinkines 1-6. Southeastern Okla.-Kaymon Farmer 6-37; Franky Okafor 5-36; Ronnie Green 4-79; Nick Sioson 3-22; Anterix Maxey-Meshi 2-9; Chance Grayson 1-17; Bryce Steele 1-14; Ty Miller 1-3.

INTERCEPTIONS: Southwestern Okla.-None. Southeastern Okla.-Jacoby Sanders 1-11.

FUMBLES: Southwestern Okla.-Kartrell Henderson 1-0; TEAM 1-1. Southeastern Okla.-Nelson Akinwande 1-1.

Stadium: Paul Laird Field Attendance: 3445  
 Kickoff time: 2:00 pm End of Game: 4:40 pm Total elapsed time: 2:40  
 Officials: Referee: Bill Theodore; Umpire: Mike Martin; Linesman: Derrick Smith;  
 Line judge: Tommy Little; Back judge: Matt Loughren; Field judge: Terrell Turner;  
 Side judge: Jeff Brixey;

## 2015 Week Six

	<b>Southeastern</b>	<b>16</b>
	<b>Northwestern Okla. St.</b>	<b>31</b>

Saturday, Oct. 10, 2015 - Ranger Field - Alva, Okla.

ALVA, Okla. - If it could go wrong it did go wrong for Southeastern on its longest Oklahoma road trip as the Savage Storm was tripped up by Northwestern Oklahoma State 31-16 on Saturday afternoon in Alva, Okla.

The Storm committed four turnovers, were sacked four times and were unable to get their running game off the ground.

Ryan Polite still put together his third 300-plus yard game of the season, finishing 28-of-53 for 335 yards and two touchdowns, but was picked off three times and sacked four times.

Ronnie Green hauled in eight passes and became the first running back to post a 100-yard receiving outing this season with 108 yards. Franky Okafor hauled in nine catches for 78 yards and a score, and Kaymon Farmer had a season-low two receptions, but did haul in a touchdown.

The rushing game on the other hand was mostly spinning its wheels all night, turning in just 42 total yards, the lowest rushing night for SE since 39 yards against Henderson State during the 2013 season. Green had 28 yards on 14 carries and Polite added 23 yards despite losing 37 yards on sacks, while no other runner broke into double-digit yardage.

The real stunner on the day was the problems of the vaunted Storm defense who was holding teams to 270 total yards and 130 yards on the ground through the first five games.

Score by Quarters	....1	.....2	.....3	.....4	.....Score	
Southeastern Okla...	0	7	3	6	16	Record: (3-3,3-3)
Northwestern Okla...	14	7	7	3	31	Record: (2-4,2-4)

### Scoring Summary:

1st ...04:06 NWOSU - Reid Miller 17 yd run (Will Hawkins kick), 6-35 1:44, SOSU 0 - NWOSU 7  
 .....01:35 NWOSU - Jason Jeanty 29 yd pass from Reid Miller (Will Hawkins kick), 1-29 0:08, SOSU 0 - NWOSU 14  
 2nd ...14:36 NWOSU - Zachry Doyle 5 yd pass from Reid Miller (Will Hawkins kick), 2-16 0:24, SOSU 0 - NWOSU 21  
 .....01:41 SOSU - Franky Okafor 9 yd pass from Ryan Polite (Joel Carlos kick), 4-48 0:32, SOSU 7 - NWOSU 21  
 3rd ...06:08 SOSU - Joel Carlos 23 yd field goal, 10-51 3:54, SOSU 10 - NWOSU 21  
 .....04:23 NWOSU - Arte' Miura Jr. 45 yd pass from Reid Miller (Will Hawkins kick), 4-60 1:34, SOSU 10 - NWOSU 28  
 4th ....12:31 NWOSU - Will Hawkins 21 yd field goal, 13-39 5:20, SOSU 10 - NWOSU 31  
 .....01:54 SOSU - Kaymon Farmer 11 yd pass from Ryan Polite (Joel Carlos rush fumble), 7-90 1:32, SOSU 16 - NWOSU 31

	SOSU	NWOSU
FIRST DOWNS.....	25	20
RUSHES-YARDS (NET).....	32-42	40-128
PASSING YDS (NET).....	335	236
Passes Att-Comp-Int.....	53-28-3	39-24-0
TOTAL OFFENSE PLAYS-YARDS.....	85-377	79-364
Fumble Returns-Yards.....	0-0	0-0
Punt Returns-Yards.....	2-20	1-0
Kickoff Returns-Yards.....	3-56	1-35
Interception Returns-Yards....	0-0	3-0
Punts (Number-Avg).....	7-34.9	5-40.2
Fumbles-Lost.....	1-1	3-2
Penalties-Yards.....	5-46	7-34
Possession Time.....	30:43	29:17
Third-Down Conversions.....	6 of 18	6 of 17
Fourth-Down Conversions.....	1 of 2	1 of 5
Red-Zone Scores-Chances.....	3-4	3-5
Sacks By: Number-Yards.....	2-12	4-37

RUSHING: Southeastern Okla.-Ronnie Green 14-28; Ryan Polite 12-23; Devlon Wortham 3-3; Ty Miller 1-2; Asanti McCrae 1-minus 4; Joel Carlos 1-minus 10. Northwestern Okla.-Reid Miller 9-47; C. Davis Jr. 15-36; Zachry Doyle 12-33; Janari Glover 1-33; Jarion Tudman 2-0; Will Hawkins 1-minus 21.

PASSING: Southeastern Okla.-Ryan Polite 28-53-3-335. Northwestern Okla.-Reid Miller 24-39-0-236.

RECEIVING: Southeastern Okla.-Franky Okafor 9-78; Ronnie Green 8-108; Bryce Steele 4-50; Ty Miller 3-40; Kaymon Farmer 2-27; Connor Fuentes 1-28; Asanti McCrae 1-4. Northwestern Okla.-J. Schanbacher 5-60; C. Davis Jr. 5-17; Jarion Tudman 4-22; Arte' Miura Jr. 3-57; Jason Jeanty 3-40; Zachry Doyle 2-10; Riley Hess 1-16; Alex De La Cruz 1-14.

INTERCEPTIONS: Southeastern Okla.-None. Northwestern Okla.-Jordan Norris 2-0; Erick Cook 1-0.

FUMBLES: Southeastern Okla.-Ronnie Green 1-1. Northwestern Okla.-Zachry Doyle 1-1; Janari Glover 1-0; Reid Miller 1-1.

Stadium: Ranger Field Attendance: 3000  
 Kickoff time: 3:00 pm End of Game: 6:08 pm Total elapsed time: 3:08

## 2015 Week Seven

	<b>Harding</b>	<b>4 OT</b>	<b>63</b>
	<b>Southeastern</b>		<b>60</b>

Saturday, Oct. 17, 2015 - Paul Laird Field - Durant, Okla.

DURANT, Okla. - Southeastern rallied from a slow start and a pair of 21-point deficits to tie the game with 12 seconds to play in regulation and battled four overtimes with Harding before falling 63-60 at Paul Laird Field.

The teams combined for over 1,000 yards of total offense and 123 points, which is the conference record for combined points in a game, breaking the old mark of 112.

Southeastern's 60 points is the most in a game since a 63-0 win over Oklahoma Baptist in the 1922 season.

Polite matched the record for completions in a game with 37 and set a new school record in attempts with 68, finishing with 398 yards which is the fourth best mark in a single game in school history. The 123 combined points is a Great American Conference record, as are four overtime sessions.

The 106 total plays the Storm ran on the day matches the school and GAC record for plays in a game, finishing with 465 yards of total offense, with 398 of it coming through the air.

Franky Okafor turned in a career day with 12 catches for 177 yards and a pair of touchdowns, while Kaymon Farmer added eight catches for 58 yards and three scores. Ty Miller hauled in six passes for 34 yards and in all Polite hit nine different receivers on the day.

<b>Score by Quarters</b>	<b>..... 1..... 2..... 3..... 4..... OT</b>	<b>[ 5 6 7 8 ]</b>	<b>Score</b>
Harding.....	14 7 ... 14 0 .....28	[ 7 7 8 6 ]	63 Record: (5-2,5-2)
Southeastern Okla...	0 .. 7 .. 7 ...21 ...25	[ 7 7 8 3 ]	60 Record: (3-4,3-4)

### Scoring Summary:

1st .....09:55 HU - Zach Shelley 58 yd run (Tristan Parsley kick), 4-67 2:17, HU 7 - SOSU 0  
 .....00:45 HU - Michael Latu 4 yd run (Tristan Parsley kick), 4-81 1:58, HU 14 - SOSU 0  
 2nd .....10:29 HU - Dwayne Carter 41 yd run (Tristan Parsley kick), 5-90 2:30, HU 21 - SOSU 0  
 .....00:11 SOSU - Kaymon Farmer 4 yd pass from Ryan Polite (Joel Carlos kick), 11-87 2:04, HU 21 - SOSU 7  
 3rd .....05:05 SOSU - Ronnie Green 2 yd run (Joel Carlos kick), 12-76 5:49, HU 21 - SOSU 14  
 .....01:59 HU - Dwayne Carter 2 yd run (Tristan Parsley kick), 6-74 3:04, HU 28 - SOSU 14  
 .....01:03 HU - Park Parish 1 yd run (Tristan Parsley kick), 3-14 0:51, HU 35 - SOSU 14  
 4th .....12:47 SOSU - Ronnie Green 6 yd run (Joel Carlos kick), 5-28 1:58, HU 35 - SOSU 21  
 .....10:43 SOSU - Franky Okafor 14 yd pass from Ryan Polite (Joel Carlos kick), 7-37 1:47, HU 35 - SOSU 28  
 .....00:12 SOSU - Kaymon Farmer 1 yd pass from Ryan Polite (Joel Carlos kick), 14-80 2:46, HU 35 - SOSU 35  
 OT .....15:00 HU - Zach Shelley 4 yd run (Tristan Parsley kick), 4-25 0:00, HU 42 - SOSU 35  
 .....15:00 SOSU - Franky Okafor 33 yd pass from Ryan Polite (Joel Carlos kick), 8-25 0:00, HU 42 - SOSU 42  
 .....15:00 SOSU - Kaymon Farmer 12 yd pass from Ryan Polite (Joel Carlos kick), 5-25 0:00, HU 42 - SOSU 49  
 .....15:00 HU - Matt Tenison 25 yd run (Tristan Parsley kick), 1-25 0:00, HU 49 - SOSU 49  
 .....15:00 HU - Matt Tenison 2 yd run (Park Parish rush), 7-25 0:00, HU 57 - SOSU 49  
 .....15:00 SOSU - Asanti McCrae 15 yd run (Franky Okafor pass from Ryan Polite), 4-25 0:00, HU 57 - SOSU 57  
 .....15:00 SOSU - Joel Carlos 35 yd field goal, 4-7 0:00, HU 57 - SOSU 60  
 .....15:00 HU - Park Parish 1 yd run, 5-25 0:00, HU 63 - SOSU 60

	HU	SOSU
FIRST DOWNS.....	23	31
RUSHES-YARDS (NET).....	69-528	38-67
PASSING YDS (NET).....	67	398
Passes Att-Comp-Int.....	3-3-0	68-37-1
TOTAL OFFENSE PLAYS-YARDS.....	72-595	106-465
Fumble Returns-Yards.....	1-2	1-10
Punt Returns-Yards.....	3-4	1-0
Kickoff Returns-Yards.....	6-114	5-123
Interception Returns-Yards...	1-0	0-0
Punts (Number-Avg).....	3-34.7	4-42.8
Fumbles-Lost.....	3-3	4-3
Penalties-Yards.....	10-79	6-47
Possession Time.....	30:49	29:11
Third-Down Conversions.....	4 of 12	11 of 23
Fourth-Down Conversions.....	2 of 3	4 of 6
Red-Zone Scores-Chances.....	6-8	9-9
Sacks By: Number-Yards.....	3-17	0-0

**RUSHING:** Harding-Zach Shelley 10-157; Matt Tenison 20-106; Dwayne Carter 10-87; Park Parish 12-85; Michael Latu 10-54; Eric Kelly 3-41; Eric Simmons 2-2; TEAM 2-minus 4. Southeastern Okla.-Ronnie Green 20-30; Ryan Polite 13-19; Asanti McCrae 5-18.

**PASSING:** Harding-Park Parish 3-3-0-67. Southeastern Okla.-Ryan Polite 37-68-1-398.



**RECEIVING:** Harding-Andrew Dather 1-35; Eric Kelly 1-24; Matt Tenison 1-8. Southeastern Okla.-Franky Okafor 12-177; Kaymon Farmer 8-58; Ty Miller 6-34; Ronnie Green 3-51; Bryce Steele 3-39; Connor Fuentes 2-22; Chance Grayson 1-7; Lucas Liggins 1-6; Anterric Maxey-Meshi 1-4.

**INTERCEPTIONS:** Harding-DeAndre Baines 1-0. Southeastern Okla.-None.

**FUMBLES:** Harding-Zach Shelley 1-1; Michael Latu 1-1; Corey Bassett 1-1. Southeastern Okla.-Ronnie Green 2-1; Ryan Polite 1-1; Caden Pratt 1-1.

Stadium: Paul Laird Field Attendance: 2015  
 Kickoff time: 2:10 pm End of Game: 5:53 Total elapsed time: 3:43  
 Officials: Referee: Ron Standridge; Umpire: Matt Green; Linesman: David Coleman;  
 Line judge: Mike Boles; Back judge: Bryan Greenwood; Field judge: Trey Albritton;  
 Side judge: Daniel Faulkner;

## 2015 Week Eight

	<b>Southeastern</b>	<b>37</b>
	<b>Arkansas Tech</b>	<b>57</b>

Saturday, Oct. 24, 2015 - Thone Stadium - Russellville, Ark.

RUSSELLVILLE, Ark. - Southeastern was unable to overcome an early 23 point deficit and dropped its third-straight game, falling at Arkansas Tech 57-37 in Russellville, Ark.

Despite the first-half deficit, SE twice cut the ATU lead to 13 points in the second half.

The last of those came on a three-yard Ronnie Green touchdown with 12:03 to go in the game, but after forcing the Wonder Boys to punt SE was forced to punt on its next possession as well. But the Storm would once again hold and get the ball back at the ATU 43 yard line with 5:50 to play and still needing two scores, but a fumble would bring the rally hopes to an end as Arkansas Tech would recover and score on its next drive to fashion the final of 57-37.

SE's offense was held to its second lowest output on the season at 344 yards, with Ryan Polite driving the bulk of that with a 26-of-45 passing effort for 239 yards and a pair of touchdowns. The rushing game did crack the 100-yard mark, led by Kieron Hardrick who carried 13 times for 73 yards in his first action of the season. Green had 58 yards on 11 carries and scored twice. Bryce Steele was the leading receiver on the day with a game-high 82 yards on eight catches with one touchdown. Franky Okafor and Kaymon Farmer each added five catches, with Okafor's going for 61 yards, while Hardrick had two catches for seven yards, but one was for a touchdown.

Defensively, Kevin Jones had a team-best 13 tackles, while Thomas Curry added 12 in his return to the lineup. Raheem Wilson snagged his fourth pick of the season and returned it 64 yards for a touchdown, his second pick-six of the year. Sione Taufahema finished with eight tackles, but picked up 1.5 sacks on the day and two total tackles for loss.

<b>Score by Quarters</b>	<b>.... 1..... 2..... 3..... 4.....</b>	<b>Score</b>
Southeastern Okla...	6 14 10 7	37 Record: (3-5,3-5)
Arkansas Tech.....	23 20 7 7	57 Record: (6-2,6-2)

### Scoring Summary:

1st .....12:01 ATU - K Thompson 10 yd run (Eric Perez kick), 3-16 0:33, SOSU 0 - ATU 7  
 .....09:42 SOSU - Bryce Steele 9 yd pass from Ryan Polite (Joel Carlos kick blocked), 6-82 2:14, SOSU 6 - ATU 7  
 .....09:42 ATU - Cua' Rose PAT return, , SOSU 6 - ATU 9  
 .....05:52 ATU - K Thompson 6 yd run (Eric Perez kick), 11-64 3:50, SOSU 6 - ATU 16  
 .....00:46 ATU - Chris Eastburn 57 yd pass from Arsenio Favor (Eric Perez kick), 3-65 1:22, SOSU 6 - ATU 23  
 2nd .....13:29 ATU - Bryan Allen 15 yd run (Eric Perez kick failed), 6-91 1:35, SOSU 6 - ATU 29  
 .....11:06 SOSU - Ronnie Green 23 yd run (Joel Carlos kick), 8-71 2:15, SOSU 13 - ATU 29  
 .....09:28 SOSU - Raheem Wilson 64 yd interception return (Joel Carlos kick), , SOSU 20 - ATU 29  
 .....05:39 ATU - Arsenio Favor 2 yd run (Eric Perez kick), 9-50 3:49, SOSU 20 - ATU 36  
 .....01:02 ATU - K Thompson 1 yd run (Eric Perez kick), 10-77 2:44, SOSU 20 - ATU 43  
 3rd .....10:39 SOSU - Joel Carlos 31 yd field goal, 10-62 4:12, SOSU 23 - ATU 43  
 .....05:33 SOSU - Kieron Hardrick 3 yd pass from Ryan Polite (Joel Carlos kick), 8-47 3:29, SOSU 30 - ATU 43  
 .....02:24 ATU - Luke Starks 14 yd pass from Arsenio Favor (Eric Perez kick), 8-73 3:03, SOSU 30 - ATU 50  
 4th .....12:03 SOSU - Ronnie Green 3 yd run (Joel Carlos kick), 14-73 5:21, SOSU 37 - ATU 50  
 .....02:22 ATU - K Thompson 8 yd run (Eric Perez kick), 5-35 2:44, SOSU 37 - ATU 57

	SOSU	ATU
FIRST DOWNS.....	26	32
RUSHES-YARDS (NET).....	29-105	66-388
PASSING YDS (NET).....	239	179
Passes Att-Comp-Int.....	46-26-1	18-12-1
TOTAL OFFENSE PLAYS-YARDS.....	75-344	84-567
Fumble Returns-Yards.....	0-0	0-0
Punt Returns-Yards.....	1-1	0-0
Kickoff Returns-Yards.....	8-223	5-70
Interception Returns-Yards...	1-64	1-0
Punts (Number-Avg).....	3-44.3	4-21.5
Fumbles-Lost.....	2-2	1-0
Penalties-Yards.....	8-93	11-107
Possession Time.....	27:12	32:48
Third-Down Conversions.....	7 of 16	7 of 13
Fourth-Down Conversions.....	2 of 3	1 of 1
Red-Zone Scores-Chances.....	4-4	7-7
Sacks By: Number-Yards.....	2-13	1-7

**RUSHING:** Southeastern Okla.-Kieron Hardrick 13-73; Ronnie Green 11-58; Anterric Maxey-Meshi 1-0; Ryan Polite 3-minus 2; TEAM 1-minus 24. Arkansas Tech-Bryan Allen 21-158; K Thompson 17-105; B Stringer 14-83; J Murdock 2-24; Arsenio Favor 9-22; TEAM 2-minus 2; Chris Eastburn 1-minus 2.  
**PASSING:** Southeastern Okla.-Ryan Polite 26-45-1-239; TEAM 0-1-0-0. Arkansas Tech-Arsenio Favor 12-18-1-179.

**RECEIVING:** Southeastern Okla.-Bryce Steele 8-82; Franky Okafor 5-61; Kaymon Farmer 5-20; Ty Miller 3-18; Anterric Maxey-Meshi 2-37; Kieron Hardrick 2-7; Ronnie Green 1-14. Arkansas Tech-J Murdock 4-66; Chris Eastburn 2-74; B Stringer 2-10; Terrez Hampton 2-7; Luke Starks 1-14; Michael Fine 1-8.

**INTERCEPTIONS:** Southeastern Okla.-Raheem Wilson 1-64. Arkansas Tech-Cua' Rose 1-0.

**FUMBLES:** Southeastern Okla.-TEAM 1-1; Asanti McCrae 1-1. Arkansas Tech-KJ Reid 1-0.

Stadium: Thone Stadium Attendance: 1049  
 Kickoff time: 2:00 PM End of Game: 5:02 PM Total elapsed time: 3:02

## 2015 Week Nine

	<b>Southern Arkansas</b>	<b>13</b>
	<b>Southeastern</b>	<b>35</b>

Saturday, Oct. 31, 2015 - Paul Laird Field - Durant, Okla.

DURANT, Okla. - The Southeastern defense held Southern Arkansas to minus-two yards rushing and tied a school record with eight sacks to help get the Savage Storm back in the win column with a 35-13 victory over the Muleriders at Paul Laird Field.

The 35-13 final breaks a four-year trend of one-score games going back to the formation of the conference and gives SE a 3-2 edge in the series over that span.

The defense held Southern Arkansas to 318 yards on the day, but did it by switching up its specialties. SE entered the game leading the conference in pass defense but was hit for 320 yards through the air, while on the other hand the Storm came in ranked 10th in rushing defense and held the Muleriders to minus-two yards on the ground.

Kent London turned in a team-best nine tackles and added an interception in the endzone and another pass breakup. Sione Taufahema and Clay Waters each registered a pair of sacks, while Patrick Howard finished with 1.5. Trent Hannah, Jaden Moore, and Josh Morrison each had at least a half-sack. The eight sacks as a team matches the eight sacks posted by the 1988 team in a win over Central Arkansas in the opening round of the NAIA playoffs.

Bobby Jackson also snagged an interception and added three pass breakups, while Morrison forced a fumble and Trent Hannah recovered it.

### Score by Quarters

Southern Arkansas...	..... 0	.. 0	.. 0	.. 13	.. 13	Record: (5-4,5-4)
Southeastern Okla...	..... 7	.. 7	.. 14	7	..... 35	Record: (4-5,4-5)

### Scoring Summary:

1st ....12:01 SOSU - Dru Smith 1 yd run (Joel Carlos kick), 8-52 2:59, SAU 0 - SOSU 7  
 2nd ....02:16 SOSU - Devon Wortham 1 yd run (Joel Carlos kick), 5-73 1:59, SAU 0 - SOSU 14  
 3rd ....11:17 SOSU - Devon Wortham 3 yd run (Joel Carlos kick), 10-75 3:43, SAU 0 - SOSU 21  
 .....01:26 SOSU - Nick Sioson 8 yd pass from Ryan Polite (Joel Carlos kick), 8-52 3:36, SAU 0 - SOSU 28  
 4th ....12:37 SAU - Tevin McDonald 2 yd run (Bradford Grems kick), 11-69 3:44, SAU 7 - SOSU 28  
 .....08:57 SAU - Garrett Turnbull 9 yd pass from Barrett Renner (Bradford Grems kick failed), 11-78 2:31, SAU 13 - SOSU 28  
 .....04:50 SOSU - Devon Wortham 2 yd run (Joel Carlos kick), 7-39 4:04, SAU 13 - SOSU 35

	SAU	SOSU
FIRST DOWNS.....	19	25
RUSHES-YARDS (NET).....	23--2	54-252
PASSING YDS (NET).....	320	209
Passes Att-Comp-Int.....	41-22-2	29-16-0
TOTAL OFFENSE PLAYS-YARDS.....	64-318	83-461
Fumble Returns-Yards.....	0-0	0-0
Punt Returns-Yards.....	1-7	2-21
Kickoff Returns-Yards.....	3-39	2-31
Interception Returns-Yards.....	0-0	2-6
Punts (Number-Avg).....	6-43.7	6-36.7
Fumbles-Lost.....	1-1	1-0
Penalties-Yards.....	7-52	12-102
Possession Time.....	23:13	36:47
Third-Down Conversions.....	3 of 10	8 of 17
Fourth-Down Conversions.....	0 of 0	1 of 1
Red-Zone Scores-Chances.....	2-4	5-6
Sacks By: Number-Yards.....	0-0	8-67

RUSHING: Southern Arkansas-William McKnight 3-9; Michael Nunnery 4-2; Tevin McDonald 1-2; Barrett Renner 15-minus 15. Southeastern Okla.-Ronnie Green 12-115; Devon Wortham 20-71; Kieron Hardrick 6-25; Ryan Polite 7-22; Dru Smith 5-15; Franky Okafor 2-7; TEAM 2-minus 3.

PASSING: Southern Arkansas-Barrett Renner 22-41-2-320. Southeastern Okla.-Ryan Polite 15-24-0-204; Dru Smith 1-5-0-5.


RECEIVING: Southern Arkansas-Tanner Hudson 8-111; Tevin McDonald 3-32; Jonathan Weisheit 3-29; William McKnight 2-23; Jaylon Dews 1-66; Karonce Higgins 1-18; Sidney Moore 1-16; Jared Brown 1-12; Garrett Turnbull 1-9; Michael Nunnery 1-4. Southeastern Okla.-Kaymon Farmer 7-67; Franky Okafor 3-62; Bryce Steele 2-54; Nick Sioson 2-14; Ronnie Green 1-7; Connor Fuentes 1-5.

INTERCEPTIONS: Southern Arkansas-None. Southeastern Okla.-Bobby Jackson 1-6; Kent London 1-0.

FUMBLES: Southern Arkansas-Barrett Renner 1-1. Southeastern Okla.-Ronnie Green 1-0.

Stadium: Paul Laird Field Attendance: 1979  
 Kickoff time: 2:10 pm End of Game: 5:03 pm Total elapsed time: 2:53  
 Officials: Referee: Stan Sence; Umpire: Jim Featherston; Linesman: Gregg Long;  
 Line judge: Joe Cloud; Back judge: Mark Huffman; Field judge: Mike Catton;  
 Side judge: David Ward;

## 2015 Week Ten

	<b>Southeastern</b>	<b>37</b>
	<b>Arkansa-Monticello</b>	<b>0</b>

Saturday, Nov. 7, 2015 - WCL Cotton Boll Stadium - Monticello, Ark.

MONTICELLO, Ark. - The Southeastern defense forced six turnovers and held Arkansas-Monticello to just 97 yards of total offense and was rewarded with its second shutout of the season, topping the Boll Weevils 37-0 in wet conditions in Monticello, Ark.

SE will head into that game after back-to-back wins and with a defense that has not allowed a point in seven of the last eight quarters.

It is the first time a Southeastern defense has posted two shutouts in the same year since the 1991 club opened the season with back-to-back shutouts with a 17-0 win over Southern Arkansas and a 14-0 win over Ouachita Baptist.

The 97 total yards is a season low for yards allowed overall, while the passing defense set its best mark of the year by allowing just 46 yards through the air, marking the fifth time the secondary has held an opponent to less than 100 yards passing.

The defense was dominant, allowing just five first downs with the Weevils running just 46 offensive plays on the night compared to 80 by the Storm offense.

Kent London led the defense with four tackles, while adding a pair of interceptions. A foursome of defenders posted three tackles each, led by Jacoby Sanders who recorded the game's only sack during which he forced a fumble which was recovered by Tajawin Smith. Kevin Jones also recovered a fumble and doing so scored the fifth defensive touchdown of the season with an 11 yard fumble return. The five defensive scores matches the most in a season since the 2004 campaign.

### Score by Quarters

Southeastern Okla...	7	12	12	6	37	Record: (5-5,5-5)
Arkansas-Monticello...	0	0	0	0	0	Record: (1-9,1-9)

### Scoring Summary:

1st ....14:39 SOSU - Kevin Jones 11 yd fumble recovery (Joel Carlos kick), , SOSU 7 - UAM 0  
 2nd ....14:52 SOSU - Ronnie Green 1 yd run (Joel Carlos kick blocked), 8-80 3:34, SOSU 13 - UAM 0  
 .....05:30 SOSU - Ronnie Green 9 yd pass from Ryan Polite (Devlon Wortham rush failed), 12-48 5:57, SOSU 19 - UAM 0  
 3rd ....09:18 SOSU - Kaymon Farmer 9 yd pass from Ryan Polite (Joel Carlos kick failed), 11-68 5:41, SOSU 25 - UAM 0  
 .....04:48 SOSU - Ryan Polite 15 yd run (Ryan Polite pass failed), 6-47 2:56, SOSU 31 - UAM 0  
 4th ....09:05 SOSU - Devon Wortham 1 yd run (Ryan Polite rush failed), 11-70 5:47, SOSU 37 - UAM 0

	SOSU	UAM
FIRST DOWNS.....	20	5
RUSHES-YARDS (NET).....	65-261	23-51
PASSING YDS (NET).....	121	46
Passes Att-Comp-Int.....	15-12-0	23-5-4
TOTAL OFFENSE PLAYS-YARDS.....	80-382	46-97
Fumble Returns-Yards.....	1-11	0-0
Punt Returns-Yards.....	0-0	1-17
Kickoff Returns-Yards.....	0-0	5-88
Interception Returns-Yards....	4-43	0-0
Punts (Number-Avg).....	4-34.2	6-34.3
Fumbles-Lost.....	1-0	3-2
Penalties-Yards.....	10-77	9-75
Possession Time.....	40:18	19:42
Third-Down Conversions.....	4 of 17	2 of 12
Fourth-Down Conversions.....	6 of 7	0 of 2
Red-Zone Scores-Chances.....	5-6	0-1
Sacks By: Number-Yards.....	1-9	0-0

RUSHING: Southeastern Okla.-Ronnie Green 18-103; Devlon Wortham 21-80; Ryan Polite 8-65; Nelson Akinwande 9-20; Kieron Hardrick 2-12; Dru Smith 1-8; TEAM 6-minus 27. Arkansas-Monticello-Nick Williams 7-45; Jeremy Jackson 9-16; Cole Sears 3-10; Darius McKenney 1-minus 6; TEAM 1-minus 7; Hunter Leppert 2-minus 7.

PASSING: Southeastern Okla.-Ryan Polite 11-14-0-98; Nick Sioson 1-1-0-23. Arkansas-Monticello-Hunter Leppert 5-17-2-46; Cole Sears 0-4-1-0; Trey Taylor 0-1-0-0; Trevon Smith 0-1-1-0.

RECEIVING: Southeastern Okla.-Ronnie Green 3-39; Kaymon Farmer 3-34; Connor Fuentes 2-10; Nick Sioson 2-9; Franky Okafor 1-23; Anteric Maxey-Meshi 1-6. Arkansas-Monticello-Kevin Beckwith 2-8; R. Morris 1-20; Cody Bordelon 1-9; Jalen Tolliver 1-9.

INTERCEPTIONS: Southeastern Okla.-Kent London 2-0; Orlando Swift 1-43; Raheem Wilson 1-0. Arkansas-Monticello-None.

FUMBLES: Southeastern Okla.-TEAM 1-0. Arkansas-Monticello-TEAM 1-1; Darius McKenney 1-0; Hunter Leppert 1-1.

Stadium: WCL Cotton Boll Attendance: 657  
 Kickoff time: 3 PM End of Game: 5:45 PM Total elapsed time: 2:45  
 Officials: Referee: Ken Roan; Umpire: Devon Darden; Linesman: Landon Trusty;  
 Line judge: Brad Gant; Back judge: Bill Gregory; Field judge: Rett Cranford;  
 Side judge: Rodney Davis;

# Single Game Individual Offensive Performances In the D-II Era

## 2015 Southeastern

### 100-yard Rushers

Date	Opp.	Player	Att.	Yds.	Avg.	Long
Sept 26	SNU	Ronnie Green	10	143	14.3	58
Oct. 31	SAU	Ronnie Green	12	115	9.6	39
Nov. 7	UAM	Ronnie Green	18	103	5.7	26

### 100-yard Receivers

Date	Opp.	Player	Rec.	Yds.	Avg.	Long
Sept 12	OBU	Franky Okafor	8	115	14.4	33
Oct 10	NWO	Ronnie Green	8	108	13.5	23
Oct. 17	HU	Franky Okafor	12	177	14.8	33

### 300-yard Passers

Date	Opp.	Player	Cmp.	Att.	Yds.	Long
Sept 12	OBU	Ryan Polite	28	42	367	50
Sept. 19	OKBU	Ryan Polite	23	41	300	44
Oct. 10	NWO	Ryan Polite	28	53	335	28
Oct. 17	HU	Ryan Polite	37	68	398	33

### Multi-TD Games

Date	Opp.	Player	Ru	Rec	Ret	Tot
Sept 26	SNU	Ryan Polite	2	0	0	2
Sept 26	SNU	Franky Okafor	1	1	0	2
Oct. 17	HU	Kaymon Farmer	0	3	0	3
Oct. 17	HU	Ronnie Green	2	0	0	2
Oct. 17	HU	Franky Okafor	0	2	0	2
Oct. 24	ATU	Ronnie Green	2	0	0	2
Oct. 31	SAU	Devlon Wortham	3	0	0	3
Nov. 7	UAM	Ronnie Green	1	1	0	2

### 20-plus Carries

Date	Opp.	Player	Att.	Yds.	Avg.	Long
Oct 17	HU	Ronnie Green	20	30	1.5	17
Oct. 31	SAU	Devlon Wortham	20	71	3.6	16
Nov. 7	UAM	Devlon Wortham	21	80	3.8	21

### 5-Plus Receptions

Date	Opp.	Player	Rec.	Yds.	Avg.	Long
Sept. 3	HSU	Kaymon Farmer	9	70	7.8	25
Sept. 3	HSU	Franky Okafor	5	80	16.0	36
Sept. 12	OBU	Franky Okafor	8	115	14.4	33
Sept. 12	OBU	Kaymon Farmer	7	58	8.3	18
Sept. 19	OKBU	Ty Miller	5	97	19.4	44
Sept. 19	OKBU	Kaymon Farmer	7	90	12.9	21
Oct. 3	SWO	Kaymon Farmer	6	37	6.2	8
Oct. 3	SWO	Franky Okafor	5	36	7.2	18
Oct. 10	NWO	Franky Okafor	9	78	8.7	19
Oct. 10	NWO	Ronnie Green	8	108	13.5	23
Oct. 17	HU	Franky Okafor	12	177	14.5	33
Oct. 17	HU	Kaymon Farmer	8	58	7.3	12
Oct. 17	HU	Ty Miller	6	34	5.7	17
Oct. 24	ATU	Bryce Steele	8	82	10.3	23
Oct. 24	ATU	Franky Okafor	5	61	12.2	19
Oct. 24	ATU	Kaymon Farmer	5	20	4.0	12
Oct. 31	SAU	Kaymon Farmer	7	67	9.6	21

### 25-plus Pass Completions

Date	Opp.	Player	Cmp.	Att.	Yds.	Long
Sept 12	OBU	Ryan Polite	28	42	367	50
Oct 10	NWO	Ryan Polite	28	53	335	28
Oct. 17	HU	Ryan Polite	37	68	398	33
Oct. 24	ATU	Ryan Polite	26	45	239	31

## Southeastern

### 100-yard Rushers

Date	Opp.	Player	Att.	Yds.	Avg.	Long
9/27/97	ENMU	Greg Ray	23	112	4.9	28
10/11/97	OBU	Greg Ray	18	125	6.9	31
10/11/97	OBU	TJ McMurray	22	123	5.6	21
10/18/97	SWOS	Greg Ray	23	126	5.5	21
11/8/97	UCO	Robert Marshall	23	178	7.7	90
11/15/97	ECU	Robert Marshall	25	190	7.6	60
9/17/98	AMC	Clem Coleman	27	146	5.4	19
10/10/98	OBU	D. Anderson	21	157	7.5	51
10/31/98	NSU	Richie Calmus	21	101	4.8	12
11/14/98	ECU	Richie Calmus	20	126	6.3	21
9/4/99	SAU	Johnny McHenry	22	114	5.2	20
9/18/99	ACU	Johnny McHenry	23	133	5.8	28
9/25/99	WTAM	Johnny McHenry	21	179	8.5	35
10/2/99	HU	Scott Martin	18	133	7.4	49
10/2/99	HU	Johnny McHenry	23	112	4.9	24
10/9/99	OBU	Johnny McHenry	22	178	8.1	70
10/16/99	SWOS	Johnny McHenry	18	115	6.4	49
10/23/99	WNMU	Scott Martin	28	214	7.6	38
11/6/99	UCO	Scott Martin	34	129	3.8	11
9/16/00	TAMK	Johnny McHenry	29	102	3.5	15
10/21/00	MSU	Johnny McHenry	19	120	6.3	46
11/11/00	ECU	Johnny McHenry	29	115	4.0	24
9/22/01	TSU	Scott Martin	18	116	6.4	21
10/6/01	ACU	Scott Martin	22	183	8.3	52
10/27/01	SWOS	Scott Martin	15	131	8.7	33
11/3/01	UCO	Scott Martin	20	113	5.7	19
11/10/01	ECU	Scott Martin	28	165	5.9	43
9/21/02	ASU	Drew Beard	24	118	4.9	18
9/21/02	ASU	T. Anderson	16	117	7.3	20
9/28/02	WTAM	Brian Odum	10	137	13.7	68
10/12/02	NSU	Drew Beard	17	105	6.2	28
11/2/02	UCO	Drew Beard	37	102	2.8	12
10/11/03	NSU	Drew Beard	13	106	8.2	19
10/25/03	SWOS	Drew Beard	17	214	12.6	76
11/1/03	UCO	Drew Beard	12	101	8.4	34
9/4/04	ENMU	Drew Beard	13	231	17.8	53
10/30/04	UCO	Drew Beard	19	106	5.6	15
9/3/05	ENMU	Terel King	16	135	8.4	55
9/10/05	ASU	Sean Cooper	21	131	6.2	28
10/1/05	ACU	Sean Cooper	28	178	6.2	26
10/15/05	AMC	Sean Cooper	27	110	4.1	14
10/22/05	SWOS	Sean Cooper	14	106	7.6	23
8/31/06	NWOS	Sean Cooper	12	124	10.3	23
9/23/06	TAMK	Sean Cooper	20	104	5.2	27
11/3/07	NSU	Marcus High	9	111	12.3	38
11/10/07	ECU	Sean Cooper	22	174	7.9	80
9/6/08	MSU	Baylen Laury	18	116	6.4	38
10/4/08	SWOS	Baylen Laury	18	109	6.1	44
11/1/08	AMC	Baylen Laury	13	138	10.6	67
8/27/09	HSU	Baylen Laury	12	114	9.5	35
9/12/09	ENMU	Baylen Laury	22	184	8.4	75
11/7/09	ECU	Josh Johnson	20	114	5.7	36
9/11/10	UIW	Baylen Laury	9	152	16.9	60
9/18/10	WTAM	Baylen Laury	20	102	5.1	12
10/2/10	AMC	Jamaal Evans	28	125	4.5	17
10/9/10	SWOS	Jamaal Evans	30	131	4.4	16
10/16/10	UCO	Baylen Laury	23	198	8.6	36
10/23/10	ECU	Baylen Laury	22	222	10.0	70
10/30/10	ENMU	Baylen Laury	26	128	4.5	21
11/6/10	ASU	Baylen Laury	25	138	5.5	23
9/10/11	UCO	Jamaal Evans	28	182	6.5	32
10/1/11	SWOS	CJ Kirk	23	146	6.3	25
11/5/11	OBU	CJ Kirk	21	122	5.8	26
11/12/11	HU	CJ Kirk	28	120	4.3	17
10/6/12	ATU	Ladarius Abrams	18	176	9.8	48
10/6/12	ATU	Jercolby Bradley	16	114	7.1	30
10/13/12	NWOS	Don Brown	16	116	7.3	20
10/27/12	UAM	Ladarius Abrams	19	107	5.6	23
9/5/13	SAU	Devlon Wortham	13	220	16.9	87
10/5/13	AMC	Devlon Wortham	32	139	4.3	20
10/12/13	SNU	Devlon Wortham	21	115	5.5	29
10/12/13	SNU	Nelson Akinwande	21	101	4.8	15
10/26/13	NWOS	Devlon Wortham	21	184	8.8	6
11/16/13	ECU	Devlon Wortham	25	138	5.5	19
9/6/14	SAU	Devlon Wortham	14	228	16.3	76
9/13/14	UAM	Ronnie Green	25	141	5.6	34
9/13/14	UAM	Devlon Wortham	12	114	9.5	37
9/27/14	OBU	Ronnie Green	23	104	4.5	31
10/25/14	NWOS	Devlon Wortham	11	101	9.2	51

### 100-yard Receivers

Date	Opp.	Player	Rec.	Yds.	Avg.	Long
9/12/98	OPSU	Ben Pedigo	2	117	58.5	60
10/3/98	HU	Anthony Terrell	9	133	14.8	29
10/31/98	NSU	Anthony Terrell	2	107	53.5	86
9/22/01	TSU	Romar Crenshaw	8	201	25.1	73
10/6/01	ACU	Romar Crenshaw	6	211	35.2	97
10/13/01	NSU	Romar Crenshaw	6	165	27.5	55
10/20/01	MSU	Romar Crenshaw	8	111	13.9	28
10/20/01	MSU	James Brooks	6	134	22.3	68
11/3/01	UCO	Romar Crenshaw	11	251	22.8	47

9/7/02	OBU	Romar Crenshaw	8	139	17.4	80
9/28/02	WTAM	Romar Crenshaw	4	119	29.8	70
10/26/02	SWOS	Romar Crenshaw	5	158	31.6	96
11/9/02	ECU	Romar Crenshaw	4	133	33.3	72
9/20/03	ASU	DeMarques Jones	4	109	27.3	64
9/27/03	WTAM	Romar Crenshaw	6	192	32.0	69
10/4/03	AMC	Michael Mooney	6	109	18.2	54
10/4/03	AMC	Romar Crenshaw	2	110	55.0	78
10/11/03	NSU	DeMarques Jones	4	146	36.5	77
10/11/03	NSU	Romar Crenshaw	4	127	31.8	87
11/1/03	UCO	Romar Crenshaw	3	108	36.0	53
11/8/03	ECU	Romar Crenshaw	7	139	19.9	56
10/23/04	SWOS	Jeremie Berry	3	168	56.0	76
10/30/04	UCO	Tank Boulware	6	106	17.7	53
10/30/04	UCO	Michael Mooney	4	124	31.0	71
11/13/04	TAMK	Tank Boulware	6	120	20.0	47
9/24/05	OPSU	Derek Hixon	7	108	15.4	25
10/8/05	NSU	Jeremie Berry	7	115	16.4	32
10/15/05	AMC	Shawn Lawrence	3	109	36.6	67
10/22/05	SWOS	Jeremie Berry	4	124	31.0	66
11/5/05	ECU	Jeremie Berry	7	110	15.7	36
8/31/06	NWOS	Barrett Fontenette	4	158	39.5	72
10/14/06	SWOS	Daniel Nichols	8	150	18.8	44
10/21/06	UCO	Daniel Nichols	7	115	16.4	43

# Single Game Individual Offensive Performances In the D-II Era

## 2015 Opponents

### 100-yard Rushers

Date	Opp.	Player	Att.	Yds.	Avg.	Long
Sept 12	OBU	Austin Warford	17	135	7.9	41
Oct. 17	HU	Zach Shelley	10	157	15.7	58
Oct. 17	HU	Matt Tenison	20	106	5.3	25
Oct. 24	ATU	Bryan Allen	21	158	7.5	16
Oct. 24	ATU	K Thompson	17	105	6.2	16

### 100-yard Receivers

Date	Opp.	Player	Rec.	Yds.	Avg.	Long
Sept. 19	OKBU	Josh Pettijohn	7	106	15.1	45
Oct. 31	SAU	Tanner Hudson	8	111	13.9	23

### 300-yard Passers

Date	Opp.	Player	Cmp.	Att.	Yds.	Long
Oct. 31	SAU	Barrett Renner	22	41	320	66

### Multi-TD Games

Date	Opp.	Player	Ru	Rec	Ret.	Tot
Sept 12	OBU	Kris Oliver	3	0	0	3
Sept 12	OBU	Brandon Marks	2	0	0	2
Oct. 17	HU	Zach Shelley	2	0	0	2
Oct. 17	HU	Matt Tenison	2	0	0	2
Oct. 17	HU	Dwayne Carter	2	0	0	2
Oct. 17	HU	Park Parish	2	0	0	2
Oct. 24	ATU	K Thompson	4	0	0	4

### 20-plus Carries

Date	Opp.	Player	Att.	Yds.	Avg.	Long
Oct. 17	HU	Matt Tenison	20	106	5.3	25

### 5-Plus Receptions

Date	Opp.	Player	Rec.	Yds.	Avg.	Long
Sept. 3	HSU	Javonte Mack	7	48	6.9	11
Sept. 19	OKBU	Josh Pettijohn	7	106	15.1	45
Sept. 19	OKBU	Derek Serowski	10	89	8.9	50
Sept 26	SNU	John Martin	5	51	10.2	20
Oct. 10	NWO	Justin Schanbacher	5	60	12.0	15
Oct. 10	NWO	Charles Davis	5	17	3.4	7
Oct. 31	SAU	Tanner Hudson	8	111	13.9	23

### 25-plus Pass Completions

Date	Opp.	Player	Cmp.	Att.	Yds.	Long
9/13/97	TSU	Justin McDaniel	16	103	6.4	26
10/18/97	SWOS	C. Stillings	14	132	9.4	56
11/8/97	UCO	Ryan Logan	32	101	3.2	13
11/15/97	ECU	Jason Lewis	26	169	6.5	70
9/5/98	McNS	Jessie Burton	11	142	12.9	69
10/31/98	NSU	Carlton Booe	37	342	9.2	82
11/8/98	UCO	Reggie Donner	24	191	8.0	78
11/8/98	UCO	Ryan Logan	24	155	6.5	27
11/14/98	ECU	Curtis McAfee	24	117	4.9	30
9/25/99	WTAM	DeWayne Miles	15	115	7.8	74
10/9/99	OBU	Rico McClinty	9	102	11.3	54
10/23/99	WNMU	Earsey Ross	13	220	16.9	74
10/30/99	NSU	Carlton Booe	29	146	5.0	34
10/30/99	NSU	Greg Bobbitt	14	106	7.6	52
11/13/99	ECU	Curtis McAfee	18	128	7.1	32
9/2/00	SAU	Tim Barrington	15	148	9.9	67
9/2/00	SAU	Forrest Curry	13	122	9.4	46
10/7/00	ACU	Adrian Rascon	19	144	7.6	52
10/14/00	NSU	Damian Everette	31	172	5.5	34
10/21/00	MSU	Dominic Rhodes	23	153	6.7	18
10/28/00	SWOS	Anthony Davis	25	122	4.9	53
11/4/00	UCO	Greg Briley	29	114	3.9	14
11/11/00	ECU	Curtis McAfee	32	112	3.5	15
10/6/01	ACU	Eric Polk	24	206	8.6	74
10/20/01	MSU	Darrel White	19	178	9.4	75
10/20/01	MSU	Phillip Boggs	26	176	5.3	28
10/27/01	SWOS	J. Jenkins	26	171	6.6	45
11/10/01	ECU	G. Castleberry	28	143	5.1	26
10/12/02	NSU	Craig Fulton	25	131	5.2	45
11/9/02	ECU	G. Castleberry	24	121	5.0	21
9/6/03	OBU	Montoya Brown	26	136	5.2	27
9/13/02	ETBU	RoShawn Johnson	28	133	4.8	31
11/8/03	ECU	Marshall Chiles	25	189	7.6	48
9/4/04	ENMU	Steven Hinson	20	131	6.6	45
10/16/04	TSU	Derrick Ross	36	133	3.7	27
9/3/05	ENMU	Michael Benton	25	139	5.6	24
9/17/05	MSU	Ross Harrison	21	124	5.9	27
10/15/05	AMC	Cliff Edwards	18	155	8.6	76
11/5/05	ECU	King Bennett	32	118	3.7	41
9/9/06	TSU	Roderick Smith	11	182	16.5	72
10/7/06	AMC	Cliff Edwards	26	162	6.2	46
10/28/06	MSU	Daniel Polk	19	259	13.6	80
8/30/07	NWOS	Billy Barefield	13	121	9.3	26
9/8/07	TSU	Roderick Smith	13	133	10.2	61
9/15/07	ACU	Bernard Scott	20	165	8.2	32
10/6/07	AMC	Nabil El-Amin	28	106	3.8	11
11/10/07	ECU	Jazz Holland	12	161	13.4	71
9/20/08	ACU	Bernard Scott	14	161	11.5	80
9/27/08	NWLA	Byron Lawrence	13	147	11.3	33
11/8/08	ECU	Joshua Maldonado	27	152	5.6	28
9/26/09	NWOS	Nate Guillory	22	121	5.5	33
10/31/09	AMC	Marcus Graham	30	166	5.5	22
10/2/10	AMC	Marcus Graham	24	110	4.6	24
10/16/10	UCO	Joshua Birmingham	21	205	9.8	66
10/23/10	ECU	Charles Opeseyitan	28	121	4.3	14
9/10/11	UCO	Joshua Birmingham	9	123	13.7	73
9/17/11	SAU	Mark Johnson	20	134	6.7	21
10/15/11	HSU	Israel Valentin	22	134	6.1	20
10/15/11	HSU	Jarvis Smith	9	105	11.7	51
10/29/11	UAM	Nakita Myles	13	191	14.7	80
9/15/12	SAU	Mark Johnson	27	140	5.2	33
10/27/12	UAM	Damon Wicker	20	139	6.9	23
9/5/13	SAU	Mark Johnson	23	139	6.0	21
10/26/13	NWOS	Reid Miller	7	121	17.3	65
10/26/13	NWOS	Jarion Tudman	14	118	8.4	31
11/9/13	ATU	Ketrich Harmon	28	165	5.7	57
9/6/14	SAU	Deandre Jenkins	22	155	7.0	43
9/27/14	OBU	Steven Kehner	20	125	6.2	50
10/11/14	SNU	Lorenzo Alexander	29	128	4.4	39
11/1/14	HU	Romo Westbrook	14	121	8.6	56
11/1/14	HU	Alapeti Magalei	8	111	13.9	46
12/6/14	UCM	LaVance Taylor	27	264	9.8	60

## Opponents

### 100-yard Rushers

Date	Opp.	Player	Att.	Yds.	Avg.	Long
9/6/03	OBU	Jett Fumeaux	10	125	12.5	30
10/18/03	TSU	Feremy Madkins	7	128	18.3	40
11/1/03	UCO	Dee Dee Carter	6	115	19.2	48
9/11/04	ASU	Travis House	6	162	27.0	54
9/11/04	ASU	Brandon Covington	6	128	21.3	40
10/23/04	SWOS	Chase Pratt	6	110	18.3	35
10/30/04	UCO	Zach Edwards	9	101	11.2	19
10/30/04	UCO	Brandon Verrett	7	122	17.4	49
10/1/05	ACU	Jerale Badon	13	205	15.8	55
10/29/05	UCO	Fred Shaw	9	172	19.1	48
9/16/06	ACU	John Brock	8	108	13.5	37
11/11/06	ECU	Marcus Pitts	7	104	14.9	56
9/8/07	TSU	Shemarr Prentice	8	162	20.3	42
9/20/08	ACU	Jenny Knox	6	140	23.3	49
10/4/08	SWOS	Kyle Wimberly	9	157	17.4	44
10/11/08	UCO	Ryan Gallimore	7	139	19.9	47
11/1/08	AMC	Willie Thornton	9	137	15.2	35
11/8/08	ECU	Jerold Loveless	4	106	26.5	57
8/27/09	HU	Chris Evering	4	120	30.0	51
9/12/09	ENMU	Darian Dale	14	188	13.4	22
9/12/09	ENMU	Jesse Poku	12	121	10.1	34
9/12/09	ENMU	Chase Kyser	11	126	11.5	47
9/12/09	ENMU	Arvis Jackson	9	107	11.9	21
9/26/09	NWOS	Mike Hill	8	106	13.3	37
10/10/09	UCO	Daniel Morrell	6	142	23.6	80
10/17/09	ASU	V'Keon Lacey	10	118	11.8	27
10/17/09	ASU	Dakarai Pecikonis	6	156	26.0	81
11/7/09	ECU	Zack Patteson	7	123	17.6	39
8/26/10	HSU	Josh Sippo	5	113	22.6	39
9/11/10	UIW	Jacob Love	5	100	20.0	47
9/18/10	WTAM	Tyson Williams	13	217	16.7	52
9/18/10	WTAM	Brittan Golden	7	103	14.7	49
9/18/10	WTAM	Nathan Slaughter	5	104	20.8	33
9/25/10	NSU	Trey McVay	8	126	15.8	64
10/9/10	SWOS	Eric Charles	6	103	17.2	32
10/30/10	ENMU	Carl Bouldin	5	138	27.6	60
11/13/10	TAMK	Ryan Lincoln	5	120	24.0	47
9/22/12	HSU	Elliott Hebert	2	100	50.0	82
9/5/13	SAU	Chris Terry	10	247	24.7	69
9/14/13	UAM	Skylar Scott	8	165	20.6	66
9/14/13	UAM	Jamal Nixon	7	151	21.6	52
9/21/13	HSU	Darius Davis	8	187	23.4	37
10/5/13	AMC	Vernon Johnson	8	182	22.8	76
10/12/13	SNU	Jarod Martin	8	122	15.3	22
10/18/13	SWOS	Ryan Corbin	10	164	16.4	54
11/9/13	ATU	Jonathan Keener	5	130	26.0	31
9/13/14	UAM	Cody Bordelon	9	122	13.5	19
9/18/14	HSU	Joseph Snapp	7	120	17.1	62
9/18/14	HSU	Darius Davis	5	108	21.6	46
9/27/14	OBU	Drew White	8	121	15.1	32

### 300-yard Passers

Date	Opp.	Player	Cmp.	Att.	Yds.	Long
9/25/99	WTAM	Jud Moller	16	28	322	89
10/16/99	SWOS	Josh Allen	16	27	365	95
9/22/01	TSU	Steve Kelly	24	36	365	55
10/6/01	ACU	Greg Wiggins	29	52	387	29
10/18/03	TSU	Cliff Watkins	30	49	382	40
9/11/04	ASU	Trey Weishuhn	17	38	315	54
9/10/05	ASU	Trey Weishuhn	18	27	304	54
10/1/05	ACU	Billy Malone	24	36	343	55
9/16/06	ACU	Billy Malone	26	34	319</	

## Single Game Individual Defensive Performances In the D-II Era

### 2015 Southeastern

#### 10-plus Tackles

Date	Opp.	Player	Tot	S	A
Oct. 3	SWO	Kevin Jones	12	3	9
Oct. 10	NWO	Kevin Jones	11	9	2
Oct. 17	HU	Josh Morrison	10	1	9
Oct. 24	ATU	Kevin Jones	13	4	9
Oct. 24	ATU	Thomas Curry	12	3	9

#### Multiple Sacks

Date	Opp.	Player	Tot	Yds.
Oct. 24	ATU	Sione Taufahema	1.5	12
Oct. 31	SAU	Sione Taufahema	2.0	19
Oct. 31	SAU	Clay Waters	2.0	12
Oct. 31	SAU	Patrick Howard	1.5	15

#### Multiple TFL

Date	Opp.	Player	Tot	Yds.
Sept. 26	SNU	Nicholas Sierra	2.0	8
Oct. 3	SWO	Jaden Moore	2.0	6
Oct. 10	NWO	Trent Hannah	3.0	10
Oct. 10	NWO	Adam Curran	2.5	28
Oct. 10	NWO	Nicholas Sierra	1.5	2
Oct. 10	NWO	DaMarius Lavender	1.5	6
Oct. 17	HU	Bobby Jackson	2.0	5
Oct. 24	ATU	Sione Taufahema	2.0	13
Oct. 31	SAU	Sione Taufahema	2.0	19
Oct. 31	SAU	Clay Waters	2.0	12
Oct. 31	SAU	Patrick Howard	1.5	15

#### Multiple Interceptions

Date	Opp.	Player	Int	R yds
Nov. 7	UAM	Kent London	2	0

### Southeastern

#### 10-plus Tackles

Date	Opp.	Player	Tot	S	A
9/6/97	McNS	S. Hohenberger	11	6	5
9/18/97	AMC	S. Hohenberger	15	3	12
9/18/97	AMC	B. Zimmerman	10	0	10
10/11/97	OBU	S. Hohenberger	10	4	6
10/18/97	SWOS	Jason Petit	11	7	4
11/1/97	NSU	S. Hohenberger	17	15	2
11/15/97	ECU	Jason Petit	10	3	7
9/17/98	AMC	S. Fanner	12	10	2
9/26/98	ENMU	S. Fanner	12	8	4
9/26/98	ENMU	D. Middleton	10	8	2
11/7/98	UCO	S. Fanner	12	3	9
11/7/98	UCO	Landon Johnson	10	5	5
11/14/98	ECU	D. Middleton	12	8	4
9/25/99	WTAM	Chad Ashby	11	7	4
10/16/99	SWOS	Chris Jones	14	9	5
10/30/99	NSU	Chris Jones	11	1	10
10/30/99	NSU	Aaron Compton	10	0	10
11/13/99	ECU	TJ Williams	13	9	4
9/2/00	SAU	Ernest Lockett	11	9	2
10/28/00	SWOS	Ernest Lockett	10	9	1
10/28/00	SWOS	Tommell Hopkins	10	5	5
11/4/00	UCO	Chris Jones	16	3	13
11/11/00	ECU	Tommell Hopkins	12	9	3
9/1/01	MWSU	Chris Jones	12	7	5
9/1/01	MWSU	Bashiri Turner	11	5	6
9/15/01	TAMK	Chris Jones	10	5	5
9/22/01	TSU	L. Liddell	10	9	1
10/6/01	ACU	Bashiri Turner	14	11	3
10/13/01	NSU	Bashiri Turner	11	2	9
10/13/01	NSU	Dexter Daniels	10	7	3
10/20/01	MSU	Chris Jones	13	11	2
10/20/01	MSU	Bashiri Turner	13	10	3
10/20/01	MSU	Kyle Patterson	10	7	3
10/27/01	SWOS	Bashiri Turner	13	10	3
11/3/01	UCO	Bobby Stroupe	11	6	5
11/10/01	ECU	Bashiri Turner	13	10	3
11/10/01	ECU	Bobby Stroupe	12	4	8
11/1/01	ECU	Chris Jones	10	3	7
9/7/02	OBU	Bashiri Turner	11	7	4
9/28/02	WTAM	Chris Sawyer	10	6	4
10/12/02	NSU	Nicklas Debose	10	10	0
10/12/02	NSU	Bashiri Turner	10	9	1
10/12/02	NSU	Lon Langley	10	6	4
10/19/02	TSU	Lon Langley	12	3	9
10/19/02	TSU	Bobby Stroupe	10	6	4
10/26/02	SWOS	Bashiri Turner	11	10	1
9/6/03	OBU	Bashiri Turner	10	6	4
9/6/03	OBU	Chris Sawyer	10	4	6
9/13/03	ETBU	Chris Sawyer	10	4	6
10/4/03	AMC	Bashiri Turner	13	6	7
10/11/03	NSU	Lon Langley	11	7	4
10/18/03	TSU	Bashiri Turner	13	7	6
11/8/03	ECU	Bashiri Turner	12	2	10
9/11/04	ASU	Chris Sawyer	10	2	8
9/25/04	OPSU	Norman Dawson	11	3	8
10/2/04	ACU	Norman Dawson	10	5	5
10/2/04	ACU	Chris Sawyer	10	5	5
10/16/04	TSU	Chris Sawyer	13	5	8
11/13/04	TAMK	Chris Sawyer	11	2	9
9/3/05	ENMU	Ryan Thomason	10	4	6
9/24/05	OPSU	Chris Hendricks	18	8	10
10/8/05	NSU	Norman Dawson	12	4	8
10/8/05	NSU	Ataymian Skinner	10	5	5
10/29/05	UCO	Norman Dawson	10	8	2
10/29/05	UCO	Ryan Thomason	10	4	6
11/5/05	ECU	Norman Dawson	14	5	9
11/5/05	ECU	Nicklas Debose	10	6	4
8/31/06	NWOS	Shaylon Carter	10	7	3
10/7/06	AMC	Willie Summers	11	6	5
10/28/06	MSU	Willie Summers	13	8	5
11/11/06	ECU	Willie Summers	14	9	5
11/11/06	ECU	D. Rose	13	7	6
11/11/06	ECU	Ataymian Skinner	11	9	2
9/15/07	ACU	Bernard Daniel	10	5	5
10/6/07	AMC	Bernard Daniel	14	10	4
10/13/07	SWOS	Bernard Daniel	10	3	7
11/10/07	ECU	Bernard Daniel	11	6	5
8/28/08	TSU	Cameron Sparks	10	5	5
9/6/08	MSU	Bernard Daniel	11	8	3
9/20/08	ACU	Noe Lopez	11	6	5
10/11/08	UCO	Noe Lopez	16	8	8
10/25/08	NSU	Bernard Daniel	12	5	7
10/25/08	NSU	Craig Andrus	11	3	8
11/1/08	AMC	Craig Andrus	10	8	2
9/12/09	ENMU	Noe Lopez	14	7	7
9/12/09	ENMU	Bernard Daniel	12	7	5
9/12/09	ENMU	Russell Hurst	10	4	6
9/19/09	ACU	Steven Harris	13	3	10
9/19/09	ACU	Noe Lopez	10	7	3
10/3/09	SWOS	Brad Chesshir	10	7	3
10/24/09	AMC	Bernard Daniel	14	12	2
8/26/10	HSU	Steven Harris	13	7	6

9/11/10	UIW	Steven Harris	10	6	4
10/9/10	SWOS	Steven Harris	10	9	1
10/23/10	ECU	Steven Harris	12	9	3
9/24/11	ECU	Houston Slemp	13	8	5
10/1/11	SWOS	Johnny Seals	17	10	7
10/1/11	SWOS	Russell Hurst	10	6	4
10/15/11	HSU	Houston Slemp	12	10	2
10/22/11	ATU	Johnny Seals	11	9	2
10/22/11	ATU	Logan Russell	10	5	5
10/29/11	UAM	Dominique Turner	10	9	1
11/5/11	OBU	Izzy Eziakor	13	6	7
11/5/11	OBU	Houston Slemp	11	2	9
9/15/12	SAU	Izzy Eziakor	11	4	7
9/29/12	OBU	Izzy Eziakor	13	7	6
10/6/12	ATU	Izzy Eziakor	11	4	7
10/13/12	NWOS	Izzy Eziakor	10	4	6
11/10/12	ECU	Logan Russell	10	8	2
9/5/13	SAU	Eric Walker	10	7	3
10/12/13	SNU	Logan Russell	11	8	3
10/12/13	SNU	Chad Tucker	10	8	2
10/26/13	NWOS	Ladarice Sanders	10	6	4
11/2/13	HU	Derek Ogg	12	6	6
11/2/13	HU	Malique Earl	11	4	7
11/16/13	ECU	Derek Ogg	16	4	12
9/13/14	UAM	Raheem Wilson	10	2	8
10/11/14	SNU	Chad Tucker	10	3	7
11/15/14	ECU	Raheem Wilson	13	10	3
11/15/14	ECU	Eddrick Lofton	11	5	6
12/6/14	UCM	Thomas Curry	12	4	8

#### Multiple Sacks

Date	Opp.	Player	Tot	Yds.
9/27/97	ENMU	Jason Petit	2.0	10
10/4/97	HU	Jason Petit	2.0	13
10/4/97	HU	Frank Jackson	2.0	9
10/11/97	OBU	S. Fanner	2.0	23
10/10/98	OBU	Don Middleton	2.0	9
11/14/98	ECU	Don Middleton	2.0	15
9/4/99	SAU	Don Middleton	2.0	12
9/25/99	WTAM	Mike DeWitt Jr.	2.0	12
10/2/99	HU	Travis Masters	2.0	13
10/16/99	SWOS	Chris Jones	2.0	11
10/30/99	NSU	JR Mitchell	2.0	11
11/6/99	UCO	Don Middleton	2.0	10
10/6/01	ACU	Travis Masters	2.0	12
10/20/01	MSU	Kyle Patterson	4.0	32
9/7/02	OBU	Lon Langley	2.0	14
10/12/02	NSU	R. Lawrence	2.0	10
10/26/02	SWOS	Kyle Patterson	2.0	5
9/20/03	ASU	Robert Harmon	2.0	12
10/25/03	SWOS	Lenell Lawrence	1.5	4
11/1/03	UCO	Reggie Johnson	3.5	12
9/24/05	OPSU	Chris Hendricks	2.0	11
10/1/05	ACU	Brad Hill	1.5	4
10/28/06	MSU	Brad Hill	1.5	6
11/11/06	ECU	D. Rose	1.5	10
10/6/07	AMC	Jabir Perkins	2.0	11
10/6/07	AMC	Sam Hall	1.5	12
9/13/08	ENMU	Alex Moore	1.5	10
10/25/08	NSU	Alex Moore	2.0	14
10/25/08	NSU	Rocky Phillips	2.0	13
9/26/09	NWOS	Dexter Elliott	3.0	15
10/3/09	SWOS	Lionel Gillespie	3.0	17
10/24/09	NSU	Alex Moore	2.0	7
10/9/10	SWOS	Dexter Elliott	2.0	15
10/1/11	SWOS	Johnny Seals	2.0	16
10/20/12	SWOS	Derek Ogg	2.0	13
11/8/14	ATU	Ryan Harkness	1.5	12
11/15/14	ECU	Troy Parker	1.5	11

#### Multiple Interceptions

Date	Opp.	Player	Int	R yds
10/17/98	SWOS	Landon Johnson	2	32
9/27/03	WTAM	Greg Rayfield	2	50
9/4/04	ENMU	Lenell Lawrence	2	39
9/3/05	ENMU	Andrew Knight	2	0
9/17/05	MSU	Andrew Knight	2	0
11/4/06	NSU	Jabir Perkins	2	77
10/6/07	AMC	Jairus Martin	2	65
11/10/07	ECU	Johnny Seals	3	5
9/13/08	ENMU	Bernard Daniel	2	0
10/4/08	SWOS	Cameron Sparks	2	0
10/25/08	NSU	Cameron Sparks	2	0
10/3/09	SWOS	Brad Chesshir	2	4
10/10/09	UCO	Matthew Leatherwood	2	0
10/2/10	AMC	Eric Walker	2	65
10/20/12	SWOS	Jacoby Sanders	2	5
11/15/14	ECU	Raheem Wilson	2	2

# Single Game Individual Defensive Performances In the D-II Era

## 2015 Opponents

### 10-plus Tackles

Date	Opp.	Player	Tot	S	A
Sept. 3	HSU	Lawson Shulz	13	8	5
Sept. 12	OBU	Kendrick Henderson	13	10	3
Sept. 19	OKBU	Jailen Garrett	16	7	9
Sept. 19	OKBU	Zack Bishop	16	5	11
Sept. 26	SNU	Isaiah Young	14	12	2
Sept. 26	SNU	Blake Giles	12	10	2
Oct. 3	SWO	Conner Bays	12	5	7
Oct. 3	SWO	Michael Adefolarin	11	3	8
Oct. 10	NWO	Devin Peyton	13	7	6
Oct. 24	ATU	Logan Genz	18	4	14
Oct. 31	SAU	Q'Niko Thomas	18	10	8
Nov. 7	UAM	Ofisa Kose	12	6	6
Nov. 7	UAM	M. Everett	10	5	5

### Multiple Sacks

Date	Opp.	Player	Tot	Yds.
Sept. 19	OKBU	Gage Wilmer	1.5	2
Oct. 10	NWO	Joby Saint Fleur	4.0	37
Oct. 17	HU	Trevon Biglow	2.0	8

### Multiple TFL

Date	Opp.	Player	Tot	Yds.
Sept. 3	HSU	Lawson Shulz	1.5	4
Sept. 12	OBU	Kendrick Henderson	2.0	2
Sept. 12	OBU	John Rachal	2.0	6
Sept. 19	OKBU	Gage Wilmer	1.5	2
Oct. 10	NWO	Joby Saint Fleur	5.0	42
Oct. 17	HU	Trevon Biglow	2.0	8
Oct. 17	HU	Cordell Zalenski	2.0	7
Oct. 17	HU	Matt McKeown	1.5	2
Oct. 17	HU	Scott Middleton	1.5	16
Oct. 31	SAU	Dominic Kelly	1.5	4
Nov. 7	UAM	Antonio Jenkins	2.0	4

### Multiple Interceptions

Date	Opp.	Player	Int	R yds
Oct. 10	NWO	Jordan Norris	2	0

## Opponents

### 10-plus Tackles

Date	Opp.	Player	Tot	S	A
9/27/97	ENMU	Michael Walton	11	8	3
10/11/97	OBU	Mark Palfreeman	13	5	8
11/8/97	UCO	Josh McGee	10	5	5
11/8/97	UCO	K. Heatherington	10	4	6
9/12/98	OPBU	Mark Jones	10	4	6
10/10/98	OBU	Ben Wright	12	6	6
10/10/98	OBU	Jimmy Stewart	13	6	7
10/10/98	OBU	Ben Wright	12	6	6
10/17/98	SWOS	T. Letuligaseno	11	8	3
10/17/98	SWOS	Lucas Aslin	10	10	0
10/31/98	NSU	Jo Smith	14	9	5
11/8/98	UCO	J. Luter	17	6	11
9/4/99	SAU	Chase Brossett	11	9	2
9/4/99	SAU	Josh Rankin	11	6	5
9/4/99	SAU	Eddie Key	10	9	1
9/25/99	WTAM	Otis Griffin	10	4	6
9/25/99	WTAM	Chaun Thompson	10	3	7
10/2/99	HU	Brad Fortson	12	6	6
10/16/99	SWOS	Lucas Aslin	12	6	6
10/23/99	WNMU	Chris Mason	14	5	9
10/23/99	WNMU	Eugene Jackson	10	5	5
10/23/99	WNMU	Dustin Parra	10	4	6
11/6/99	UCO	Lucas Kerr	15	6	9
11/6/99	UCO	Raider McHugh	10	4	6
11/13/99	ECU	Alan Condon	13	6	7
11/13/99	ECU	Travon Perkins	12	3	9
9/2/00	SAU	Eddie Key	10	4	6
9/16/00	TAMK	Kerry Linnear	10	7	3
10/7/00	ACU	Ryan Boozer	17	10	7
10/7/00	ACU	Warring Vital	11	5	6
10/7/00	ACU	Derek Lyons	11	5	6
11/11/00	ECU	Travon Perkins	12	11	1
10/13/01	NSU	Phillip Davis	10	5	5
11/10/01	ECU	Kwame Ferguson	12	5	7
9/14/02	ETBU	Greg Washington	12	7	5
9/21/02	ASU	Jim Williamson	16	9	7
9/21/02	ASU	Adam Hyrb	10	5	5
10/5/02	AMC	D. Crawford	13	5	8
10/5/02	AMC	Dennis Connor	12	5	7
10/5/02	AMC	Jesse Brooks	11	2	9
10/12/02	NSU	Terry Grayson	12	11	1
10/19/02	TSU	Braendon Young	12	3	9
10/19/02	TSU	Travis Day	11	7	4
10/19/02	TSU	Blake Rives	10	4	6
10/26/02	SWOS	S. Winchester	12	7	5
11/2/02	UCO	Anthony Byrd	14	4	10
11/2/02	UCO	Lance Ingram	12	4	8
11/2/02	UCO	Dustin Files	11	1	10
9/6/03	OBU	Jason Lee	13	7	6
9/6/03	OBU	Adam Federle	11	4	7
9/6/03	OBU	Brent Morgan	11	2	9
9/13/03	ETBU	Greg Washington	12	5	7
9/20/03	ASU	Jamin Phipps	11	7	4
9/27/03	WTAM	Adam St. Clair	10	4	6
10/11/03	NSU	Kevin Christian	10	4	6
10/25/03	SWOS	Rick Washington	14	3	11
10/25/03	SWOS	Charles Thomas	12	2	10
10/25/03	SWOS	Michael Hart	11	5	6
11/1/03	UCO	Uriah Matthew	10	7	3
11/8/03	ECU	Justin Brown	10	4	6
11/8/03	ECU	Zac Hawkins	10	3	7
9/11/04	ASU	James Williamson	10	4	6
9/11/04	ASU	Wesley Lambert	10	3	7
10/30/04	UCO	Uriah Matthew	15	4	11
11/6/04	ECU	Eric Johnson	10	7	3
11/13/04	TAMK	D. Fillmore	19	6	13
11/13/04	TAMK	John Tarpoff	10	1	9
9/3/05	ENMU	Brandon Harper	13	6	7
9/3/05	ENMU	Mark Patterson	12	6	6
9/10/05	ASU	Jason Brittain	10	7	3
9/24/05	OPBU	Clifford Dean	10	6	4
10/1/05	ACU	Matt Allen	11	8	3
11/5/05	ECU	James Callins	10	4	6
8/31/06	NWOS	Josh Hutchison	11	9	2
9/9/06	TSU	R. Phillips	13	7	6
9/23/06	TAMK	Clayton Cretors	10	7	3
10/7/06	AMC	Darvin Peterson	10	4	6
10/7/06	AMC	JR Satchel	10	0	10
10/14/06	SWOS	Greg Franklin	11	8	3
10/21/06	UCO	Will Clewis	15	6	9
10/21/06	UCO	Kola Olasiji	14	8	6
10/21/06	UCO	Tyler Ellis	13	5	8
10/28/06	MSU	Darius Borters	11	3	8
9/15/07	ACU	Cody Stutts	11	2	9
9/22/07	TAMK	Arlen Childress	13	5	8
11/10/07	ECU	Colby Williams	12	2	10
11/10/07	ECU	Steven Marshall	10	5	5
9/13/08	ENMU	Nathan Uland	14	6	8
9/13/08	ENMU	Jeremy Hibbler	13	4	9
9/13/08	ENMU	Derek Dimitroff	10	4	6
10/18/08	ASU	Jordan Cortez	10	2	8
11/1/08	AMC	Andrew Gamboa	10	3	7
11/8/08	ECU	Dominique Brooks	10	7	3
9/12/09	ENMU	Texavier Henry	15	5	10
10/10/09	UCO	Tucker Cason	13	13	0
10/24/09	NSU	Troy Adams	10	7	3
10/31/09	AMC	Cory Whitfield	10	8	2
11/7/09	ECU	J.P. Oliver	13	5	8
8/26/10	HSU	Mike Wightman	10	5	5
10/2/10	AMC	Danny Mason	15	6	9
10/16/10	UCO	Tucker Cason	12	8	4
10/16/10	UCO	B. Harmon	10	8	2
10/30/10	ENMU	Tillman Stevens	18	8	10
10/30/10	ENMU	Curtis Jackson	14	7	7
11/13/10	TAMK	Marcus Sanders	11	6	5
9/10/11	UCO	Keno Meadows	15	13	2
9/24/11	ECU	Kerel James	11	5	6
9/24/11	ECU	Norris Wrenn	10	4	6
10/1/11	SWOS	Clarence Laster	12	7	5
10/1/11	SWOS	Leo Tavo	11	8	3
11/5/11	OBU	Terrence Garrett	17	8	9
11/12/11	HU	Aaron Gillaspie	12	6	6
9/1/12	AMC	Danny Mason	16	9	7
9/15/12	SAU	Mark Spaight	12	8	4
9/15/12	SAU	Bobby Williams	11	4	7
9/22/12	HSU	Keaton Stigger	21	10	11

9/22/12	HSU	Maxie Graham	16	7	9
9/29/12	OBU	Jackson Guerra	11	7	4
10/6/12	ATU	Logan Genz	11	3	8
10/13/12	NWOS	Josh Robinson	11	5	6
10/13/12	NWOS	Eric Feemster	10	3	7
10/20/12	SWOS	Ryan Feller	10	6	4
10/20/12	SWOS	Tyler George	10	1	9
11/10/12	ECU	Amos Cherry	11	9	2
9/14/13	UAM	Keith Reynolds	10	8	2
9/14/13	UAM	Alex Black	10	6	4
9/21/13	HSU	Keaton Stigger	11	8	3
9/21/13	HSU	Christian Love	10	7	3
9/28/13	OBU	Augustine Ume-Ezeoke	11	6	5
9/28/13	OBU	Antwione Patterson	10	5	5
10/12/13	SNU	Blake Cavill	15	8	7
10/12/13	SNU	Michael Hicks	12	7	5
10/12/13	SNU	Matthew Gregg	10	7	3
10/18/13	SWOS	Ryan Feller	13	5	8
10/26/13	NWOS	Kolin Retter	14	8	6
10/26/13	NWOS	Alex Hemberger	12	8	4
11/9/13	ATU	Logan Genz	18	4	14
11/9/13	ATU	Wesley McKinney	17	1	16
11/9/13	ATU	Thomas Soehner	11	4	7
11/9/13	ATU	Justin Martin	10	0	10
11/16/13	ECU	Ken Berry	10	2	8
9/18/14	HSU	Wesley Brady	10	7	3
9/27/14	OBU	Mike Williamson	14	10	4
10/4/14	BC	Keshawn Malone	15	8	7
10/11/14	SNU	Larry Butler III	13	2	11
10/11/14	SNU	Josh Price	12	5	7
10/11/14	SNU	Eric Kabeya	10	5	4
10/18/14	SWOS	Tanner Thompson	12	4	8
10/25/14	NWOS	Alex Hemberger	19	5	14
10/25/14	NWOS	Devin Peyton	13	3	10
10/25/14	NWOS	Theodis Williams	11	2	9
10/25/14	NWOS	Tiofilo Freeman Jr.	10	3	7
11/1/14	HU	Daylan Skidmore	10	5	5
11/8/14	ATU	Wesley McKinney	18	4	14
11/8/14	ATU	Logan Genz	13	1	12
11/8/14	ATU	Shai Kobayashi	11	6	5
11/15/14	ECU	Kellan Taataata-De La Rosa	11	2	9
11/15/14	ECU	Jerico Rogers	14	4	7
12/6/14	UCM	Alex Perlin	12	5	7
12/6/14	UCM	Alex Lackey	10	5	5

### Multiple Sacks

Date	Opp.	Player	Tot	Yds.
9/13/97	TSU	Billy Ensey	2.0	27
10/11/97	OBU	Mark Palfreeman	2.0	17
10/11/97	OBU	Jimmy Stewart	2.0	22
9/26/98	ENMU	Floyd White	2.0	12
11/7/98	ECU	Andra Stanley	2.0	13
9/7/00	SHSU	Tommy Tull	2.0	22
9/22/01	TSU	Jimmy Barnett	2.0	16
9/22/01	TSU	Derrion Yates	2.0	14
10/19/02	TSU	Kevin Mohr	3.0	24
11/2/02	UCO	Seth Strong	2.0	12
11/9/02	ECU	Jayson Jones	2.0	17
9/6/03	OBU	Maurice Doaty	1.5	14
10/18/03	TSU	JJ Barnett	2.0	21
11/8/03	ECU	Jayson Jones	1.5	12
9/18/04	MSU	Jerome Jefferson	2.0	12
9/18/04	MSU	Kevin Taulton	2.0	18
10/16/04	TSU	Ray Gates	1.5	10
11/3/04	TAMK	Eric Lonette	2.0	17
11/13/04	TAMK	Acoatoa Sualua	1.5	18
10/1/05	ACU	Clayton Farrell	2.0	27
10/8/05	NSU	John Moore	2.5	12
10/8/05	NSU	D. Mansfield	2.0	22
10/8/05	NSU	Andrew Gooden	1.5	1
10/22/05	SWOS	Terry Joiner	2.0	16
10/22/05	SWOS	Greg Franklin	1.5	9
9/16/06	ACU	Tra Carpenter	3.0	22
10/28/06	MSU	Donal Arps	1.5	17
11/4/06	NSU	John Moore	1.5	19
11/11/06	ECU	Demarcus Young	2.0	17
8/30/07	NWOS	Bradley Hartfield	2.0	28
9/8/07	TSU	Tywan Myles	2.0	10
9/22/07	TAMK	Arlen Childress	1.5	10
10/20/07	UCO	Chandler Richardson	2.0	13
9/6/08	MSU	Stephen Turner	2.0	14
9/20/08	ACU	Cherry Lewis	2.0	7
9/20/08	ACU	Aston Whiteside	2.0	18
10/11/08	UCO	Jermelle Cudjo	1.5	6
11/1/08	AMC	Courtney Edmond	2.0	13
10/3/0				

## Year-by-Year Offensive Numbers in the Division II Era

### Scoring offense

Year	G	TD	Ru	Re	Ret	PAT	2PT	FG	Total	Avg/G
1997	10	17	10	7	3	8	2	3	150	15.0
1998	10	23	11	10	2	14	0	8	184	18.4
1999	11	38	25	12	1	28	4	17	315	28.6
2000	10	11	2	6	3	7	3	7	100	10.0
2001	10	32	16	15	1	31	2	10	267	26.7
2002	10	33	20	13	0	22	2	7	247	24.7
2003	10	49	21	23	5	36	4	5	355	35.5
2004	11	57	24	26	5	52	0	9	423	42.3
2005	10	43	17	23	3	41	0	5	314	31.4
2006	10	37	13	22	2	31	1	7	276	27.6
2007	10	35	16	17	2	29	0	6	259	25.9
2008	11	33	7	25	1	24	2	6	246	22.4
2009	11	46	13	27	6	36	2	9	345	31.4
2010	11	40	15	24	1	34	1	8	300	27.3
2011	10	26	13	11	2	15	4	9	206	20.6
2012	10	34	22	10	2	30	0	9	261	26.1
2013	11	41	19	20	2	36	0	6	300	27.3
2014	12	47	23	20	4	41	2	12	365	30.4
2015	10	45	21	18	5	32	1	8	330	33.0

### Total Offense

Year	G	Rsh	Pass	Total	Avg/G
1997	10	1453	1200	2653	265.3
1998	10	1517	1797	3314	331.4
1999	11	2763	1373	4136	376.0
2000	10	1148	1010	2158	215.8
2001	10	1844	2093	3937	393.7
2002	10	2060	1788	3848	394.8
2003	10	1990	2301	4291	429.1
2004	11	1696	3084	4780	434.5
2005	10	1341	2513	3854	385.4
2006	10	854	2765	3619	361.9
2007	10	1059	2541	3600	360.0
2008	11	1059	2326	3385	307.7
2009	11	1223	2939	4162	378.4
2010	11	1790	2479	4269	388.1
2011	10	1518	1939	3457	345.7
2012	10	2233	1831	4064	406.4
2013	11	1816	3079	4895	445.0
2014	12	2077	2785	4862	405.2
2015	10	1639	2666	4305	430.5

### Rushing Offense

Year	G	Att.	Yards	TD	Long	Avg/C	Avg/G
1997	10	389	1453	10	90	3.7	145.3
1998	10	427	1517	11	51	3.6	151.7
1999	11	519	2763	25	76	5.3	251.2
2000	10	392	1148	2	46	2.9	114.8
2001	10	381	1844	16	84	4.8	184.4
2002	10	465	2060	20	68	4.4	206.0
2003	10	444	1990	21	76	4.5	199.0
2004	11	407	1696	24	53	4.2	154.2
2005	10	341	1341	17	63	3.9	134.1
2006	10	304	854	13	27	2.8	85.4
2007	10	349	1059	16	80	3.0	105.9
2008	11	363	1059	7	67	2.9	96.3
2009	11	351	1223	13	75	3.5	111.2
2010	11	429	1790	15	70	4.2	162.7
2011	10	367	1518	13	37	4.1	151.8
2012	10	478	2233	22	48	4.7	223.3
2013	11	436	1816	19	87	4.2	165.1
2014	12	535	2077	23	76	3.9	173.1
2015	10	437	1629	21	58	3.8	163.9

### Passing Offense

Year	G	C-A-I	Yards	TD	Long	Pct.	Avg/G	Eff.
1997	10	98-249-13	1200	7	68	39.4	120.0	78.7
1998	10	114-283-11	1797	10	86	41.7	173.4	97.5
1999	11	94-244-8	1373	12	62	38.5	124.8	95.5
2000	10	78-232-11	1010	6	75	33.6	101.0	9.2
2001	10	136-292-17	1689	11	97	46.6	209.3	112.1
2002	10	112-223-11	1788	13	96	50.2	178.8	127.0
2003	10	120-235-8	2301	23	87	51.1	230.1	158.8
2004	11	185-345-14	3084	26	76	53.6	267.7	145.5
2005	10	190-328-7	2513	23	68	57.9	251.3	141.2
2006	10	199-342-12	2765	22	72	58.2	276.5	140.3
2007	10	197-351-10	2541	17	65	56.1	254.1	127.2
2008	11	185-328-8	2326	25	73	56.4	211.5	136.2
2009	11	250-422-12	2939	27	81	59.2	267.2	133.2
2010	11	223-433-12	2479	24	81	51.5	225.4	112.3
2011	10	181-341-11	1939	11	49	53.1	193.9	105.0
2012	10	143-263-5	1831	10	89	54.4	183.1	121.6
2013	11	289-511-18	3079	20	55	56.6	279.9	113.0
2014	12	225-390-14	2785	20	79	57.7	232.1	127.4
2015	10	234-394-10	2666	18	50	59.4	266.6	126.2

### Individual Rushing (min. 500 yards)

Name	Year	G	Att.	Yards	TD	Long	Avg/C	Avg/G
Baylen Laury	2010	10	186	1192	10	70	6.4	119.2
Scott Martin	1999	11	222	1119	8	76	5.0	101.7
Devlon Wortham	2013	11	185	1119	12	87	6.0	101.7
Scott Martin	2001	10	165	1010	5	52	6.1	101.0
Johnny McHenry	1999	9	167	1006	12	70	6.0	111.8
Sean Cooper	2005	10	192	853	10	28	4.4	85.3
Devlon Wortham	2014	11	144	833	10	76	5.8	75.7
Drew Beard (QB)	2003	10	144	787	8	76	5.5	78.7
Baylen Laury	2008	11	148	764	6	67	5.2	69.5
Drew Beard (QB)	2002	10	171	758	11	43	4.4	75.8
Johnny McHenry	2000	10	199	753	2	46	3.8	75.3
CJ Kirk	2011	10	162	720	2	31	4.4	72.0
Ladarius Abrams	2012	10	137	704	6	48	5.1	70.4
<b>Ronnie Green</b>	<b>2015</b>	<b>10</b>	<b>147</b>	<b>695</b>	<b>9</b>	<b>58</b>	<b>4.7</b>	<b>69.5</b>
Drew Beard (QB)	2004	11	142	668	9	53	4.7	60.7
Jercolby Bradley	2012	9	136	665	5	32	4.9	73.9
Baylen Laury	2009	11	131	637	4	75	4.9	57.9
Brian Odom	2002	10	119	614	3	68	5.2	61.4
Ronnie Green	2014	12	141	613	5	43	4.3	51.1
Josh Johnson	2009	11	100	611	8	56	6.1	55.5
CJ Kirk	2012	10	125	577	7	36	4.6	57.7
Greg Ray	1997	9	130	575	5	31	4.4	63.9
Sean Cooper	2006	10	121	527	6	27	4.4	52.7
Sean Cooper	2007	10	145	510	7	80	3.5	51.0

### Individual Receiving (min. 30 receptions)

Name	Year	G	Rec.	Yards	TD	Long	Avg/C	Avg/G
Romar Crenshaw	2001	10	49	1158	13	97	23.6	115.8
Anthony Foster	2013	11	75	1036	6	50	13.8	94.2
Daniel Nichols	2009	11	72	971	12	81	13.5	88.3
Romar Crenshaw	2003	10	38	966	11	87	25.4	96.6
Romar Crenshaw	2002	10	38	838	8	96	22.1	83.8
Daniel Nichols	2007	10	59	818	7	53	13.9	81.8
Shawn Lawrence	2006	9	46	809	4	66	17.6	89.9
Daniel Nichols	2008	11	33	797	9	73	24.2	72.5
Anthony Foster	2014	12	56	784	3	79	14.0	65.3
Tank Boulware	2004	11	45	784	4	53	17.4	71.3
<b>Franky Okafor</b>	<b>2015</b>	<b>10</b>	<b>55</b>	<b>758</b>	<b>7</b>	<b>41</b>	<b>13.8</b>	<b>75.8</b>
Jeremie Berry	2005	10	38	758	8	68	19.9	75.8
Kaymon Farmer	2013	11	77	751	5	40	9.8	68.3
Anthony Terrell	1998	10	38	614	3	86	16.2	61.4
Brandon DeFrance	2010	10	34	550	5	81	16.2	55.0
Ryan Shelley (TE)	2011	10	44	532	6	38	12.1	53.2
Ty Hull	2009	11	37	512	4	47	13.8	46.5
Franky Okafor	2014	11	33	509	2	74	15.4	46.3
<b>Kaymon Farmer</b>	<b>2015</b>	<b>10</b>	<b>58</b>	<b>498</b>	<b>6</b>	<b>25</b>	<b>8.6</b>	<b>49.8</b>
Michael Mooney	2004	11	30	497	4	71	16.6	45.2
Braendon Covington	2007	10	41	495	2	59	12.1	49.5
Ryan Shelly (TE)	2010	11	42	494	7	49	11.8	44.9
Barrett Fontenette	2006	10	34	468	5	72	13.8	46.8
Shawn Lawrence	2005	10	30	453	4	67	15.1	45.3
James Brooks	2001	9	30	439	1	68	14.6	48.8
Kaymon Farmer	2014	12	48	434	3	35	9.0	36.2
Jimmy Dailey	2006	10	34	381	4	27	11.2	38.1
Robbie Morris	2010	11	37	376	2	29	10.2	34.2
Baylen Laury (RB)	2009	11	41	355	3	55	8.7	32.3
Layton Dworaczky	2014	12	31	342	5	76	11.0	28.5

### Individual Passing (min. 150 attempts)

Name	Year	G	C-A-I	Yards	TD	Long	Pct.	Avg/G
Nick Sioson	2013	11	280-493-17	2958	20	55	56.8	268.9
Drew Beard	2004	11	174-329-14	2945	25	76	52.9	267.7
<b>Ryan Polite</b>	<b>2015</b>	<b>10</b>	<b>232-394-10</b>	<b>2638</b>	<b>18</b>	<b>50</b>	<b>60.4</b>	<b>263.8</b>
Ryan Polite	2014	12	214-369-13	2618	19	79	58.0	218.2
Logan Turner	2010	10	209-401-10	2353	24	81	52.1	213.9
Justin Pitrucha	2006	10	161-273-10	2332	20	72	59.0	233.2
Drew Beard	2003	10	118-228-8	2279	23	87	51.8	227.9
Brandon McCain	2008	11	172-294-6	2145	22	73	58.5	195.0
Justin Pitrucha	2009	9	184-298-7	1981	17	81	61.7	220.1
Justin Pitrucha	2005	8	140-237-4	1946	20	68	59.1	243.2
Chris Enloe	1998	10	108-259-10	1734	10	86	41.7	173.4
Logan Turner	2011	9	158-294-8	1692	11	49	53.7	188.0
Randy Johnson	2001	10	108-235-13	1689	11	97	46.0	168.9
Drew Beard	2002	10	101-202-9	1675	13	96	50.0	167.5
Kolby Williams	2007	7	125-214-5	1553	11	65	5	

## Year-by-Year Defensive Numbers in the Division II Era

### Scoring defense

Year	G	TD	Ru	Re	Ret	PAT	2PT	FG	Total	Avg/G
1997	10	23	13	8	2	10	0	12	194	19.4
1998	10	31	16	15	0	9	2	10	256	25.6
1999	11	39	21	17	1	25	1	7	284	25.8
2000	10	44	28	11	5	38	0	7	323	32.3
2001	10	53	24	26	3	32	5	8	386	38.6
2002	10	30	14	13	3	18	3	3	215	21.5
2003	10	35	11	20	4	32	0	3	253	25.3
2004	11	31	15	13	3	20	3	8	236	21.5
2005	10	23	14	9	0	15	3	9	198	19.8
2006	10	24	14	10	0	22	0	6	192	19.2
2007	10	38	20	18	1	33	1	11	308	30.8
2008	11	36	23	13	3	43	0	9	334	30.4
2009	11	36	12	24	1	36	1	15	325	29.5
2010	11	45	15	30	1	41	2	13	392	35.6
2011	10	32	18	14	1	30	1	9	261	26.1
2012	10	30	15	15	5	26	5	8	284	28.4
2013	11	50	24	23	3	42	0	12	390	35.5
2014	12	44	24	16	4	39	1	8	331	27.6
2015	10	37	26	9	1	29	3	2	263	26.3

### Total Defense

Year	G	Rsh	Pass	Total	Avg/G
1997	10	1596	1215	2811	281.1
1998	10	1967	1534	3501	350.1
1999	11	2089	2164	4253	386.6
2000	10	2410	1824	4234	423.4
2001	10	2135	2719	4854	485.4
2002	10	994	1817	2811	281.1
2003	10	1103	2256	3359	335.9
2004	11	1135	1988	3123	283.9
2005	10	1624	2070	3694	369.4
2006	10	1366	1479	2845	284.5
2007	10	1711	2160	3871	387.1
2008	11	1546	2775	4321	392.8
2009	11	1034	3149	4183	380.3
2010	11	1399	3270	4669	424.5
2011	10	1963	1852	3815	381.5
2012	10	1632	1721	3353	335.3
2013	11	1859	3081	4940	449.1
2014	12	2418	2426	4844	403.7
2015	10	1793	1501	3294	329.4

### Rushing Defense

Year	G	Att.	Yards	TD	Long	Avg/C	Avg/G
1997	10	446	1596	13	72	3.6	159.6
1998	10	422	1967	16	82	4.7	196.7
1999	11	455	2089	21	74	4.6	189.9
2000	10	455	2410	28	67	5.3	241.0
2001	10	396	2135	24	75	5.4	213.5
2002	10	326	994	14	58	3.0	99.4
2003	10	334	1103	11	48	3.3	225.6
2004	11	411	1135	15	45	2.8	103.2
2005	10	423	1624	14	76	3.8	162.4
2006	10	337	1366	14	80	4.1	136.6
2007	10	400	1711	20	71	4.3	171.1
2008	11	382	1546	23	80	4.0	140.5
2009	11	342	1034	12	33	3.0	94.0
2010	11	360	1399	15	66	3.9	127.2
2011	10	406	1963	18	80	4.8	196.3
2012	10	364	1632	15	69	4.5	163.2
2013	11	405	1859	24	79	4.6	169.0
2014	12	473	2418	24	63	5.1	201.5
2015	10	376	1793	26	58	4.8	179.3

### Passing Defense

Year	G	C-A-I	Yards	TD	Long	Pct.	Avg/G	Eff.
1997	10	92-186-10	1215	8	88	49.5	121.5	107.8
1998	10	97-214-4	1534	15	68	45.3	153.4	124.9
1999	11	125-255-7	2164	17	95	49.0	197.7	136.8
2000	10	115-223-3	1824	11	58	51.6	182.4	133.9
2001	10	208-363-8	2719	26	55	57.3	271.9	139.5
2002	10	138-247-5	1817	13	50	55.9	181.7	131.0
2003	10	196-355-16	2256	20	62	55.2	225.6	118.2
2004	11	156-335-20	1988	13	75	46.6	180.7	97.3
2005	10	157-300-19	2070	9	71	52.3	207.0	107.5
2006	10	137-280-13	1479	10	79	48.9	147.9	95.8
2007	10	172-307-15	2160	18	49	56.0	216.0	124.7
2008	11	230-396-18	2775	13	58	58.1	252.3	118.7
2009	11	265-476-13	3149	24	81	55.7	286.3	122.4
2010	11	269-457-13	3270	30	64	58.9	297.3	134.9
2011	10	156-282-10	1852	14	47	55.3	185.2	119.8
2012	10	132-250-7	1721	15	82	52.8	172.1	124.8
2013	11	228-396-14	3081	23	76	57.6	280.1	135.3
2014	12	203-346-13	2426	16	75	58.7	202.2	125.3
2015	10	139-270-13	1501	9	66	51.5	150.1	99.5

### Defense

Year	Tkl	TFL-Y	Sck-Y	FF	FR	INT	QBH	PBU	BLKS
1997	703	95-364	16-101	11	11	10	-	28	1
1998	623	60-243	15-82	1	12	4	-	31	1
1999	770	98-392	31-196	14	17	7	34	27	1
2000	688	76-238	15-102	8	12	3	1	27	0
2001	822	71-241	14-96	7	9	8	34	65	2
2002	752	79-254	19-93	9	11	5	28	43	3
2003	862	67-252	23-142	12	6	16	83	56	1
2004	896	95-366	32-216	13	10	20	40	59	4
2005	817	75-247	24-134	11	11	19	26	40	2
2006	618	66-271	17-133	8	5	13	21	46	1
2007	742	58-239	15-115	6	5	15	19	33	2
2008	815	82-276	22-133	5	5	18	19	50	1
2009	756	70-329	32.5-197	5	6	13	31	49	2
2010	730	62-189	16-83	9	11	13	35	43	2
2011	673	49-400	8-76	7	10	10	11	34	2
2012	620	42-155	10-69	9	11	7	13	33	1
2013	798	50-176	11-80	6	6	14	21	42	2
2014	954	85-303	21-120	16	12	13	47	40	4
2015	629	69-299	19-154	14	15	13	20	41	2

### Individual Tackles (Min. 70)

Name	Year	G	Solo	Asst	Total
Bashiri Turner	2001	10	65	38	103
Bernard Daniel	2007	10	53	42	95
Steven Harris	2010	11	55	37	92
Chrias Sawyer	2004	11	35	55	90
S. Fanner	1998	10	46	41	87
S. Hohenberger	1997	10	44	43	87
Bashiri Turner	2003	10	40	47	87
Noe Lopez	2009	11	55	31	86
Norman Dawson	2005	10	48	38	86
Willie Summers	2006	10	49	32	81
Houston Slep	2011	10	48	32	80
Bernard Daniel	2008	10	48	30	78
Izzy Ezziakor	2012	10	41	37	78
Bernard Daniel	2009	11	55	21	76
Chris Sawyer	2003	10	33	42	75
Bashiri Turner	2002	10	45	28	73
Bobby Stroupe	2001	10	39	34	73
Chris Jones	1999	11	38	35	73
Noe Lopez	2008	10	35	37	72
Norman Dawson	2004	11	30	41	71
Cameron Sparks	2008	10	45	25	70
Izzy Ezziakor	2011	10	42	28	70
Chris Jones	2000	10	33	37	70
Chris Hendricks	2005	10	27	43	70
Thomas Curry	2014	12	26	44	70

### Individual Sacks (Min. 4.0)

Name	Year	G	Sacks	Yards
Don Middleton	1998	10	7.0	48
Don Middleton	1999	11	7.0	38
Chris Jones	1999	11	6.0	41
Lionel Gillespie	2009	11	6.0	40
Reggie Johnson	2003	10	6.0	28
Rocky Phillips	2008	11	5.5	42
Kyle Patterson	2001	10	5.0	38
S. Fanner	1997	10	5.0	23
Reggie Johnson	2002	10	5.0	22
Reggie Johnson	2004	11	4.5	30
JR Mitchell	1999	11	4.0	28
Alex Moore	2010	11	4.0	27
Mike DeWitt Jr.	1999	11	4.0	25
Travis Masters	1999	11	4.0	24
Levi McDonald	1999	11	4.0	23
Levi McDonald	2000	10	4.0	23
Ryan Harkness	2014	12	4.0	22
Noe Lopez	2009	11	4.0	22
Scott Mercer	1997	10	4.0	21
Travis Masters	2000	10	4.0	21
Dexter Elliott	2009	11	4.0	17

### Individual Interceptions (Min. 4)

Name	Year	G	INT	Ret. Yards
Andrew Knight	2005	10	8	2
Cameron Sparks	2008	11	6	0
<b>Raheem Wilson</b>	<b>2015</b>	<b>10</b>	<b>5</b>	<b>157</b>
Eric Walker	2010	11	5	94
Greg Rayfield	2003	10	5	54
Lenell Lawrence	2004	11	4	168
Raheem Wilson	2014	12	4	66
Jairus Martin	2007	10	4	65
Andrew Knight	2005	10	4	58
Greg Rayfield	2004	11	4	52
Matthew Leatherwood	2009	10	4	0
Raheem Wilson	2013	11	4	0

## Year-by-Year Special Teams Numbers in the Division II Era

### Field Goals

Year	G	FGM	FGA	Lng	Pct.
1997	10	3	12	40	25.0
1998	10	8	17	40	47.1
1999	11	17	19	51	89.5
2000	10	7	11	51	63.6
2001	10	10	13	56	76.9
2002	10	7	11	49	63.6
2003	10	5	9	41	55.6
2004	11	9	12	49	75.0
2005	10	5	11	41	45.5
2006	10	7	9	45	77.8
2007	10	6	12	56	50.0
2008	11	6	14	54	42.9
2009	11	9	14	46	64.3
2010	11	8	12	41	66.7
2011	10	9	15	41	60.0
2012	10	9	15	42	60.0
2013	11	6	11	38	54.5
2014	12	12	21	42	57.1
2015	10	8	11	37	72.7

### Punting

Year	G	No.	Yards	Long	Avg.
1997	10	49	698	58	39.0
1998	10	53	1865	68	35.2
1999	11	55	2194	61	39.9
2000	10	74	2624	62	35.5
2001	10	54	1731	49	32.1
2002	10	47	1643	59	35.0
2003	10	42	1478	57	35.2
2004	11	53	1947	60	36.7
2005	10	53	1973	60	37.2
2006	10	44	1514	64	34.4
2007	10	57	2109	61	37.0
2008	11	67	2672	66	39.9
2009	11	59	2135	59	36.2
2010	11	63	2031	53	32.2
2011	10	45	1694	63	37.6
2012	10	46	1498	62	32.6
2013	11	60	2414	65	40.2
2014	12	62	2507	88	40.4
2015	10	47	1769	57	37.6

### Punt Returns

Year	G	Ret.	Yards	TD	Long	Avg/R	Avg/G
1997	10	27	186	1	32	6.9	18.6
1998	10	32	401	0	50	12.5	40.1
1999	11	33	205	0	43	6.2	18.6
2000	10	27	185	1	78	6.9	18.5
2001	10	19	281	1	77	14.8	28.1
2002	10	25	284	0	44	11.4	28.4
2003	10	11	214	2	93	19.5	21.4
2004	11	27	195	1	40	7.2	17.7
2005	10	18	75	0	19	4.2	7.5
2006	10	23	171	0	20	7.4	17.1
2007	10	23	205	0	40	8.9	20.5
2008	11	27	303	1	54	11.2	27.5
2009	11	27	445	3	76	16.5	40.5
2010	11	14	69	0	29	4.9	6.3
2011	10	10	37	0	15	3.7	3.7
2012	10	7	28	0	9	4.0	2.8
2013	11	21	134	0	23	6.4	12.2
2014	12	26	290	1	63	11.2	24.1
2015	10	18	150	1	53	8.3	16.7

### Kick Returns

Year	G	Ret.	Yards	TD	Long	Avg/R	Avg/G
1997	10	34	612	0	50	18.0	61.2
1998	10	43	992	1	80	23.1	99.2
1999	11	37	636	1	97	17.2	57.8
2000	10	51	1142	2	95	22.4	114.2
2001	10	57	1140	0	63	21.0	114.0
2002	10	25	506	0	43	20.2	50.6
2003	10	23	376	0	66	16.3	37.6
2004	11	35	663	0	48	18.9	60.3
2005	10	28	604	1	87	21.6	60.4
2006	10	31	713	0	73	23.0	71.3
2007	10	50	1091	1	75	21.8	109.1
2008	11	54	1158	0	76	21.4	105.3
2009	11	56	1361	2	97	24.3	123.7
2010	11	59	1138	0	58	19.3	103.5
2011	10	43	894	1	87	20.8	89.4
2012	10	41	651	0	45	15.9	65.1
2013	11	60	1105	0	61	18.4	100.4
2014	12	51	1147	0	68	22.5	95.6
2015	10	33	667	0	62	20.2	74.1

### Individual Punting (Min. 30 punts)

Name	Year	No.	Yds	Avg.	In20	Long
Jared Heim	2014	49	2051	41.9	16	88
Jared Heim	2013	55	2303	41.9	12	65
Chris Enloe	1999	48	2009	41.9	20	61
Will White	2008	63	2632	41.8	19	66
Chris Enloe	1997	36	1452	40.3	-	58
<b>Joel Carlos</b>	<b>2015</b>	<b>37</b>	<b>1440</b>	<b>38.9</b>	<b>13</b>	<b>57</b>
Will White	2007	56	2109	37.7	15	61
Jared Heim	2011	45	1694	37.6	21	63
Pete Cuva	2004	47	1760	37.4	16	60
Pete Cuva	2005	52	1942	37.3	13	60
Will White	2009	58	2135	36.8	24	59
Michael Rowland	2000	71	2600	36.6	19	62
Michael Rowland	2003	40	1450	36.2	12	57
Michael Rowland	2002	39	1379	35.4	12	59
Matt Kipp	2001	34	1144	33.6	10	49
Nick Latoof	2010	59	1888	32.0	16	53

### Individual Field Goals (Min. 7 made FG)

Name	Year	FGM	FGA	Pct.	Long
Milan Smado	1999	17	19	89.5	51
Jake Walters	2014	12	21	57.1	42
Milan Smado	2001	10	12	83.3	56
Pete Cuva	2004	9	12	75.0	49
Cole Jones	2009	9	14	64.3	46
Chris Peoples	2012	9	15	60.0	42
Chris Peoples	2011	9	15	60.0	41
Chris Peoples	2010	8	12	75.0	41
Pete Cuva	2006	7	9	77.8	45
Milan Smado	2000	7	11	63.6	51

### Individual Punt Returns (Min. 8 returns & 10.0 ypr)

Name	Year	No.	Yds	Avg.	Long	TD
Romar Crenshaw	2003	9	206	22.9	93	2
Dexter Daniels	2001	12	235	19.6	77	1
Jerome Hewitt	2009	26	435	16.7	76	3
Jairus Martin	2006	20	156	14.5	30	0
Dexter Daniels	2002	21	263	12.5	44	0
Jerome Hewitt	2008	26	308	11.8	54	1
Layton Dworaczyk	2014	21	234	11.1	63	1

### Individual Kick Returns (Min. 15 returns & 20.0 ypr)

Name	Year	No.	Yds	Avg.	Long	TD
Jerome Hewitt	2009	32	975	30.5	97	2
Jerome Hewitt	2008	19	565	29.7	76	0
Jerome Hewitt	2007	27	760	28.1	75	1
Romar Crenshaw	2001	21	577	27.5	63	0
C. Kuykendall	1998	31	797	25.7	80	1
Chance Grayson	2014	30	725	24.2	68	0
Brandon Bryant	2010	21	476	22.7	39	0
Keelen Green	2011	18	391	21.7	48	0
Kelton Jordan	2000	19	406	21.4	89	1

# Defensive Touchdowns

## In the D-II Era

**2015**  
 Thomas Curry 73 yd FMB return at OBU  
 DaMarius Lavender 0 yd FMB return vs. OKBU  
 Raheem Wilson 67 yd INT return vs. OKBU  
 Raheem Wilson 64 yd INT return at ATU  
 Kevin Jones 11 yd FMB return at UAM

**2014**  
 Raheem Wilson 33 yd FMB return vs. NWOSU  
 Donnie Hamilton 39 yard INT return vs. SNU  
 Raheem Wilson 28 yard INT return vs. BC

**2013**  
 Logan Russell 100 yard INT return vs. HSU  
 Chad Tucker 25 yard INT return vs. SAU

**2012**  
 Jacobi Crowley 42 yard INT return at UAM  
 Houston Slemp 79 yard INT return at TAMUC

**2011**  
 Johnny Seals 21-yard FMB return at ATU

**2010**  
 Brandon Ford 35-yard FMB return at TAMUK

**2009**  
 Noe Lopez 60-yard INT return vs. UCO

**2008**  
 None

**2007**  
 Jairus Martin 65-yard INT return vs. TAMUC

**2006**  
 Jabir Perkins 77-yard INT return vs. NSU  
 Willie Summers 69-yard INT return vs. SWOSU

**2005**  
 Chris Hendricks 62-yard FMB return at NSU  
 Ataymian Skinner 40-yard INT return vs. ACU

**2004**  
 Lenell Lawrence 24 yd INT return vs. ENMU  
 Greg Rayfield 22 yd INT return at ASU  
 Shaylon Carter 27 yd FMB return  
 Rustin Spangler 0 yd FMB return vs. SWOSU  
 Noble Polk 48 yd INT return

**2003**  
 Lenell Lawrence 22 yd INT return vs. ASU  
 Greg Rayfield 50 yd INT return  
 Kevin Burton 0 yd FMB return at NSU  
 Chris Hendricks 7 yd INT return vs. TSU

**2002**  
 None

**2001**  
 Dexter Daniels 42 yd FMB return vs. TSU

**2000**  
 None

**1999**  
 None

**1998**  
 Jeff Batty 42 yd. FMB return vs. ECU

**1997**  
 Williams 30 yd FMB return at TAMUC  
 Chad Ashby 58 yd FMB return vs. ENMU

# In the Division II Era

## 50-plus yard offensive scoring plays

Year	Play	Versus	Date
1997	Robert Marshall 90 yd run	vs. Central Oklahoma	Nov. 8
	Robert Marshall 60 yd run	at East Central	Nov. 15
1998	Ben Pedigo 60 yd pass from Chris Enloe	vs. Panhandle State	Sept. 12
	Anthony Terrell 86 yd pass from Chris Enloe	vs. Northeastern State	Oct. 31
1999	Paul Elvington 62 yd pass from Chris Enloe	vs. Western New Mexico	Oct. 23
2000	Romar Crenshaw 75 yd pass from Gary Don Moore	at Central Oklahoma	Nov. 4
2001	Romar Crenshaw 72 yd pass from Randy Johnson	vs. Missouri Western State	Sept. 1
	Romar Crenshaw 84 yd pass from Randy Johnson	vs. Missouri Western State	Sept. 15
	Romar Crenshaw 53 yd pass from Randy Johnson	vs. Abilene Christian	Sept. 22
	Romar Crenshaw 73 yd pass from Drew Beard	vs. Tarleton State	Sept. 22
	Romar Crenshaw 97 yd pass from Randy Johnson	vs. Abilene Christian	Oct. 6
	Romar Crenshaw 84 yd run	at Northeastern State	Oct. 13
	Romar Crenshaw 55 yd pass from Randy Johnson	at Northeastern State	Oct. 13
	James Brooks 68 yd pass from Randy Johnson	vs. Midwestern State	Oct. 20
2002	Romar Crenshaw 80 yd pass from Drew Beard	vs. Ouachita Baptist	Sept. 7
	Romar Crenshaw 70 yd pass from Drew Beard	vs. West Texas A&M	Sept. 28
	Brian Odom 68 yd run	vs. West Texas A&M	Sept. 28
	Romar Crenshaw 96 yd pass from Drew Beard	vs. Southwestern Oklahoma State	Oct. 26
	Romar Crenshaw 63 yd pass from Drew Beard	at East Central	Nov. 9
	Romar Crenshaw 72 yd pass from Drew Beard	at East Central	Nov. 9
2003	Romar Crenshaw 75 yd run	at East Texas Baptist	Sept. 13
	DeMarques Jones 64 yd pass from Drew Beard	vs. Angelo State	Sept. 20
	Romar Crenshaw 65 yd pass from Drew Beard	at West Texas A&M	Sept. 27
	Romar Crenshaw 69 yd pass from Drew Beard	at West Texas A&M	Sept. 27
	Romar Crenshaw 78 yd pass from Drew Beard	vs. Texas A&M-Commerce	Oct. 4
	Michael Mooney 54 yd pass from Drew Beard	vs. Texas A&M-Commerce	Oct. 4
	DeMarques Jones 77 yd pass from Drew Beard	at Northeastern State	Oct. 11
	Romar Crenshaw 87 yd pass from Drew Beard	at Northeastern State	Oct. 11
	Romar Crenshaw 73 yd run	vs. Tarleton State	Oct. 18
	Drew Beard 76 yd run	at Southwestern Oklahoma State	Oct. 25
	Romar Crenshaw 53 yd pass from Drew Beard	vs. Central Oklahoma	Nov. 1
	Romar Crenshaw 56 yd pass from Drew Beard	at East Central	Nov. 8
2004	Drew Beard 53 yd run	vs. Eastern New Mexico	Sept. 4
	Jeremie Berry 76 yd pass from Drew Beard	vs. Southwestern Oklahoma State	Oct. 23
	Jeremie Berry 62 yd pass from Drew Beard	vs. Southwestern Oklahoma State	Oct. 23
	Michael Mooney 71 yd pass from Drew beard	at Central Oklahoma	Oct. 30
2005	Terel King 55 yd run	at Eastern New Mexico	Sept. 3
	Jeremie Berry 62 yd pass from Kolby Williams	at Eastern New Mexico	Sept. 3
	Barrett Fontenette 56 yd pass from Justin Pitrucha	at Midwestern State	Sept. 17
	Jeremie Berry 66 yd pass from Justin Pitrucha	at Southwestern Oklahoma State	Oct. 22
	Jeremie Berry 68 yd pass from Justin Pitrucha	vs. Central Oklahoma	Oct. 29
2006	Barrett Fontenette 72 yd pass from Kolby Williams	at Northwestern Oklahoma State	Aug. 31
	Shawn Lawrence 66 yd pass from Justin Pitrucha	vs. East Central	Nov. 11
	Shawn Lawrence 58 yd pass from Justin Pitrucha	vs. East Central	Nov. 11
2007	Jay Rose 54 yd pass from Kolby Williams	vs. Southwestern Oklahoma State	Oct. 13
	Sean Cooper 80 yd run	at East Central	Nov. 10
	Daniel Nichols 53 yd pass from Brandon Noohi	at East Central	Nov. 10
2008	Jay Rose 50 yd pass from Bo White	at Angelo State	Oct. 18
	Baylen Laury 56 yd run	at Angelo State	Oct. 18
	Daniel Nichols 54 yd pass from Brandon Noohi	vs. Northeastern State	Oct. 25
	Daniel Nichols 55 yd pass from Brandon McCain	at Texas A&M-Commerce	Nov. 1
2009	Jerrod Temple 54 yd pass from Dallas McCutcheon	vs. Henderson State	Aug. 27
	Baylen Laury 75 yd run	at Eastern New Mexico	Sept. 12
	Josh Johnson 56 yd run	vs. Central Oklahoma	Oct. 10
	Baylen Laury 55 yd pass from Justin Pitrucha	at Northeastern State	Oct. 24
	Daniel Nichols 81 yd pass from Justin Pitrucha	at Northeastern State	Oct. 24
2010	Brandon DeFrance 81 yd pass from Logan Turner	vs. Incarnate Word	Sept. 11
	Brandon DeFrance 74 yd pass from Logan Turner	vs. Incarnate Word	Sept. 11
	Mike Hill 61 yd pass from Logan Turner	vs. Incarnate Word	Sept. 11
	Baylen Laury 70 yd run	vs East Central	Oct. 23
2012	Quentin Morris 70 yd pass from Jercolby Bradley	vs Southern Arkansas	Sept. 15
	Anthony Gale 62 yd pass from Jercolby Bradley	at Arkansas Tech	Oct. 6
	Keelen Green 89 yd pass from Nick Sioson	at Arkansas-Monticello	Oct. 27
2013	Devlon Wortham 87 yd run	vs. Southern Arkansas	Sept. 5
	Chad Laury 55 yd pass from Nick Sioson	vs. Henderson State	Sept. 21
2014	Devlon Wortham 76 yd run	at Southern Arkansas	Sept. 6
	Ty Miller 54 yd pass from Ryan Polite	vs. Arkansas-Monticello	Sept. 13
	Layton Dworaczyk 76 yd pass from Ryan Polite	vs. Southern Nazarene	Oct. 11
	Anthony Foster 79 yd pass from Ryan Polite	at Southwestern Oklahoma State	Oct. 18
	Devlon Wortham 51 yd run	vs. Northwestern Oklahoma State	Oct. 25
2015	Ronnie Green 58 yd run	at Southern Nazarene	Sept. 26

## 90-plus yard scoring drives

Year	Pl-Yds	TOP	QB	Scoring play	Versus	Date
1999	10-91	5:17	Chris Enloe	Paul Elvington 7 yd rec.	vs. Harding	Oct. 2
	9-99	3:34	Chris Enloe	Chris Enloe 1 yd run	vs. Harding	Oct. 2
2000	None					
2001	9-98	4:00	Randy Johnson	Crenshaw 53 yd rec.	vs. Tarleton State	Sept. 22
	2-98	0:51	Randy Johnson	Crenshaw 97 yd rec.	vs. Abilene Christian	Oct. 6
	6-90	2:45	Randy Johnson	Shawn Teamann 4 yd run	vs. Abilene Christian	Oct. 6
2002	2-93	0:58	Drew Beard	Crenshaw 96 yd rec.	vs. Southwestern Okla. St.	Oct. 26
2003	4-94	1:51	Drew Beard	Crenshaw 56 yd rec.	at East Central	Nov. 8
2004	7-94	3:03	Drew Beard	Brian Odom 1 yd run	East Central	Nov. 6
2005	None					
2006	13-91	5:05	Justin Pitrucha	Jimmy Daley 15 yd rec.	Texas A&M-Kingsville	Sept. 23
	10-99	4:23	Justin Pitrucha	Daniel Nichols 5 yd rec.	at Midwestern State	Oct. 28
2007	10-91	1:31	Jeremy Paxton	Daniel Nichols 11 yd rec.	at Northeastern State	Nov. 3
2008	None					
2009	None					
2010	6-95	2:00	Logan Turner	Ryan Shelley 26 yd rec.	at Central Oklahoma	Oct. 16
2011	16-94	7:24	Logan Turner	Quentin Morris 19 yd rec.	Central Oklahoma	Sept. 10
	11-94	6:18	Logan Turner	Ryan Shelley 5 yd rec.	Central Oklahoma	Sept. 10
	15-91	7:12	Logan Turner	Sam Roberson 6 yd rec.	Southern Arkansas	Sept. 17
	13-90	3:22	Logan Turner	Don Brown 1 yd run	Southern Arkansas	Sept. 17
	13-96	6:52	Jercolby Bradley	Don Brown 2 yd run	at Arkansas-Monticello	Oct. 29
2012	16-99	12:00	Jercolby Bradley	CJ Kirk 1 yd run	at Texas A&M-Commerce	Sept. 1
	7-91	1:58	Jercolby Bradley	Jercolby Bradley 11 yd run	at Henderson State	Sept. 22
	3-96	1:11	Nick Sioson	Keelen Green 89 yard rec.	at Arkansas-Monticello	Oct. 27
	15-92	7:08	Jercolby Bradley	CJ Kirk 4 yd run	at East Central	Nov. 10
2013	None					
2014	16-92	7:12	Ryan Polite	Layton Dworaczyk 4 yd rec.	vs. Arkansas Tech	Nov. 8
2015	8-90	2:55	Ryan Polite	Ronnie Green 14 yd run	vs. Henderson State	Sept. 3
	11-90	4:26	Ryan Polite	Jake Walters 25 yd field goal	vs. Oklahoma Baptist	Sept. 19
	6-99	1:23	Ryan Polite	Franky Okafor 26 yd rec.	at Southern Nazarene	Sept. 26
	7-90	1:32	Ryan Polite	Kaymon Farmer 11 yd rec.	at Northwestern Oklahoma State	Oct. 10

# Special Teams Touchdowns

## In the D-II Era

<b>2015</b>	Asanti McCrae 53-yard PR at SNU
<b>2014</b>	Layton Dworaczyk 63-yard PR vs. NWOSU
<b>2013</b>	None
<b>2012</b>	None
<b>2011</b>	Brandon Bryant 87-yard KOR vs. NSU
<b>2010</b>	None
<b>2009</b>	Jerome Hewitt 54-yard PR at ECU Jerome Hewitt 97-yard KOR vs. TAMUC Jerome Hewitt 63-yard PR at SWOSU Jerome Hewitt 94-yard KOR at SWOSU Jerome Hewitt 76-yard PR vs. NWOSU
<b>2008</b>	Jerome Hewitt 54-yard PR vs. SWOSU
<b>2007</b>	Jerome Hewitt 75-yard KR vs. NWOSU
<b>2006</b>	None
<b>2005</b>	Shawn Lawrence 87-yard KOR at NSU
<b>2004</b>	Willie Summers 40 yd BLOCKED PR vs. SWOSU
<b>2003</b>	Romar Crenshaw 94 yd PR at ETBU Romar Crenshaw 80 yd PR vs. TAMUC
<b>2002</b>	None
<b>2001</b>	None
<b>2000</b>	Yohance Bree 78 yd PR at ACU Cody Lee 95 yd KOR vs. NSU Kelton Jordan 89 yd KOR at MSU
<b>1999</b>	Richard Peterson 97 yd KOR at OBU
<b>1998</b>	C. Kuykendoll 80 yd KOR vs. TAMUC
<b>1997</b>	Chad Ashby 21 yd BLOCKED PR at ECU

# In the Division II Era

## 50-plus yard Field Goals

Year	Distance	Kicker	Versus	Date
1997	None			
1998	None			
1999	51 yds	Milan Smado	vs. Abilene Christian (N)	Sept. 18
2000	51 yds	Milan Smado	at Central Oklahoma	Nov. 4
2001	51 yds	Milan Smado	vs. Midwestern State	Oct. 20
	56 yds*	Milan Smado	vs. Midwestern State	Oct. 20
2002	None			
2003	None			
2004	None			
2005	None			
2006	None			
2007	51 yds	Cole Jones	vs. Tarleton State	Sept. 8
	56 yds*	Cole Jones	vs. Central Oklahoma	Oct. 20
2008	54 yds	Cole Jones	vs. Southwestern Oklahoma State	Oct. 4
2009	None			
2010	None			
2011	None			
2012	None			
2013	None			
2014	None			

\*Matches School record

## Fourth Quarter Game-Winning Drives

Year	Final	QB	Summary	Scoring play (TOC)	Versus	Date
1997	None					
1998	21-20	Chris Enloe	8-79 (2:22)	D. Anderson 1 yd run (0:59)	vs. Texas A&M-Commerce	Sept. 17
	31-30	Chris Enloe	8-80 (2:32)	D. Anderson 1 yd run (2:09)	vs. Ouachita Baptist	Oct. 10
1999	21-16	Chris Enloe	13-80 (6:17)	P. Elvington 23 yd rec. (3:29)	vs. Southwestern Okla. St.	Oct. 16
2000	None					
2001	32-25	Randy Johnson	5-55 (1:16)	Johnson 2 yd run (3:31)	at Northeastern State	Oct. 13
2002	26-20	Drew Beard	9-86 (2:14)	Beard 10 yd run (0:12)	at Angelo State	Sept. 21
	20-17	Drew Beard	9-50 (4:29)	John White 37 yd FG (0:00)	vs. East Central	Nov. 9
2003	42-35	Drew Beard	6-37 (2:18)	Beard 7 yd run (4:50)	at Northeastern State	Oct. 11
2004	None					
2005	24-23	Justin Pitrucha	9-76 (2:10)	21 yd Pete Cuva FG (2:10)	Texas A&M-Commerce	Oct. 15
	21-17	Justin Pitrucha	10-80 (2:32)	Berry 36 yd rec. (6:34)	East Central	Nov. 5
2006	37-30	Justin Pitrucha	7-40 (3:05)	Fontenette 4 yd run (0:54)	at Tarleton State	Sept. 9
	9-7	Justin Pitrucha	9-80 (3:57)	Nichols 12 yd rec. (3:27)	at Central Oklahoma	Oct. 21
2007	None					
2008	28-24	Brandon McCain	3-55 (0:45)	Laury 17 yd rec. (5:30)	at Texas A&M-Commerce	Nov. 1
	38-31	Brandon McCain	2-61 (0:34)	White 27 yd rec. (2:05)	East Central	Nov. 8
2009	None					
2010	None					
2011	30-23	Logan Turner	11-94 (6:18)	Shelley 5 yd rec. (6:58)	Central Oklahoma	Sept. 10
	24-21	Logan Turner	13-90 (3:22)	Don Brown 1 yd run (0:22)	Southern Arkansas	Sept. 17
2012	None					
2013	None					
2014	52-49	Ryan Polite	12-59 (5:41)	Jake Walters 19 yd FG (0:00)	Arkansas-Monticello	Sept. 13
	28-24	Ryan Polite	9-43 (2:32)	Ronnie Green 2 yd run (0:40)	at Southwestern Oklahoma St.	Oct. 18

## Versus Ranked Opponents

Year	Result	Rank	Opponent	H/A	Date
2004	W, 55-28	#9	Central Oklahoma	A	Oct. 30
	L, 40-30	#6	Texas A&M-Kingsville*	A	Nov. 13
2005	None				
2006	L, 33-23	#25	Midwestern State	A	Oct. 28
2007	L, 41-17	#22	Tarleton State	H	Sept. 8
	L, 41-3	#21	Abilene Christian	A	Sept. 15
	L, 41-19	#23	Midwestern State	H	Oct. 27
2008	L, 59-10	#4	Abilene Christian	H	Sept. 20
2009	L, 33-14	#2	Abilene Christian	A	Sept. 19
2010	L, 41-17	#9	West Texas A&M	A	Sept. 18
	L, 38-24	#4	Texas A&M-Kingsville	A	Nov. 13
2012	L, 56-20	#24	Henderson State	A	Sept. 22
	L, 27-24	#12	Ouachita Baptist	H	Sept. 29
	L, 31-9	#16	Harding	H	Nov. 3
2013	L, 44-35	#9	Henderson State	H	Sept. 21
2014	L, 60-17	#7	Henderson State	A	Sept. 18
	L, 51-6	#17	Harding	A	Nov. 1
2015	L, 42-40	#11	Ouachita Baptist	A	Sept. 12

# Southeastern Record Book

## All-Time Single-Game Passing Performances

1. Kolby Williams vs. Texas A&M-Kingsville (2007)	462 yards
2. Troy Taylor vs. SW Oklahoma (1985)	461 yards
3. Troy Taylor vs. Evangel (1984)	402 yards
<b>4. Ryan Polite vs. Harding (2015)</b>	<b>398 yards</b>
5. Troy Taylor vs. Northeastern State (1985)	387 yards
6. Brandon Noohi vs. East Central (2007)	386 yards
7. Logan Turner vs East Central (2011)	383 yards
8. Justin Pitrucha vs. East Central (2006)	382 yards
9. Nick Sioson vs. Henderson State (2013)	377 yards
10. Drew Beard vs. SW Oklahoma (2004)	376 yards

## All-Time Single-Game Rushing Performances

1. Earnest Hunter vs. East Central (1994)	336 yards
2. Earnest Hunter vs. Southern Arkansas (1994)	292 yards
3. Earnest Hunter vs. Arkansas Tech (1994)	249 yards
4. Earnest Hunter vs. NW Oklahoma (1994)	232 yards
5. Drew Beard vs. Eastern New Mexico (2004)	231 yards
6. Devlon Wortham at Southern Arkansas (2014)	228 yards
t7. Deon Green vs. Ouachita Baptist (1995)	222 yards
t7. Baylen Laury vs. East Central (2010)	222 yards
9. Devlon Wortham vs. Southern Arkansas (2013)	220 yards
10. Earnest Hunter vs. SW Oklahoma (1994)	218 yards

## All-Time Single-Game Receiving Performances

1. Romar Crenshaw vs. Central Oklahoma (2001)	251 yards
2. Ryan Shelley vs. East Central (2011)	225 yards
3. Romar Crenshaw vs. Abilene Christian (2001)	211 yards
4. Randall Burks vs. SW Oklahoma (1975)	207 yards
5t. Romar Crenshaw vs. Tarleton State (2001)	201 yards
5t. Henry Conkle vs. Northeastern State (1978)	201 yards
7. Shawn Lawrence vs. East Central (2006)	192 yards
8. Henry Hill vs. SW Oklahoma (1985)	186 yards
9. Daniel Nichols vs. Northeastern State (2009)	185 yards
10. Daniel Nichols vs East Central (2007)	183 yards

## All-Time Single-Season Passing Performances

1. Troy Taylor (1985)	3,529 yards
2. Nick Sioson (2013)	2,958 yards
3. Drew Beard (2004)	2,945 yards
4. Jeff Moser (1995)	2,814 yards
<b>5. Ryan Polite (2015)</b>	<b>2,638 yards</b>
6. Ryan Polite (2014)	2,609 yards
7. Justin Pitrucha (2006)	2,332 yards
8. Drew Beard (2003)	2,279 yards
9. Brandon McCain (2008)	2,145 yards
10. Jeff Moser (1994)	2,032 yards

## All-Time Single-Season Rushing Performances

1. Earnest Hunter (1994)	1,899 yards
2. Baylen Laury (2010)	1,192 yards
3. Scott Martin (1999)	1,119 yards
3. Devlon Wortham (2013)	1,119 yards
5. Scott Martin (2001)	1,010 yards
6. Earnest Hunter (1993)	1,008 yards
7. Johnny McHenry (1999)	1,006 yards
8. Lavon Hicks (1971)	1,002 yards
9. Greg Ray (1996)	986 yards
10. Tony West (1967)	895 yards

## All-Time Single-Season Receiving Performances

1. Romar Crenshaw (2001)	1,158 yards
2. Henry Hill (1985)	1,048 yards
3. Anthony Foster (2013)	1,036 yards
4. Pete Spratt (1995)	1,009 yards
5. Daniel Nichols (2009)	971 yards
6. Romar Crenshaw (2003)	966 yards
7. Randall Burks (1975)	913 yards
8. Romar Crenshaw (2002)	838 yards
9. Daniel Nichols (2007)	818 yards
10. Shawn Lawrence (2006)	809 yards

## All-Time Career Passing Performances

1. Jeff Moser (1993-96)	7,969 yards
2. Drew Beard (2001-04)	7,303 yards
3. Justin Pitrucha (2005-09)	6,259 yards
4. Troy Taylor (1984-86)	5,773 yards
<b>5. Ryan Polite (2014-P)</b>	<b>5,256 yards</b>

## All-Time Career Rushing Performances

1. Earnest Hunter (1993-94)	2,907 yards
2. Baylen Laury (2008-10)	2,593 yards
3. Scott Martin (1999-2001)	2,401 yards
4. Drew Beard (2001-04)	2,381 yards
<b>5. Devlon Wortham (2013-P)</b>	<b>2,218 yards</b>

## All-Time Career Receiving Performances

1. Romar Crenshaw (2000-03)	3,133 yards
2. Daniel Nichols (2005-09)	3,036 yards
3. Pete Spratt (1992-95)	2,336 yards
4. Anthony Foster (2011-14)	2,085 yards
<b>5. Kaymon Farmer (2013-P)</b>	<b>1,683 yards</b>

## Single Game - Team

Rushing Carries .....	65 at Arkansas-Monticello, 2015
Rushing Yards .....	421 at Southern Nazarene, 2015
Yards Per Carry.....	8.8 vs. Eastern New Mexico, 2004;
.....	8.8 vs. East Central, 1994;
.....	<b>8.8 at Southern Nazarene, 2015</b>
Passing Attempts .....	68 vs. Harding, 2015
Passing Completions .....	37 vs. Central Oklahoma, 2009
.....	<b>37 vs. Harding, 2015</b>
Passing Pct. ....	81.5% (22-27) vs. Northeastern State, 2004
Passing Touchdowns .....	6, vs. Northeastern St., 2009; vs. SW Oklahoma, 2005
Total Offense .....	616 vs. Arkansas-Monticello, 2014
Most Plays.....	106 vs. Henderson State, 2012
.....	<b>106 vs. Harding, 2015</b>
Points .....	125 vs. Tahlequah Normal, 1916
Punts.....	14 vs. Henderson State, 1976
Punting Average .....	50.2 vs. SW Oklahoma, 2013
Tackles .....	116 vs. Eastern New Mexico, 2009
Sacks .....	8 vs. Central Arkansas, 1988
.....	<b>8 vs. Southern Arkansas, 2015</b>

## Single Season - Team

Wins.....	10, 1988
Consecutive Wins .....	10, 1988
Consecutive Games Without a Loss .....	17, 1921-23
Losses.....	10, 1971
Consecutive Losses .....	17, 1983-84
Consecutive Games Without a Win .....	21, 1969-71
Rushing Carries .....	535, 2014
Rushing Yards .....	2,763, 1999
Rushing Yards/Game .....	251.2, 1999
Rushing Yards/Carry .....	5.3 yards, 1999
Passing Attempts .....	511, 2013
Passing Completions .....	331, 2013
Passing Percentage .....	59.2%, 2009
Passing Touchdowns .....	27, 2009
Total Offense .....	4,895 yards, 2013
Total Offense/Game .....	445.0 yards, 2013
Most Plays .....	947 plays, 2013
Points .....	432, 2004
Points Per Game .....	46.3, 1913
Fewest Points Allowed .....	6, 1922 (nine games)
Punts .....	75, 1982
Punting Yardage .....	2,981, 1982
Tackles .....	992, 1985
Sacks .....	40, 1988

# Southeastern Record Book

## Single Game - Individual

**Total Offense:** 526, Drew Beard vs. Eastern New Mexico, 2004  
**Most Plays:** 81, Ryan Polite vs. Harding, 2015  
**Rushing Yards:** 336, Earnest Hunter vs. East Central, 1994  
**Rushing Carries:** 40, Earnest Hunter vs. East Central, 1994  
**Rushing Carries (QB):** 37, Drew Beard vs. Central Okla., 2002  
**Rushing TDs:** 5, Harlan Fannin vs. Oklahoma City, 1922  
**Passing Yards:** 462, Kolby Williams vs. Texas A&M-Kingsville, 2007  
**Passing Attempts:** 68, Ryan Polite vs. Harding, 2015  
**Passing Completions:** 37, Justin Pitrucha vs. Central Oklahoma, 2009; Ryan Polite vs. Harding, 2015  
**Passing TDs:** 6, Justin Pitrucha vs. Northeastern State, 2009  
**Passing Pct.:** 81.0% (17-21), Drew Beard vs. N.eastern St., 2004  
**Receptions:** 17, Henry Hill vs. SW Oklahoma, 1985  
**Rec. Yards:** 251, Romar Crenshaw vs. Central Oklahoma, 2001  
**Receiving TDs:** 3, Daniel Nichols vs. Henderson State, 2009, Daniel Nichols vs. East Central, 2007; 3, Romar Crenshaw vs. Central Oklahoma, 2001; 3, Romar Crenshaw vs. Tarleton State, 2001; 3, Jim Bell vs. NW Oklahoma, 1987; 3, Oscar Wright vs. SW Oklahoma, 1987; 3, Robbie Birdwell vs. Austin College, 1985; 3, Randall Burks vs. Southern Arkansas, 1975; **Kaymon Farmer vs. Harding, 2015**  
**Points:** 30, Harlan Fannin vs. Oklahoma City, 1922  
**PATs:** 8, Chris Peoples vs. Southern Arkansas, 2013 (8 attempts)  
**FG Attempts:** 5, Milan Smado vs. Abilene Christian, 1999 (5 made); Jake Walters vs. Bacone, 2014 (4 made)  
**FG Made:** 5, Milan Smado vs. Abilene Christian, 1999 (5 attempts)  
**Punts:** 14, Mike McVay vs. Henderson State, 1976  
**Punting Yards:** 472, Mike McVay vs. Henderson State, 1976  
**Punting Avg. (min 5):** 50.2, Jared Heim vs. SW Oklahoma, 2013  
**Net Punting Avg. (min. 5):** 47.0, Chris Enloe vs. East Central, 1999  
**Punts Inside 20:** 5, Nick LaToof at Texas A&M-Commerce, 2010  
**Punt Returns:** 8, Charles Gullely vs. SW Oklahoma, 1971  
**PR Yards:** 220, Chris Kuykendall vs. Eastern New Mexico, 1998  
**PR Avg.:** 31.4, Chris Kuykendall vs. Eastern New Mexico, 1998  
**Kickoff Returns:** 7, Jerome Hewitt vs. Eastern New Mexico, 2009  
**KOR Yards:** 201, Jerome Hewitt vs. Eastern New Mexico, 2009  
**KOR Avg.:** 59.0, Jerome Hewitt vs. SW Oklahoma, 2009  
**Interceptions:** 4, Pate Thomas vs. Northeastern State, 1916  
**Tackles:** 26, Ronny Carter vs. Henderson State, 1981  
**Tackles For Loss:** 9, Elmar Perry vs. SW Oklahoma, 1988  
**Tackle For Loss Yards:** 26, Elmar Perry vs. SW Oklahoma, 1988  
**Sacks:** 4.5, David Hall vs. Central Arkansas, 1988

## Career

**Total Offense:** 9,684, Drew Beard, 2001-04  
**Most Plays:** 1,314, Drew Beard, 2001-04  
**Rushing Yards:** 2,907, Earnest Hunter, 1993-94  
**Rushing Yards (QB):** 2,381, Drew Beard, 2001-04  
**Rushing Carries:** 564, Lavon Hicks, 1971-73  
**Rushing Touchdowns:** 28, Drew Beard, 2001-04  
**Consecutive 100-yard Games:** 6, Johnny McHenry, 1999  
**Passing Yards:** 7,969, Jeff Moser, 1993-96  
**Passing Attempts:** 1,096, Jeff Moser, 1993-96  
**Passing Completion:** 575, Jeff Moser, 1993-96  
**Passing Touchdowns:** 65, Drew Beard, 2001-04  
**Passing Percentage:** 52.5%, Jeff Moser, 1993-96  
**Receptions:** 192, Daniel Nichols, 2006-09  
**Receiving Yards:** 3,133, Romar Crenshaw, 2000-03  
**Receiving TDs:** 33, Romar Crenshaw, 2000-03  
**All-Purpose Yards:** 4,652, Romar Crenshaw, 2000-03  
**All-Purpose Avg.:** 132.9 ypg, Romar Crenshaw, 2000-03  
**Points:** 266, Romar Crenshaw, 2000-03  
**PATs:** 120, Pete Cuva, 2004-06  
**Consecutive PAT Made:** 46, Pete Cuva, 2004  
**FG Attempts:** 65, Eric Nuber, 1995-98  
**FG Made:** 34, Milan Smado, 1999-2001 (42 attempts)  
**FG Percentage:** 81.0% (34-42), Milan Smado, 1999-2001  
**Consecutive FG Made:** 11, Milan Smado, 1999  
**Punts:** 204, Will White, 2006-09  
**Punting Yards:** 7,882, Will White, 2006-09  
**Punting Avg.:** 38.9, Chris Enloe, 1995, 1997-99  
**Net Punting Avg.:** 36.3, Chris Enloe, 1995, 1997-99  
**Punting Inside 20:** 63, Will White, 2006-09  
**Punt Returns:** 57, Jerome Hewitt, 2006-09  
**PR Yards:** 771, Jerome Hewitt, 2006-09  
**PR Avg.:** 15.1, Dexter Daniels, 2001-02  
**Kickoff Returns:** 87, Jerome Hewitt, 2006-09  
**KOR Yards:** 2,488, Jerome Hewitt, 2006-09  
**KOR Avg.:** 28.6, Jerome Hewitt, 2006-09  
**Interceptions:** 16, Greg Lornes, 1989-92; Andrew Knight 2002-06  
**Tackles:** 373, Steve Hohenberger, 1994-97  
**Tackles for Loss:** 71, Elmar Perry, 1986-89  
**Tackles for Loss Yards:** 307, David Hall, 1986-89  
**Sacks:** 36, David Hall, 1986-89

### Top 10 Longest Rushes From Scrimmage

1. Guy Dickerson vs. Burlleson, 1913 (TD)..... 93 yards
2. Al Penn-White vs. Southern Arkansas, 1980 (TD)..... 91 yards
3. Robert Marshall vs. Central Oklahoma, 1997..... 90 yards
4. Deon Green vs. Ouachita Baptist, 1995 ..... 89 yards
5. Devlon Wortham vs. Southern Arkansas, 2013 (TD)..... 87 yards
6. Lee Allen vs. Austin College, 1946 ..... 84 yards  
Romar Crenshaw vs. Northeastern St., 2001..... 84 yards
8. Lee Allen vs. NW Oklahoma, 1946 ..... 82 yards
9. Skinny Steward, vs. Northeastern State, 1947 ..... 80 yards  
Sean Cooper, vs. East Central, 2007 (TD)..... 80 yards

### Top 5 Longest Pass Plays

1. Steve Hodge to Walter Daniels vs. Bishop, 1980 (TD)..... 99 yards
2. Randy Johnson to Romar Crenshaw vs. Abilene Chr, 2001(TD)..... 97 yards
3. Drew Beard to Romar Crenshaw vs. SW Oklahoma, 2003 (TD)..... 96 yards
4. Don Hardcastle to Randall Burks vs. Austin College, 1974 (TD)..... 91 yards
5. Steve Wlodarczyk to Walter Daniels vs. Henderson, 1977 (TD)..... 89 yards
5. Nick Sioson to Keelen Green at Ark.-Monticello, 2012 (TD)..... 89 yards

### Longest Field Goals

- 1t. Milan Smado vs. Midwestern State, 2001 ..... 56 yards
- 1t. Mike McVay vs. Tarleton State, 1977 ..... 56 yards
- 1t. Cole Jones vs. Central Oklahoma, 2007 ..... 56 yards
4. Phil Cobb vs. SW Oklahoma, 1993 ..... 55 yards
5. Cole Jones vs. Southwestern Okla. St., 2008..... 54 yards
6. Randy Gardella vs. Langston, 1984 ..... 53 yards
7. Eric Nuber vs. McNeese State, 1995 ..... 52 yards
8. Eric Nuber vs. Southwestern Okla. St. .... 52 yards
- 9t. Milan Smado vs. Midwestern State, 2001 ..... 51 yards  
Milan Smado vs. Central Oklahoma, 2000 ..... 51 yards  
Milan Smado vs. Abilene Christian, 1999 ..... 51 yards
- Punt Return**..... 93, Romar Crenshaw vs. East Texas Baptist, 2003 (TD)
- Kickoff Return** ..... 97, Jerome Hewitt vs. A&M-Commerce, 2009 (TD)  
..... Lamar Lowe vs. Southwestern State, 1995 (TD)
- Interception Return** ..... 100, Calvin Beams vs. East Central, 1927 (TD)  
..... 100, Logan Russell vs. Henderson State, 2013 (TD)
- Fumble Return** ..... 92, David Moore vs. Langston, 1990 (TD)
- Punt**..... 88, Jared Heim vs. Southern Nazarene, 2014

## Single Season - Individual

**Total Offense:** 3,809, Troy Taylor, 1985  
**Most Plays:** 509, Troy Taylor, 1985  
**Rushing Yards:** 1,899, Earnest Hunter, 1994  
**Rushing Carries:** 287, Earnest Hunter, 1994  
**Rushing Carries (QB):** 171, Drew Beard, 2002  
**Rushing TDs:** 16, Earnest Hunter, 1994  
**Rushing TDs (QB):** 13, Drew Beard, 2002  
**Passing Yards:** 3,529, Troy Taylor, 1985  
**Passing Attempts:** 493, Nick Sioson, 2013  
**Passing Completions:** 280, Nick Sioson, 2013  
**Passing TDs:** 25, Drew Beard, 2004  
**Passing Pct.:** 61.7, Justin Pitrucha, 2009  
**Receptions:** 77, Kaymon Farmer, 2013  
**Rec. Yards:** 1,158, Romar Crenshaw, 2001  
**Rec. TDs:** 13, Romar Crenshaw, 2001  
**Points:** 114, Romar Crenshaw, 2001  
**PATs:** 48, Pete Cuva, 2004  
**FG Attempts:** 36, Eric Nuber, 1995  
**FG Made:** 17, Milan Smado, 1999 (19 attempts)  
**FG Pct.:** 89.5% (17-19), Milan Smado, 1999  
**Punts:** 63, Will White, 2008  
**Punting Yards:** 2,632, Will White, 2008  
**Punting Avg.:** 42.0, Hal Showalter, 1981  
**Net Punting Avg.:** 41.4, Chris Enloe, 1999  
**Punts Inside 20:** 24, Will White, 2009  
**Punt Returns:** 33, Yohance Bree, 1999  
**PR Yardage:** 435, Jerome Hewitt, 2009  
**PR Avg.:** 28.7, Chris Kuykendall, 1998  
**Kickoff Returns:** 32, Jerome Hewitt, 2009  
**KOR Yardage:** 975, Jerome Hewitt, 2009  
**KOR Avg.:** 31.8, Cody Lee, 2000  
**Interceptions:** 8, Fred Boone, 1975; 8, Andrew Knight, 2005  
**Tackles:** 129, Gary Pearson, 1987  
**Tackles For Loss:** 24, Elmar Perry, 1988  
**Tackles For Loss Yards:** 96, Elmar Perry, 1988  
**Sacks:** 12, Elmar Perry, 1988; 12, David Hall, 1988