



2026 JACKRABBIT BASEBALL

SOUTH DAKOTA STATE UNIVERSITY

Athletic Communications Office • 2820 Marshall Center • Brookings, SD 57007-1497
 Baseball Contact: Jason Hove, Assistant AD-Athletic Communications
 Office Phone: (605) 688-4623 • Mobile: (605) 695-1827 • E-Mail: Jason.Hove@sdstate.edu
 Website: www.GoJacks.com • Twitter (X)/Instagram: @GoJacksSDSU/@GoJacksBaseball

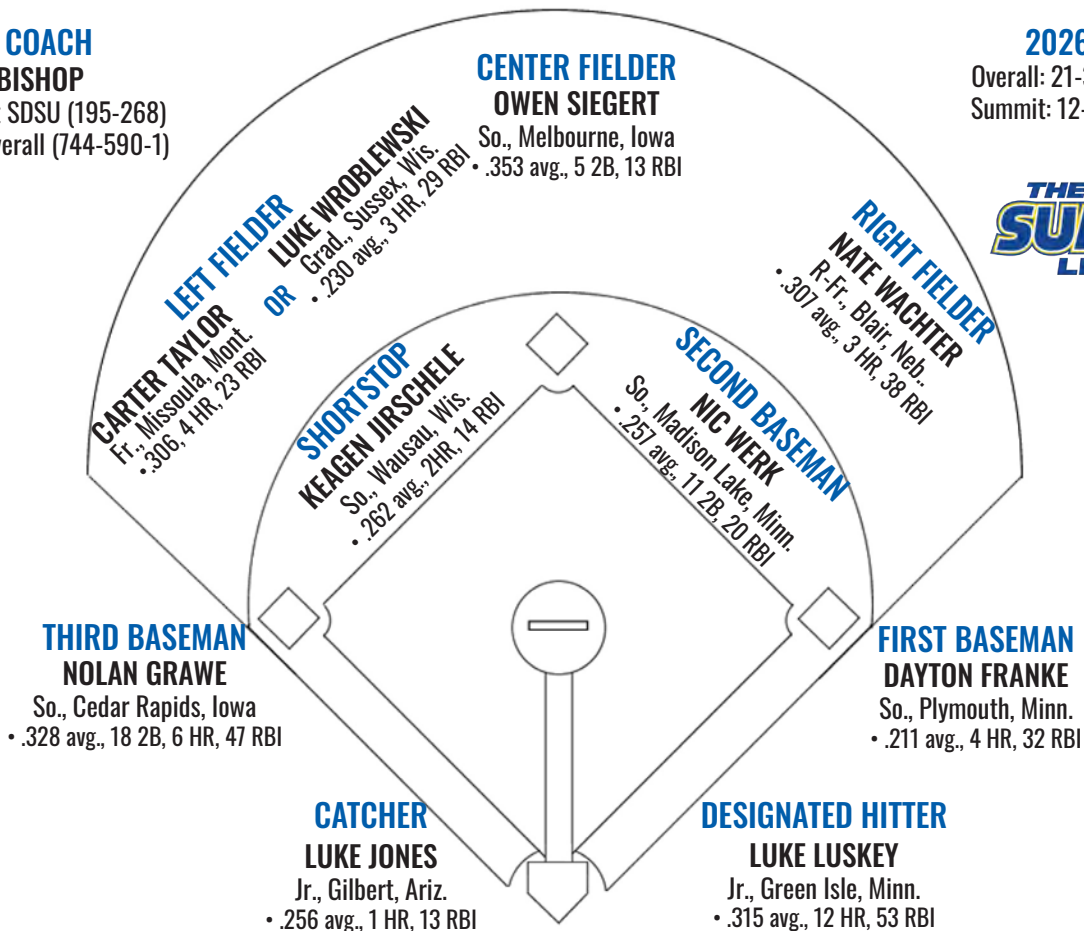
PROBABLE STARTING LINEUP

HEAD COACH ROB BISHOP

10th Season at SDSU (195-268)
 27th Season Overall (744-590-1)

2026 RECORDS

Overall: 21-30 (16-36 in 2025)
 Summit: 12-15 (12-18 in 2025)



JACKRABBIT PITCHING PROBABLES

GAME 1 vs. ORAL ROBERTS

Wednesday, May 20 • noon

SAM SCHLECHT

Sr., RHP, Maple Grove, Minn.



- 3-4 record, 6.12 ERA
- 62 K, 21 BB in 64.2 IP (13 starts)
- .295 opponent batting avg.
- 6-8 career record in 42 appearances (20 starts) over three seasons at SDSU

GAME 2 vs. TBD

Thursday, May 21 • noon/6 p.m.

TO BE DETERMINED

TOP RELIEVER

All-Summit League Honorable Mention

TY MADISON

Sr., RHP, Omaha, Neb.



- 3-5 record, 1 save
- 5.43 ERA
- 46 K, 10 BB in 56.1 IP (18 appearances, 6 starts)
- .291 opponent batting avg.
- 5-7 career record in 40 appearances (8 starts) over two seasons at SDSU

2026 SCHEDULE

FEBRUARY

13	at UTSA	L, 4-17
14	at UTSA	L, 5-13
15	at UTSA	L, 1-13
17	at Incarnate Word	W, 19-11
18	at Incarnate Word	L, 18-19
20	at Tarleton State	L, 2-9
21	at Tarleton State	W, 6-2
22	at Tarleton State	W, 5-1
27	at Central Arkansas	L, 1-5
28	at Central Arkansas	W, 8-5

MARCH

1	at Central Arkansas	L, 3-9
4	at Nebraska	L, 4-5
6-8	at Cambria Classic; Minneapolis	
6	vs. Northwestern	W, 5-4
7	at Minnesota (10 inn.)	L, 2-3
8	vs. Southern Illinois	L, 4-5
11	at Kansas State	L, 0-9
13	*at Oral Roberts	L, 3-4
14	*at Oral Roberts	L, 1-3
15	*at Oral Roberts (8 inn.)	L, 2-12
17	at Oklahoma State	L, 6-7
18	at Oklahoma State	L, 11-12
20	*NORTH DAKOTA STATE	L, 1-6
21	*NORTH DAKOTA STATE [DH]	W, 13-5
21	*NORTH DAKOTA STATE [DH] (8 inn.)	W, 11-1
25	at Creighton	L, 5-11
27	*at Northern Colorado	L, 6-9
28	*at Northern Colorado	W, 21-10
29	*at Northern Colorado (7 inn.)	W, 21-2

APRIL

8	at Minnesota	L, 7-16
10	*at St. Thomas [DH]	W, 7-2
10	*at St. Thomas [DH]	L, 1-4
11	*at St. Thomas (7 inn.)	W, 13-2
14	MIDLAND (7 inn.)	W, 13-3
17	*ORAL ROBERTS	L, 4-8
18	*ORAL ROBERTS (7 inn.)	L, 2-18
19	*ORAL ROBERTS	L, 2-10
22	BRIAR CLIFF	W, 15-6
24	*NORTHERN COLORADO (11 inn.)	W, 7-6
25	*NORTHERN COLORADO (7 inn.)	L, 2-19
28	BUENA VISTA (7 inn.)	W, 11-1
29	MINNESOTA MORRIS (7 inn.)	W, 19-1

MAY

1	*at North Dakota State	L, 1-8
2	*at North Dakota State	W, 5-4
3	*at North Dakota State	W, 16-10
8	*ST. THOMAS	W, 16-13
9	*ST. THOMAS	L, 2-4
10	*ST. THOMAS	W, 7-3
13	*at Omaha (rescheduled from 4/5)	W, 5-0
14	*at Omaha	L, 7-10
15	*at Omaha	L, 3-11
16	*at Omaha	L, 8-13
20-23	at Summit League Championship; Minneapolis	
20	vs. Oral Roberts	noon
21	vs. Opponent to be determined	noon/6 p.m.

All times Central

DH denotes doubleheader | *Summit League game

Jackrabbits prepare for Summit League Championship

Athletic Communications Contact: Jason Hove

May 19, 2026

BROOKINGS, S.D. — The South Dakota State baseball team returns to the Summit League Baseball Championship this week, entering the four-team, double-elimination tournament as the No. 4 seed.

The Jackrabbits earned their trip to Minneapolis after finishing fourth in the Summit League standings with a 12-15 mark in league play and a 21-30 overall record.

SDSU will face longtime nemesis Oral Roberts at noon Wednesday in the opening game of the four-day tournament, which will be played at the University of Minnesota's Siebert Field. The Golden Eagles earned the top seed after posting a 22-6 record versus Summit League opponents and hold a 32-22 overall record.

A new tournament champion will be crowned this weekend as 2025 champion North Dakota State did not make this year's tournament field.

All tournament games will be available for viewing through the Summit League Network streaming platform powered by Midco Sports Plus. Jackrabbit games can be heard locally on Brookings-based KJJQ 910 AM and online at GoJacks.com/watch.

Following is a complete tournament schedule:

Wednesday, May 20

Game 1: No. 4 South Dakota State (21-30, 12-15) vs. No. 1 Oral Roberts (32-22, 22-6), noon

Game 2: No. 3 Northern Colorado (16-36, 13-15) vs. No. 2 Omaha (21-24, 16-11), 6 p.m.

Thursday, May 21

Game 3: Loser G1 vs. Loser G2, noon

Game 4: Winner G1 vs. Winner G2, 6 p.m.

Friday, May 22

Game 5: Winner G3 vs. Loser G4, 4 p.m.

Saturday, May 23

Game 6: Winner G4 vs. Winner G5, 1 p.m.

Game 7: If necessary, 30 minutes after conclusion of Game 6

Updates of Jackrabbit baseball will be available throughout the week via X/Twitter (@GoJacksBaseball) and through GoJacks.com.

VERSUS THE FIELD: South Dakota State went a combined 4-11 against the three other teams competing in the Summit League Baseball Championship during the 2026 regular season. The Jacks won the regular season series against Northern Colorado, 3-2, while dropping series against Omaha (1-3) and Oral Roberts (0-6).

Following is a breakdown of the Jackrabbits' records — all-time, tournament and season — against the other three teams in the 2026 tournament field:

Opponent	All-Time Series	Summit Tourney	2026 Series
• vs. Oral Roberts	ORU leads 89-23	ORU leads 19-0	ORU leads 6-0
• vs. Northern Colorado	SDSU leads 46-39	—	SDSU leads 3-2
• vs. Omaha	Omaha leads 102-96-1	SDSU leads 2-1	Omaha leads 3-1

TOURNAMENT HISTORY: South Dakota State is making its 15th appearance in the Summit League Baseball Championship and has compiled a 20-27 overall record in the postseason tournament. In their previous 14 tournament appearances, the Jackrabbits won at least one game in 12 of those seasons, with 2022 and 2025 being the lone exceptions.

SDSU won the tournament title in 2013 and reached the championship round five other times: 2009, 2010, 2011, 2018 and 2023.

The Jackrabbits did not qualify for the four-team event in 2012 and 2024.

SHORT HOPS: Following are some more quick notes regarding the South Dakota State baseball team heading into this week's Summit League Baseball Championship:

- After going 1-7 in one-run games after a slew of close contests in February and March, the Jackrabbits have won their last two games decided by a single run. SDSU recorded its second one-run victory of the season with a 7-6, 11-inning triumph over

SDSU CAREER HOME RUN LEADERS

1.	Jesse Sawyer (2009-11)	50
2.	Greg Geary (2002-05)	43
3.	Billy McMacken (1987-90)	42
4.	Chris Studer (1999-2002)	37
5.	Ryan McDonald (2019-23)	35
	Dawson Parry (2022-24)	35
7.	Luke Luskey (2024-present)	34
8.	Jon Crow (1989-92)	33
9.	Russ Langer (1998-2001)	32
10.	Tim Johnson (1984-87)	31
	Kerry Jacobson (2000-02)	31

DOUBLE-DIGIT RUNS IN INNING

17	at Incarnate Word	2-17-2026 (4th Inning)
12	at Northern Colorado	3-28-2026 (8th Inning)
12	at Fort Wayne	4-10-2010 (5th Inn. (1))
11	vs. Northwestern (Iowa)	4-22-2025 (4th Inning)
11	vs. Northwestern (Iowa)	4-18-2023 (4th Inning)
11	vs. North Dakota	4-14-2015 (4th Inning)
11	vs. North Dakota	4-28-2010 (6th Inn. (1))
11	vs. Saint Louis-\$	3-9-2008 (8th Inning)
10	vs. Northern Colorado	3-29-2026 (7th Inning)
10	vs. Dakota Wesleyan	4-1-2015 (2nd Inn. (2))
10	at Alabama A&M	2-21-2014 (7th Inning)
10	at North Dakota State	5-14-2013 (2nd Inn. (1))
10	at Southern Utah	4-24-2010 (3rd Inning)
10	at Dallas Baptist	4-3-2010 (8th Inning)
10	at Western Illinois	4-25-2009 (5th Inn. (1))
10	vs. Presentation	4-21-2008 (4th Inning)
10	vs. New York Tech-#	5-23-2007 (1st Inning)
	\$-at Huntsville, Texas	
	#-at Orem, Utah	
	Game of doubleheader in parentheses	

Northern Colorado on April 24. SDSU scored three times in the bottom of the 11th after the Bears scored twice in the top of the frame. The Jacks then rallied for a 5-4 victory May 2 at North Dakota State after trailing 4-0 through three innings.

- SDSU scored 21 runs in each of the last two games of its Summit League series at Northern Colorado in late March, marking the first time since an April 28, 2010, home doubleheader against North Dakota (won 21-10 and 21-8) that the Jackrabbits scored 20-plus runs in consecutive games.

- The Jackrabbits tallied double-digit runs in an inning for the second and third times this season, scoring 12 runs in the eighth inning of the March 28 game at Northern Colorado, followed by a 10-run seventh inning the next day.

- SDSU previously set a program single-game record by scoring 17 runs in the fourth inning of its 19-11, series-opening win at Incarnate Word on Feb. 17 in San Antonio, Texas. Each of the first 12 batters of the inning reached base safely and a total of 21 men went to the plate in the frame.

- The Jackrabbits have scored in double figures in 14 games this season.

- Nolan Grawe had his 16-game hitting streak come to an end in the April 19 series finale against Oral Roberts. Over his 16-game hitting streak, which began March 17 at Oklahoma State, Grawe batted .370 (27-for-73) with 23 RBIs and 19 runs scored. He notched an extra-base hit in 11 of the games en route to a .658 slugging percentage (seven doubles, four triples and two home runs) during his recent hot streak.

- Grawe tied an SDSU single-season record with a 19-game hitting streak during his freshman season in 2025. The Cedar Rapids, Iowa, native set an SDSU freshman record with 69 hits last season and ended the 2025 campaign with a 12-game hitting streak that reached 14 games with hits in the first two games he played this season.

- Grawe recorded his 100th career hit March 25 at Creighton and enters the week with 136 hits in only 99 career games. He currently leads the team with 66 hits, 18 doubles, five triples and 47 runs scored. He also ranks second with six home runs, 47 RBIs and a .557 slugging percentage.

- Nic Werk has dramatically improved his offensive numbers from a season ago and currently is second on the team with 11 doubles. Werk had his career-best streak of reaching base safely in 17 consecutive games snapped in the April 19 series finale versus Oral Roberts. As part of his streak, Werk registered a .900 on-base percentage in the two-game series at Oklahoma State (4-for-5 with five walks) March 17-18.

- A utility player, Werk has made 30 starts at second base, eight in left field, two at shortstop, one in right field and one in center field. After missing the eight games of the Jackrabbits' season-opening road trip through Texas, he has started 42 of the last 43 games.

- As a team, the Jackrabbits hit a season-high six home runs in the 19-1 victory against Minnesota Morris. That marked the most by an SDSU squad in a game at the current Erv Huether Field, which opened in 2008, and the most in any game since hitting seven in Game 2 of a doubleheader May 14, 2023, against Northern Colorado in Sioux Falls.

- Included in the Jackrabbit onslaught against Minnesota Morris were back-to-back home runs by back-to-back home runs by Nate Wachter and Luke Luskey in the fifth inning. That marked the first consecutive homers by the Jackrabbits since Luskey and Bryce Ronken accomplished the feat March 1, 2025, at Sacramento State.

- Luke Wroblewski led off the April 11 series finale at St. Thomas with a home run, marking the first time the Jackrabbits have opened a game with a round-tripper since Bryce Ronken at Northern Colorado on May 4, 2024. Wroblewski's leadoff blast was the lone home run SDSU hit in the three-game series against the Tommies.

- Owen Siegert returned to the lineup during last week's series at Omaha after missing the previous 19 games due to injury. Siegert hit safely in all four games of the series, going a combined 6-for-14 with two doubles, five runs scored and a stolen base. Siegert raised his team-best batting average a team-best .353 (41-for-116).

- Shortstop Keagen Jirschele also went 6-for-14 (.429 batting average) in the Omaha series. Jirschele collected two hits in the May 14 game and closed the regular season by tying a career high with three hits on May 16, including a grand slam. It was the third grand slam hit by a Jackrabbit player this season.

QUICK FACTS

NAME OF SCHOOL: South Dakota State University
CITY/ZIP: Brookings, SD 57007
ENROLLMENT: 12,139 (fall 2025)
COLORS: Yellow and Blue
HOME STADIUM: Erv Huether Field (600 capacity)
PRESIDENT: Dr. Barry H. Dunn
ATHLETIC DIRECTOR: Justin Sell
2025 OVERALL RECORD: 16-36
2025 SUMMIT LEAGUE RECORD: 12-18 (fifth place)
2025 HOME RECORD: 11-9
2025 AWAY/NEUTRAL RECORD: 5-25/0-2
POSITION STARTERS RETURNING/LOST: 5/4
ALL-TIME RECORD: 1,465-1,268-5
FIRST YEAR OF BASEBALL: 1947
NCAA DIVISION I POSTSEASON APPEARANCES: One/2013
NCAA DIVISION II POSTSEASON APPEARANCES: Nine (last in 1995)

- Sam Schlecht has been a constant in the starting rotation for the Jackrabbits all season as the senior right-hander has pitched at least five innings in nine of his 13 starts, including four of the last six. Schlecht leads the staff in strikeouts (62) and innings pitched (64 2/3), while ranking in a tie for second with three wins.
- Over his last four appearances, Ty Madison has been the winning pitcher three times and earned a save. The senior right-hander began the streak by pitching the final 7 2/3 innings and striking out a career-high 10 batters May 2 at North Dakota State. He then picked up the win in relief in both his May 8 and May 10 outings against St. Thomas, when he pitched a combined 6 2/3 innings. His save came in the May 13 series opener at Omaha, when he pitched the final three innings of a 5-0 shutout victory.
- Since moving to the bullpen in late March, Madison has posted a 2.27 earned run average over 31 2/3 innings and 10 relief appearances while striking out 28 batters and issuing only three bases on balls.
- Left-handed reliever Tristan Augedahl retired all six St. Thomas batters he faced in closing out the Jackrabbits' two wins last weekend. Augedahl struck out two in the top of the ninth of the May 8 series opener to pick up his team-leading fourth save of the season, then notched one strikeout in a 1-2-3 ninth in the May 10 series finale.
- SDSU's combined no-hitter by Drew McDowell (6 innings) and Austin Henry (1 inning) versus Buena Vista on April 28 was the first Jackrabbit no-no of the Division I era (since 2005). The last Jackrabbit no-hitter was turned in by Pete Torgerson against Southwest Minnesota State on April 1, 1989.
- The Jackrabbits turned three double plays in a game for the third time this season April 29 versus Minnesota Morris and now have 36 double plays to their credit and are fielding at a .976 clip for the season.
- Travis Finney became the third different Jackrabbit player to be hit by a pitch three times in a game this season as he was plunked three times April 22 versus Briar Cliff to tie a Jackrabbit single-game record in the Division I era (since 2005). Dayton Franke and Brady Brown were each hit by pitches three times in a game in February — Franke was dotted three times in the Feb. 17 series opener at Incarnate Word, while Brown was hit three times in the Feb. 22 series finale at Tarleton State.
- SDSU also tied a team record in the Division I era by being hit a total of eight times in back-to-back games against Briar Cliff (April 22) and Northern Colorado (April 24). That matched the mark first established March 17, 2022, at Northwestern State (La.). In the game against Northern Colorado, six Jackrabbit batters were hit by pitches in the first inning alone, helping SDSU score four times without the benefit of a hit.
- In all, Jackrabbit players have been hit by pitches a total of 101 times in 2026. Luke Luskey has been hit by a pitch 18 times to lead the team and tie the SDSU single-year record first set by Jesse Sawyer in 2010. Dayton Franke and Carter Taylor have each been hit 14 times.
- Taylor had his team-best 20-game streak of reaching base safely come to an end in the May 1 series opener at North Dakota State. However, he finished the series strong by going 5-for-10 at the plate over the final two games, including hitting his fourth home run of the season in the series finale. Taylor has drawn a team-best 27 walks this season and leads qualified players with a .457 on-base percentage.
- Luskey tallied his 100th career RBI with a run-scoring double in the first inning of Game 2 of the March 21 doubleheader against North Dakota State and comes into the tournament with 136 RBIs in 135 career games (129 starts). He leads the team and Summit League with 53 RBIs after driving in 14 over the last eight games.
- Luskey has moved into the Jackrabbit career top 10 for home runs after connecting on six round-trippers over the last 12 games to up his career total to 34. He hit his team-leading 12th home run of the season in the third inning of the May 14 game at Omaha, two batters after a home run by Nolan Grawe.
- Luskey's two-homer game May 3 was his second of the season — both of which have come against North Dakota State — and fifth of his career. He also homered twice against the Bison in the first game of a March 21 doubleheader at Erv Huether Field.
- Luke Evenson (April 22 against Briar Cliff) and Nate Wachter (April 29 versus Minnesota Morris) also have hit two home runs in a game this season for the Jacks.

THE SUMMIT LEAGUE

2026 STANDINGS

SCHOOL	OVERALL	CONF.
Oral Roberts	32-22	22-6
Omaha	21-24	16-11
Northern Colorado	16-36	13-15
South Dakota State	21-30	12-15
North Dakota State	13-32	9-16
St. Thomas	12-38	9-18

Through games played May 15, 2026

PRESEASON POLL

1. Oral Roberts (4)	22
2. Omaha (2)	19
St. Thomas	19
4. South Dakota State	12
5. North Dakota State	11
6. Northern Colorado	6

2026 SUMMIT LEAGUE AWARDS

SUMMIT LEAGUE PEAK PERFORMER OF THE WEEK

• Carter Taylor-OF	Feb. 24
• Luke Luskey-1B/DH	Mar. 24
• Nate Wachter-OF/C	May 5

SUMMIT LEAGUE PEAK PITCHER OF THE WEEK

• Sam Schlecht-RHP	Mar. 3
• Ty Madison-RHP	May 5
• Drew McDowell-RHP	May 18

ALL-SUMMIT LEAGUE FIRST TEAM

• Nolan Grawe	3B
• Luke Luskey	DH

ALL-SUMMIT LEAGUE HONORABLE MENTION

• Luke Jones	C
• Ty Madison	RP
• Nate Wachter	UT



• Wachter leads the Jackrabbits by hitting .453 (24-for-53) with runners in scoring position this season. Luskey also has topped the .400 mark in the category with a .403 average (25-for-62). As a team, SDSU is hitting .293 with runners in scoring position.

SUMMIT AWARDS: Led by first-team selections Luke Luskey and Nolan Grawe, five South Dakota State baseball student-athletes were honored Tuesday on the 2026 All-Summit League Baseball Team.

A junior designated hitter from Green Isle, Minnesota, Luskey moved up to the first team after earning second-team honors each of the previous two seasons. Over 27 league games, he tied for the Summit lead with 31 runs batted in while hitting at a .337 clip with seven home runs.

Overall, Luskey finished the regular season with team highs of 12 home runs and 53 RBIs to along with a .315 batting average and .575 slugging percentage.

Grawe, a sophomore from Cedar Rapids, Iowa, was selected as the first-team third baseman after compiling a .327 batting average with three home runs and 27 RBIs in 27 league games. A second-team honoree in 2025, Grawe led the league this season with 12 doubles and added three triples for a .566 slugging percentage.

Heading into this week's league tournament, Grawe is batting .328 overall with 18 doubles, six home runs and 47 RBIs.

The remainder of the Jackrabbit awardees were honorable mention selections, including the catching tandem of Luke Jones and Nate Wachter. A junior from Gilbert, Arizona, Jones played in 19 league games, batting .227 and posting a .382 on-base percentage while driving in six runs.

Wachter, meanwhile, split time evenly between catcher and right field, posting a .320 average in Summit League contests with 19 runs batted in. A redshirt freshman from Blair, Nebraska, Wachter was honored as a utility player after ranking third on the team with 32 hits against league opponents.

Rounding out the SDSU honorees was relief pitcher Ty Madison. A senior from Omaha, Nebraska, Madison began the season in the starting rotation, but excelled when moving to the bullpen in late March. In 13 appearances during the league slate, the right-hander compiled a 3-1 record with one save and posted a 2.97 earned run average. He was a consistent strike-thrower, notching 35 strikeouts against only six bases on balls in 39 1/3 innings of work.

McDOWELL PEAKING AT THE RIGHT TIME: South Dakota State right-hander Drew McDowell was honored Monday as the Kwik Star Summit League Peak Pitcher of the Week for his performance in a May 13 victory over Omaha.

A sophomore from Billings, Montana, McDowell pitched six no-hit innings as part of a combined shutout with Ty Madison as the Jackrabbits opened a four-game series with a 5-0 victory. McDowell tied a season and career high with seven strikeouts en route to his team-leading fourth win of the season.

In addition, McDowell ran his streak of consecutive hitless innings to 12, a string that began with six no-hit innings in a combined no-hitter April 28 against Buena Vista.

McDowell is the third SDSU pitcher to receive the weekly award during the 2026 season, joining Sam Schlecht (March 3) and Ty Madison (May 5).

SUMMIT LEAGUE SUCCESS: South Dakota State has been a consistent winner in The Summit League since it became a league member in 2008. Now in their 19th season as a member of The Summit League, the Jackrabbits have compiled a 251-225 (.527 winning percentage) record in regular season conference games.

SDSU has posted a .500 or better record in league play 10 times and has qualified for the four-team postseason tournament 15 out of the 17 years it has been eligible (no tournament in 2020 due to COVID-19 pandemic). The Jackrabbits shared a Summit League regular season title in 2010 and won the league's postseason tournament in 2013.

COACH BISHOP: Rob Bishop, who has guided college baseball teams to more than 700 victories, was named head baseball coach at South Dakota State University on Aug. 1, 2016. Bishop is the ninth head coach in program history and the fourth in the Division I era of Jackrabbit baseball.

COACH BISHOP

AT HURON UNIVERSITY

- 38-18 record in one season (2000)

AT MILES CITY COMMUNITY COLLEGE

- 377-151 in 10 seasons (2001-10)

AT MONTANA STATE-BILLINGS

- 134-153-1 in six seasons (2011-16)

AT SOUTH DAKOTA STATE

- 195-268 in 10 seasons (2017-present)
- 26-24 in 2017
- 18-32 in 2018
- 28-22 in 2019
- 5-12 in 2020
- 15-32 in 2021
- 22-23 in 2022
- 24-28 in 2023
- 20-29 in 2024
- 16-36 in 2025
- 21-30 in 2026

CAREER TOTALS

- 744-590-1 in 26 seasons (2000-present)

In 10 seasons with the Jackrabbits, Bishop holds a 195-268 record at SDSU, including a 121-124 mark in Summit League regular season games. He also has led SDSU to the four-team Summit League Baseball Championship eight times, highlighted by finals appearances on two occasions — in 2018 and 2023.

The 2023 squad set a school record with 89 home runs in 52 games. SDSU played only one true home game but managed a 24-28 overall record and a winning season in Summit League play with a 13-11 mark. That momentum carried over to the four-team league postseason tournament, where the Jackrabbits made a run to the title game.

SDSU hit a Summit League-best 80 home runs in 2024 and also led the circuit with a .492 slugging percentage.

Overall, Bishop has compiled a 744-590-1 record (.558 winning percentage) as a collegiate head coach. He earned his 700th career victory in the Jackrabbits' 11-7 win at North Dakota State on April 6, 2024.

Individually, Jackrabbit players have been honored as all-Summit League performers 53 times during Bishop's tenure, including five all-league selections in 2026.

Prior to becoming head coach at SDSU, Bishop spent six years at NCAA Division II member Montana State University-Billings, where he led the Yellowjackets to back-to-back Great Northwest Athletic Conference regular season titles in 2015 and 2016, attaining the program's first-ever 30-win season with a 30-20 record in 2016.

Previously, Bishop spent 10 years at Miles City Community College in Montana, where his teams won MonDak conference championships every year. His squads also claimed five consecutive junior college region titles and a Northwest District championship in 2007 to advance to the NJCAA Division II College World Series.

Bishop's teams won at least 30 games in all 10 seasons, including four with 40 wins. He ended his tenure at Miles City with a 377-151 overall record. He also served as athletic director the last five years of his tenure at Miles City.

Bishop served as a graduate assistant at SDSU under head coach Mark Ekeland during the 1998 and 1999 seasons. In his first year as a head coach, Bishop led Huron University to the South Dakota Intercollegiate Conference title in 2000 with a 38-18 mark.

A 1994 graduate of Jamestown College, Bishop earned NAIA All-America honors during the 1992 and 1994 seasons as an infielder.

THE ROSTER: The 2025 SDSU baseball roster features 34 players from 10 different states and one foreign country (Australia). Of the 34 players, 13 are from Minnesota, five are from Nebraska and South Dakota, three are Iowa natives and two hail from Montana, North Dakota, South Dakota and Washington. Arizona and Wyoming are represented by one player each.

By class, one is a graduate transfer, three are seniors and nine are juniors. The sophomore class consists of 10 players and there is one redshirt freshmen, while 10 are incoming freshmen.

No.	PLAYER	Pos.	B-T	Ht.	Wt.	Yr.	HOMETOWN/PREVIOUS SCHOOL
1	Owen Siegert*	OF/P	L/L	5-10	180	So.	Melbourne, Iowa/West Marshall H.S.
2	Nolan Grawe*	IF	L/R	6-3	190	So.	Cedar Rapids, Iowa/Kennedy H.S.
3	Matthew Werk***	P	R/R	5-11	185	Sr.	Madison Lake, Minn./Mankato East H.S.
4	Keagen Jirschele*	IF/P	R/R	5-11	190	So.	Wausau, Wis./Mosinee H.S.
5	Luke Wroblewski	OF	R/R	6-1	205	Gr.	Sussex, Wis./Northwestern (Iowa)
6	Luke Jones	C	R/R	6-0	200	Jr.	Gilbert, Ariz./South Mountain CC (Ariz.)
7	Travis Finney	IF	R/R	5-10	185	Jr.	East Bentleigh, Australia/Yakima Valley
8	Brady Brown*	OF	R/R	5-11	190	So.	Blair, Neb./Blair H.S.
9	Luke Luskey	IF	R/R	5-11	230	Jr.	Green Isle, Minn./Belle Plaine H.S.
10	Nate Wachter	C/UT	R/R	6-2	205	R-Fr.	Blair, Neb./Blair H.S.
11	Tristan Augedahl*	P	L/L	6-8	215	So.	Caledonia, Minn./Caledonia H.S.
12	Drew McDowell*	P	R/R	6-2	225	So.	Billings, Mont./Billings West H.S.
13	Mason Lang*	C	L/R	6-1	205	So.	Chaska, Minn./Chanhassen H.S.
14	Carter Taylor	OF	R/R	6-0	180	Fr.	Missoula, Mont./Sentinel H.S.
15	Nic Werk*	UT/P	R/R	5-10	175	So.	Madison Lake, Minn./Mankato East H.S.
17	Jacob Sjuts	P	R/R	6-5	225	Jr.	Humphrey, Neb./Des Moines Area CC
19	Dylan Richardson	P	R/R	6-3	230	Jr.	Vancouver, Wash./Edmonds College
20	Ty Madison*	P	R/R	6-2	225	Sr.	Omaha, Neb./Des Moines Area CC
21	Caleb Duer*	P	R/R	6-4	185	So.	West Fargo, N.D./Sheyenne H.S.
22	Sam Schlecht**	P	R/R	6-6	225	Sr.	Maple Grove, Minn./Iowa Central CC
23	Jack Kruger**	P	R/R	6-4	220	Jr.	Belle Plaine, Minn./Belle Plaine H.S.

PRONUNCIATION GUIDE

Agedahl	AUG-ah-doll
Avon Barney	AV-un (as in Avenue)
Duerr	deer
Evenson	EE-ven-son
Franke	FRON-key
Grawe	graw
Husar	HEW-sarr
Jirschele	JERSH-lee
Luskey	LUSS-key
Novotny	no-VOTT-nee
Rylance	RYE-lance
Schlecht	shleckt
Schlomann	SHLO-man
Siegert	SEE-gert
Sjuts	suits
Vogt	vote
Wachter	WOK-ter
Wroblewski	roe-BLESS-key

24	Kaden Rylance	P	R/R	6-0	225	Fr.	Watertown, S.D./Watertown H.S.
25	Grant Sorensen	IF	R/R	6-0	190	Fr.	West Des Moines, Iowa/Waukee H.S.
27	Sam Novotny	P	R/R	6-2	200	Jr.	Omaha, Neb./Johnson County CC (Kan.)
28	Jaren Vogt	P/UT	R/R	6-0	205	Fr.	Mayer, Minn./Watertown-Mayer H.S.
29	Will Kent**	P	R/R	6-1	185	Jr.	Rosemount, Minn./Rosemount H.S.
30	Dayton Franke*	IF	L/L	6-2	230	So.	Plymouth, Minn./Robbinsdale Armstrong
31	Trey Husar	P/OF	L/L	6-3	185	Fr.	Harwood, N.D./Northern Cass H.S.
32	Austin Henry	P	R/R	6-5	220	Jr.	Dell Rapids, S.D./Missouri
34	Luke Evenson	C/OF	R/R	5-10	165	Fr.	Auburn, Wash./Bellevue Christian
35	Logan Campbell	UT/P	L/R	6-2	195	Fr.	Lakeville, Minn./Lakeville North H.S.
36	Avon Barney	P	L/L	6-1	210	Fr.	Sheridan, Wyo./Big Horn H.S.
37	Brandon Week	P	L/L	6-2	205	Fr.	Pine Island, Minn./Pine Island H.S.
38	Derek Schlomann	OF	L/L	6-0	190	Fr.	Ham Lake, Minn./Blaine H.S.

* indicates number of varsity letters earned

COACHING STAFF

Rob Bishop	Head Coach
Danny Higginbotham	Assistant Coach (Third Base Coach)
Michael Newstrom	Pitching Coach
Nate Robertson	Graduate Assistant (First Base Coach)

ON DECK: Should the Jackrabbits win the Summit League Baseball Championship, they would advance to the NCAA Tournament, which begins with regional play at 16 campus sites May 29-June 1. The tournament field will be announced Monday, May 25.

The Automated ScoreBook
Overall Statistics for South Dakota State (as of May 16, 2026)
(All games Sorted by Batting avg)

Record: 21-30 Home: 9-6 Away: 11-23 Neutral: 1-1 Summit: 12-15

Player	avg	gp-gs	ab	r	h	2b	3b	hr	rbi	tb	slg%	bb	hp	so	gdp	ob%	sf	sh	sb-att	po	a	e	fld%
Owen Siegert	.353	30-30	116	22	41	5	3	0	13	52	.448	25	1	14	2	.472	0	1	4-4	87	4	0	1.000
Nolan Grawe	.328	48-48	201	47	66	18	5	6	47	112	.557	25	4	24	2	.408	3	2	7-9	50	71	4	.968
Luke Luskey	.315	50-50	181	43	57	9	1	12	53	104	.575	23	18	36	4	.434	4	0	2-2	64	5	4	.945
Nate Wachter	.307	47-42	166	30	51	7	3	3	38	73	.440	15	5	40	1	.376	3	0	2-2	189	15	0	1.000
Carter Taylor	.306	47-43	144	32	44	10	0	4	23	66	.458	27	14	37	3	.457	1	2	6-6	76	0	1	.987
Grant Sorensen	.295	33-15	61	16	18	6	0	1	13	27	.443	12	3	22	3	.434	0	2	1-1	28	36	4	.941
Keagen Jirschele	.262	45-42	141	30	37	7	2	2	18	54	.383	18	10	46	1	.380	2	3	5-7	52	111	9	.948
Nic Werk	.257	43-42	140	26	36	11	0	0	20	47	.336	26	5	36	3	.383	4	4	2-2	61	90	4	.974
Luke Jones	.256	31-26	78	11	20	2	0	1	13	25	.321	11	5	17	1	.383	0	5	3-3	107	15	4	.968
Luke Wroblewski	.230	46-36	135	40	31	4	0	3	29	44	.326	21	4	22	2	.346	2	4	8-9	89	0	2	.978
Mason Lang	.214	26-2	28	3	6	0	1	2	10	14	.500	3	1	10	0	.313	0	0	0-0	0	0	0	.000
Jaren Vogt	.214	8-3	14	3	3	0	0	1	2	6	.429	1	0	7	0	.267	0	0	0-1	4	2	2	.750
Dayton Franke	.211	47-43	161	23	34	10	0	4	32	56	.348	17	14	40	2	.332	4	1	0-0	312	22	2	.994
Travis Finney	.210	27-15	62	11	13	4	0	0	9	17	.274	7	8	14	1	.359	1	2	1-1	24	46	1	.986
Luke Evenson	.205	27-12	39	12	8	0	0	2	5	14	.359	14	2	17	1	.436	0	2	1-2	92	8	1	.990
Brady Brown	.135	29-10	37	9	5	0	0	0	6	5	.135	4	7	7	1	.320	2	0	1-1	15	1	1	.941
Trey Husar	.000	4-0	1	3	0	0	0	0	0	0	.000	0	0	1	0	.000	0	0	0-0	1	1	2	.500
Totals	.276	51	1705	361	470	93	15	41	331	716	.420	249	101	390	27	.394	26	28	43-50	1271	471	42	.976
Opponents	.287	51	1667	384	479	91	11	51	353	745	.447	268	81	363	30	.405	30	21	56-68	1308	470	54	.971

LOB - Team (445), Opp (414). DPs turned - Team (36), Opp (30). CI - Team (2), Jones 2, Opp (5). IBB - Team (2), Jones 1, Grawe 1, Opp (4). Picked off - N. Werk 2, Siegert 1, Wroblewski 1.

(All games Sorted by Earned run avg)

Player	era	w-l	app	gs	cg	sho	sv	ip	h	r	er	bb	so	2b	3b	hr	b/avg	wp	hp	bk	sfa	sha
Drew McDowell	4.24	4-1	11	4	0	0/1	0	34.0	16	17	16	20	39	1	0	5	.142	4	6	0	0	1
Matthew Werk	5.25	1-1	13	1	0	0/0	0	24.0	23	14	14	14	19	4	0	3	.261	2	3	0	2	1
Ty Madison	5.43	3-5	18	6	0	0/1	1	56.1	65	34	34	10	46	13	1	6	.291	5	4	0	2	5
Austin Henry	5.50	0-2	22	0	0	0/0	0	18.0	9	13	11	30	20	1	0	1	.158	2	2	1	3	1
Jacob Sjuts	6.00	0-3	14	2	0	0/0	1	21.0	24	17	14	12	8	4	1	4	.289	1	3	1	1	0
Sam Schlecht	6.12	3-4	13	13	0	0/0	0	64.2	77	51	44	21	62	16	2	11	.295	4	7	1	5	1
Tristan Augedahl	6.35	3-2	19	0	0	0/0	4	34.0	35	26	24	22	42	9	1	1	.265	2	6	1	4	3
Sam Novotny	7.39	3-7	13	13	0	0/0	0	59.2	72	56	49	25	46	17	5	8	.294	4	4	0	4	3
Kaden Rylance	7.51	2-3	12	9	0	0/0	0	38.1	37	36	32	29	26	10	1	2	.255	0	8	0	2	5
Dylan Richardson	10.89	0-0	17	0	0	0/0	0	20.2	33	26	25	14	19	6	0	2	.351	2	8	0	2	0
Trey Husar	12.27	1-0	12	0	0	0/0	0	14.2	29	21	20	13	12	3	0	1	.433	3	5	0	2	0
Logan Campbell	13.75	1-1	21	0	0	0/0	0	17.2	25	27	27	15	11	2	0	2	.352	3	16	0	0	1
Avon Barney	14.14	0-1	11	0	0	0/0	0	7.0	8	11	11	16	7	2	0	0	.308	2	4	0	1	0
Jaren Vogt	18.78	0-0	6	3	0	0/0	0	7.2	18	16	16	11	4	2	0	2	.474	2	2	0	0	0
Will Kent	27.00	0-0	8	0	0	0/0	0	6.0	8	19	18	16	2	1	0	3	.333	2	3	0	2	0
Totals	7.54	21-30	51	51	0	1/1	6	423.2	479	384	355	268	363	91	11	51	.287	38	81	4	30	21
Opponents	6.58	30-21	51	51	0	1/1	9	436.0	470	361	319	249	390	93	15	41	.276	40	101	2	26	28

PB - Team (12), Wachter 7, Evenson 3, Jones 1, Lang 1, Opp (16). Pickoffs - Team (4), Evenson 1, Wachter 1, Jones 1, Campbell 1, Opp (4). SBA/ATT - Jones (20-24), Wachter (18-23), Evenson (18-19), Novotny (9-10), Madison (8-8), Schlecht (3-7), Richardson (6-7), Barney (5-6), Sjuts (5-6), Husar (5-5), Henry (1-3), Augedahl (3-3), Vogt (3-3), McDowell (2-3), Rylance (1-2), Kent (2-2), Campbell (2-2), M. Werk (1-1).

The Automated ScoreBook
Overall Statistics for South Dakota State (as of May 16, 2026)
(All games Sorted by Fielding pct)

Player	c	po	a	e	fld%	dp	sba	csb	sba%	pb	ci
Nate Wachter	204	189	15	0	1.000	0	18	5	.783	7	0
Owen Siegert	91	87	4	0	1.000	1	0	0	---	0	0
Ty Madison	12	5	7	0	1.000	1	8	0	1.000	0	0
Sam Novotny	7	3	4	0	1.000	0	9	1	.900	0	0
Logan Campbell	7	3	4	0	1.000	1	2	0	1.000	0	0
Kaden Rylance	7	0	7	0	1.000	0	1	1	.500	0	0
Sam Schlecht	6	0	6	0	1.000	0	3	4	.429	0	0
Tristan Augedahl	5	0	5	0	1.000	0	3	0	1.000	0	0
Matthew Werk	5	3	2	0	1.000	1	1	0	1.000	0	0
Drew McDowell	5	3	2	0	1.000	0	2	1	.667	0	0
Austin Henry	4	1	3	0	1.000	0	1	2	.333	0	0
Jacob Sjuts	3	0	3	0	1.000	0	5	1	.833	0	0
Dayton Franke	336	312	22	2	.994	24	0	0	---	0	0
Luke Evenson	101	92	8	1	.990	0	18	1	.947	3	0
Carter Taylor	77	76	0	1	.987	0	0	0	---	0	0
Travis Finney	71	24	46	1	.986	8	0	0	---	0	0
Luke Wroblewski	91	89	0	2	.978	0	0	0	---	0	0
Nic Werk	155	61	90	4	.974	13	0	0	---	0	0
Luke Jones	126	107	15	4	.968	1	20	4	.833	1	2
Nolan Grawe	125	50	71	4	.968	8	0	0	---	0	0
Keagen Jirschele	172	52	111	9	.948	22	0	0	---	0	0
Luke Luskey	73	64	5	4	.945	7	0	0	---	0	0
Grant Sorensen	68	28	36	4	.941	9	0	0	---	0	0
Brady Brown	17	15	1	1	.941	0	0	0	---	0	0
Jaren Vogt	8	4	2	2	.750	1	3	0	1.000	0	0
Dylan Richardson	4	2	1	1	.750	0	6	1	.857	0	0
Trey Husar	4	1	1	2	.500	0	5	0	1.000	0	0
Will Kent	0	0	0	0	.000	0	2	0	1.000	0	0
Avon Barney	0	0	0	0	.000	0	5	1	.833	0	0
Mason Lang	0	0	0	0	.000	0	0	0	---	1	0
Totals	1784	1271	471	42	.976	36	56	12	.824	12	2
Opponents	1832	1308	470	54	.971	30	43	7	.860	16	5

The Automated ScoreBook
Conference statistics for South Dakota State (as of May 16, 2026)
(Summit games only Sorted by Batting avg)

Record: 12-15 Home: 5-6 Away: 7-9 Summit: 12-15

Player	avg gp-gs	ab	r	h	2b	3b	hr	rbi	tb	slg%	bb	hp	so	gdp	ob%	sf	sh	sb-att	po	a	e	fld%
Owen Siegert	.360 13-13	50	13	18	2	2	0	8	24	.480	13	1	7	0	.500	0	0	3-3	39	2	0	1.000
Luke Luskey	.337 27-27	101	23	34	5	0	7	31	60	.594	10	9	17	3	.434	2	0	1-1	21	2	2	.920
Nolan Grawe	.327 27-27	113	25	37	12	3	3	27	64	.566	14	2	15	2	.408	1	1	3-4	27	48	3	.962
Nate Wachter	.320 26-25	100	17	32	4	2	0	19	40	.400	8	2	20	0	.372	3	0	2-2	103	4	0	1.000
Mason Lang	.300 10-0	10	0	3	0	1	0	3	5	.500	1	1	5	0	.417	0	0	0-0	0	0	0	.000
Keagen Jirschele	.289 26-26	83	20	24	5	2	2	14	39	.470	10	6	25	0	.400	1	2	3-3	25	69	6	.940
Carter Taylor	.253 25-24	75	13	19	6	0	2	11	31	.413	18	5	18	1	.429	0	1	3-3	35	0	0	1.000
Luke Wroblewski	.253 26-23	83	27	21	3	0	3	18	33	.398	12	2	15	0	.354	2	3	4-4	57	0	0	1.000
Nic Werk	.242 27-27	91	16	22	6	0	0	15	28	.308	12	5	24	3	.348	4	3	2-2	45	65	3	.973
Dayton Franke	.236 25-24	89	12	21	8	0	2	18	35	.393	10	7	23	1	.352	2	0	0-0	186	14	1	.995
Luke Jones	.227 19-15	44	5	10	1	0	0	6	11	.250	8	3	9	1	.382	0	4	2-2	72	11	4	.954
Grant Sorensen	.190 15-4	21	7	4	1	0	0	2	5	.238	5	1	10	1	.370	0	1	1-1	9	10	2	.905
Luke Evenson	.167 13-5	18	3	3	0	0	0	0	3	.167	6	0	6	1	.375	0	2	0-0	40	3	1	.977
Travis Finney	.133 8-2	15	1	2	0	0	0	3	2	.133	1	2	2	0	.278	0	0	0-0	6	7	1	.929
Brady Brown	.111 12-1	9	2	1	0	0	0	0	1	.111	1	1	1	0	.273	0	0	0-0	2	1	0	1.000

Trey Husar	.000 2-0	0	3	0	0	0	0	0	0	.000	0	0	0	0	.000	0	0	0-0	1	1	0	1.000
Jaren Vogt	.000 1-0	0	0	0	0	0	0	0	0	.000	0	0	0	0	.000	0	0	0-0	0	0	0	.000
Totals	.278 27	902	187	251	53	10	19	175	381	.422	129	47	197	13	.391	15	17	24-25	680	261	23	.976
Opponents	.285 27	894	197	255	46	7	28	184	399	.446	117	43	195	14	.388	15	15	23-29	689	231	31	.967

LOB - Team (237), Opp (209). DPs turned - Team (17), Opp (14). CI - Team (2), Jones 2, Opp (3). IBB - Team (2), Jones 1, Grawe 1, Opp (1). Picked off - Siegert 1, N. Werk 1, Wroblewski 1.

(Summit games only Sorted by Earned run avg)

Player	era	w-l	app	gs	cg	sho	sv	ip	h	r	er	bb	so	2b	3b	hr	b/avg	wp	hp	bk	sfa	sha
Ty Madison	2.97	3-1	13	2	0	0/1	1	39.1	33	13	13	6	35	5	0	3	.231	3	2	0	0	5
Matthew Werk	3.95	0-1	7	0	0	0/0	0	13.2	14	6	6	5	10	0	0	2	.280	0	2	0	1	1
Drew McDowell	5.82	2-1	5	1	0	0/1	0	17.0	13	11	11	12	19	1	0	4	.213	3	5	0	0	1
Kaden Rylance	7.04	2-1	6	6	0	0/0	0	23.0	21	18	18	16	16	6	0	1	.250	0	8	0	1	3
Sam Schlecht	7.11	1-3	9	9	0	0/0	0	44.1	62	42	35	13	40	11	2	10	.330	3	5	1	5	1
Jacob Sjuts	7.71	0-0	3	0	0	0/0	0	4.2	4	4	4	8	1	1	0	0	.235	0	0	1	0	0
Tristan Augedahl	8.18	1-1	11	0	0	0/0	4	22.0	26	21	20	11	24	7	1	0	.292	1	5	1	2	2
Sam Novotny	8.24	2-6	9	9	0	0/0	0	39.1	45	39	36	19	32	10	4	7	.283	2	3	0	4	2
Dylan Richardson	11.00	0-0	9	0	0	0/0	0	9.0	12	12	11	4	7	3	0	1	.308	1	6	0	1	0
Austin Henry	16.20	0-1	8	0	0	0/0	0	5.0	5	10	9	14	5	0	0	0	.263	1	1	0	0	0
Trey Husar	16.20	0-0	3	0	0	0/0	0	3.1	10	6	6	1	1	1	0	0	.526	0	2	0	1	0
Avon Barney	18.00	0-0	1	0	0	0/0	0	1.0	1	2	2	1	0	1	0	0	.333	0	0	0	0	0
Logan Campbell	19.29	1-0	7	0	0	0/0	0	4.2	8	10	10	5	5	0	0	0	.381	1	4	0	0	0
Will Kent	81.00	0-0	1	0	0	0/0	0	0.1	1	3	3	2	0	0	0	0	.500	0	0	0	0	0
Totals	7.31	12-15	27	27	0	1/1	5	226.2	255	197	184	117	195	46	7	28	.285	15	43	3	15	15
Opponents	6.47	15-12	27	27	0	0/0	8	229.2	251	187	165	129	197	53	10	19	.278	19	47	0	15	17

PB - Team (4), Wachter 2, Jones 1, Evenson 1, Opp (9). Pickoffs - Team (1), Wachter 1, Opp (3). SBA/ATT - Jones (14-17), Wachter (7-8), Madison (5-5), Schlecht (3-4), Sjuts (3-4), Novotny (4-4), Augedahl (3-3), Richardson (2-3), Evenson (2-2), Henry (1-2), McDowell (1-1), M. Werk (1-1), Barney (0-1), Rylance (0-1).

The Automated ScoreBook
Conference statistics for South Dakota State (as of May 16, 2026)
(Summit games only Sorted by Fielding pct)

Player	c	po	a	e	fld%	dp	sba	csb	sba%	pb	ci
Nate Wachter	107	103	4	0	1.000	0	7	1	.875	2	0
Luke Wroblewski	57	57	0	0	1.000	0	0	0	---	0	0
Owen Siegert	41	39	2	0	1.000	1	0	0	---	0	0
Carter Taylor	35	35	0	0	1.000	0	0	0	---	0	0
Ty Madison	10	5	5	0	1.000	1	5	0	1.000	0	0
Kaden Rylance	4	0	4	0	1.000	0	0	1	.000	0	0
Tristan Augedahl	4	0	4	0	1.000	0	3	0	1.000	0	0
Sam Schlecht	4	0	4	0	1.000	0	3	1	.750	0	0
Sam Novotny	4	2	2	0	1.000	0	4	0	1.000	0	0
Drew McDowell	3	2	1	0	1.000	0	1	0	1.000	0	0
Brady Brown	3	2	1	0	1.000	0	0	0	---	0	0
Matthew Werk	2	1	1	0	1.000	0	1	0	1.000	0	0
Dylan Richardson	2	1	1	0	1.000	0	2	1	.667	0	0
Austin Henry	2	0	2	0	1.000	0	1	1	.500	0	0
Trey Husar	2	1	1	0	1.000	0	0	0	---	0	0
Logan Campbell	1	1	0	0	1.000	0	0	0	---	0	0
Dayton Franke	201	186	14	1	.995	14	0	0	---	0	0
Luke Evenson	44	40	3	1	.977	0	2	0	1.000	1	0
Nic Werk	113	45	65	3	.973	10	0	0	---	0	0
Nolan Grawe	78	27	48	3	.962	5	0	0	---	0	0
Luke Jones	87	72	11	4	.954	1	14	3	.824	1	2
Keagen Jirschele	100	25	69	6	.940	9	0	0	---	0	0
Travis Finney	14	6	7	1	.929	2	0	0	---	0	0
Luke Luskey	25	21	2	2	.920	0	0	0	---	0	0
Grant Sorensen	21	9	10	2	.905	2	0	0	---	0	0
Mason Lang	0	0	0	0	.000	0	0	0	---	0	0
Jacob Sjuts	0	0	0	0	.000	0	3	1	.750	0	0
Will Kent	0	0	0	0	.000	0	0	0	---	0	0
Avon Barney	0	0	0	0	.000	0	0	1	.000	0	0
Jaren Vogt	0	0	0	0	.000	0	0	0	---	0	0
Totals	964	680	261	23	.976	17	23	6	.793	4	2
Opponents	951	689	231	31	.967	14	24	1	.960	9	3

2026 JACKRABBIT BASEBALL RESULTS

DATE	OPPONENT	SCORE	SITE	SDSU	OPPONENT	W-L	PITCHER OF RECORD
Feb. 13	UTSA	L, 4-17	San Antonio, Texas	4-9-0	17-19-1	0-1	Ty Madison (0-1)
Feb. 14	UTSA	L, 5-13	San Antonio, Texas	5-5-1	13-16-0	0-2	Sam Schlecht (0-1)
Feb. 15	UTSA	L, 1-13	San Antonio, Texas	1-9-2	13-13-1	0-3	Sam Novotny (0-1)
Feb. 17	Incarnate Word	W, 19-11	San Antonio, Texas	19-14-1	11-12-1	1-3	Tristan Augedahl (1-0)
Feb. 18	Incarnate Word	L, 18-19	San Antonio, Texas	18-14-2	19-13-0	1-4	Logan Campbell (0-1)
Feb. 20	Tarleton State	L, 2-9	Stephenville, Texas	2-7-0	9-14-1	1-5	Ty Madison (0-2)
Feb. 21	Tarleton State	W, 6-2	Stephenville, Texas	6-10-0	2-6-1	2-5	Sam Novotny (1-1)
Feb. 22	Tarleton State	W, 5-1	Stephenville, Texas	5-8-0	1-5-1	3-5	Sam Schlecht (1-1)
Feb. 27	Central Arkansas	L, 1-5	Conway, Ark.	1-4-0	5-12-0	3-6	Ty Madison (0-3)
Feb. 28	Central Arkansas	W, 8-5	Conway, Ark.	8-11-1	5-5-3	4-6	Sam Schlecht (2-1)
Mar. 1	Central Arkansas	L, 3-9	Conway, Ark.	5-6-3	9-9-1	4-7	Jacob Sjuts (0-1)
Mar. 4	Nebraska	L, 4-5	Lincoln, Neb.	4-10-0	5-11-0	4-8	Kaden Rylance (0-1)
Mar. 6	Northwestern	W, 5-4	Minneapolis, Minn.	5-8-1	4-6-0	5-8	Tristan Augedahl (2-0)
Mar. 7	Minnesota	(10 inn.) L, 2-3	Minneapolis, Minn.	2-9-1	3-4-1	5-9	Tristan Augedahl (2-1)
Mar. 8	Southern Illinois	L, 4-5	Minneapolis, Minn.	5-14-1	4-7-0	5-10	Ty Madison (0-4)
Mar. 11	Kansas State	L, 0-9	Manhattan, Kan.	0-5-1	7-9-0	5-11	Kaden Rylance (0-2)
Mar. 13	*Oral Roberts	L, 3-4	Tulsa, Okla.	3-4-0	4-8-2	5-12 (0-1)	Drew McDowell (0-1)
Mar. 14	*Oral Roberts	L, 1-3	Tulsa, Okla.	1-7-2	3-5-1	5-13 (0-2)	Austin Henry (0-1)
Mar. 15	*Oral Roberts	(8 inn.) L, 2-12	Tulsa, Okla.	2-7-0	12-15-0	5-14 (0-3)	Sam Novotny (1-2)
Mar. 17	Oklahoma State	L, 6-7	Stillwater, Okla.	6-10-1	7-5-0	5-15	Jacob Sjuts (0-2)
Mar. 18	Oklahoma State	L, 11-12	Stillwater, Okla.	11-14-2	12-11-4	5-16	Austin Henry (0-2)
Mar. 20	*NORTH DAKOTA STATE	L, 1-6	Erv Huether Field	1-6-0	6-7-1	5-17 (0-4)	Ty Madison (0-5)
Mar. 21	*NORTH DAKOTA STATE [DH]	W, 13-5	Erv Huether Field	13-15-3	5-9-1	6-17 (1-4)	Logan Campbell (1-1)
Mar. 21	*NORTH DAKOTA STATE [DH] (8 inn.)	W, 11-1	Erv Huether Field	11-12-0	1-5-0	7-17 (2-4)	Sam Novotny (2-2)
Mar. 25	Creighton	L, 5-11	Omaha, Neb.	5-9-0	11-14-0	7-18	Jacob Sjuts (0-3)
Mar. 27	*Northern Colorado	L, 6-9	Greeley, Colo.	6-7-0	9-12-3	7-19 (2-5)	Sam Schlecht (2-2)
Mar. 28	*Northern Colorado	W, 21-10	Greeley, Colo.	21-15-1	10-11-2	8-19 (3-5)	Drew McDowell (1-1)
Mar. 29	*Northern Colorado	(7 inn.) W, 21-2	Greeley, Colo.	21-18-0	2-3-0	9-19 (4-5)	Kaden Rylance (1-2)
Apr. 8	Minnesota	L, 7-16	Minneapolis, Minn.	7-6-1	16-15-0	9-20	Avon Barney (0-1)
Apr. 10	*St. Thomas [DH]	W, 7-2	St. Paul, Minn.	7-6-0	2-9-3	10-20 (5-5)	Sam Schlecht (3-2)
Apr. 10	*St. Thomas [DH]	L, 1-4	St. Paul, Minn.	1-7-1	4-7-2	10-21 (5-6)	Sam Novotny (2-3)
Apr. 11	*St. Thomas	(7 inn.) W, 13-2	St. Paul, Minn.	13-12-0	2-5-3	11-21 (6-6)	Kaden Rylance (2-2)
Apr. 14	Midland	(7 inn.) W, 13-3	Erv Huether Field	13-11-1	3-4-2	12-21	Trey Husar (1-0)
Apr. 17	*ORAL ROBERTS	L, 4-8	Erv Huether Field	4-9-2	8-12-1	12-22 (6-7)	Sam Schlecht (3-3)
Apr. 18	*ORAL ROBERTS	(7 inn.) L, 2-18	Erv Huether Field	2-5-0	18-15-0	12-23 (6-8)	Sam Novotny (2-4)
Apr. 19	*ORAL ROBERTS	L, 2-10	Erv Huether Field	2-5-2	10-12-0	12-24 (6-9)	Kaden Rylance (2-3)
Apr. 22	BRIAR CLIFF	W, 15-6	Erv Huether Field	15-10-1	6-7-1	13-24	Drew McDowell (2-1)
Apr. 24	*NORTHERN COLORADO	(11 inn.) W, 7-6	Erv Huether Field	7-4-0	6-7-2	14-24 (7-9)	Tristan Augedahl (3-1)
Apr. 25	*NORTHERN COLORADO	(7 inn.) L, 2-19	Erv Huether Field	2-7-1	19-15-0	14-25 (7-10)	Sam Novotny (2-5)
Apr. 28	BUENA VISTA	(7 inn.) W, 11-1	Erv Huether Field	11-8-0	1-0-4	15-25	Drew McDowell (3-1)
Apr. 29	MINNESOTA MORRIS	(7 inn.) W, 19-1	Erv Huether Field	19-15-0	1-2-0	16-25	Matthew Werk (1-0)
May 1	*at North Dakota State	L, 1-8	Fargo, N.D.	1-6-4	8-11-1	16-26 (7-11)	Sam Schlecht (3-4)
May 2	*at North Dakota State	W, 5-4	Fargo, N.D.	5-13-0	4-6-1	17-26 (8-11)	Ty Madison (1-5)
May 3	*at North Dakota State	W, 16-10	Fargo, N.D.	16-17-0	10-13-0	18-26 (9-11)	Sam Novotny (3-5)
May 8	*ST. THOMAS	W, 16-13	Erv Huether Field	16-17-1	13-17-2	19-26 (10-11)	Ty Madison (2-5)
May 9	*ST. THOMAS	L, 2-4	Erv Huether Field	2-5-3	4-4-0	19-27 (10-12)	Sam Novotny (3-6)
May 10	*ST. THOMAS	W, 7-3	Erv Huether Field	7-12-0	3-8-1	20-27 (11-12)	Ty Madison (3-5)
May 13	*OMAHA	W, 5-0	Omaha, Neb.	5-9-0	0-3-1	21-27 (12-12)	Drew McDowell (4-1)
May 14	*at Omaha	L, 7-10	Omaha, Neb.	7-9-0	10-8-2	21-28 (12-13)	Matthew Werk (1-1)
May 15	*at Omaha	L, 3-11	Omaha, Neb.	3-5-2	11-17-0	21-29 (12-14)	Sam Novotny (3-7)
May 16	*at Omaha	L, 8-13	Omaha, Neb.	8-12-1	13-11-2	21-30 (12-15)	Tristan Augedahl (3-2)

2026 JACKRABBIT BASEBALL TRENDS

2026 INNING-BY-INNING SCORING SUMMARY

	1	2	3	4	5	6	7	8	9	EX	TOTAL
South Dakota State	22	33	40	67	62	33	49	35	17	3	361
Opponents	50	44	46	49	50	53	40	46	3	3	384

JACKRABBITS' RECORD WHEN ...

Overall	21-30	Extra Innings	1-1	Leading After 8 Innings	14-1
Summit League	12-15	Shutouts	1-1	Trailing After 8 Innings	0-25
Non-Conference	9-15	Scoring 0-2 Runs	0-14	Tied After 8 Innings	1-1
Home Games.....	9-6	Scoring 3-5 Runs	4-9	Hit 0 Home Runs	10-16
Away Games	11-24	Scoring 6-9 Runs	5-5	Hit 1 Home Run	6-10
Neutral-Site Games	1-1	Scoring 10+ Runs	12-2	Hit 2+ Home Runs	5-4
Day Games	20-20	Opponent Scores 0-2 Runs	9-0	Opponent Hit 0 Home Runs.....	11-12
Night Games (start 6 p.m. or later)	1-10	Opponent Scores 3-5 Runs	6-8	Opponent Hit 1 Home Run	7-9
Games played on Monday.....	0-0	Opponent Scores 6-9 Runs	2-8	Opponent Hit 2+ Home Runs	3-9
Games played on Tuesday	3-1	Opponent Scores 10+ Runs	5-13	Made 0 Errors	13-12
Games played on Wednesday	3-6	Scored in First Inning	11-1	Made 1 Error	7-8
Games played on Thursday	0-1	Opponent Scored in First Inning	6-15	Made 2+ Errors	1-10
Games played on Friday	4-10	Scores First	14-7	Opponent Made 0 Errors	5-14
Games played on Saturday	7-7	Opponent Scores First.....	7-23	Opponent Made 1 Error.....	8-10
Games played on Sunday	4-5	Leading After 6 Innings	18-1	Opponent Made 2+ Errors.....	8-6
vs. Left-Handed Starter	7-6	Trailing After 6 Innings	2-25	Out-Hit Opponent.....	18-8
vs. Right-Handed Starter	14-24	Tied After 6 Innings	1-4	Out-Hit By Opponent	2-21
1-Run Games	3-7	Leading After 7 Innings	13-1	Hits Tied.....	1-1
2-Run Games	0-2	Trailing After 7 Innings	1-24		
5+ Run Games	13-16	Tied After 7 Innings	2-3		

2026 JACKRABBIT BASEBALL SEASON HIGHS

2026 TEAM GAME HIGHS

TEAM – BATTING

AT-BATS: 42, at Incarnate Word, 2-17-26, and at North Dakota State, 5-3-26
RUNS SCORED: 21, at Northern Colorado, 3-28-26, and at Northern Colorado, 3-29-26
RUNS SCORED-INNING: *17 (in fourth inning), at Incarnate Word, 2-17-26
HITS: 18, at Northern Colorado, 3-29-26
RUNS BATTED IN: 19, at Incarnate Word, 2-17-26, and vs. Minnesota Morris, 4-29-26
DOUBLES: 6, vs. North Dakota State, 3-21-26 [Game 2]
TRIPLES: 2, three times (last: vs. St. Thomas, 5-8-26)
HOME RUNS: 6, vs. Minnesota Morris, 4-29-26
TOTAL BASES: 36, vs. Minnesota Morris, 4-29-26
BASES ON BALLS: 11, three times (last: vs. Buena Vista, 4-28-26)
STRIKEOUTS: 15, at Creighton, 3-25-26
STOLEN BASES: 4, at Northern Colorado, 3-29-26
SACRIFICE BUNTS: 4, vs. North Dakota State, 3-21-26 [Game 2]
SACRIFICE FLIES: ^3, vs. Briar Cliff, 4-22-26
HIT BY PITCH: ^8, vs. Briar Cliff, 4-22-26, and vs. Northern Colorado, 4-24-26
RUNNERS LEFT ON BASE: 17, at Tarleton State, 2-21-26
HIT INTO DOUBLE PLAY: 3, vs. Northern Colorado, 4-24-26

TEAM – FIELDING

PUTOUTS: 33, vs. Northern Colorado, 4-24-26
ASSISTS: 15, at Tarleton State, 2-21-26
ERRORS: 4, at North Dakota State, 5-1-26
DOUBLE PLAYS: 3, three times (last: vs. Minnesota Morris, 4-29-26)

TEAM – PITCHING

INNINGS PITCHED: 11.0, vs. Northern Colorado, 4-24-26
MOST RUNS ALLOWED: 19, at Incarnate Word, 2-18-26, and vs. Northern Colorado, 4-25-26
FEWEST RUNS ALLOWED: 0, at Omaha, 5-13-26
MOST WALKS ALLOWED: *17, at Incarnate Word, 2-18-26
FEWEST WALKS ALLOWED: 0, at Northern Colorado, 3-27-26, and vs. Oral Roberts, 4-17-26
STRIKEOUTS: 13, three times (last: vs. Northern Colorado, 4-24-26)
MOST HITS ALLOWED: 19, at UTSA, 2-13-2026
FEWEST HITS ALLOWED: 0, vs. Buena Vista, 4-28-26 (combined no-hitter by Drew McDowell (6 inn.) and Austin Henry (1 inn.))
HOME RUNS ALLOWED: 5, at Incarnate Word, 2-18-26
WILD PITCHES: 3, three times (last: at North Dakota State, 5-1-26)
HIT BATTERS: 5, at Tarleton State, 2-20-26
* SDSU single-game record | ^ tied SDSU single-game record

2026 INDIVIDUAL GAME HIGHS

INDIVIDUAL – BATTING

AT-BATS: 6, eight times (last: by Nolan Grawe, vs. St. Thomas, 5-8-26)
RUNS SCORED: 4, six times (last: by Nate Wachter and Luke Luskey, at North Dakota State, 5-3-26)
HITS: 4, six times (twice by Nate Wachter and Nolan Grawe); last: by Nolan Grawe, vs. St. Thomas, 5-8-26
RUNS BATTED IN: 7, by Nate Wachter, vs. Minnesota Morris, 4-29-26, and by Luke Luskey, at North Dakota State, 5-3-26
DOUBLES: 2, eight times (last: by Nolan Grawe, vs. St. Thomas, 5-8-26)
TRIPLES: 1, 15 times (last: by Nolan Grawe, at Omaha, 5-15-26)
HOME RUNS: 2, four times (twice by Luke Luskey); last: by Luke Luskey, at North Dakota State, 5-3-26
TOTAL BASES: 11, by Nate Wachter, vs. Minnesota Morris, 4-29-26, and by Luke Luskey, at North Dakota State, 5-3-26
BASES ON BALLS: 3, seven times (last: by Nolan Grawe, vs. Northern Colorado, 4-24-26)
STRIKEOUTS: 5, by Luke Luskey, at Creighton, 3-25-26
STOLEN BASES: 2, by Luke Wroblewski, at Creighton, 3-25-26
SACRIFICE BUNTS: 2, by Luke Evenson, vs. North Dakota State, 3-21-26 [Game 2], and by Luke Jones, vs. Omaha, 5-13-26
SACRIFICE FLIES: 2, by Luke Luskey, vs. Buena Vista, 4-28-26
HIT BY PITCH: ^3, by Dayton Franke, at Incarnate Word, 2-17-26; by Brady Brown, at Tarleton State, 2-22-26, and by Travis Finney, 4-22-26

INDIVIDUAL – FIELDING

PUTOUTS: 13, three times (twice by Dayton Franke — last: at Central Arkansas, 2-27-26)
ASSISTS: 7, by Travis Finney, at Tarleton State, 2-21-26, and by Keagen Jirschele, vs. St. Thomas, 5-8-26
ERRORS: 2, three times (last: by Luke Jones, vs. St. Thomas, 5-9-26)

INDIVIDUAL – PITCHING

INNINGS PITCHED: 7.2, by Sam Novotny, vs. North Dakota State, 3-21-26 [Game 2]
RUNS ALLOWED: 11, by Sam Novotny, at UTSA, 2-15-26
EARNED RUNS ALLOWED: 8, three times (last: by Sam Schlecht, at Northern Colorado, 3-27-26)
HITS ALLOWED: 12, by Sam Schlecht, vs. St. Thomas, 5-8-26
HOME RUNS ALLOWED: 3, by Sam Schlecht, at Northern Colorado, 3-27-26
STRIKEOUTS: 10, by Ty Madison, at North Dakota State, 5-2-26
MOST WALKS ALLOWED: 5, three times (last: by Kaden Rylance, at Northern Colorado, 3-29-26)
HIT BATTERS: 3, by Dylan Richardson, at Oral Roberts, 3-15-26
WILD PITCHES: 3, by Trey Husar, at Oklahoma State, 3-18-26
^ tied SDSU single-game record

2026 JACKRABBIT BASEBALL STATISTICS

MISCELLANEOUS STATS

MULTI-HIT GAMES			MULTI-RBI GAMES			LONGEST HITTING STREAKS			REACHED BASE STREAKS		
PLAYER	2026	CAREER	PLAYER	2026	CAREER	PLAYER	CURRENT	CAREER	PLAYER	CURRENT	CAREER
Nolan Grawe	19	38	Luke Luskey	12	33	Owen Siegert	6	8 ('25)	Owen Siegert	14	16 ('25)
Luke Luskey	15	41	Nolan Grawe	11	16	Luke Luskey	3	9 ('25)	Luke Luskey	9	15 ('26)
Nate Wachter	14	14	Luke Wroblewski	9	9	Keagen Jirschele	3	8 ('25)	Keagen Jirschele	5	9 ('26)
Owen Siegert	12	26	Dayton Franke	8	12	Nolan Grawe	1	19 ('25)	Nolan Grawe	1	26 (25-26)
Carter Taylor	12	12	Nate Wachter	8	8	Nate Wachter	1	8 ('26)	Nic Werk	1	17 ('26)
Dayton Franke	10	11	Carter Taylor	6	6	Luke Evenson	1	3 ('26)	Nate Wachter	1	9 ('26)
Keagen Jirschele	8	12	Nic Werk	4	5	Dayton Franke	-	4 ('25)	Grant Sorenson	1	8 ('26)
Nic Werk	8	9	Luke Jones	4	4	Grant Sorenson	-	6 ('26)	Luke Evenson	1	5 ('26)
Luke Wroblewski	8	8	Owen Siegert	3	10	Carter Taylor	-	6 ('26)	Luke Wroblewski	-	11 ('26)
Luke Jones	6	6	Keagen Jirschele	3	6	Nic Werk	-	6 ('26)	Dayton Franke	-	12 ('26)
Travis Finney	4	4	Mason Lang	2	3	Luke Jones	-	5 ('26)	Carter Taylor	-	20 ('26)
Grant Sorenson	4	4	Luke Evenson	2	2	Luke Wroblewski	-	5 ('26)	Luke Jones	-	7 ('26)
Mason Lang	1	2	Grant Sorenson	2	2	Brady Brown	-	3 ('25)	Matthew Werk	-	7 ('24)
Brady Brown	1	1	Brady Brown	1	2	Travis Finney	-	3 ('26)	Mason Lang	-	5 ('26)
Luke Evenson	1	1	Matthew Werk	-	1	Mason Lang	-	3 ('26)	Brady Brown	-	5 ('26)
Matthew Werk	-	4				Matthew Werk	-	3 ('24)	Travis Finney	-	4 ('26)
						Jaren Vogt	-	2 ('26)	Jaren Vogt	-	2 ('26)

HOME RUN LOG

1. Jaren Vogt (1)	Feb. 14 at UTSA	Solo	2nd Inning
2. Luke Jones (1)	Feb. 17 at Incarnate Word	3-Run	4th Inning
3. Carter Taylor (1)	Feb. 17 at Incarnate Word	Solo	5th Inning
4. Luke Luskey (1)	Feb. 18 at Incarnate Word	Solo	3rd Inning
5. Nate Wachter (1)	Feb. 18 at Incarnate Word	3-Run	4th Inning
6. Dayton Franke (1)	Feb. 18 at Incarnate Word	Grand Slam	5th Inning
7. Nolan Grawe (1)	Feb. 27 at Central Arkansas	Solo	6th Inning
8. Carter Taylor (2)	Mar. 1 at Central Arkansas	Solo	8th Inning
9. Dayton Franke (2)	Mar. 4 at Nebraska	2-Run	8th Inning
10. Keagen Jirschele (1)	Mar. 15 at Oral Roberts	Solo	2nd Inning
11. Dayton Franke (3)	Mar. 15 at Oral Roberts	Solo	6th Inning
12. Luke Luskey (2)	Mar. 17 at Oklahoma State	Solo	3rd Inning
13. Mason Lang (1)	Mar. 18 at Oklahoma State	Solo	7th Inning
14. Luke Luskey (3)	Mar. 21 vs. North Dakota State-1	Solo	5th Inning
15. Luke Luskey (4)	Mar. 21 vs. North Dakota State-1	3-Run	7th Inning
16. Luke Wroblewski (1)	Mar. 27 at Northern Colorado	3-Run	2nd Inning
17. Luke Luskey (5)	Mar. 27 at Northern Colorado	Solo	3rd Inning
18. Carter Taylor (3)	Mar. 28 at Northern Colorado	Solo	3rd Inning
19. Luke Luskey (6)	Apr. 8 at Minnesota	3-Run	2nd Inning
20. Luke Wroblewski (2)	Apr. 11 at St. Thomas	#Solo	1st Inning
21. Nolan Grawe (2)	Apr. 14 vs. Midland	Solo	4th Inning
22. Nolan Grawe (3)	Apr. 17 vs. Oral Roberts	2-Run	4th Inning
23. Luke Evenson (1)	Apr. 22 vs. Briar Cliff	Solo	4th Inning
24. Luke Evenson (2)	Apr. 22 vs. Briar Cliff	2-Run	6th Inning
25. Luke Luskey (7)	Apr. 28 vs. Buena Vista	2-Run	5th Inning
26. Nolan Grawe (4)	Apr. 29 vs. Minnesota Morris	Solo	1st Inning
27. Nate Wachter (2)	Apr. 29 vs. Minnesota Morris	2-Run	4th Inning
28. Nate Wachter (3)	Apr. 29 vs. Minnesota Morris	^3-Run	5th Inning
29. Luke Luskey (8)	Apr. 29 vs. Minnesota Morris	^Solo	5th Inning
30. Grant Sorenson (1)	Apr. 29 vs. Minnesota Morris	2-Run	5th Inning
31. Mason Lang (2)	Apr. 29 vs. Minnesota Morris	+3-Run	6th Inning
32. Luke Luskey (9)	May 3 at North Dakota State	2-Run	3rd Inning
33. Luke Luskey (10)	May 3 at North Dakota State	Grand Slam	4th Inning
34. Carter Taylor (4)	May 3 at North Dakota State	2-Run	7th Inning
35. Luke Luskey (11)	May 8 vs. St. Thomas	2-Run	1st Inning
36. Nolan Grawe (5)	May 10 vs. St. Thomas	Solo	3rd Inning
37. Nolan Grawe (6)	May 14 at Omaha	3-Run	3rd Inning
38. Luke Luskey (12)	May 14 at Omaha	Solo	3rd Inning
39. Dayton Franke (4)	May 14 at Omaha	Solo	5th Inning
40. Luke Wroblewski (3)	May 15 at Omaha	Solo	7th Inning
41. Keagen Jirschele (2)	May 16 at Omaha	Grand Slam	9th Inning

Leadoff home run ^ Back-to-back home runs + Pinch-hit home run

HOME RUNS BY TYPE		HOMERS BY INNING	
Solo	21	First	3
2-Run	9	Second	4
3-Run	8	Third	8
Grand Slam	3	Fourth	7
		Fifth	8
		Sixth	4
		Seventh	4
		Eighth	2
		Ninth	1
		10th or later	0


MULTI-HOME RUN GAMES — TEAM

- 6 – vs. Minnesota Morris, 4-29-26 (Wachter-2, Grawe, Luskey, Sorenson, Lang)
- 3 – at Incarnate Word, 2-18-26 (Luskey, Wachter, Franke)
- 3 – at North Dakota State, 5-3-26 (Luskey-2, Taylor)
- 3 – at Omaha, 5-14-26 (Grawe, Luskey, Franke)
- 2 – at Incarnate Word, 2-17-26 (Jones, Taylor)
- 2 – at Oral Roberts, 3-15-26 (Jirschele, Franke)
- 2 – vs. North Dakota State, 3-21-26 [Game 1] (Luskey-2)
- 2 – at Northern Colorado, 3-27-26 (Wroblewski, Luskey)
- 2 – vs. Briar Cliff, 4-22-26 (Evenson-2)

MULTI-HOME RUN GAMES — INDIVIDUAL

- 2 by Luke Luskey, vs. North Dakota State, 3-21-26 [Game 1]
- 2 by Luke Evenson, vs. Briar Cliff, 4-22-26
- 2 by Nate Wachter, vs. Minnesota Morris, 4-29-26
- 2 by Luke Luskey, at North Dakota State, 5-3-26

2026 JACKRABBIT BASEBALL SEASON/CAREER HIGHS




TRISTAN AUGEDAHL
6-8, 215, So.
Left-Handed Pitcher
Caledonia, Minnesota
Caledonia H.S.

SEASON HIGHS

Innings Pitched: 4.0, vs. Oral Roberts, 4-19-2026
Hits Allowed: 8, at North Dakota State, 5-3-2026
Runs Allowed: 6, at Omaha, 5-16-2026
Earned Runs Allowed: 6, at Omaha, 5-16-2026
Bases on Balls: 3, three times (last: at Omaha, 5-16-2026)
Hit Batters: 1, six times (last: at Omaha, 5-16-2026)
Strikeouts: 4, five times (last: vs. Northern Colorado, 4-24-2026)
Doubles Allowed: 3, at North Dakota State, 5-3-2026
Triples Allowed: 1, at North Dakota State, 5-3-2026
Home Runs Allowed: 1, at Incarnate Word, 2-17-2026
Wild Pitches: 1, at UTSA, 2-15-2026, and at Omaha, 5-16-2026
Putouts: N/A
Assists: 2, at North Dakota State, 5-3-2026
Errors: N/A

CAREER HIGHS

Innings Pitched: 4.0, vs. Oral Roberts, 4-19-2026
Hits Allowed: 8, at North Dakota State, 5-3-2026
Runs Allowed: 6, at Omaha, 5-16-2026
Earned Runs Allowed: 6, at Omaha, 5-16-2026
Bases on Balls: 3, four times (last: at Omaha, 5-16-2026)
Hit Batters: 1, seven times (last: at Omaha, 5-16-2026)
Strikeouts: 4, six times (last: vs. Northern Colorado, 4-24-2026)
Doubles Allowed: 3, at North Dakota State, 5-3-2026
Triples Allowed: 1, vs. Northern Colorado, 5-4-2025, and at North Dakota State, 5-3-2026
Home Runs Allowed: 1, three times (last: at Incarnate Word, 2-17-2026)
Wild Pitches: 2, at Air Force, 3-12-2025, and at Minnesota, 4-8-2025
Putouts: N/A
Assists: 2, at North Dakota State, 5-3-2026
Errors: N/A



AVON BARNEY
6-1, 210, Fr.
Left-Handed Pitcher
Sheridan, Wyoming
Big Horn H.S.

SEASON/CAREER HIGHS

Innings Pitched: 2.0, at Incarnate Word, 2-18-2026
Hits Allowed: 4, at UTSA, 2-14-2026
Runs Allowed: 4, at Minnesota, 4-8-2026
Earned Runs Allowed: 4, at Minnesota, 4-8-2026
Bases on Balls: 5, at Incarnate Word, 2-18-2026
Hit Batters: 1, four times (last: at Minnesota, 4-8-2026)
Strikeouts: 3, at Incarnate Word, 2-18-2026
Doubles Allowed: 1, at UTSA, 2-14-2026, and at Omaha, 5-15-2026
Triples Allowed: N/A
Home Runs Allowed: N/A
Wild Pitches: 1, at UTSA, 2-14-2026, and at Incarnate Word, 2-18-2026
Putouts: N/A
Assists: N/A
Errors: N/A



BRADY BROWN
5-10, 190, So.
Outfielder
Blair, Nebraska
Blair H.S.


SEASON HIGHS

At-Bats: 4, at UTSA, 2-14-2026
Runs: 2, at Tarleton State, 2-22-2026, and vs. Midland, 4-14-2026
Hits: 2, vs. Midland, 4-14-2026
RBIs: 3, vs. Midland, 4-14-2026
Doubles: N/A
Triples: N/A
Home Runs: N/A
Bases on Balls: 1, four times (last: vs. Minnesota Morris, 4-29-2026)
Hit By Pitch: ^3, at Tarleton State, 2-22-2026
Strikeouts: 2, at Oklahoma State, 3-17-2026, and at Creighton, 3-25-2026
Stolen Bases: 1, vs. Midland, 4-14-2026
Sacrifice Bunts: N/A
Sacrifice Flies: 1, at UTSA, 2-13-2026, and vs. Briar Cliff, 4-22-2026
Putouts: 7, at Oklahoma State, 3-17-2026
Assists: 1, vs. Oral Roberts, 4-18-2026
Errors: 1, at UTSA, 2-15-2026

CAREER HIGHS

At-Bats: 5, vs. Oral Roberts, 5-15-2025 [Game 2]
Runs: 2, at Tarleton State, 2-22-2026, and vs. Midland, 4-14-2026
Hits: 2, vs. Midland, 4-14-2026
RBIs: 3, vs. Midland, 4-14-2026
Doubles: 1, vs. Oral Roberts, 5-15-2025 [Game 2]
Triples: N/A
Home Runs: N/A
Bases on Balls: 1, six times (last: vs. Minnesota Morris, 4-29-2026)
Hit By Pitch: ^3, at Tarleton State, 2-22-2026
Strikeouts: 2, three times (last: at Creighton, 3-25-2026)
Stolen Bases: 1, vs. Midland, 4-14-2026
Sacrifice Bunts: N/A
Sacrifice Flies: 1, at UTSA, 2-13-2026, and vs. Briar Cliff, 4-22-2026
Putouts: 7, at Oklahoma State, 3-17-2026
Assists: 1, vs. Oral Roberts, 4-18-2026
Errors: 1, at UTSA, 2-15-2026
^ Tied SDSU single-game record in Division I era (since 2005)

2026 JACKRABBIT BASEBALL SEASON/CAREER HIGHS



LOGAN CAMPBELL
6-2, 195, Fr.
Right-Handed Pitcher/Utility
Lakeville, Minnesota
Lakeville North H.S.




LUKE EVENSON
5-10, 165, Fr.
Catcher/Outfielder
Auburn, Washington
Bellevue Christian School

SEASON/CAREER PITCHING & FIELDING HIGHS

Innings Pitched: 2.1, at UTSA, 2-15-2026
Hits Allowed: 4, at Incarnate Word, 2-18-2026
Runs Allowed: 5, vs. Northern Colorado, 4-25-2026
Earned Runs Allowed: 5, vs. Northern Colorado, 4-25-2026
Bases on Balls: 3, at Incarnate Word, 2-17-2026
Hit Batters: 2, five times (last: vs. Minnesota Morris, 4-29-2026)
Strikeouts: 2, three times (last: vs. Briar Cliff, 4-22-2026)
Doubles Allowed: 1, at Oklahoma State, 3-18-2026, and vs. Briar Cliff, 4-22-2026
Triples Allowed: N/A
Home Runs Allowed: 2, at Incarnate Word, 2-18-2026
Wild Pitches: 1, three times (last: at Creighton, 3-25-2026)
Putouts: 1, three times (last: at Creighton, 3-25-2026)
Assists: 1, four times (last: vs. Minnesota Morris, 4-29-2026)
Errors: N/A

SEASON/CAREER HIGHS

At-Bats: 3, seven times (last: at North Dakota State, 5-3-2026)
Runs: 4, vs. Briar Cliff, 4-22-2026
Hits: 2, vs. Briar Cliff, 4-22-2026
RBIs: 3, vs. Briar Cliff, 4-22-2026
Doubles: N/A
Triples: N/A
Home Runs: 2, vs. Briar Cliff, 4-22-2026
Total Bases: 8, vs. Briar Cliff, 4-22-2026
Bases on Balls: 2, five times (last: at North Dakota State, 5-3-2026)
Hit By Pitch: 1, at UTSA, 2-13-2026, and at Tarleton State, 2-21-2026
Strikeouts: 3, vs. Minnesota Morris, 4-29-2026
Stolen Bases: 1, vs. Southern Illinois, 3-8-2026
Sacrifice Bunts: 2, vs. North Dakota State, 3-21-2026 [Game 2]
Sacrifice Flies: N/A
Putouts: 11, vs. Briar Cliff, 4-22-2026, and at North Dakota State, 5-2-2026
Assists: 2, at North Dakota State, 5-2-2026
Errors: 1, at North Dakota State, 5-1-2026




CALEB DUERR
6-4, 185, So.
Right-Handed Pitcher
West Fargo, N.D.
West Fargo Sheyenne H.S.

SEASON HIGHS

• Has not played in 2026

CAREER HIGHS

Innings Pitched: 6.2, at St. Thomas, 4-18-2025
Hits Allowed: 9, vs. Oral Roberts, 5-16-2025
Runs Allowed: 7, vs. Oral Roberts, 5-16-2025
Earned Runs Allowed: 5, four times (last: vs. Oral Roberts, 5-16-2025)
Bases on Balls: 4, three times (last: vs. Northern Colorado, 5-3-2025)
Hit Batters: 2, vs. Oral Roberts, 5-16-2025, and at Omaha, 5-22-2025
Strikeouts: 7, vs. North Dakota State, 4-26-2025 [Game 1], and vs. Oral Roberts, 5-16-2025
Doubles Allowed: 4, at Omaha, 5-10-2025
Triples Allowed: N/A
Home Runs Allowed: 1, at Saint Louis, 3-9-2025, and at Omaha, 5-22-2025
Wild Pitches: 3, at Northern Colorado, 3-16-2025
Putouts: 1, three times (last: vs. Oral Roberts, 5-16-2025)
Assists: 5, vs. St. Thomas, 3-22-2025 [Game 2]
Errors: 1, vs. North Dakota State, 4-26-2025 [Game 1]




TRAVIS FINNEY
5-10, 185, Jr.
Infielder
East Bentleigh, Australia
Bentleigh Secondary School
Yakima Valley College (Wash.)

SEASON/CAREER HIGHS

At-Bats: 5, at Incarnate Word, 2-17-2026, and at Incarnate Word, 2-18-2026
Runs: 3, at Incarnate Word, 2-18-2026
Hits: 2, four times (last: at St. Thomas, 4-11-2026)
RBIs: 1, nine times (last: at Omaha, 5-15-2026)
Doubles: 1, four times (last: vs. Minnesota Morris, 4-29-2026)
Triples: N/A
Home Runs: N/A
Bases on Balls: 2, at Tarleton State, 2-21-2026
Hit By Pitch: ^3, vs. Briar Cliff, 4-22-2026
Strikeouts: 2, vs. Northwestern, 3-6-2026, and at Minnesota, 3-7-2026
Stolen Bases: 1, vs. Briar Cliff, 4-22-2026
Sacrifice Bunts: 1, at UTSA, 2-14-2026, and at Tarleton State, 2-21-2026
Sacrifice Flies: 1, vs. Northwestern, 3-6-2026
Putouts: 3, at Tarleton State, 2-22-2026, and at St. Thomas, 4-11-2026
Assists: 7, at Tarleton State, 2-21-2026
Errors: 1, vs. North Dakota State, 3-21-2026 [Game 1]
^ Tied SDSU single-game record in Division I era (since 2005)

2026 JACKRABBIT BASEBALL SEASON/CAREER HIGHS



DAYTON FRANKE
6-2, 230, So.
First Baseman
Plymouth, Minnesota
Robbinsdale Armstrong H.S.


SEASON HIGHS

At-Bats: 6, at Northern Colorado, 3-28-2026
Runs: 2, five times (last: at St. Thomas, 4-11-2026)
Hits: 3, at St. Thomas, 4-10-2026 [Game 1]
RBIs: 5, at Incarnate Word, 2-18-2026
Doubles: 2, at Northern Colorado, 3-28-2026
Triples: N/A
Home Runs: 1, four times (last: at Omaha, 5-14-2026)
Total Bases: 6, at Nebraska, 3-4-2026
Bases on Balls: 2, at Minnesota, 4-8-2026, and vs. Oral Roberts, 4-18-2026
Hit By Pitch: ^3, at Incarnate Word, 2-17-2026
Strikeouts: 3, at Tarleton State, 2-21-2026
Stolen Bases: N/A
Sacrifice Bunts: 1, at Tarleton State, 2-21-2026
Sacrifice Flies: 1, four times (last: at Omaha, 5-14-2026)
Putouts: 13, at Tarleton State, 2-21-2026, and at Central Arkansas, 2-27-2026
Assists: 2, three times (last: at Northern Colorado, 3-28-2026)
Errors: 1, at Minnesota, 4-8-2026, and at Omaha, 5-15-2026

CAREER HIGHS

At-Bats: 6, at Northern Colorado, 3-28-2026
Runs: 3, vs. Oral Roberts, 5-15-2025 [Game 2]
Hits: 3, vs. Oral Roberts, 5-15-2025 [Game 2], and at St. Thomas, 4-10-2026 [Game 1]
RBIs: 5, vs. Northwestern (Iowa), 4-22-2025, and at Incarnate Word, 2-18-2026
Doubles: 2, at Northern Colorado, 3-28-2026
Triples: N/A
Home Runs: 3, vs. Oral Roberts, 5-15-2025 [Game 2]
Total Bases: 12, vs. Oral Roberts, 5-15-2025 [Game 2]
Bases on Balls: 2, four times (last: vs. Oral Roberts, 4-18-2026)
Hit By Pitch: ^3, at Incarnate Word, 2-17-2026
Strikeouts: 3, at Tarleton State, 2-21-2026
Sacrifice Bunts: 1, at Tarleton State, 2-21-2026
Sacrifice Flies: 1, six times (last: at Omaha, 5-14-2026)
Putouts: 13, at Tarleton State, 2-21-2026, and at Central Arkansas, 2-27-2026
Assists: 2, five times (last: at Northern Colorado, 3-28-2026)
Errors: 2, vs. St. Thomas, 3-21-2025

^ Tied SDSU single-game record in Division I era (since 2005)



NOLAN GRAWE
6-3, 190, So.
Infielder
Cedar Rapids, Iowa
Cedar Rapids Kennedy H.S.

SEASON HIGHS

At-Bats: 6, at North Dakota State, 5-2-2026, and vs. St. Thomas, 5-8-2026
Runs: 4, vs. Minnesota Morris, 4-29-2026
Hits: 4, vs. Midland, 4-14-2026, and vs. St. Thomas, 5-8-2026
RBIs: 4, vs. Midland, 4-14-2026
Doubles: 2, three times (last: vs. St. Thomas, 5-8-2026)
Triples: 1, five times (last: at Omaha, 5-16-2026)

Home Runs: 1, six times (last: at Omaha, 5-14-2026)
Total Bases: 9, vs. Midland, 4-14-2026
Bases on Balls: 3, at Incarnate Word, 2-17-2026, and vs. Northern Colorado, 4-24-2026
Hit By Pitch: 1, four times (last: vs. Minnesota Morris, 4-29-2026)
Strikeouts: 3, at Kansas State, 3-11-2026, and at St. Thomas, 4-11-2026
Stolen Bases: 1, seven times (last: at Omaha, 5-16-2026)
Sacrifice Bunts: 1, at Central Arkansas, 3-1-2026, and vs. North Dakota State, 3-21-2026 [Game 2]
Sacrifice Flies: 1, three times (last: at Oral Roberts, 3-13-2026)
Putouts: 6, vs. North Dakota State, 3-20-2026
Assists: 4, five times (last: at Omaha, 5-16-2026)
Errors: 1, four times (last: at Omaha, 5-16-2026)

CAREER HIGHS

At-Bats: 6, at North Dakota State, 5-2-2026, and vs. St. Thomas, 5-8-2026
Runs: 4, vs. Northwestern (Iowa), 4-22-2025, and vs. Minnesota Morris, 4-29-2026
Hits: 4, vs. Midland, 4-14-2026, and vs. St. Thomas, 5-8-2026
RBIs: 4, at Omaha, 5-22-2025, and vs. Midland, 4-14-2026
Doubles: 2, three times (last: vs. St. Thomas, 5-8-2026)
Triples: 1, five times (last: at Omaha, 5-16-2026)
Home Runs: 1, eight times (last: at Omaha, 5-14-2026)
Total Bases: 9, vs. Midland, 4-14-2026
Bases on Balls: 3, at Incarnate Word, 2-17-2026, and vs. Northern Colorado, 4-24-2026
Hit By Pitch: 1, six times (last: vs. Minnesota Morris, 4-29-2026)
Strikeouts: 3, three times (last: at St. Thomas, 4-11-2026)
Stolen Bases: 1, nine times (last: at North Dakota State, 5-1-2026)
Sacrifice Bunts: 1, five times (last: vs. North Dakota State, 3-21-2026 [Game 2])
Sacrifice Flies: 1, six times (last: at Oral Roberts, 3-13-2026)
Putouts: 6, vs. North Dakota State, 3-20-2026
Assists: 5, vs. Creighton, 4-23-2025
Errors: 2, vs. Oral Roberts, 5-15-2025 [Game 2]



AUSTIN HENRY
6-5, 220, Jr.
Right-Handed Pitcher
Dell Rapids, South Dakota
Dell Rapids H.S.
Missouri

SEASON/CAREER HIGHS

Innings Pitched: 2.1, at Minnesota, 3-7-2026
Hits Allowed: 2, at North Dakota State, 5-1-2026
Runs Allowed: 3, vs. Northern Colorado, 4-25-2026
Earned Runs Allowed: 3, vs. Northern Colorado, 4-25-2026
Bases on Balls: 3, six times (last: at Omaha, 5-14-2026)
Hit Batters: 1, vs. Buena Vista, 4-28-2026
Strikeouts: 3, at Incarnate Word, 2-18-2026
Doubles Allowed: 1, at Oklahoma State, 3-17-2026
Triples Allowed: N/A
Home Runs Allowed: 1, at Oklahoma State, 3-18-2026
Wild Pitches: 1, at Minnesota, 4-8-2026, and at North Dakota State, 5-1-2026
Putouts: 1, at Oklahoma State, 3-17-2026
Assists: 1, three times (last: at North Dakota State, 5-1-2026)
Errors: N/A

2026 JACKRABBIT BASEBALL SEASON/CAREER HIGHS



TREY HUSAR
6-3, 185, Fr.
Left-Handed Pitcher/Outfielder
Harwood, North Dakota
Northern Cass H.S.

SEASON/CAREER HITTING & FIELDING HIGHS

At-Bats: 1, at UTSA, 2-14-2026
Runs: 1, three times (last: at Omaha, 5-15-2026)
Hits: N/A
RBIs: N/A
Doubles: N/A
Triples: N/A
Home Runs: N/A
Total Bases: N/A
Bases on Balls: N/A
Hit By Pitch: N/A
Strikeouts: 1, at UTSA, 2-14-2026
Stolen Bases: N/A
Putouts: 1, at Omaha, 5-15-2026
Assists: 1, vs. Oral Roberts, 4-18-2026
Errors: 1, at Incarnate Word, 2-18-2026, and vs. Briar Cliff, 4-22-2026

SEASON/CAREER PITCHING HIGHS

Innings Pitched: 2.2, vs. Briar Cliff, 4-22-2026
Hits Allowed: 6, vs. Oral Roberts, 4-18-2026
Runs Allowed: 6, vs. Oral Roberts, 4-18-2026
Earned Runs Allowed: 6, vs. Oral Roberts, 4-18-2026
Bases on Balls: 3, three times (last: vs. Minnesota Morris, 4-29-2026)
Hit Batters: 2, at Nebraska, 3-4-2026, and vs. Oral Roberts, 4-18-2026
Strikeouts: 4, vs. Midland, 4-14-2026
Doubles Allowed: 1, three times (last: vs. Minnesota Morris, 4-29-2026)
Triples Allowed: N/A
Home Runs Allowed: 1, at UTSA, 2-13-2026
Wild Pitches: 3, at Oklahoma State, 3-18-2026

Assists: 7, vs. St. Thomas, 5-8-2026
Errors: 2, vs. Oral Roberts, 4-17-2026

SEASON PITCHING HIGHS

• Has not pitched in 2026

CAREER HITTING & FIELDING HIGHS

At-Bats: 6, at Incarnate Word, 2-17-2026
Runs: 4, vs. North Dakota State, 3-21-2026 [Game 1]
Hits: 3, three times (last: at Omaha, 5-16-2026)
RBIs: 4, at Omaha, 5-16-2026
Doubles: 2, vs. North Dakota State, 3-21-2026 [Game 2]
Triples: 1, vs. Southwest Minnesota State, 3-25-2025, and vs. St. Thomas, 5-8-2026
Home Runs: 1, four times (last: at Omaha, 5-16-2026)
Total Bases: 6, vs. Northern Colorado, 5-2-2025, and at Omaha, 5-16-2026
Bases on Balls: 2, at Omaha, 5-9-2025, and vs. Briar Cliff, 4-22-2026
Hit By Pitch: 2, at St. Thomas, 4-17-2025
Strikeouts: 4, at St. Louis, 3-7-2025
Stolen Bases: 1, six times (last: vs. North Dakota State, 3-21-2026 [Game 1])
Sacrifice Bunts: 1, four times (last: vs. St. Thomas, 5-10-2026)
Sacrifice Flies: 1, three times (last: vs. Briar Cliff, 4-22-2026)
Putouts: 4, three times (last: at Minnesota, 4-8-2026)
Assists: 7, vs. St. Thomas, 5-8-2026
Errors: 2, vs. Omaha, 4-13-2025, and vs. Oral Roberts, 5-17-2025

CAREER PITCHING HIGHS

Innings Pitched: 2.0, vs. Creighton, 4-23-2025, and vs. Oral Roberts, 5-21-2025
Hits Allowed: 4, vs. Creighton, 4-23-2025
Runs Allowed: 5, vs. Creighton, 4-23-2025, and vs. Oral Roberts, 5-15-2025 [Game 2]
Earned Runs Allowed: 5, vs. Creighton, 4-23-2025
Bases on Balls: 3, vs. St. Thomas, 3-22-2025 [Game 1]
Hit Batters: 2, vs. Creighton, 4-23-2025, and vs. Oral Roberts, 5-21-2025
Strikeouts: 2, three times (last: vs. Oral Roberts, 5-21-2025)
Doubles Allowed: 2, vs. Creighton, 4-23-2025
Triples Allowed: N/A
Home Runs Allowed: 2, vs. Oral Roberts, 5-15-2025 [Game 2]
Wild Pitches: 1, at Air Force, 3-12-2025, and vs. St. Thomas, 3-22-2025 [Game 1]



KEAGEN JIRSCHLE
5-11, 190, So.
Infielder/Right-Handed Pitcher
Wausau, Wisconsin
Mosinee H.S.

SEASON HITTING & FIELDING HIGHS

At-Bats: 6, at Incarnate Word, 2-17-2026
Runs: 4, vs. North Dakota State, 3-21-2026 [Game 1]
Hits: 3, vs. North Dakota State, 3-21-2026 [Game 2], and at Omaha, 5-16-2026
RBIs: 4, at Omaha, 5-16-2026
Doubles: 2, vs. North Dakota State, 3-21-2026 [Game 2]
Triples: 1, vs. Oral Roberts, 4-19-2026, and vs. St. Thomas, 5-8-2026
Home Runs: 1, at Oral Roberts, 3-15-2026, and at Omaha, 5-16-2026
Total Bases: 6, at Omaha, 5-16-2026
Bases on Balls: 2, vs. Briar Cliff, 4-22-2026
Hit By Pitch: 1, 10 times (last: at Omaha, 5-15-2026)
Strikeouts: 3, vs. Northern Colorado, 4-24-2026
Stolen Bases: 1, five times (last: at Omaha, 5-15-2026)
Sacrifice Bunts: 1, three times (last: vs. St. Thomas, 5-10-2026)
Sacrifice Flies: 1, at Northern Colorado, 3-28-2026, and vs. Briar Cliff, 4-22-2026
Putouts: 4, vs. Southern Illinois, 3-8-2026, and at Minnesota, 4-8-2026


2026 JACKRABBIT BASEBALL SEASON/CAREER HIGHS



LUKE JONES
6-0, 200, Jr.
Catcher
Gilbert, Arizona
Campo Verde H.S.
South Mountain CC (Ariz.)

SEASON/CAREER HIGHS

At-Bats: 5, at Incarnate Word, 2-17-2026, and at Oklahoma State, 3-17-2026
Runs: 3, vs. Midland, 4-14-2026
Hits: 3, vs. Midland, 4-14-2026
RBIs: 4, at Incarnate Word, 2-17-2026
Doubles: 1, vs. North Dakota State, 3-21-2026 [Game 1], and vs. Midland, 4-14-2026
Triples: N/A
Home Runs: 1, at Incarnate Word, 2-17-2026
Total Bases: 4, at Incarnate Word, 2-17-2026, and vs. Midland, 4-14-2026
Bases on Balls: 2, four times (last: vs. St. Thomas, 5-9-2026)
Hit By Pitch: 2, vs. Briar Cliff, 4-22-2026
Strikeouts: 2, four times (last: at Omaha, 5-14-2026)
Stolen Bases: 1, three times (last: vs. St. Thomas, 5-8-2026)
Sacrifice Bunts: 2, vs. Omaha, 5-13-2026
Sacrifice Flies: N/A
Putouts: 12, vs. Northern Colorado, 4-24-2026
Assists: 2, three times (last: at Omaha, 5-16-2026)
Errors: 2, vs. St. Thomas, 5-9-2026



WILL KENT
6-1, 185, Jr.
Right-Handed Pitcher
Rosemount, Minnesota
Rosemount H.S.

SEASON HIGHS

Innings Pitched: 2.1, at UTSA, 2-13-2026
Hits Allowed: 4, at UTSA, 2-13-2026
Runs Allowed: 5, at UTSA, 2-13-2026
Earned Runs Allowed: 5, at UTSA, 2-13-2026
Bases on Balls: 3, at UTSA, 2-13-2026, and at Creighton, 3-25-2026
Hit Batters: 1, three times (last: at Minnesota, 4-8-2026)
Strikeouts: 1, at Incarnate Word, 2-18-2026, and at Oklahoma State, 3-18-2026
Doubles Allowed: 1, at UTSA, 2-13-2026
Triples Allowed: N/A
Home Runs Allowed: 2, at UTSA, 2-13-2026
Wild Pitches: 1, at UTSA, 2-13-2026, and at Creighton, 3-25-2026
Putouts: N/A
Assists: N/A
Errors: N/A

CAREER HIGHS

Innings Pitched: 5.2, at Nebraska, 4-26-2023
Hits Allowed: 8, at New Mexico, 2-24-2024 [Game 2]
Runs Allowed: 8, at Minnesota, 5-16-2023, and at Kansas State, 3-13-2024
Earned Runs Allowed: 8, at Minnesota, 5-16-2023
Bases on Balls: 5, at Western Illinois, 4-8-2023, and at Kansas State, 3-13-2024
Hit Batters: 3, at New Mexico, 2-24-2024 [Game 2], and at Dayton, 3-8-2024 [Game 2]
Strikeouts: 6, at New Mexico State, 2-18-2024, and vs. Northwestern (Iowa), 4-9-2024

Doubles Allowed: 2, four times (last: at Minnesota, 4-17-2024)
Triples Allowed: 1, three times (last: at Nebraska, 5-8-2024)
Home Runs Allowed: 2, at UTSA, 2-13-2026
Wild Pitches: 3, at Utah Tech, 3-3-23
Putouts: 1, at Nebraska, 4-26-23, and vs. Oral Roberts, 4-27-2024 [Game 1]
Assists: 1, six times (last: vs. Omaha, 5-16-2024)
Errors: N/A



JACK KRUGER
6-4, 220, Jr.
Right-Handed Pitcher
Belle Plaine, Minnesota
Belle Plaine H.S.

SEASON HIGHS

• Has not played in 2026

CAREER HIGHS

Innings Pitched: 6.2, at Minnesota, 3-8-2023
Hits Allowed: 11, at New Mexico State, 2-19-2024
Runs Allowed: 10, vs. Oral Roberts, 5-25-2023
Earned Runs Allowed: 7, at New Mexico State, 2-19-2024
Bases on Balls: 4, six times (last: at Creighton, 3-19-2024)
Hit Batters: 2, at Dayton, 3-10-2024
Strikeouts: 5, vs. Northwestern (Iowa), 4-18-2023
Doubles Allowed: 3, at New Mexico State, 2-19-2024
Triples Allowed: 1, at New Mexico State, 2-19-2024
Home Runs Allowed: 2, vs. Northern Colorado, 3-28-2024
Wild Pitches: 3, vs. Oral Roberts, 5-25-23, and at New Mexico State, 2-19-2024
Putouts: 2, at Little Rock, 2-19-2023
Assists: 3, at Minnesota, 3-8-2023
Errors: 2, vs. Oral Roberts, 5-25-2023, and at Creighton, 3-19-2024



MASON LANG
6-1, 205, So.
Catcher/Infielder
Chaska, Minnesota
Chanhassen H.S.

SEASON HIGHS

At-Bats: 4, at Oklahoma State, 3-18-2026
Runs: 1, three times (last: vs. Minnesota Morris, 4-29-2026)
Hits: 2, at Oklahoma State, 3-18-2026
RBIs: 3, at Oklahoma State, 3-18-2026, and vs. Minnesota Morris, 4-29-2026
Doubles: N/A
Triples: 1, at Northern Colorado, 3-28-2026
Home Runs: 1, at Oklahoma State, 3-18-2026, and vs. Minnesota Morris, 4-29-2026
Total Bases: 5, at Oklahoma State, 3-18-2026
Bases on Balls: 1, at Oklahoma State, 3-18-2026, and vs. Oral Roberts, 4-18-2026
Hit By Pitch: 1, at Northern Colorado, 3-29-2026
Strikeouts: 2, at Oklahoma State, 3-18-2026
Stolen Bases: N/A
Putouts: N/A
Assists: N/A
Errors: N/A

2026 JACKRABBIT BASEBALL SEASON/CAREER HIGHS

MASON LANG'S CAREER HIGHS

At-Bats: 4, at Oklahoma State, 3-18-2026
Runs Scored: 1, four times (last: vs. Minnesota Morris, 4-29-2026)
Hits: 2, at Kansas, 4-2-2025, and at Oklahoma State, 3-18-2026
RBIs: 3, at Oklahoma State, 3-18-2026, and vs. Minnesota Morris, 4-29-2026
Doubles: N/A
Triples: 1, at Northern Colorado, 3-28-2026
Home Runs: 1, at Oklahoma State, 3-18-2026, and vs. Minnesota Morris, 4-29-2026
Total Bases: 5, at Oklahoma State, 3-18-2026
Bases on Balls: 1, five times (last: vs. Oral Roberts, 4-18-2026)
Hit By Pitch: 1, at Northern Colorado, 3-29-2026
Strikeouts: 2, three times (last: at Oklahoma State, 3-18-2026)
Putouts: 7, vs. Southwest Minnesota State, 3-25-2025
Assists: 2, vs. Southwest Minnesota State, 3-25-2025
Errors: N/A



TY MADISON

6-2, 225, Sr.

Right-Handed Pitcher

Omaha, Nebraska

Westside H.S.

Des Moines Area Community College

SEASON HIGHS

Innings Pitched: 7.2, at North Dakota State, 5-2-2026
Hits Allowed: 9, at UTSA, 2-13-2026
Runs Allowed: 8, at UTSA, 2-13-2026
Earned Runs Allowed: 8, at UTSA, 2-13-2026
Bases on Balls: 2, three times (last: vs. St. Thomas, 5-8-2026)
Hit Batters: 2, at Tarleton State, 2-20-2026
Strikeouts: 10, at North Dakota State, 5-2-2026
Doubles Allowed: 3, vs. Northwestern, 3-6-2026
Triples Allowed: 1, at Central Arkansas, 2-27-2026
Home Runs Allowed: 1, six times (last: at St. Thomas, 4-10-2026 [Game 2])
Wild Pitches: 1, five times (last: at North Dakota State, 5-2-2026)
Putouts: 2, vs. North Dakota State, 3-20-2026
Assists: 1, seven times (last: vs. St. Thomas, 5-10-2026)
Errors: N/A

SEASON/CAREER HIGHS

Innings Pitched: 7.2, at North Dakota State, 5-2-2026
Hits Allowed: 9, at UTSA, 2-13-2026
Runs Allowed: 8, at UTSA, 2-13-2026
Earned Runs Allowed: 8, at UTSA, 2-13-2026
Bases on Balls: 3, at Pacific (Calif.), 2-21-2025
Hit Batters: 2, at Tarleton State, 2-20-2026
Strikeouts: 10, at North Dakota State, 5-2-2026
Doubles Allowed: 3, vs. Northwestern, 3-6-2026
Triples Allowed: 1, at Saint Louis, 3-7-2025, and at Central Arkansas, 2-27-2026
Home Runs Allowed: 2, at Sacramento State, 2-27-2025
Wild Pitches: 2, at Northern Colorado, 3-15-2025 [Game 2]
Putouts: 2, vs. North Dakota State, 3-20-2026
Assists: 1, 10 times (last: vs. St. Thomas, 5-10-2026)
Errors: 1, at Pacific (Calif.), 2-21-2025



LUKE LUSKEY

5-11, 230, Jr.

First Baseman/Designated Hitter

Green Isle, Minnesota

Belle Plaine H.S.


SEASON HIGHS

At-Bats: 6, at North Dakota State, 5-3-2026
Runs: 4, at North Dakota State, 5-3-2026
Hits: 4, at North Dakota State, 5-3-2026
RBIs: 7, at North Dakota State, 5-3-2026
Doubles: 1, eight times (last: at North Dakota State, 5-3-2026)
Triples: 1, at UTSA, 2-15-2026
Home Runs: 2, vs. North Dakota State, 3-21-2026 [Game 1], and at North Dakota State, 5-3-2026
Total Bases: 11, at North Dakota State, 5-3-2026
Bases on Balls: 3, at Incarnate Word, 2-18-2026
Hit By Pitch: 2, vs. North Dakota State, 3-20-2026, and vs. Northern Colorado, 4-24-2026
Strikeouts: 5, at Creighton, 3-25-2026
Stolen Bases: 1, vs. Midland, 4-14-2026, and vs. St. Thomas, 5-10-2026
Sacrifice Flies: 1, at St. Thomas, 4-10-2026 [Game 1], and at St. Thomas, 4-11-2026
Putouts: 9, vs. Northwestern, 3-6-2026, and at Kansas State, 3-11-2026
Assists: 2, at Omaha, 5-13-2026
Errors: 1, four times (last: vs. North Dakota State, 3-21-2026 [Game 1])

CAREER HIGHS

At-Bats: 6, three times (last: at North Dakota State, 5-3-2026)
Runs: 4, at North Dakota State, 5-3-2026
Hits: 4, at North Dakota State, 5-3-2026
RBIs: 8, vs. Northwestern (Iowa), 4-22-2025
Doubles: 1, 24 times (last: vs. Buena Vista, 4-28-2026)
Triples: 1, vs. Dakota Wesleyan, 4-9-2025, and at UTSA, 2-15-2026
Home Runs: 2, five times (last: at North Dakota State, 5-3-2026)
Total Bases: 11, at North Dakota State, 5-3-2026
Bases on Balls: 3, at Incarnate Word, 2-18-2026
Hit By Pitch: 2, at Oral Roberts, 3-17-2024, and vs. North Dakota State, 3-20-2026
Strikeouts: 5, at Creighton, 3-25-2026
Stolen Bases: 1, seven times (last: vs. St. Thomas, 5-10-2026)
Sacrifice Bunts: 1, at Oral Roberts, 3-15-2024
Sacrifice Flies: 1, seven times (last: at St. Thomas, 4-11-2026)
Putouts: 13, at SIU-Edwardsville, 3-2-2024 [Games 1 and 2]
Assists: 3, vs. North Dakota State, 5-11-2024
Errors: 1, six times (last: vs. North Dakota State, 3-21-2026 [Game 1])

2026 JACKRABBIT BASEBALL SEASON/CAREER HIGHS



DREW McDOWELL
6-2, 225, So.
Right-Handed Pitcher
Billings, Montana
Billings West H.S.

SEASON HIGHS

Innings Pitched: 6.0, vs. Buena Vista, 4-28-2026, and vs. Omaha, 5-13-2026
Hits Allowed: 4, three times (last: at Northern Colorado, 3-28-2026)
Runs Allowed: 4, vs. Oral Roberts, 4-18-2026
Earned Runs Allowed: 4, vs. Oral Roberts, 4-18-2026
Bases on Balls: 3, three times (last: vs. Omaha, 5-13-2026)
Hit Batters: 2, at Northern Colorado, 3-28-2026, and vs. Omaha, 5-13-2026
Strikeouts: 7, vs. Buena Vista, 4-28-2026, and vs. Omaha, 5-13-2026
Doubles Allowed: 1, vs. North Dakota State, 3-20-2026
Triples Allowed: N/A
Home Runs Allowed: 2, vs. North Dakota State, 3-20-2026
Wild Pitches: 2, vs. Omaha, 5-13-2026
Putouts: 2, vs. Omaha, 5-13-2026
Assists: 1, at Oral Roberts, 3-13-2026, and vs. Buena Vista, 4-28-2026
Errors: N/A

CAREER HIGHS

Innings Pitched: 6.0, vs. Buena Vista, 4-28-2026, and vs. Omaha, 5-13-2026
Hits Allowed: 5, vs. Creighton, 4-23-2025
Runs Allowed: 5, vs. Creighton, 4-23-2025
Earned Runs Allowed: 5, vs. Creighton, 4-23-2025
Bases on Balls: 3, five times (last: vs. Omaha, 5-13-2026)
Hit Batters: 2, at Northern Colorado, 3-28-2026, and vs. Omaha, 5-13-2026
Strikeouts: 7, vs. Buena Vista, 4-28-2026, and vs. Omaha, 5-13-2026
Doubles Allowed: 2, at Air Force, 3-12-2025
Triples Allowed: 1, at Air Force, 3-12-2025, and at Kansas, 4-2-2025
Home Runs Allowed: 2, vs. North Dakota State, 3-20-2026
Wild Pitches: 2, four times (last: vs. Omaha, 5-13-2026)
Putouts: 2, vs. Omaha, 4-13-2026
Assists: 1, at Oral Roberts, 3-13-2026, and vs. Buena Vista, 4-28-2026
Errors: N/A

Putouts: 1, three times (last: at North Dakota, 5-3-2026)
Assists: 1, four times (last: at Omaha, 5-15-2026)
Errors: N/A



DYLAN RICHARDSON
6-3, 230, Jr.
Right-Handed Pitcher
Vancouver, Washington
Union H.S.
Edmonds College (Wash.)

SEASON/CAREER HIGHS

Innings Pitched: 3.0, at Minnesota, 4-8-2026
Hits Allowed: 5, at UTSA, 2-14-2026
Runs Allowed: 5, at Incarnate Word, 2-17-2026
Earned Runs Allowed: 5, at Incarnate Word, 2-17-2026
Bases on Balls: 5, at Incarnate Word, 2-17-2026
Hit Batters: 3, at Oral Roberts, 3-15-2026
Strikeouts: 3, at UTSA, 2-14-2026
Doubles Allowed: 2, vs. St. Thomas, 5-8-2026
Triples Allowed: N/A
Home Runs Allowed: 1, at Incarnate Word, 2-17-2026, and vs. Oral Roberts, 4-17-2026
Wild Pitches: 1, at Incarnate Word, 2-17-2026, and vs. Northern Colorado, 4-24-2026
Putouts: 1, at Incarnate Word, 2-17-2026, and at St. Thomas, 4-11-2026
Assists: N/A
Errors: 1, at Oklahoma State, 3-18-2026



KADEN RYLANCE
6-0, 225, Fr.
Right-Handed Pitcher
Watertown, South Dakota
Watertown H.S.

SEASON/CAREER HIGHS

Innings Pitched: 6.0, at St. Thomas, 4-11-2026
Hits Allowed: 6, at Incarnate Word, 2-17-2026
Runs Allowed: 6, vs. Oral Roberts, 4-19-2026
Earned Runs Allowed: 6, vs. Oral Roberts, 4-19-2026
Bases on Balls: 5, at Northern Colorado, 3-29-2026
Hit Batters: 2, three times (last: vs. St. Thomas, 5-10-2026)
Strikeouts: 5, at Oklahoma State, 3-17-2026, and at St. Thomas, 4-11-2026
Doubles Allowed: 2, four times (last: vs. St. Thomas, 5-10-2026)
Triples Allowed: 1, at Incarnate Word, 2-17-2026
Home Runs Allowed: 1, at Incarnate Word, 2-17-2026, and at Omaha, 5-16-2026
Wild Pitches: N/A
Putouts: N/A
Assists: 2, vs. Oral Roberts, 4-19-2026
Errors: N/A




SAM NOVOTNY
6-2, 200, Jr.
Right-Handed Pitcher
Omaha, Nebraska
Millard West H.S.
Johnson County CC (Kan.)

SEASON/CAREER HIGHS

Innings Pitched: 7.2, vs. North Dakota State, 3-21-2026 [Game 2]
Hits Allowed: 10, at Omaha, 5-15-2026
Runs Allowed: 11, at UTSA, 2-15-2026
Earned Runs Allowed: 8, at UTSA, 2-15-2026
Bases on Balls: 4, at UTSA, 2-15-2026, and vs. St. Thomas, 5-9-2026
Hit Batters: 1, four times (last: at North Dakota State, 5-3-2026)
Strikeouts: 9, vs. North Dakota State, 3-21-2026 [Game 2]
Doubles Allowed: 3, three times (last: at Omaha, 5-15-2026)
Triples Allowed: 2, at Northern Colorado, 3-28-2026
Home Runs Allowed: 2, vs. Oral Roberts, 4-18-2026, and at North Dakota State, 5-3-2026
Wild Pitches: 1, four times (last: at Omaha, 5-15-2026)

2026 JACKRABBIT BASEBALL SEASON/CAREER HIGHS




SAM SCHLECHT
6-6, 225, Sr.
Right-Handed Pitcher
Maple Grove, Minnesota
Wayzata H.S.
Iowa Central CC

SEASON HIGHS

Innings Pitched: 6.2, at Minnesota, 3-7-2026
Hits Allowed: 12, vs. St. Thomas, 5-8-2026
Runs Allowed: 9, vs. St. Thomas, 5-8-2026
Earned Runs Allowed: 8, at Northern Colorado, 3-27-2026, and vs. St. Thomas, 5-8-2026
Bases on Balls: 3, four times (last: at Omaha, 5-14-2026)
Hit Batters: 2, at North Dakota State, 5-1-2026
Strikeouts: 8, at North Dakota State, 5-1-2026
Doubles Allowed: 3, vs. North Dakota State, 3-21-2026 [Game 1]
Triples Allowed: 2, vs. St. Thomas, 5-8-2026
Home Runs Allowed: 3, at Northern Colorado, 3-27-2026
Wild Pitches: 2, at North Dakota State, 5-1-2026
Putouts: N/A
Assists: 2, vs. St. Thomas, 5-8-2026
Errors: N/A

CAREER HIGHS


Innings Pitched: 6.2, at Minnesota, 3-7-2026
Hits Allowed: 12, vs. St. Thomas, 5-8-2026
Runs Allowed: 9, vs. St. Thomas, 5-8-2026
Earned Runs Allowed: 8, at Northern Colorado, 3-27-2026, and vs. St. Thomas, 5-8-2026
Bases on Balls: 4, three times (last: at Pacific (Calif.), 2-22-2025 [Game 2])
Hit Batters: 3, at Dayton, 3-28-2024 [Game 2], and vs. Northern Colorado, 3-29-2024 [Game 1]
Strikeouts: 8, vs. Northwestern (Iowa), 4-22-2025, and at North Dakota State, 5-1-2026
Doubles Allowed: 3, vs. Southwest Minnesota State, 3-25-2025
Triples Allowed: 2, vs. St. Thomas, 5-8-2026
Home Runs Allowed: 3, vs. Northern Colorado, 3-29-2024 [Game 1], and at Northern Colorado, 3-27-2026
Wild Pitches: 3, at Kansas, 4-2-2025
Putouts: 1, vs. North Dakota State, 5-12-2024, and vs. Dakota Wesleyan, 4-9-2025
Assists: 2, at Pacific (Calif.), 2-22-2025, and vs. St. Thomas, 5-8-2026
Errors: N/A



DEREK SCHLOMANN
6-0, 190, Fr.
Outfielder
Ham Lake, Minnesota
Blaine H.S.

SEASON/CAREER HIGHS

• Has not pitched in 2026



OWEN SIEGERT
5-9, 180, So.
Outfielder/Left-Handed Pitcher
Melbourne, Iowa
West Marshall H.S.

SEASON HITTING AND FIELDING HIGHS

At-Bats: 5, seven times (last: at Omaha, 5-14-2026)
Runs: 3, vs. North Dakota State, 3-21-2026 [Game 2], and at Northern Colorado, 3-29-2026
Hits: 3, four times (last: at Northern Colorado, 3-29-2026)
RBIs: 3, at Northern Colorado, 3-29-2026
Doubles: 1, five times (last: at Omaha, 5-16-2026)
Triples: 1, three times (last: at Northern Colorado, 3-28-2026)
Home Runs: N/A
Total Bases: 5, at Tarleton State, 2-21-2026
Bases on Balls: 2, seven times (last: at Omaha, 5-15-2026)
Hit By Pitch: 1, vs. North Dakota State, 3-20-2026
Strikeouts: 1, 14 times (last: at Omaha, 5-14-2026)
Stolen Bases: 1, four times (last: at Omaha, 5-16-2026)
Sacrifice Bunts: 1, at Tarleton State, 2-22-2026
Putouts: 7, at Omaha, 5-15-2026
Assists: 1, four times (last: at Northern Colorado, 3-28-2026) • Errors: N/A

SEASON PITCHING HIGHS

• Has not pitched in 2026

CAREER HITTING AND FIELDING HIGHS

At-Bats: 5, 14 times (last: at Omaha, 5-14-2026)
Runs: 3, five times (last: at Northern Colorado, 3-29-2026)
Hits: 4, vs. Omaha, 4-12-2025
RBIs: 4, vs. Southwest Minnesota State, 3-25-2025, and vs. Northern Colorado, 5-3-2025
Doubles: ^3, vs. Omaha, 4-12-2025
Triples: 1, four times (last: at Northern Colorado, 3-28-2026)
Home Runs: 2, vs. Northern Colorado, 5-3-2025
Total Bases: 10, vs. Northern Colorado, 5-3-2025
Bases on Balls: 2, 10 times (last: at Omaha, 5-15-2026)
Hit By Pitch: 1, six times (last: vs. North Dakota State, 3-20-2026)
Strikeouts: 2, five times (last: vs. North Dakota State, 4-25-2025)
Stolen Bases: 2, at Northern Colorado, 3-15-2025 [Game 2], and vs. Southwest Minnesota State, 3-25-2025
Sacrifice Bunts: 1, four times (last: at Tarleton State, 2-22-2026)
Putouts: 7, at Omaha, 5-15-2026
Assists: 1, five times (last: at Northern Colorado, 3-28-2026)
Errors: 1, four times (last: vs. Oral Roberts, 5-21-2025)
^ Tied SDSU single-game record in Division I era (since 2005)

CAREER PITCHING HIGHS

Innings Pitched: 1.1, at Creighton, 3-18-2025
Hits Allowed: 2, at Sacramento State, 2-26-2025
Runs Allowed: 3, at Sacramento State, 2-26-2025
Earned Runs Allowed: 2, at Sacramento State, 2-26-2025
Bases on Balls: 1, at Creighton, 3-18-2025
Hit Batters: N/A
Strikeouts: N/A
Doubles Allowed: N/A
Triples Allowed: N/A
Home Runs Allowed: N/A
Wild Pitches: N/A


2026 JACKRABBIT BASEBALL SEASON/CAREER HIGHS



JACOB SJUTS
6-5, 225, Jr.
Right-Handed Pitcher
Humphrey, Nebraska
Humphrey H.S.
Des Moines Area CC

SEASON/CAREER HIGHS


Innings Pitched: 2.2, at Tarleton State, 2-20-2026, and vs. Northern Colorado, 4-25-2026
Hits Allowed: 4, at Tarleton State, 2-20-2026, and at Creighton, 3-25-2026
Runs Allowed: 3, at Creighton, 3-25-2026, and vs. Northern Colorado, 4-24-2026
Earned Runs Allowed: 3, at Creighton, 3-25-2026, and vs. Northern Colorado, 4-24-2026
Bases on Balls: 3, vs. Northern Colorado, 4-24-2026, and at Omaha, 5-16-2026
Hit Batters: 1, three times (last: at Oklahoma State, 3-17-2026)
Strikeouts: 2, at Oklahoma State, 3-18-2026
Doubles Allowed: 2, vs. Southern Illinois, 3-8-2026
Triples Allowed: 1, at Oklahoma State, 3-18-2026
Home Runs Allowed: 1, four times (last: at Minnesota, 4-8-2026)
Wild Pitches: 1, vs. Midland, 4-14-2026
Putouts: N/A
Assists: 1, three times (last: at Nebraska, 3-4-2026)
Errors: N/A



CARTER TAYLOR
6-0, 180, Fr.
Outfielder
Missoula, Montana
Sentinel H.S.

SEASON/CAREER HIGHS

At-Bats: 6, at Incarnate Word, 2-17-2026, and at Northern Colorado, 3-28-2026
Runs: 3, at Northern Colorado, 3-28-2026, and vs. Briar Cliff, 4-22-2026
Hits: 4, at Incarnate Word, 2-17-2026
RBIs: 3, at Incarnate Word, 2-18-2026
Doubles: 2, at Briar Cliff, 4-22-2026
Triples: N/A
Home Runs: 1, four times (last: at North Dakota State, 5-3-2026)
Total Bases: 7, at Incarnate Word, 2-17-2026, and at Northern Colorado, 3-28-2026
Bases on Balls: 3, at St. Thomas, 4-10-2026 [Games 1 & 2]
Hit By Pitch: 2, at Central Arkansas, 2-28-2026, and at Minnesota, 4-8-2026
Strikeouts: 3, at Nebraska, 3-4-2026
Stolen Bases: 1, six times (last: vs. Buena Vista, 4-28-2026)
Sacrifice Bunts: 1, vs. Southern Illinois, 3-8-2026, and at Oral Roberts, 3-13-2026
Sacrifice Flies: 1, at Central Arkansas, 2-28-2026
Putouts: 8, at Nebraska, 3-4-2026
Assists: N/A
Errors: 1, at Incarnate Word, 2-17-2026



GRANT SORENSEN
6-0, 190, Fr.
Infielder
West Des Moines, Iowa
Waukee H.S.

SEASON HIGHS

At-Bats: 4, five times (last: at North Dakota State, 5-1-2026)
Runs: 3, at Incarnate Word, 2-18-2026, and at Northern Colorado, 3-28-2026
Hits: 3, vs. Minnesota Morris, 4-29-2026
RBIs: 6, vs. Minnesota Morris, 4-29-2026
Doubles: 2, at Incarnate Word, 2-18-2026
Triples: N/A
Home Runs: 1, vs. Minnesota Morris, 4-29-2026
Total Bases: 7, vs. Minnesota Morris, 4-29-2026
Bases on Balls: 3, at Incarnate Word, 2-18-2026
Hit By Pitch: 1, three times (last: vs. Briar Cliff, 4-22-2026)
Sacrifice Bunts: 1, at Oklahoma State, 3-18-2026, and at St. Thomas, 4-10-2026 [2]
Strikeouts: 2, six times (last: vs. Briar Cliff, 4-22-2026)
Stolen Bases: 1, at Northern Colorado, 3-28-2026
Putouts: 4, at Creighton, 3-25-2026
Assists: 6, at Tarleton State, 2-20-2026
Errors: 2, at Central Arkansas, 3-1-2026



JAREN VOGT
6-0, 205, Fr.
Infielder/Right-Handed Pitcher
Mayer, Minnesota
Watertown-Mayer H.S.


SEASON/CAREER HITTING & FIELDING HIGHS

At-Bats: 3, three times (last: vs. Northwestern, 3-6-2026)
Runs: 2, at UTSA, 2-14-2026
Hits: 1, three times (last: vs. Northwestern, 3-6-2026)
RBIs: 1, at UTSA, 2-14-2026, and at UTSA, 2-15-2026
Doubles: N/A | Triples: N/A
Home Runs: 1, at UTSA, 2-14-2026
Total Bases: 4, at UTSA, 2-14-2026
Bases on Balls: 1, at UTSA, 2-14-2026
Hit By Pitch: N/A
Strikeouts: 2, at UTSA, 2-15-2026, and vs. Northwestern, 3-6-2026
Putouts: 2, at Oklahoma State, 3-17-2026
Assists: 1, at UTSA, 2-15-2026, and at Oklahoma State, 3-17-2026
Errors: 1, at UTSA, 2-15-2026

SEASON/CAREER PITCHING HIGHS

Innings Pitched: 2.0, at Oklahoma State, 3-18-2026, and at Creighton, 3-25-2026
Hits Allowed: 5, at Nebraska, 3-4-2026, and at Creighton, 3-25-2026
Runs Allowed: 7, at Incarnate Word, 2-18-2026
Earned Runs Allowed: 7, at Incarnate Word, 2-18-2026
Bases on Balls: 3, at Oklahoma State, 3-18-2026
Hit Batters: 1, at Incarnate Word, 2-18-2026, and at Nebraska, 3-4-2026
Strikeouts: 2, at Minnesota, 4-8-2026
Doubles Allowed: 1, at Incarnate Word, 2-18-2026, and at Nebraska, 3-4-2026
Triples Allowed: N/A
Home Runs Allowed: 1, at Incarnate Word, 2-18-2026, and at Creighton, 3-25-2026
Wild Pitches: 2, at Minnesota, 4-8-2026


2026 JACKRABBIT BASEBALL SEASON/CAREER HIGHS



NATE WACHTER
6-2, 205, R-Fr.
Catcher
Blair, Nebraska
Blair H.S.

SEASON/CAREER HIGHS

At-Bats: 5, 12 times (last: at Omaha, 5-16-2026)
Runs: 4, at North Dakota State, 5-3-2026
Hits: 4, at Incarnate Word, 2-18-2026, and vs. Minnesota Morris, 4-29-2026
RBIs: 7, vs. Minnesota Morris, 4-29-2026
Doubles: 1, seven times (last: vs. St. Thomas, 5-10-2026)
Triples: 1, three times (last: vs. St. Thomas, 5-8-2026)
Home Runs: 2, vs. Minnesota Morris, 4-29-2026
Total Bases: 11, vs. Minnesota Morris, 4-29-2026
Bases on Balls: 2, at St. Thomas, 4-11-2026
Hit By Pitch: 1, five times (last: at North Dakota State, 5-1-2026)
Strikeouts: 3, at Tarleton State, 2-20-2026
Stolen Bases: 1, at Northern Colorado, 3-27-2026, and at No. Colorado, 3-28-2026
Sacrifice Flies: 1, three times (last: at Omaha, 5-15-2026)
Putouts: 13, at Incarnate Word, 2-18-2026
Assists: 3, at Minnesota, 3-7-2026
Errors: N/A



BRANDON WEEK
6-2, 205, Fr.
Left-Handed Pitcher
Pine Island, Minnesota
Pine Island H.S.

SEASON/CAREER HIGHS

• Has not played in 2026



MATTHEW WERK
5-11, 185, Sr.
Right-Handed Pitcher/Infielder
Madison Lake, Minnesota
Mankato East H.S.

SEASON PITCHING HIGHS

Innings Pitched: 4.0, at Omaha, 5-14-2026
Hits Allowed: 4, vs. Northern Colorado, 4-25-2026, and at Omaha, 5-14-2026
Runs Allowed: 5, at Incarnate Word, 2-18-2026
Earned Runs Allowed: 5, at Incarnate Word, 2-18-2026
Bases on Balls: 3, at UTSA, 2-14-2026, and at Kansas State, 3-11-2026
Hit Batters: 1, three times (last: vs. St. Thomas, 5-9-2026)
Strikeouts: 3, three times (last: vs. Minnesota Morris, 4-29-2026)
Doubles Allowed: 1, four times (last: at Minnesota, 4-8-2026)
Home Runs Allowed: 2, at Omaha, 5-14-2026
Wild Pitches: 1, at Incarnate Word, 2-18-2026, and at Kansas State, 3-11-2026

MATTHEW WERK'S SEASON FIELDING AND BATTING HIGHS

Putouts: 1, three times (last: at Omaha, 5-14-2026)
Assists: 1, vs. Oral Roberts, 4-18-2026, and vs. Minnesota Morris, 4-29-2026

Errors: N/A

• Has not batted in 2026

CAREER PITCHING HIGHS

Innings Pitched: 4.0, at Omaha, 5-14-2026
Hits Allowed: 5, vs. Dakota Wesleyan, 4-9-2025
Runs Allowed: 5, at Incarnate Word, 2-18-2026
Earned Runs Allowed: 5, at Incarnate Word, 2-18-2026
Bases on Balls: 3, at UTSA, 2-14-2026, and at Kansas State, 3-11-2026
Hit Batters: 1, at Incarnate Word, 2-18-2026, and vs. Oral Roberts, 4-18-2026
Strikeouts: 3, three times (last: vs. Minnesota Morris, 4-29-2026)
Doubles Allowed: 3, vs. Dakota Wesleyan, 4-9-2025
Triples Allowed: N/A
Home Runs Allowed: 2, at Omaha, 5-14-2026
Wild Pitches: 1, at Incarnate Word, 2-18-2026, and at Kansas State, 3-11-2026

CAREER BATTING AND FIELDING HIGHS

At-Bats: 5, three times (last: vs. St. Thomas, 4-21-2024 [Game 1])
Runs: 3, at Northern Colorado, 5-4-2024
Hits: 2, six times (last: at Northern Colorado, 5-3-2024)
RBIs: 4, vs. Northwestern (Iowa), 4-9-2024
Doubles: 1, four times (last: at Northern Colorado, 5-3-2024)
Triples: N/A
Home Runs: 1, three times (last: at Northern Colorado, 5-4-2024)
Total Bases: 5, vs. Northwestern (Iowa), 4-9-2024
Bases on Balls: 2, at Briar Cliff, 4-11-23, and vs. Northwestern (Iowa), 4-18-23
Hit By Pitch: 1, three times (last: at Northern Colorado, 5-4-2024)
Strikeouts: 3, three times (last: vs. St. Thomas, 4-21-2024 [Game 1])
Stolen Bases: 1, five times (last: at Northern Colorado, 5-4-2024)
Sacrifice Bunts: 1, at North Dakota State, 4-6-2024 [Game 2]
Sacrifice Flies: 1, vs. Northwestern (Iowa), 4-18-2023
Putouts: 4, vs. Dakota Wesleyan, 4-12-2023
Assists: 5, three times (last: vs. Oral Roberts, 4-27-2024 [Game 2])
Errors: 1, five times (last: at Northern Colorado, 5-4-2024)



NIC WERK
5-10, 175, So.
Outfielder/Infielder
Madison Lake, Minnesota
Mankato East H.S.

SEASON HIGHS

At-Bats: 5, three times (at: North Dakota State, 5-3-2026)
Runs: 3, vs. North Dakota State, 3-21-2026 [Game 1], and at Northern Colorado, 3-28-2026
Hits: 3, vs. Oklahoma State, 3-18-2026
RBIs: 3, at St. Thomas, 4-11-2026
Doubles: 1, 11 times (last: at Omaha, 5-14-2026)
Triples: N/A
Home Runs: N/A
Total Bases: 4, at Oklahoma State, 3-18-2026
Bases on Balls: 3, at Oklahoma State, 3-17-2026
Hit By Pitch: 2, at St. Thomas, 4-10-2026 [Game 1]
Strikeouts: 3, vs. Oral Roberts, 4-19-2026
Stolen Bases: 1, at Northern Colorado, 3-29-2026, and vs. Omaha, 5-13-2026
Sacrifice Bunts: 1, four times (last: at Omaha, 5-16-2026)
Sacrifice Flies: 1, four times (last: vs. St. Thomas, 5-10-2026)
Putouts: 5, vs. St. Thomas, 5-8-2026
Assists: 5, three times (last: vs. St. Thomas, 5-9-2026)
Errors: 1, four times (last: vs. St. Thomas, 5-9-2026)

2026 JACKRABBIT BASEBALL SEASON/CAREER HIGHS

NIC WERK'S CAREER HIGHS

At-Bats: 5, four times (last: at North Dakota State, 5-3-2026)
Runs: 3, three times (last: at Northern Colorado, 3-28-2026)
Hits: 3, at Oklahoma State, 3-18-2026
RBIs: 3, at St. Thomas, 4-11-2026
Doubles: 1, 13 times (last: at Omaha, 5-15-2026)
Triples: 1, vs. Oral Roberts, 5-15-2025 [Game 2]
Home Runs: N/A
Total Bases: 4, at Oklahoma State, 3-18-2026
Bases on Balls: 3, at Oklahoma State, 3-17-2026
Hit By Pitch: 2, at Pacific (Calif.), 2-22-2025 [Game 2], and at St. Thomas, 4-10-2026 [Game 1]
Strikeouts: 5, at Sacramento State, 2-28-2025
Stolen Bases: 1, four times (last: vs. Omaha, 5-16-2026)
Sacrifice Bunts: 2, vs. Omaha, 4-11-2025
Sacrifice Flies: 1, four times (last: vs. St. Thomas, 5-10-2026)
Putouts: 6, at Kansas, 4-2-2025
Assists: 5, three times (last: vs. St. Thomas, 5-9-2026)
Errors: 2, vs. North Dakota State, 4-26-2025 [Game 2]



LUKE WROBLEWSKI

6-1, 205, Grad.

Outfielder

Sussex, Wisconsin

Sussex-Hamilton H.S.

Northwestern (Iowa)

SEASON HIGHS

At-Bats: 6, at North Dakota State, 5-3-2026
Runs: 4, at Northern Colorado, 3-28-2026
Hits: 3, three times (last: vs. St. Thomas, 5-10-2026)
RBIs: 4, at Northern Colorado, 3-29-2026
Doubles: 2, at Northern Colorado, 3-29-2026
Triples: N/A
Home Runs: 1, three times (last: at Omaha, 5-15-2026)
Total Bases: 5, at Northern Colorado, 3-29-2026, and at St. Thomas, 4-11-2026
Bases on Balls: 2, at Incarnate Word, 2-17-2026, and vs. Midland, 4-14-2026
Hit By Pitch: 1, four times (last: vs. Northern Colorado, 4-24-2026)
Strikeouts: 2, five times (last: vs. Omaha, 5-13-2026)
Stolen Bases: 2, at Creighton, 3-25-2026
Sacrifice Bunts: 1, four times (last: vs. St. Thomas, 5-9-2026)
Sacrifice Flies: 1, vs. North Dakota State, 3-21-2026 [Game 2], and at Northern Colorado, 3-28-2026
Putouts: 5, four times (last: vs. Oral Roberts, 4-19-2026)
Assists: N/A
Errors: 1, at UTSA, 2-14-2026, and at Central Arkansas, 3-1-2026

RECORD BOOK

GAMES PLAYED

CAREER

1.	218	Eric Cain	2009-12
2.	216	Billy Stitz	2008-11
3.	215	Paul Jacobson	2013-16
4.	210	Luke Ira	2019-23
5.	207	Nick Adams	2005-08
6.	201	Matt Johnson	2014-17
7.	199	Tyson Fisher	2005-08
8.	198	Doug Sehr	1991-94
9.	197	Korby Mintken	2005-08
10.	196	Newt Johnson	2015-18

BATTING AVERAGE

SEASON

(minimum of 100 at bats)

1.	.449	Cole Irish	1996
2.	.443	Frank Cutler	1982
3.	.437	Dave Wilner	1988
4.	.431	Tim Johnson	1986
5.	.423	Matt Hanson	2002
6.	.418	Dave Manke	1974
7.	.417	Larry Heffley	1985
	.417	Ryan McDonald	2023
9.	.416	Terry Van Engelenhoven	1993
	.416	Billy McMacken	1989
	.416	Dean Krogman	1971

AT-BATS

SEASON

1.	283	Billy Stitz	2010
2.	253	Joel Blake	2010
3.	251	Eric Cain	2010
4.	244	Billy Stitz	2011
5.	228	Joel Blake	2009
	228	John Lee	2010
	228	Paul Jacobson	2016
8.	225	Paul Jacobson	2015
	225	Gus Steiger	2019
10.	223	Jesse Sawyer	2010
	223	Scott Splett	2014

CAREER

1.	914	Billy Stitz	2008-11
2.	836	Luke Ira	2019-23
3.	820	Eric Cain	2009-12
4.	779	Nick Adams	2005-08
5.	750	Paul Jacobson	2013-16
6.	722	Tyson Fisher	2005-08
7.	715	Matt Johnson	2014-17
8.	705	Korby Mintken	2005-08
9.	703	Joel Blake	2009-11
10.	692	Greg Geary	2002-05

HITS

SEASON

1.	111	Billy Stitz	2010
2.	99	Joel Blake	2010
3.	97	Eric Cain	2010
4.	91	John Lee	2010
5.	83	Joel Blake	2011
6.	80	Joel Blake	2009
	80	Tony Martin	2009

T6.	80	Jesse Sawyer	2010
9.	78	Carter Sintek	2025
10.	77	Matt Hanson	2002
	77	Billy Stitz	2011

CAREER

1.	311	Billy Stitz	2008-11
2.	272	Eric Cain	2009-12
3.	262	Joel Blake	2009-11
4.	256	Greg Geary	2002-05
5.	244	Nick Adams	2005-08
6.	233	Tyson Fisher	2005-08
7.	224	Cole Irish	1993-96
8.	223	Billy McMacken	1987-90
9.	221	Korby Mintken	2005-08
10.	218	Luke Ira	2019-23

RUNS SCORED

SEASON

1.	75	Billy Stitz	2010
2.	74	John Lee	2010
3.	72	Jesse Sawyer	2010
4.	63	Cole Irish	1996
	63	Joel Blake	2010
6.	61	Joe Hardin	1993
	61	Jesse Sawyer	2009
	61	Eric Cain	2010
9.	59	Doug Sehr	1994
10.	58	Korby Mintken	2007

CAREER

1.	189	Billy Stitz	2008-11
2.	173	Korby Mintken	2005-08
3.	172	Cole Irish	1993-96
4.	170	Tyson Fisher	2005-08
5.	168	Jesse Sawyer	2009-11
6.	163	Billy McMacken	1987-90
7.	162	Joel Blake	2009-11
8.	160	Ryan Krogman	1991-94
	160	Doug Sehr	1991-94
10.	158	Eric Cain	2009-12

RUNS BATTED IN

SEASON

1.	83	Eric Cain	2010
2.	73	Jesse Sawyer	2010
3.	67	Billy Stitz	2010
4.	66	Joel Blake	2010
5.	63	Cole Irish	1996
6.	61	John Lee	2010
	61	Dawson Parry	2024
8.	60	Billy McMacken	1990
9.	59	Cael Frost	2024
10.	58	Jesse Sawyer	2009

CAREER

1.	192	Billy McMacken	1987-90
2.	187	Greg Geary	2002-05
3.	179	Eric Cain	2009-12
4.	176	Chris Studer	1999-2002
5.	173	Jesse Sawyer	2009-11
6.	169	Billy Stitz	2008-11
7.	162	Pat Schmidt	1992-95
	162	Doug Sehr	1991-94

9.	156	Nick Adams	2005-08
10.	154	Ryan Krogman	1991-94

DOUBLES

SEASON

1.	33	Joel Blake	2010
2.	26	Billy Stitz	2010
3.	21	Joel Blake	2009
	21	John Lee	2010
5.	20	Craig Parry	2008
6.	18	Billy McMacken	1990
	18	Russ Langer	2000
	18	Greg Geary	2004
	18	Jesse Sawyer	2009
	18	Nolan Grawe	2026
10.	17	Jesse Sawyer	2010

CAREER

1.	70	Joel Blake	2009-11
2.	62	Billy Stitz	2008-11
3.	54	Greg Geary	2002-05
4.	50	Russ Langer	1998-2001
	50	Matt Johnson	2014-17
	50	Drew Beazley	2019-23
7.	49	Billy McMacken	1987-90
8.	48	Chris Studer	1999-2002
	48	Paul Jacobson	2013-16
10.	46	Doug Sehr	1991-94



BILLY STITZ ended his career as the Jackrabbits' career leader in hits (311), games played (216), at-bats (914), total bases (462) and runs scored (189). During his junior season in 2010, Stitz established new single-season records for hits, at-bats, runs scored and total bases.

RECORD BOOK

TRIPLES

SEASON		
1.	7	Galen Carver1981
	7	Dave Williams1989
	7	Korby Mintken2006
	7	Nick Adams2006
	7	Korby Mintken2007
	7	Korby Mintken2008
	7	Billy Stitz2011
8.	6	Ken Brooks1990
	6	Steve Knutson1994
	6	Cal Lewis2006
	6	Eric Cain2012

CAREER

1.	21	Korby Mintken2005-08
2.	16	Billy Stitz2008-11
3.	11	Dave Lane1983-86
	11	Galen Carver1978-81
	11	Eric Cain2009-12
6.	10	Nick Adams2005-08
	10	Tyson Fisher2005-08
8.	9	Cole Irish1993-96
	9	Steve Knutson1993-97
	9	Pat Schmidt1992-95
	9	Cal Lewis2006-07

HOME RUNS

SEASON		
1.	21	Cael Frost2024
2.	19	Jesse Sawyer2009
	19	Jesse Sawyer2010
4.	17	Terry VanEngelenhoven1993
	17	Ryan McDonald2023
6.	16	Billy McMacken1990
	16	Kerry Jacobson2002
	16	Cal Lewis2007
	16	Eric Cain2010
	16	Nic Nelson2023

CAREER

1.	50	Jesse Sawyer2009-11
2.	43	Greg Geary2002-05
3.	42	Billy McMacken1987-90
4.	37	Chris Studer1999-2002
5.	35	Ryan McDonald2019-23
	35	Dawson Parry2022-24
6.	34	Luke Luskey2024-present
7.	33	Jon Crow1989-92
9.	32	Russ Langer1998-2001
10.	31	Tim Johnson1984-87
	31	Kerry Jacobson2000-02

TOTAL BASES

SEASON		
1.	163	Billy Stitz2010
2.	159	Eric Cain2010
3.	156	Joel Blake2010
	156	Jesse Sawyer2010
5.	148	Jesse Sawyer2009
6.	147	Cael Frost2024
7.	143	John Lee2010



GREG GEARY set SDSU career records with 54 doubles, 43 home runs, 439 total bases and 1,346 putouts during his career from 2002-05.

8.	140	Joel Blake2009
9.	127	Billy McMacken1990
	127	Terry VanEngelenhoven1993

CAREER

1.	462	Billy Stitz2008-11
2.	439	Greg Geary2002-05
3.	408	Billy McMacken1987-90
4.	404	Jesse Sawyer2009-11
5.	398	Joel Blake2009-11
6.	396	Eric Cain2009-12
7.	376	Chris Studer1999-2002
8.	368	Tyson Fisher2005-08
9.	367	Luke Ira2019-23
10.	348	Russ Langer1998-2001
	348	Korby Mintken2005-08

SLUGGING PERCENTAGE

SEASON (MIN. 60 AB)

1.	.929	Ryan McDonald2023
2.	.881	Dean Krogman1971
3.	.819	Billy McMacken1990
4.	.800	Chris Studer2002
5.	.792	Dan Dummermuth1981

CAREER (MIN. 250 AB)

1.	.713	Billy McMacken1987-90
2.	.696	Terry Van Engelenhoven1991-94
3.	.679	Kerry Jacobson2000-02
4.	.661	Jon Crow1989-92
	.661	Chris Studer1999-2002
6.	.653	Dean Krogman1969-72
7.	.647	Larry Heffley1984-85
8.	.634	Greg Geary2002-05
9.	.631	Tim Johnson1984-87
10.	.630	Jesse Sawyer2009-11

BASES ON BALLS

SEASON		
1.	50	Jesse Sawyer2010
2.	44	Tony Kjolsing2018
	44	Nick Smith2019
4.	43	Luke Ringhofer2016
5.	40	Kurt Augustin1986
6.	38	Joe Hardin1993
	38	Zach Coppola2015
8.	37	Eric Cain2012
	37	Luke Ringhofer2017
	37	Newt Johnson2018
	37	Ryan McDonald2023

CAREER

1.	123	Dave Lane1983-86
2.	118	Ryan McDonald2019-23
3.	116	Eric Cain2009-12
4.	114	Luke Ringhofer2015-17
5.	109	Nick Smith2016-19
6.	108	Derek Hackman2018-22
7.	107	Zach Briggs2009-12
8.	103	Jesse Sawyer2009-11
9.	101	Kurt Augustin1985-87
10.	100	Ryan Krogman1991-94

STOLEN BASES

SEASON

1.	39	Zach Coppola2015
2.	26	Darrell Bren1988
3.	25	Dave Lane1985
	25	Cole Irish1995
5.	23	Dave Lane1986
6.	22	Dave Wilner1988
7.	21	Joe Hardin1993
8.	20	Ken Brooks1990
	20	Dave Wilner1986
	20	Paul Jacobson2016

CAREER

1.	75	Dave Lane1983-86
2.	62	Zach Coppola2013-15
3.	60	Cole Irish1993-96
4.	57	Dave Wilner1986-88
5.	46	Korby Mintken2005-08
6.	44	Darrell Bren1988-89
	44	Jon Crow1989-92
	44	Paul Jacobson2013-16
9.	40	Nick Adams2005-08
10.	39	Brian Scherschligt1995-98

SACRIFICE FLIES

CAREER

1.	14	Pat Schmidt1992-95
	14	Tyson Fisher2005-08
	14	Eric Cain2009-12
	14	Paul Jacobson2013-16
5.	13	Matt Johnson2014-17
6.	12	Doug Sehr1991-94
	12	Rick Weber1984-87
	12	Billy Stitz2008-11
	12	Newt Johnson2015-18
10.	11	Eight different players (incl. D. Parry)

RECORD BOOK

SACRIFICE HITS

CAREER

1.	34Tim Hanigan2005-08
2.	30Rich Schmidt1990-93
3.	28Eric Danforth2012-15
4.	25Zach Coppola2013-15
5.	24Nick Adams2005-08
6.	22Korby Mintken2005-08
7.	20Micky Sehr1994-97
	20Cody Sharrow2013-16
9.	19Adam Gregg1998-2001
10.	17Noah Hummel1999-2002
	17Billy Stitz2008-11

HIT BY PITCHES

SEASON

1.	18Jesse Sawyer2010
	18 Luke Luskey 2026
3.	16Jeff Eckerle1996
	16Zach Briggs2010
5.	14Chris Studer2001
	14John Lee2009
	14 Dayton Franke 2026
	14 Carter Taylor 2026
9.	13Five players tied	

CAREER

1.	42Jesse Sawyer2009-11
	42Jess Bellows2021-25
3.	41Tyson Fisher2005-08
4.	39Tim Hanigan2005-08
5.	37Brian Scherschligt1995-98
	37Newt Johnson2015-18
7.	36Jeff Eckerle1994-97
	36Drew Beazley2019-23
	36Ryan McDonald2019-23
10.	35Chris Studer1999-2002
	35Zach Briggs2009-12

PUTOUTS

CAREER

1.	1,346Greg Geary2002-05
2.	1,288Aaron Machbitz2011-14
3.	1,285Matt Johnson2014-17
4.	1,267Tyson Fisher2005-08
5.	1,213Chet Meyer1987-90
6.	975Derek Hackman2018-22
7.	936Drew Beazley2019-23
8.	908Joel Blake2009-11
9.	827Tony Martin2006-09
10.	814Ryan Krogman1991-94

ASSISTS

CAREER

1.	556Eric Cain2009-2012
2.	472Luke Ira2019-23
3.	380Pat Schmidt1992-95
4.	379Andrew Melton2010-13
5.	353Jesse Sawyer2009-11
6.	352Doug Sehr1991-94
	352Cody Sharrow2013-16
8.	344Chris Brown1994-97



BILLY McMACKEN is the only SDSU player to earn multiple All-America awards, earning the honor each of his last three seasons (1988-90). Not only did McMacken put up impressive offensive numbers, he also compiled a 19-11 career pitching record for the Jackrabbits.

9.	342Tony Kjolsing2015-18
10.	333Al Robbins2013-15

WINS

SEASON

1.	11Trevor Schulte1994
2.	10Trevor Schulte1993
3.	9John Semar1994
	9Trevor Vermeulen2010
5.	8Matt Magers1996
	8Chad Coley1993
	8Mark Hofer1984
	8Tim Sweeney1973
	8Matt Bowman2007
	8Alex Oberle2010
	8Stephen Bougher2013
	8Chad Hodges2014
	8Chris Anderson2015
	8Adam Bray2015

CAREER

1.	26Trevor Schulte1991-94
2.	23Adam Bray2012-15
3.	22Stephen Bougher2010-13
4.	21Matt Magers1995-97
	21Chad Coley1990-93
6.	20Jon Maras1989-92
	20Bob Reeves1984-87
	20Caleb Thielbar2006-09
9.	19Billy McMacken1987-90
10.	18Timm Gronseth1985-89
	18Ryan Froom2014-19

APPEARANCES

SEASON

1.	35Trevor Vermeulen2010
2.	28Gary Olechoski2006
	28Trevor Vermeulen2011
4.	26J.D. Moore2013
5.	25John Semar1993
	25Chad Coley1991
	25Dylan Driessen2024
8.	24J.D. Moore2014
9.	23Matt Baerlocher2008
	23Alex Oberle2010
	23Derek Feige/Quinn Reimers2017

CAREER

1.	89Trevor Vermeulen2008-11
2.	86J.D. Moore2012-15
3.	74Bret Barnett2018-22
4.	72Brett Mogen2017-21
	72Alex Clemons2022-25
6.	71Gary Olechoski2003-06
7.	70Chad Coley1990-93
8.	66Shane Kraemer2010-13
	66Andrew Clemen2013-16
10.	65Isaac Johnson2006-09
	65Austin Busse2009-12
	65Talon Jumper2012-15

INNINGS PITCHED

SEASON

1.	104.2Matt Bowman2007
2.	103.0Adam Bray2014
3.	95.1Tyler Olmstead2019
4.	91.1Layne Somsen2013
	91.1Adam Bray2015
6.	88.2Andrew Clemen2016
7.	88.0Stephen Bougher2013
8.	87.2Caleb Thielbar2009
9.	85.1Trevor Schulte1994
10.	84.0Alex Oberle/Blake Treinen2011

CAREER

1.	326.2Adam Bray2012-15
2.	299.1Stephen Bougher2010-13
3.	274.0Caleb Thielbar2006-09
4.	270.2Ryan Froom2014-19
5.	219.1Nic McCay2019-24
6.	218.1Trevor Schulte1991-94
7.	215.0Layne Somsen2009-13
8.	210.2Billy McMacken1987-90
9.	210.1Tim Sweeney1972-75
10.	201.2Chad Coley1990-93

STRIKEOUTS

SEASON

1.	100Trevor Schulte1994
	100Caleb Thielbar2009
3.	96Nic McCay2024
4.	95Adam Bray2014
5.	92Tyler Olmstead2019
6.	91Layne Somsen2013
7.	88Adam Mazur2021
8.	84Peter Torgerson1989
	84Blake Treinen2011
10.	83Nic McCay2019

RECORD BOOK

STRIKEOUTS

CAREER

1.	264	Adam Bray	2012-15
2.	247	Nic McCay	2019-24
3.	226	Trevor Schulte	1991-94
4.	196	Caleb Thielbar	2006-09
5.	191	Stephen Bougher	2010-13
	191	Ryan Bourassa	2021-23
7.	180	Layne Somsen	2009-13
8.	178	Tyler Olmstead	2017-21
9.	176	Ryan Froom	2014-19
10.	175	Jon Maras	1989-92

EARNED RUN AVERAGE

SEASON

(minimum 30 innings pitched)

1.	0.49	Bob Ehrke	1954
2.	1.29	Bob Ehrke	1952
3.	1.31	Bret Barnett	2019
4.	1.34	Charles Risse	1960
5.	1.45	Trever Vermeulen	2010
6.	1.67	Brett Mogen	2019
7.	1.85	Wade Adamson	1977
8.	1.87	Layne Somsen	2013
9.	1.89	Don Larson	1961
	1.89	Craig O'Hearn	1975

CAREER

(minimum 90 innings)

1.	2.09	Bob Ehrke	1954-56
2.	2.33	Don Jorgenson	1954-56
3.	2.50	Trever Vermeulen	2008-11
4.	2.52	Bernie Van Essen	1964-66
5.	2.73	Steve Mousel	1971-74
6.	2.80	Charles Risse	1959-60
	2.80	Don Frank	1957-59
8.	2.90	Jim Langer	1969-70
9.	2.92	Wade Adamson	1976-78
10.	3.05	Howie Rice	1958-60

SAVES

SEASON

1.	13	J.D. Moore	2013
2.	10	Trever Vermeulen	2010
	10	Trever Vermeulen	2011
	10	Chris Halbur	2017
5.	9	Gary Olechoski	2006
	9	Jacob Kougl	2007
7.	8	J.D. Moore	2014
	8	Ryan Bourassa	2023
9.	7	Kirby Morsching	2008
	7	Bret Barnett	2019
	7	Bret Barnett	2022

CAREER

1.	32	J.D. Moore	2012-15
2.	23	Trever Vermeulen	2008-11
3.	18	Bret Barnett	2018-22
4.	15	Ryan Bourassa	2021-23
5.	14	Gary Olechoski	2003-06
6.	12	Chris Halbur	2016-17
7.	11	Bruce Mogen	1983-86
8.	10	Chad Coley	1990-93
9.	9	Ryan Sauter	2000-03
	9	Jacob Kougl	2007

COMPLETE GAMES

SEASON

1.	9	Bob Reeves	1987
	9	Trevor Schulte	1994
3.	8	Jon Maras	1990
4.	7	Brian Price	1988
	7	Pete Torgerson	1989
	7	Greg Kallevig	1984
	7	Chad Danielson	1996
	7	Greg Kallevig	1985
	7	Jeff Wolfswinkle	1982
	7	Dane Kallevig	1988

CAREER

1.	20	Bob Reeves	1984-87
2.	19	Greg Kallevig	1983-85
3.	18	Tim Buterbaugh	1998-2000
4.	17	Trevor Schulte	1991-94
5.	16	Dane Kallevig	1987-89
6.	15	Jon Maras	1989-92
7.	14	Tom Mousel	1999-2002
8.	13	Billy McMacken	1987-90
9.	12	Ed Maras	1964-66
10.	11	Chad Danielson	1995-96

WINNING PERCENTAGE

SEASON

(minimum seven decisions)

1.	.971 (11-1)	Trevor Schulte	1994
2.	.900 (10-1)	Trever Vermeulen	2010
3.	.889 (8-1)	Mark Hofer	1984
	.889 (8-1)	Chad Coley	1993
5.	.875 (7-1)	Rob Hirschoff	2001
	.875 (7-1)	Pete Torgerson	1989
	.875 (7-1)	Blake Treinen	2010
	.875 (7-1)	Kolton Emery	2011
9.	.857 (6-1)	Paul Sanow	1999
	.857 (6-1)	Nic McCay	2019

CAREER

(minimum 10 wins)

1.	.839 (26-5)	Trevor Schulte	1991-94
2.	.824 (14-3)	John Semar	1993-94
3.	.800 (12-3)	Bernie Van Essen	1964-66
4.	.778 (14-4)	Blake Treinen	2010-11
5.	.739 (17-6)	Mark Hofer	1981-84
6.	.722 (13-5)	Bob Reeves	1984-86
7.	.706 (12-5)	Charles Risse	1958-60
8.	.700 (21-9)	Chad Coley	1990-93
9.	.696 (16-7)	Terry VanEngelenhoven	1991-94
10.	.680 (17-8)	Rob Hirschoff	1999-2002

STRIKEOUTS PER 9 INNINGS

SEASON

(minimum 30 innings pitched)

1.	13.84	Ryan Bourassa	2023
2.	13.82	Ryan Bourassa	2021
3.	13.80	Bret Barnett	2022
4.	13.60	Ryan Bourassa	2022
6.	13.09	Brady Stover	2018
7.	12.98	Dylan Driessen	2024
8.	12.86	Bob Ehrke	1953
	12.86	Dylan Driessen	2025
10.	12.32	Bret Barnett	2019
	12.32	Alex Clemons	2023

CAREER

(minimum 60 innings pitched)

1.	13.99	Eli Sundquist	2020-23
2.	13.75	Ryan Bourassa	2021-23
3.	12.93	Dylan Driessen	2023-present
4.	12.16	Alex Clemons	2022-25
5.	11.88	Bret Barnett	2018-22
6.	11.40	Pete Torgerson	1989
7.	10.80	Adam Mazur	2020-21
8.	10.22	Brady Stover	2017-20
9.	10.14	Nic McCay	2019-24
10.	9.99	Dick Barnes	1964-66

GAMES STARTED

SEASON

1.	16	Francisco Torres	2005
	16	Brady Moxham	2018
3.	15	Caleb Thielbar	2007
	15	Matt Bowman	2007
	15	Adam Bray	2014
	15	Andrew Clemen	2016
	15	Ryan Froom	2019
7.	14	Several players, including: Nic McCay	2019/2022

CAREER

1.	51	Adam Bray	2012-15
2.	49	Ryan Froom	2014-19
3.	48	Stephen Bougher	2010-13
4.	44	Caleb Thielbar	2006-09
5.	41	Nic McCay	2019-24
6.	39	Billy McMacken	1987-90
7.	38	Layne Somsen	2009-13
8.	34	Kolton Emery	2011-14
9.	33	Trevor Schulte	1991-94
	33	Tom Mousel	1999-2002



TREVER VERMEULEN led the team in saves three times from 2009-11, finishing with a then-school-record 23 career saves. He also set the single-season mark (since broken) with 10 saves in both 2010 and 2011.