



2026 JACKRABBIT BASEBALL

SOUTH DAKOTA STATE UNIVERSITY

Athletic Communications Office • 2820 Marshall Center • Brookings, SD 57007-1497
 Baseball Contact: Jason Hove, Assistant AD-Athletic Communications
 Office Phone: (605) 688-4623 • Mobile: (605) 695-1827 • E-Mail: Jason.Hove@sdstate.edu
 Website: www.GoJacks.com • Twitter (X)/Instagram: @GoJacksSDSU/@GoJacksBaseball

PROBABLE STARTING LINEUP

HEAD COACH ROB BISHOP

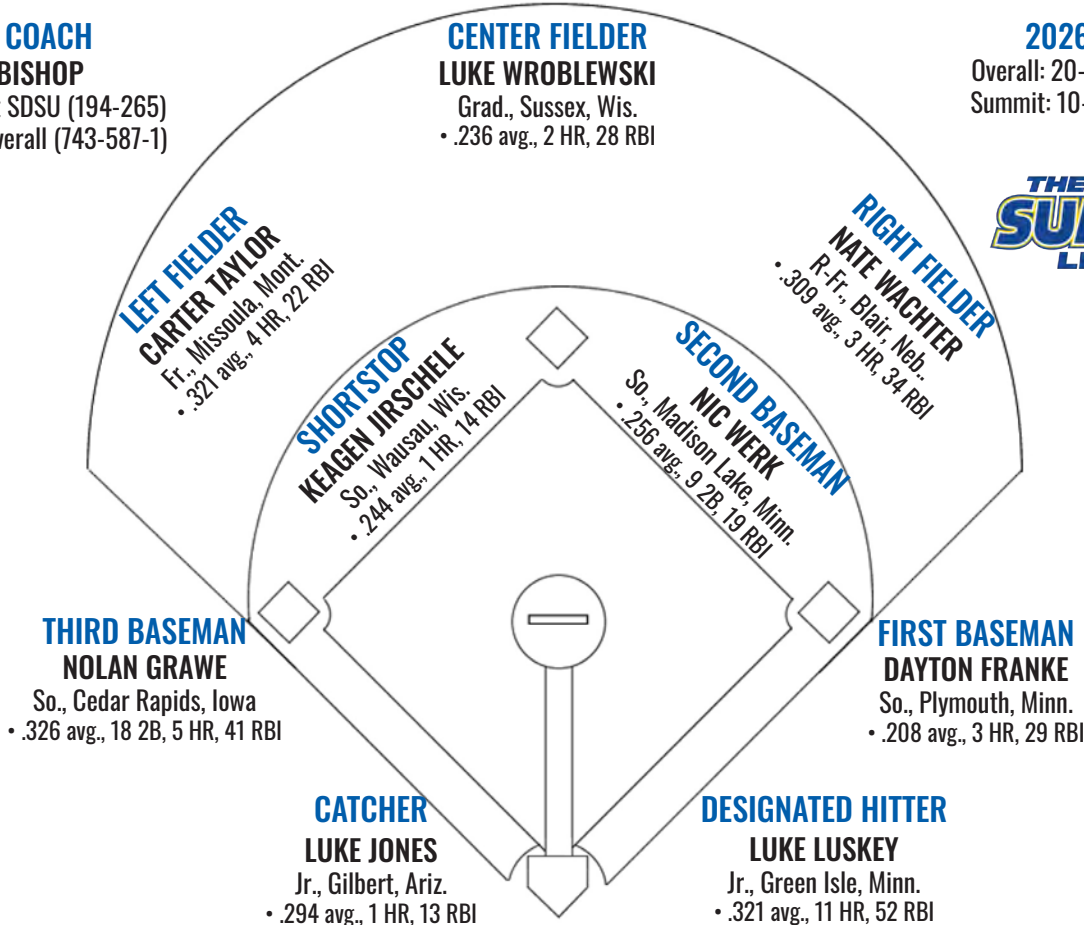
10th Season at SDSU (194-265)
 27th Season Overall (743-587-1)

CENTER FIELDER LUKE WROBLEWSKI

Grad., Sussex, Wis.
 • .236 avg., 2 HR, 28 RBI

2026 RECORDS

Overall: 20-27 (16-36 in 2025)
 Summit: 10-12 (12-18 in 2025)



PROBABLE STARTING PITCHERS

GAME 1 vs. ST. THOMAS

Wednesday, May 13 • 6 p.m.

DREW McDOWELL

So., RHP, Billings, Mont.



- 3-1 record, 5.14 ERA
- 32 K, 17 BB in 28.0 IP (10 appearances, 3 starts)
- .168 opponent batting avg.
- 3-4 career record in 22 appearances (6 starts) over two seasons at SDSU

GAME 2 at OMAHA

Thursday, May 14 • 6 p.m.

SAM SCHLECHT

Sr., RHP, Maple Grove, Minn.



- 3-4 record, 5.87 ERA
- 59 K, 18 BB in 61.1 IP (12 starts)
- .294 opponent batting avg.
- 6-8 career record in 41 appearances (19 starts) over three seasons at SDSU

GAME 3 at OMAHA

Friday, May 15 • 6 p.m.

TO BE DETERMINED

GAME 4 at OMAHA

Saturday, May 16 • 6 p.m.

TO BE DETERMINED

2026 SCHEDULE

FEBRUARY

13	at UTSA	L, 4-17
14	at UTSA	L, 5-13
15	at UTSA	L, 1-13
17	at Incarnate Word	W, 19-11
18	at Incarnate Word	L, 18-19
20	at Tarleton State	L, 2-9
21	at Tarleton State	W, 6-2
22	at Tarleton State	W, 5-1
27	at Central Arkansas	L, 1-5
28	at Central Arkansas	W, 8-5

MARCH

1	at Central Arkansas	L, 3-9
4	at Nebraska	L, 4-5
6-8	at Cambria Classic; Minneapolis	
6	vs. Northwestern	W, 5-4
7	at Minnesota	(10 inn.) L, 2-3
8	vs. Southern Illinois	L, 4-5
11	at Kansas State	L, 0-9
13	*at Oral Roberts	L, 3-4
14	*at Oral Roberts	L, 1-3
15	*at Oral Roberts	(8 inn.) L, 2-12
17	at Oklahoma State	L, 6-7
18	at Oklahoma State	L, 11-12
20	*NORTH DAKOTA STATE	L, 1-6
21	*NORTH DAKOTA STATE [DH]	W, 13-5
21	*NORTH DAKOTA STATE [DH]	(8 inn.) W, 11-1
25	at Creighton	L, 5-11
27	*at Northern Colorado	L, 6-9
28	*at Northern Colorado	W, 21-10
29	*at Northern Colorado	(7 inn.) W, 21-2

APRIL

3	*OMAHA	canceled
4	*OMAHA	canceled
7	NORTHERN STATE	canceled
8	at Minnesota	L, 7-16
10	*at St. Thomas [DH]	W, 7-2
10	*at St. Thomas [DH]	L, 1-4
11	*at St. Thomas	(7 inn.) W, 13-2
14	MIDLAND	(7 inn.) W, 13-3
17	*ORAL ROBERTS	L, 4-8
18	*ORAL ROBERTS	(7 inn.) L, 2-18
19	*ORAL ROBERTS	L, 2-10
22	BRIAR CLIFF	W, 15-6
24	*NORTHERN COLORADO	(11 inn.) W, 7-6
25	*NORTHERN COLORADO	(7 inn.) L, 2-19
26	*NORTHERN COLORADO	canceled
28	BUENA VISTA	(7 inn.) W, 11-1
29	MINNESOTA MORRIS	(7 inn.) W, 19-1

MAY

1	*at North Dakota State	L, 1-8
2	*at North Dakota State	W, 5-4
3	*at North Dakota State	W, 16-10
8	*ST. THOMAS	W, 16-13
9	*ST. THOMAS	L, 2-4
10	*ST. THOMAS	W, 7-3
13	*at Omaha (rescheduled from 4/5)	6 p.m.
14	*at Omaha	6 p.m.
15	*at Omaha	6 p.m.
16	*at Omaha	6 p.m.
20-23	at Summit League Championship; St. Paul, Minn. (if qualified)	

All times Central

DH denotes doubleheader | *Summit League game

Jackrabbits wrap up regular season at Omaha

Athletic Communications Contact: Jason Hove

May 12, 2026

BROOKINGS, S.D. — The magic number is one.

South Dakota State enters the final weekend of the regular season needing either one win or a North Dakota State loss to secure a return to next week's Summit League Baseball Championship. The Jackrabbits will travel to Omaha for a four-game series that begins Wednesday and wraps up Saturday.

All four games are scheduled for 6 p.m. starts at Tal Anderson Field and will be available for viewing through the Summit League Network streaming platform powered by Midco Sports Plus. The May 13 opener will be a makeup game from the series in early April between the Jackrabbits and Mavericks that was canceled due to inclement weather. SDSU will be the home team in that contest, while Omaha will be the home team for the other three games.

SDSU enters the week with a 20-27 overall record and a fourth-place mark of 11-12 in Summit League play after closing the home season by winning two of three games May 8-10 against St. Thomas. The Jackrabbits trail Northern Colorado in winning percentage by .002 points in the race for third place.

Providing all scheduled games are played across the league this week, the Jackrabbits could jump as high as second in the league standings by winning three of four games against Omaha and Northern Colorado loses at least once in its three-game series versus league-leading Oral Roberts. North Dakota State plays a four-game series at St. Thomas to close out this week's Summit League slate.

Omaha currently stands second in The Summit League with a 13-10 mark against conference foes and is 18-23 overall. The Mavericks claimed two of three games last weekend at Oral Roberts.

Updates of Jackrabbit baseball will be available throughout the week via X/Twitter (@GoJacksBaseball) and through GoJacks.com.

THE SERIES: Wednesday's game will mark the 196th time South Dakota State and Omaha have met on the baseball diamond. The Mavericks hold a 99-95-1 lead in the all-time series that dates back to 1949. The two programs were longtime rivals in the North Central Conference before both moved to Division I and The Summit League.

The Jackrabbits notched a 4-3 series advantage during the 2025 season. SDSU won the regular season series, 4-2, after winning two of three games in each of the two weekend sets. Omaha claimed the final matchup between the two squads with a 7-6, 10-inning victory in an elimination game played on the Mavericks' home field at the Summit League Baseball Championship.

Following are some game-by-game highlights from the 2025 season series:

Game 1: SDSU 7, Omaha 5 (April 11 at Erv Huether Field)

• W-Caleb Duerr (2-3). L-Oliver Mabee (0-1). SV-Dylan Driessen (2).

Jess Bellows ignited a five-run third inning with a home run and Dylan Driessen pitched 3 1/3 innings of scoreless relief with six strikeouts as the Jackrabbits christened their recently completed turf field at Erv Huether Field.

Game 2: SDSU 13, Omaha 3 (April 12 at Erv Huether Field)

• W-Jake Goble (1-1). L-Ben Weber (1-4).

The Jackrabbits scored runs in bunches in the late innings to put the 10-run rule into effect in the eighth inning. SDSU broke a 1-all tie with three runs in the sixth inning, followed by a four-run seventh and five-run eighth. Owen Siegert went 4-for-5 with three doubles and drove in three runs. Nolan Grawe and Carter Sintek each homered while Jake Goble threw four solid innings of relief to earn the victory.

Game 3: Omaha 19, SDSU 5 (April 13 at Erv Huether Field)

• W-Maddox Meyer (1-0). L-Reece Arbogast (0-2).

Omaha pounded out 24 hits, including home runs by Blake Stenger and Drew Borner, to salvage the series finale. Tyler Palmer and Henry Zipay each added four hits.

SDSU CAREER HOME RUN LEADERS

1.	Jesse Sawyer (2009-11)	50
2.	Greg Geary (2002-05)	43
3.	Billy McMacken (1987-90)	42
4.	Chris Studer (1999-2002)	37
5.	Ryan McDonald (2019-23)	35
	Dawson Parry (2022-24)	35
7.	Jon Crow (1989-92)	33
	Luke Luskey (2024-present)	33
9.	Russ Langer (1998-2001)	32
10.	Tim Johnson (1984-87)	31
	Kerry Jacobson (2000-02)	31

DOUBLE-DIGIT RUNS IN INNING

17	at Incarnate Word	2-17-2026 (4th Inning)
12	at Northern Colorado	3-28-2026 (8th Inning)
12	at Fort Wayne	4-10-2010 (5th Inn. (1))
11	vs. Northwestern (Iowa)	4-22-2025 (4th Inning)
11	vs. Northwestern (Iowa)	4-18-2023 (4th Inning)
11	vs. North Dakota	4-14-2015 (4th Inning)
11	vs. North Dakota	4-28-2010 (6th Inn. (1))
11	vs. Saint Louis-\$	3-9-2008 (8th Inning)
10	vs. Northern Colorado	3-29-2026 (7th Inning)
10	vs. Dakota Wesleyan	4-1-2015 (2nd Inn. (2))
10	at Alabama A&M	2-21-2014 (7th Inning)
10	at North Dakota State	5-14-2013 (2nd Inn. (1))
10	at Southern Utah	4-24-2010 (3rd Inning)
10	at Dallas Baptist	4-3-2010 (8th Inning)
10	at Western Illinois	4-25-2009 (5th Inn. (1))
10	vs. Presentation	4-21-2008 (4th Inning)
10	vs. New York Tech-#	5-23-2007 (1st Inning)

\$-at Huntsville, Texas
 #-at Orem, Utah
 Game of doubleheader in parentheses

All five Jackrabbit runs scored on home runs — two-run shots by Luke Luskey and Adam Benes, as well as a solo homer by Dayton Franke.

Game 4: SDSU 7, Omaha 3 (May 9 at Omaha, Nebraska)

• W-Arlen Peters (1-3). L-Ben Weber (3-5). SV-Dylan Driessen (6).

The South Dakota State pitching tandem of Arlen Peters and Jake Goble cooled the Omaha bats for the first eight innings and the Jackrabbits took control with a four-run fifth.

Carter Sintek doubled in two of the fifth-inning runs and added a run-scoring single in the seventh to help the Jackrabbits build a 7-1 lead.

Omaha scored two runs in the bottom of the ninth and had the tying run on deck before Dylan Driessen ended the game with a strikeout.

Game 5: Omaha 14, SDSU 11 (May 10 at Omaha, Nebraska)

• W-Cameron Teinert (1-4). L-Tristan Augedahl (0-2). SV-Oliver Mabee (4).

Cardel Dick capped an 11-run sixth inning for Omaha with a grand slam and the Mavericks held off a Jackrabbit comeback bid in the late innings to even the series at Tal Anderson Field. Jackson Trout was 4-for-5 with a pair of doubles and three runs scored to pace the Omaha offense.

Dayton Franke sparked the Jackrabbits with a pinch-hit two-run home run in the seventh inning and SDSU scored four times in the eighth for the final margin.

Game 6: SDSU 14, Omaha 3 (May 11 at Omaha, Nebraska)

• W-Sam Schlecht (3-3). L-Maddox Meyer (2-2).

The Jackrabbits jumped out to a 4-0 first-inning lead and put the game away with a six-run fourth inning to secure the road series. Owen Siegert and Jess Bellows each tallied three of SDSU's 13 hits.

Game 7: SDSU 14, Omaha 3 (May 11 at Omaha, Nebraska)

• W-Sam Beck (1-0). L-Dylan Driessen (2-3).

Omaha's Drew Borner hit a two-run single in the bottom of the 10th inning to finish off a 7-6 comeback victory in ending South Dakota State's 2025 season. Borner's heroics came after the Jackrabbits had taken a 6-5 lead on a sacrifice fly by Nolan Grawe in the top of the 10th for his fourth RBI of the game.

SDSU led 5-0 until Omaha scored four runs in the sixth and tied the game at 5-all with a run in the bottom of the ninth.

SHORT HOPS: Following are some more quick notes regarding the South Dakota State baseball team heading into this week's games against Omaha:

- After going 1-7 in one-run games after a slew of close contests in February and March, the Jackrabbits have won their last two games decided by a single run in recent Summit League series. SDSU recorded its second one-run victory of the season with a 7-6, 11-inning triumph over Northern Colorado on April 24. SDSU scored three times in the bottom of the 11th after the Bears scored twice in the top of the frame. The Jacks then rallied for a 5-4 victory May 2 at North Dakota State after trailing 4-0 through three innings.

- SDSU scored 21 runs in each of the last two games of its Summit League series at Northern Colorado in late March, marking the first time since an April 28, 2010, home doubleheader against North Dakota (won 21-10 and 21-8) that the Jackrabbits scored 20-plus runs in consecutive games.

- The Jackrabbits tallied double-digit runs in an inning for the second and third times this season, scoring 12 runs in the eighth inning of the March 28 game at Northern Colorado, followed by a 10-run seventh inning the next day.

- SDSU previously set a program single-game record by scoring 17 runs in the fourth inning of its 19-11, series-opening win at Incarnate Word on Feb. 17 in San Antonio, Texas. Each of the first 12 batters of the inning reached base safely and a total of 21 men went to the plate in the frame.

- The Jackrabbits have scored in double figures in 14 games this season.

- Nolan Grawe had his 16-game hitting streak come to an end in the April 19 series finale against Oral Roberts. Over his 16-game hitting streak, which began March 17 at Oklahoma State, Grawe batted .370 (27-for-73) with 23 RBIs and 19 runs scored. He notched an extra-base hit in 11 of the games en route to a .658 slugging percentage (seven doubles, four triples and two home runs) during his recent hot streak.

QUICK FACTS

NAME OF SCHOOL: South Dakota State University
CITY/ZIP: Brookings, SD 57007
ENROLLMENT: 12,139 (fall 2025)
COLORS: Yellow and Blue
HOME STADIUM: Erv Huether Field (600 capacity)
PRESIDENT: Dr. Barry H. Dunn
ATHLETIC DIRECTOR: Justin Sell
2025 OVERALL RECORD: 16-36
2025 SUMMIT LEAGUE RECORD: 12-18 (fifth place)
2025 HOME RECORD: 11-9
2025 AWAY/NEUTRAL RECORD: 5-25/0-2
POSITION STARTERS RETURNING/LOST: 5/4
ALL-TIME RECORD: 1,464-1,265-5
FIRST YEAR OF BASEBALL: 1947
NCAA DIVISION I POSTSEASON APPEARANCES: One/2013
NCAA DIVISION II POSTSEASON APPEARANCES: Nine (last in 1995)

- Grawe tied an SDSU single-season record with a 19-game hitting streak during his freshman season in 2025. The Cedar Rapids, Iowa, native set an SDSU freshman record with 69 hits last season and ended the 2025 campaign with a 12-game hitting streak that reached 14 games with hits in the first two games he played this season.
- Grawe recorded his 100th career hit March 25 at Creighton and enters the weekend with 129 hits in only 95 career games. He currently leads the team with 60 hits, 18 doubles, four triples and 44 runs scored. He also ranks second with five home runs, 41 RBIs and a .549 slugging percentage after going 6-for-15 at the plate last weekend versus St. Thomas. Four of his six hits went for extra bases as he notched three doubles and a home run.
- Nic Werk has dramatically improved his offensive numbers from a season ago and currently is tied for second on the team with eight doubles. Werk had his career-best streak of reaching base safely in 17 consecutive games snapped in the April 19 series finale versus Oral Roberts. As part of his streak, Werk registered a .900 on-base percentage in the two-game series at Oklahoma State (4-for-5 with five walks) March 17-18.
- A utility player, Werk has made 26 starts at second base, eight in left field, two at shortstop, one in right field and one in center field. After missing the eight games of the Jackrabbits' season-opening road trip through Texas, he has started 38 of the last 39 games.
- As a team, the Jackrabbits hit a season-high six home runs in the 19-1 victory against Minnesota Morris. That marked the most by an SDSU squad in a game at the current Erv Huether Field, which opened in 2008, and the most in any game since hitting seven in Game 2 of a doubleheader May 14, 2023, against Northern Colorado in Sioux Falls.
- Included in the Jackrabbit onslaught against Minnesota Morris were back-to-back home runs by back-to-back home runs by Nate Wachter and Luke Luskey in the fifth inning. That marked the first consecutive homers by the Jackrabbits since Luskey and Bryce Ronken accomplished the feat March 1, 2025, at Sacramento State.
- Luke Wroblewski led off the April 11 series finale at St. Thomas with a home run, marking the first time the Jackrabbits have opened a game with a round-tripper since Bryce Ronken at Northern Colorado on May 4, 2024. Wroblewski's leadoff blast was the lone home run SDSU hit in the three-game series against the Tommies.
- A graduate transfer, Wroblewski has moved from right field to center field in recent weeks in place of an injured Owen Siegert.
- Siegert has been out of action since the series at Northern Colorado in late March and has missed the last 19 games. He could return to the lineup this weekend and be available for postseason play should the Jackrabbits advance. At the time of his injury, Siegert was batting a team-best .343 (35-for-102).
- Sam Schlecht has been a constant in the starting rotation for the Jackrabbits all season as the senior right-hander has pitched at least five innings in nine of his 12 starts, including five of the last six. Schlecht leads the staff in strikeouts (59) and innings pitched (61.1), while sharing the team lead with three wins.
- Ty Madison has been the winning pitcher in each of his last three appearances. The senior right-hander began the streak by pitching the final 7 2/3 innings and striking out a career-high 10 batters May 2 at North Dakota State. He then picked up the win in relief in both his May 8 and May 10 outings against St. Thomas, when he pitched a combined 6 2/3 innings.
- Left-handed reliever Tristan Augedahl retired all six St. Thomas batters he faced in closing out the Jackrabbits' two wins last weekend. Augedahl struck out two in the top of the ninth of the May 8 series opener to pick up his team-leading fourth save of the season, then notched one strikeout in a 1-2-3 ninth in the May 10 series finale.
- SDSU's combined no-hitter by Drew McDowell (6 innings) and Austin Henry (1 inning) versus Buena Vista on April 28 was the first Jackrabbit no-no of the Division I era (since 2005). The last Jackrabbit no-hitter was turned in by Pete Torgerson against Southwest Minnesota State on April 1, 1989.
- The Jackrabbits turned three double plays in a game for the third time this season April 29 versus Minnesota Morris and now have 35 double plays to their credit and are fielding at a .976 clip for the season.

THE SUMMIT LEAGUE

2026 STANDINGS

SCHOOL	OVERALL	CONF.
Oral Roberts	30-20	20-5
Omaha	18-23	13-10
Northern Colorado	5-34	12-13
South Dakota State	20-27	11-12
North Dakota State	11-30	7-14
St. Thomas	10-36	7-16

Through games played May 5, 2026

PRESEASON POLL

1. Oral Roberts (4)	22
2. Omaha (2)	19
St. Thomas	19
4. South Dakota State	12
5. North Dakota State	11
6. Northern Colorado	6

2026 SUMMIT LEAGUE AWARDS

SUMMIT LEAGUE PEAK PERFORMER OF THE WEEK

• Carter Taylor-OF	Feb. 24
• Luke Luskey-1B/DH	Mar. 24
• Nate Wachter-OF/C	May 5

SUMMIT LEAGUE PEAK PITCHER OF THE WEEK

• Sam Schlecht-RHP	Mar. 3
• Ty Madison-RHP	May 5

2026 LEAGUE LEADERS

TRISTAN AUGEDAHL

• T-4th in saves	4
------------------	---

NOLAN GRAWE

• 1st in doubles	18
• 1st in runs scored	44
• T-3rd in triples	4
• T-3rd in runs batted in	41
• 4th in hits	60
• 5th in batting average	.326
• 6th in slugging percentage	.549

LUKE LUSKEY

• 1st in runs batted in	52
• T-1st in home runs	11
• 3rd in runs scored	41
• 5th in slugging pct.	.577
• 6th in on-base percentage	.477
• 7th in batting average	.321
• 9th in hits	54

TY MADISON

• T-8th in strikeouts	45
• 9th in earned run average	5.74
• 10th in innings pitched	53.1

SAM SCHLECHT

• 5th in strikeouts	.59
• 5th in innings pitched	61.1

CARTER TAYLOR

• 2nd in on-base percentage	.477
• 8th in batting average	.321
• 10th in slugging pct.	.478

NATE WACHTER

• 7th in runs batted in	35
• T-5th in triples	3

LUKE WROBLEWSKI

• 5th in runs scored	38
• T-7th in stolen bases	8



• Travis Finney became the third different Jackrabbit player to be hit by a pitch three times in a game this season as he was plunked three times April 22 versus Briar Cliff to tie a Jackrabbit single-game record in the Division I era (since 2005). Dayton Franke and Brady Brown were each hit by pitches three times in a game in February — Franke was dotted three times in the Feb. 17 series opener at Incarnate Word, while Brown was hit three times in the Feb. 22 series finale at Tarleton State.

• SDSU also tied a team record in the Division I era by being hit a total of eight times in back-to-back games against Briar Cliff (April 22) and Northern Colorado (April 24). That matched the mark first established March 17, 2022, at Northwestern State (La.). In the game against Northern Colorado, six Jackrabbit batters were hit by pitches in the first inning alone, helping SDSU score four times without the benefit of a hit.

• In all, Jackrabbit players have been hit by pitches a total of 99 times in 2026. Luke Luskey has been hit by a pitch 17 times to lead the team, followed by Dayton Franke and Carter Taylor with 14. Luskey's 17 hit-by-pitches are second-most in a season in program history and one behind single-season leader Jesse Sawyer (18 in 2010).

• Taylor had his team-best 20-game streak of reaching base safely come to an end in the May 1 series opener at North Dakota State. However, he finished the series strong by going 5-for-10 at the plate over the final two games, including hitting his fourth home run of the season in the series finale. Taylor has drawn a team-best 27 walks this season and leads the team with a .477 on-base percentage after going 3-for-3 in the May 10 series finale against St. Thomas.

• Luskey tallied his 100th career RBI with a run-scoring double in the first inning of Game 2 of the March 21 doubleheader against North Dakota State and comes into the weekend with 135 RBIs in 131 career games (125 starts). He leads the team and Summit League with 52 RBIs after driving in 13 over the last four games.

• Luskey has moved into the Jackrabbit career top 10 for home runs after connecting on five round-trippers over the last eight games to up his career total to 33. He hit his team-leading 11th home run of the season in the first inning of the May 8 series opener against St. Thomas.

• Luskey's two-homer game May 3 was his second of the season — both of which have come against North Dakota State — and fifth of his career. He also homered twice against the Bison in the first game of a March 21 doubleheader at Erv Huether Field.

• Luke Evenson (April 22 against Briar Cliff) and Nate Wachter (April 29 versus Minnesota Morris) also have hit two home runs in a game this season for the Jacks.

PLAYERS OF THE WEEK: South Dakota State last week swept the Summit League baseball weekly awards with Nate Wachter earning Kwik Star Peak Performer of the Week accolades and Ty Madison receiving Kwik Star Peak Pitcher of the Week honors.

In five games last week, Wachter batted .667 (12-for-18) with 10 runs batted in and nine runs scored, adding a 1.167 slugging percentage. He collected two or more hits in four of the five games, highlighted by a 4-for-4, two-home run, seven-RBI performance against Minnesota Morris on April 29. A redshirt freshman outfielder/catcher from Blair, Nebraska, Wachter went 3-for-4 in each of the Jackrabbits' two wins at North Dakota State over the weekend, including delivering the game-winning hit in a 5-4 come-from-behind victory on May 2.

Madison pitched the final 7 2/3 innings and recorded a career-high 10 strikeouts in SDSU's one-run victory at North Dakota State on May 2. After allowing a run in his first full inning of work, the senior right-hander from Omaha, Nebraska, blanked the Bison over the final six frames and retired 10 batters in a row in one stretch. He did not walk a batter in the game.

Since moving to the bullpen in late March, Madison has posted a 2.05 earned run average over 22 innings and seven relief appearances while striking out 22 batters and issuing only one base on balls.

Wachter and Madison are the fourth and fifth Jackrabbit players to garner Summit League weekly awards this season. Outfielder Carter Taylor (Feb. 24) and designated hitter/first baseman Luke Luskey (March 24) were previous Peak Performer honorees, while Sam Schlecht was selected as Peak Pitcher of the Week on March 3.

COACH BISHOP

AT HURON UNIVERSITY

- 38-18 record in one season (2000)

AT MILES CITY COMMUNITY COLLEGE

- 377-151 in 10 seasons (2001-10)

AT MONTANA STATE-BILLINGS

- 134-153-1 in six seasons (2011-16)

AT SOUTH DAKOTA STATE

- 194-265 in 10 seasons (2017-present)
- 26-24 in 2017
- 18-32 in 2018
- 28-22 in 2019
- 5-12 in 2020
- 15-32 in 2021
- 22-23 in 2022
- 24-28 in 2023
- 20-29 in 2024
- 16-36 in 2025
- 20-27 in 2026

CAREER TOTALS

- 743-587-1 in 26 seasons (2000-present)

PRESEASON POLL: South Dakota State has been picked to finish fourth in the upcoming Summit League baseball race, according to a preseason poll conducted among the league's six head coaches and announced Feb. 11.

The Jackrabbits totaled 12 points in the poll and are coming off a 2025 campaign in which they compiled a 16-36 overall record, including a 12-18 mark in The Summit League. SDSU returned to the four-team Summit League Baseball Championship, marking the 14th time in 16 years of Division I eligibility that the Jackrabbits qualified for the double-elimination tournament.

Oral Roberts earned the top spot in the preseason poll with 24 points and four first-place votes. Omaha received the other two first-place votes and tied with defending regular season champion St. Thomas for second place in the survey with 19 points.

North Dakota State (11 points) and Northern Colorado (6 points) rounded out the poll.

The top four teams in league play will advance to the Summit League Baseball Championship May 20-23 at Siebert Field in Minneapolis, Minnesota.

In addition to the preseason poll, Jackrabbit first baseman Luke Luskey was named a Summit League Player to Watch and Ty Madison was selected as a Summit League Pitcher to Watch.

Luskey, a junior from Green Isle, Minnesota, has earned second-team all-Summit League honors each of the last two seasons. In 2025, he led the league with 14 home runs despite missing the final 12 games of the season due to injury. Luskey also paced the Jackrabbits with 52 runs batted in and a .691 slugging percentage while batting .336.

A senior from Omaha, Madison began the 2025 season in the starting rotation before moving to the bullpen. He made a team-high 22 appearances, striking out 26 batters in 30 innings and posting a 2-2 record.

SUMMIT LEAGUE SUCCESS: South Dakota State has been a consistent winner in The Summit League since it became a league member in 2008. Now in their 19th season as a member of The Summit League, the Jackrabbits have compiled a 250-222 (.530 winning percentage) record in regular season conference games.

SDSU has posted a .500 or better record in league play 10 times and has qualified for the four-team postseason tournament 14 out of the 16 years it has been eligible (no tournament in 2020 due to COVID-19 pandemic).

The Jackrabbits shared a Summit League regular season title in 2010 and won the league's postseason tournament in 2013.

COACH BISHOP: Rob Bishop, who has guided college baseball teams to more than 700 victories, was named head baseball coach at South Dakota State University on Aug. 1, 2016. Bishop is the ninth head coach in program history and the fourth in the Division I era of Jackrabbit baseball.

Through nine-plus seasons with the Jackrabbits, Bishop holds a 194-265 record at SDSU, including a 120-121 mark in Summit League regular season games. He also has led the Jackrabbits to the four-team Summit League Baseball Championship seven times, highlighted by finals appearances on two occasions — in 2018 and 2023.

The 2023 squad set a school record with 89 home runs in 52 games. SDSU played only one true home game but managed a 24-28 overall record and a winning season in Summit League play with a 13-11 mark. That momentum carried over to the four-team league postseason tournament, where the Jackrabbits made a run to the title game.

SDSU hit a Summit League-best 80 home runs in 2024 and also led the circuit with a .492 slugging percentage.

Overall, Bishop has compiled a 743-587-1 record (.559 winning percentage) as a collegiate head coach. He earned his 700th career victory in the Jackrabbits' 11-7 win at North Dakota State on April 6, 2024.

Individually, Jackrabbit players have been honored as all-Summit League performers 48 times during Bishop's tenure, including seven all-league selections in 2025.

Prior to becoming head coach at SDSU, Bishop spent six years at NCAA Division II member Montana State University-Billings, where he led the Yellowjackets to back-to-back Great Northwest Athletic Conference regular season titles in 2015 and 2016, attaining the program's first-ever 30-win season with a 30-20 record in 2016.

Previously, Bishop spent 10 years at Miles City Community College in Montana,

PRONUNCIATION GUIDE

Agedahl	AUG-ah-doll
Avon Barney	AV-un (as in Avenue)
Duerr	deer
Evenson	EE-ven-son
Franke	FRON-key
Grawe	graw
Husar	HEW-sarr
Jirschele	JERSH-lee
Kruger	CREW-gurr
Luskey	LUSS-key
Novotny	no-VOTT-nee
Rylance	RYE-lance
Schlecht	shleckt
Schlomann	SHLO-man
Siegert	SEE-gert
Sjuts	suits
Vogt	vote
Wachter	WOK-ter
Wroblewski	roe-BLESS-key

where his teams won MonDak conference championships every year. His squads also claimed five consecutive junior college region titles and a Northwest District championship in 2007 to advance to the NJCAA Division II College World Series.

Bishop's teams won at least 30 games in all 10 seasons, including four with 40 wins. He ended his tenure at Miles City with a 377-151 overall record. He also served as athletic director the last five years of his tenure at Miles City.

Bishop served as a graduate assistant at SDSU under head coach Mark Ekeland during the 1998 and 1999 seasons. In his first year as a head coach, Bishop led Huron University to the South Dakota Intercollegiate Conference title in 2000 with a 38-18 mark.

A 1994 graduate of Jamestown College, Bishop earned NAIA All-America honors during the 1992 and 1994 seasons as an infielder.

THE ROSTER: The 2025 SDSU baseball roster features 34 players from 10 different states and one foreign country (Australia). Of the 34 players, 13 are from Minnesota, five are from Nebraska and South Dakota, three are Iowa natives and two hail from Montana, North Dakota, South Dakota and Washington. Arizona and Wyoming are represented by one player each.

By class, one is a graduate transfer, three are seniors and nine are juniors. The sophomore class consists of 10 players and there is one redshirt freshmen, while 10 are incoming freshmen.

No.	PLAYER	Pos.	B-T	Ht.	Wt.	Yr.	HOMETOWN/PREVIOUS SCHOOL
1	Owen Siegert*	OF/P	L/L	5-10	180	So.	Melbourne, Iowa/West Marshall H.S.
2	Nolan Grawe*	IF	L/R	6-3	190	So.	Cedar Rapids, Iowa/Kennedy H.S.
3	Matthew Werk***	P	R/R	5-11	185	Sr.	Madison Lake, Minn./Mankato East H.S.
4	Keagen Jirschele*	IF/P	R/R	5-11	190	So.	Wausau, Wis./Mosinee H.S.
5	Luke Wroblewski	OF	R/R	6-1	205	Gr.	Sussex, Wis./Northwestern (Iowa)
6	Luke Jones	C	R/R	6-0	200	Jr.	Gilbert, Ariz./South Mountain CC (Ariz.)
7	Travis Finney	IF	R/R	5-10	185	Jr.	East Benteleigh, Australia/Yakima Valley
8	Brady Brown*	OF	R/R	5-11	190	So.	Blair, Neb./Blair H.S.
9	Luke Luskey	IF	R/R	5-11	230	Jr.	Green Isle, Minn./Belle Plaine H.S.
10	Nate Wachter	C/UT	R/R	6-2	205	R-Fr.	Blair, Neb./Blair H.S.
11	Tristan Agedahl*	P	L/L	6-8	215	So.	Caledonia, Minn./Caledonia H.S.
12	Drew McDowell*	P	R/R	6-2	225	So.	Billings, Mont./Billings West H.S.
13	Mason Lang*	C	L/R	6-1	205	So.	Chaska, Minn./Chanhassen H.S.
14	Carter Taylor	OF	R/R	6-0	180	Fr.	Missoula, Mont./Sentinel H.S.
15	Nic Werk*	UT/P	R/R	5-10	175	So.	Madison Lake, Minn./Mankato East H.S.
17	Jacob Sjuts	P	R/R	6-5	225	Jr.	Humphrey, Neb./Des Moines Area CC
19	Dylan Richardson	P	R/R	6-3	230	Jr.	Vancouver, Wash./Edmonds College
20	Ty Madison*	P	R/R	6-2	225	Sr.	Omaha, Neb./Des Moines Area CC
21	Caleb Duer*	P	R/R	6-4	185	So.	West Fargo, N.D./Sheyenne H.S.
22	Sam Schlecht**	P	R/R	6-6	225	Sr.	Maple Grove, Minn./Iowa Central CC
23	Jack Kruger**	P	R/R	6-4	220	Jr.	Belle Plaine, Minn./Belle Plaine H.S.
24	Kaden Rylance	P	R/R	6-0	225	Fr.	Watertown, S.D./Watertown H.S.
25	Grant Sorensen	IF	R/R	6-0	190	Fr.	West Des Moines, Iowa/Waukee H.S.
27	Sam Novotny	P	R/R	6-2	200	Jr.	Omaha, Neb./Johnson County CC (Kan.)
28	Jaren Vogt	P/UT	R/R	6-0	205	Fr.	Mayer, Minn./Watertown-Mayer H.S.
29	Will Kent**	P	R/R	6-1	185	Jr.	Rosemount, Minn./Rosemount H.S.
30	Dayton Franke*	IF	L/L	6-2	230	So.	Plymouth, Minn./Robbinsdale Armstrong
31	Trey Husar	P/OF	L/L	6-3	185	Fr.	Harwood, N.D./Northern Cass H.S.
32	Austin Henry	P	R/R	6-5	220	Jr.	Dell Rapids, S.D./Missouri
34	Luke Evenson	C/OF	R/R	5-10	165	Fr.	Auburn, Wash./Bellevue Christian
35	Logan Campbell	UT/P	L/R	6-2	195	Fr.	Lakeville, Minn./Lakeville North H.S.
36	Avon Barney	P	L/L	6-1	210	Fr.	Sheridan, Wyo./Big Horn H.S.
37	Brandon Week	P	L/L	6-2	205	Fr.	Pine Island, Minn./Pine Island H.S.
38	Derek Schlomann	OF	L/L	6-0	190	Fr.	Ham Lake, Minn./Blaine H.S.

* indicates number of varsity letters earned

COACHING STAFF

Rob Bishop	Head Coach
Danny Higginbotham	Assistant Coach (Third Base Coach)
Michael Newstrom	Pitching Coach
Nate Robertson	Graduate Assistant (First Base Coach)

ON DECK: Should the Jackrabbits earn a spot in the four-team Summit League Baseball Championship, they will play at either noon or 6 p.m. on May 20 in the opening round of the double-elimination tournament at the University of Minnesota.

The Automated ScoreBook
Overall Statistics for South Dakota State (as of May 10, 2026)
(All games Sorted by Batting avg)

Record: 20-27 Home: 9-6 Away: 10-20 Neutral: 1-1 Summit: 11-12

Player	avg	gp-gs	ab	r	h	2b	3b	hr	rbi	tb	slg%	bb	hp	so	gdp	ob%	sf	sh	sb-att	po	a	e	fld%
Owen Siegert	.343	26-26	102	17	35	3	3	0	13	44	.431	20	1	13	2	.455	0	1	3-3	75	4	0	1.000
Nolan Grawe	.326	44-44	184	44	60	18	4	5	41	101	.549	23	4	24	1	.407	3	2	6-7	50	58	2	.982
Luke Luskey	.321	46-46	168	41	54	8	1	11	52	97	.577	20	17	34	4	.435	4	0	2-2	56	3	4	.937
Carter Taylor	.321	43-40	134	32	43	9	0	4	22	64	.478	27	14	34	3	.477	1	2	6-6	71	0	1	.986
Grant Sorensen	.310	31-15	58	16	18	6	0	1	13	27	.466	11	3	21	3	.444	0	2	1-1	27	36	4	.940
Nate Wachter	.309	43-38	149	27	46	7	3	3	34	68	.456	15	5	37	1	.386	2	0	2-2	177	14	0	1.000
Luke Jones	.294	28-23	68	11	20	2	0	1	13	25	.368	11	5	14	0	.429	0	3	3-3	98	12	4	.965
Nic Werk	.256	39-38	129	25	33	9	0	0	19	42	.326	25	5	34	3	.387	4	3	1-1	54	80	4	.971
Keagen Jirschele	.244	41-38	127	26	31	7	2	1	14	45	.354	18	9	42	1	.372	2	3	4-6	46	101	9	.942
Luke Wroblewski	.236	43-34	127	38	30	4	0	2	28	40	.315	19	4	19	2	.349	2	4	8-9	85	0	2	.977
Mason Lang	.231	24-2	26	3	6	0	1	2	10	14	.538	3	1	8	0	.333	0	0	0-0	0	0	0	.000
Travis Finney	.217	26-15	60	11	13	4	0	0	8	17	.283	7	8	13	1	.368	1	2	1-1	24	45	1	.986
Jaren Vogt	.214	8-3	14	3	3	0	0	1	2	6	.429	1	0	7	0	.267	0	0	0-1	4	2	2	.750
Dayton Franke	.208	44-40	149	22	31	8	0	3	29	48	.322	17	14	36	2	.339	3	1	0-0	286	21	1	.997
Luke Evenson	.189	25-11	37	11	7	0	0	2	5	13	.351	14	2	17	1	.434	0	2	1-2	88	8	1	.990
Brady Brown	.139	27-10	36	9	5	0	0	0	6	5	.139	4	7	7	1	.327	2	0	1-1	14	1	1	.938
Trey Husar	.000	4-0	1	2	0	0	0	0	0	0	.000	0	0	1	0	.000	0	0	0-0	0	1	2	.333
Totals	.277	47	1569	338	435	85	14	36	309	656	.418	235	99	361	25	.399	24	25	39-45	1172	429	39	.976
Opponents	.286	47	1537	350	440	84	11	47	321	687	.447	245	75	340	30	.404	26	18	53-63	1203	431	49	.971

LOB - Team (416), Opp (381). DPs turned - Team (35), Opp (28). CI - Team (2), Jones 2, Opp (5). IBB - Team (2), Jones 1, Grawe 1, Opp (4). Picked off - N. Werk 2, Siegert 1, Wroblewski 1.

(All games Sorted by Earned run avg)

Player	era	w-l	app	gs	cg	sho	sv	ip	h	r	er	bb	so	2b	3b	hr	b/avg	wp	hp	bk	sfa	sha
Matthew Werk	4.58	1-0	11	1	0	0/0	0	19.2	19	10	10	13	17	4	0	1	.260	2	3	0	2	0
Austin Henry	4.67	0-2	21	0	0	0/0	0	17.1	9	11	9	27	19	1	0	1	.164	2	1	1	3	1
Tristan Augedahl	4.91	3-1	18	0	0	0/0	4	33.0	32	20	18	19	41	9	1	1	.252	1	5	1	4	2
Drew McDowell	5.14	3-1	10	3	0	0/0	0	28.0	16	17	16	17	32	1	0	5	.168	2	4	0	0	1
Ty Madison	5.74	3-5	17	6	0	0/0	0	53.1	62	34	34	10	45	12	1	6	.294	5	4	0	2	5
Sam Schlecht	5.87	3-4	12	12	0	0/0	0	61.1	73	47	40	18	59	15	2	10	.294	3	6	0	4	1
Jacob Sjuts	6.00	0-3	13	2	0	0/0	1	21.0	24	17	14	9	8	4	1	4	.289	1	3	1	1	0
Sam Novotny	7.07	3-6	12	12	0	0/0	0	56.0	62	50	44	25	43	14	5	8	.273	3	4	0	2	2
Kaden Rylance	7.75	2-3	11	8	0	0/0	0	33.2	34	33	29	27	23	10	1	1	.264	0	7	0	2	5
Dylan Richardson	11.09	0-0	15	0	0	0/0	0	18.2	28	23	23	14	18	5	0	2	.346	2	8	0	2	0
Avon Barney	13.50	0-1	10	0	0	0/0	0	6.0	7	9	9	15	7	1	0	0	.304	2	4	0	1	0
Logan Campbell	13.76	1-1	20	0	0	0/0	0	17.0	24	26	26	13	10	2	0	2	.353	3	16	0	0	1
Trey Husar	14.59	1-0	10	0	0	0/0	0	12.1	25	21	20	13	12	3	0	1	.439	3	5	0	1	0
Jaren Vogt	18.78	0-0	6	3	0	0/0	0	7.2	18	16	16	11	4	2	0	2	.474	2	2	0	0	0
Will Kent	23.82	0-0	7	0	0	0/0	0	5.2	7	16	15	14	2	1	0	3	.318	2	3	0	2	0
Totals	7.44	20-27	47	47	0	0/0	5	390.2	440	350	323	245	340	84	11	47	.286	33	75	3	26	18
Opponents	6.76	27-20	47	47	0	1/1	8	401.0	435	338	301	235	361	85	14	36	.277	36	99	2	24	25

PB - Team (12), Wachter 7, Evenson 3, Jones 1, Lang 1, Opp (16). Pickoffs - Team (4), Evenson 1, Wachter 1, Jones 1, Campbell 1, Opp (4). SBA/ATT - Jones (19-22), Wachter (17-21), Evenson (17-18), Novotny (8-9), Madison (8-8), Schlecht (3-7), Sjuts (5-6), Richardson (5-6), Barney (5-5), Husar (5-5), McDowell (2-3), Henry (1-3), Vogt (3-3), Campbell (2-2), Augedahl (2-2), Kent (2-2), Rylance (1-1), M. Werk (1-1).

The Automated ScoreBook
Overall Statistics for South Dakota State (as of May 10, 2026)
(All games Sorted by Fielding pct)

Player	c	po	a	e	fld%	dp	sba	csb	sba%	pb	ci
Nate Wachter	191	177	14	0	1.000	0	17	4	.810	7	0
Owen Siegert	79	75	4	0	1.000	1	0	0	---	0	0
Ty Madison	12	5	7	0	1.000	1	8	0	1.000	0	0
Kaden Rylance	7	0	7	0	1.000	0	1	0	1.000	0	0
Logan Campbell	7	3	4	0	1.000	1	2	0	1.000	0	0
Sam Novotny	6	3	3	0	1.000	0	8	1	.889	0	0
Sam Schlecht	6	0	6	0	1.000	0	3	4	.429	0	0
Tristan Augedahl	5	0	5	0	1.000	0	2	0	1.000	0	0
Matthew Werk	4	2	2	0	1.000	1	1	0	1.000	0	0
Austin Henry	4	1	3	0	1.000	0	1	2	.333	0	0
Drew McDowell	3	1	2	0	1.000	0	2	1	.667	0	0
Jacob Sjuts	3	0	3	0	1.000	0	5	1	.833	0	0
Dayton Franke	308	286	21	1	.997	24	0	0	---	0	0
Luke Evenson	97	88	8	1	.990	0	17	1	.944	3	0
Carter Taylor	72	71	0	1	.986	0	0	0	---	0	0
Travis Finney	70	24	45	1	.986	8	0	0	---	0	0
Nolan Grawe	110	50	58	2	.982	8	0	0	---	0	0
Luke Wroblewski	87	85	0	2	.977	0	0	0	---	0	0
Nic Werk	138	54	80	4	.971	12	0	0	---	0	0
Luke Jones	114	98	12	4	.965	0	19	3	.864	1	2
Keagen Jirschele	156	46	101	9	.942	22	0	0	---	0	0
Grant Sorensen	67	27	36	4	.940	9	0	0	---	0	0
Brady Brown	16	14	1	1	.938	0	0	0	---	0	0
Luke Luskey	63	56	3	4	.937	7	0	0	---	0	0
Jaren Vogt	8	4	2	2	.750	1	3	0	1.000	0	0
Dylan Richardson	4	2	1	1	.750	0	5	1	.833	0	0
Trey Husar	3	0	1	2	.333	0	5	0	1.000	0	0
Will Kent	0	0	0	0	.000	0	2	0	1.000	0	0
Mason Lang	0	0	0	0	.000	0	0	0	---	1	0
Avon Barney	0	0	0	0	.000	0	5	0	1.000	0	0
Totals	1640	1172	429	39	.976	35	53	10	.841	12	2
Opponents	1683	1203	431	49	.971	28	39	6	.867	16	5

The Automated ScoreBook
Conference statistics for South Dakota State (as of May 10, 2026)
(Summit games only Sorted by Batting avg)

Record: 11-12 Home: 5-6 Away: 6-6 Summit: 11-12

Player	avg gp-gs	ab	r	h	2b	3b	hr	rbi	tb	slg%	bb	hp	so	gdp	ob%	sf	sh	sb-att	po	a	e	fld%
Mason Lang	.375 8-0	8	0	3	0	1	0	3	5	.625	1	1	3	0	.500	0	0	0-0	0	0	0	.000
Luke Luskey	.352 23-23	88	21	31	4	0	6	30	53	.602	7	8	15	3	.438	2	0	1-1	13	0	2	.867
Owen Siegert	.333 9-9	36	8	12	0	2	0	8	16	.444	8	1	6	0	.467	0	0	2-2	27	2	0	1.000
Nate Wachter	.325 22-21	83	14	27	4	2	0	15	35	.422	8	2	17	0	.389	2	0	2-2	91	3	0	1.000
Nolan Grawe	.323 23-23	96	22	31	12	2	2	21	53	.552	12	2	15	1	.405	1	1	2-2	27	35	1	.984
Luke Jones	.294 16-12	34	5	10	1	0	0	6	11	.324	8	3	6	0	.467	0	2	2-2	63	8	4	.947
Carter Taylor	.277 21-21	65	13	18	5	0	2	10	29	.446	18	5	15	1	.466	0	1	3-3	30	0	0	1.000
Luke Wroblewski	.267 23-21	75	25	20	3	0	2	17	29	.387	10	2	12	0	.360	2	3	4-4	53	0	0	1.000
Keagen Jirschele	.261 22-22	69	16	18	5	2	1	10	30	.435	10	5	21	0	.388	1	2	2-2	19	59	6	.929
Nic Werk	.238 23-23	80	15	19	4	0	0	14	23	.288	11	5	22	3	.350	4	2	1-1	38	55	3	.969
Dayton Franke	.234 22-21	77	11	18	6	0	1	15	27	.351	10	7	19	1	.368	1	0	0-0	160	13	0	1.000
Grant Sorensen	.222 13-4	18	7	4	1	0	0	2	5	.278	4	1	9	1	.391	0	1	1-1	8	10	2	.900
Travis Finney	.154 7-2	13	1	2	0	0	0	2	2	.154	1	2	1	0	.313	0	0	0-0	6	6	1	.923
Luke Evenson	.125 11-4	16	2	2	0	0	0	0	2	.125	6	0	6	1	.364	0	2	0-0	36	3	1	.975
Brady Brown	.125 10-1	8	2	1	0	0	0	0	1	.125	1	1	1	0	.300	0	0	0-0	1	1	0	1.000

Trey Husar	.000 2-0	0	2	0	0	0	0	0	0	.000	0	0	0	0	.000	0	0	0-0	0	1	0	1.000
Jaren Vogt	.000 1-0	0	0	0	0	0	0	0	0	.000	0	0	0	0	.000	0	0	0-0	0	0	0	.000
Totals	.282 23	766	164	216	45	9	14	153	321	.419	115	45	168	11	.400	13	14	20-20	581	219	20	.976
Opponents	.283 23	764	163	216	39	7	24	152	341	.446	94	37	172	14	.383	11	12	20-24	584	192	26	.968

LOB - Team (208), Opp (176). DPs turned - Team (16), Opp (12). CI - Team (2), Jones 2, Opp (3). IBB - Team (2), Grawe 1, Jones 1, Opp (1). Picked off - Siegert 1, N. Werk 1, Wroblewski 1.

(Summit games only Sorted by Earned run avg)

Player	era	w-l	app	gs	cg	sho	sv	ip	h	r	er	bb	so	2b	3b	hr	b/avg	wp	hp	bk	sfa	sha
Matthew Werk	1.93	0-0	5	0	0	0/0	0	9.1	10	2	2	4	8	0	0	0	.286	0	2	0	1	0
Ty Madison	3.22	3-1	12	2	0	0/0	0	36.1	30	13	13	6	34	4	0	3	.229	3	2	0	0	5
Tristan Augedahl	6.00	1-0	10	0	0	0/0	4	21.0	23	15	14	8	23	7	1	0	.274	0	4	1	2	1
Sam Schlecht	6.80	1-3	8	8	0	0/0	0	41.0	58	38	31	10	37	10	2	9	.331	2	4	0	4	1
Kaden Rylance	7.36	2-1	5	5	0	0/0	0	18.1	18	15	15	14	13	6	0	0	.265	0	7	0	1	3
Jacob Sjuts	7.71	0-0	2	0	0	0/0	0	4.2	4	4	4	5	1	1	0	0	.235	0	0	1	0	0
Sam Novotny	7.82	2-5	8	8	0	0/0	0	35.2	35	33	31	19	29	7	4	7	.248	1	3	0	2	1
Drew McDowell	9.00	1-1	4	0	0	0/0	0	11.0	13	11	11	9	12	1	0	4	.302	1	3	0	0	1
Dylan Richardson	11.57	0-0	7	0	0	0/0	0	7.0	7	9	9	4	6	2	0	1	.269	1	6	0	1	0
Austin Henry	14.54	0-1	7	0	0	0/0	0	4.1	5	8	7	11	4	0	0	0	.294	1	0	0	0	0
Logan Campbell	20.25	1-0	6	0	0	0/0	0	4.0	7	9	9	3	4	0	0	0	.389	1	4	0	0	0
Trey Husar	54.00	0-0	1	0	0	0/0	0	1.0	6	6	6	1	1	1	0	0	.667	0	2	0	0	0
Totals	7.06	11-12	23	23	0	0/0	4	193.2	216	163	152	94	172	39	7	24	.283	10	37	2	11	12
Opponents	6.80	12-11	23	23	0	0/0	7	194.2	216	164	147	115	168	45	9	14	.282	15	45	0	13	14

PB - Team (4), Wachter 2, Evenson 1, Jones 1, Opp (9). Pickoffs - Team (1), Wachter 1, Opp (3). SBA/ATT - Jones (13-15), Wachter (6-6), Madison (5-5), Schlecht (3-4), Sjuts (3-4), Novotny (3-3), Henry (1-2), Augedahl (2-2), Richardson (1-2), Evenson (1-1), McDowell (1-1), M. Werk (1-1).

The Automated ScoreBook
Conference statistics for South Dakota State (as of May 10, 2026)
(Summit games only Sorted by Fielding pct)

Player	c	po	a	e	fld%	dp	sba	csb	sba%	pb	ci
Dayton Franke	173	160	13	0	1.000	14	0	0	---	0	0
Nate Wachter	94	91	3	0	1.000	0	6	0	1.000	2	0
Luke Wroblewski	53	53	0	0	1.000	0	0	0	---	0	0
Carter Taylor	30	30	0	0	1.000	0	0	0	---	0	0
Owen Siegert	29	27	2	0	1.000	1	0	0	---	0	0
Ty Madison	10	5	5	0	1.000	1	5	0	1.000	0	0
Tristan Augedahl	4	0	4	0	1.000	0	2	0	1.000	0	0
Sam Schlecht	4	0	4	0	1.000	0	3	1	.750	0	0
Kaden Rylance	4	0	4	0	1.000	0	0	0	---	0	0
Sam Novotny	3	2	1	0	1.000	0	3	0	1.000	0	0
Austin Henry	2	0	2	0	1.000	0	1	1	.500	0	0
Dylan Richardson	2	1	1	0	1.000	0	1	1	.500	0	0
Brady Brown	2	1	1	0	1.000	0	0	0	---	0	0
Logan Campbell	1	1	0	0	1.000	0	0	0	---	0	0
Trey Husar	1	0	1	0	1.000	0	0	0	---	0	0
Matthew Werk	1	0	1	0	1.000	0	1	0	1.000	0	0
Drew McDowell	1	0	1	0	1.000	0	1	0	1.000	0	0
Nolan Grawe	63	27	35	1	.984	5	0	0	---	0	0
Luke Evenson	40	36	3	1	.975	0	1	0	1.000	1	0
Nic Werk	96	38	55	3	.969	9	0	0	---	0	0
Luke Jones	75	63	8	4	.947	0	13	2	.867	1	2
Keagen Jirschele	84	19	59	6	.929	9	0	0	---	0	0
Travis Finney	13	6	6	1	.923	2	0	0	---	0	0
Grant Sorensen	20	8	10	2	.900	2	0	0	---	0	0
Luke Luskey	15	13	0	2	.867	0	0	0	---	0	0
Mason Lang	0	0	0	0	.000	0	0	0	---	0	0
Jacob Sjuts	0	0	0	0	.000	0	3	1	.750	0	0
Jaren Vogt	0	0	0	0	.000	0	0	0	---	0	0
Totals	820	581	219	20	.976	16	20	4	.833	4	2
Opponents	802	584	192	26	.968	12	20	0	1.000	9	3

2026 JACKRABBIT BASEBALL RESULTS

DATE	OPPONENT	SCORE	SITE	SDSU	OPPONENT	W-L	PITCHER OF RECORD
Feb. 13	UTSA	L, 4-17	San Antonio, Texas	4-9-0	17-19-1	0-1	Ty Madison (0-1)
Feb. 14	UTSA	L, 5-13	San Antonio, Texas	5-5-1	13-16-0	0-2	Sam Schlecht (0-1)
Feb. 15	UTSA	L, 1-13	San Antonio, Texas	1-9-2	13-13-1	0-3	Sam Novotny (0-1)
Feb. 17	Incarnate Word	W, 19-11	San Antonio, Texas	19-14-1	11-12-1	1-3	Tristan Augedahl (1-0)
Feb. 18	Incarnate Word	L, 18-19	San Antonio, Texas	18-14-2	19-13-0	1-4	Logan Campbell (0-1)
Feb. 20	Tarleton State	L, 2-9	Stephenville, Texas	2-7-0	9-14-1	1-5	Ty Madison (0-2)
Feb. 21	Tarleton State	W, 6-2	Stephenville, Texas	6-10-0	2-6-1	2-5	Sam Novotny (1-1)
Feb. 22	Tarleton State	W, 5-1	Stephenville, Texas	5-8-0	1-5-1	3-5	Sam Schlecht (1-1)
Feb. 27	Central Arkansas	L, 1-5	Conway, Ark.	1-4-0	5-12-0	3-6	Ty Madison (0-3)
Feb. 28	Central Arkansas	W, 8-5	Conway, Ark.	8-11-1	5-5-3	4-6	Sam Schlecht (2-1)
Mar. 1	Central Arkansas	L, 3-9	Conway, Ark.	5-6-3	9-9-1	4-7	Jacob Sjuts (0-1)
Mar. 4	Nebraska	L, 4-5	Lincoln, Neb.	4-10-0	5-11-0	4-8	Kaden Rylance (0-1)
Mar. 6	Northwestern	W, 5-4	Minneapolis, Minn.	5-8-1	4-6-0	5-8	Tristan Augedahl (2-0)
Mar. 7	Minnesota	(10 inn.) L, 2-3	Minneapolis, Minn.	2-9-1	3-4-1	5-9	Tristan Augedahl (2-1)
Mar. 8	Southern Illinois	L, 4-5	Minneapolis, Minn.	5-14-1	4-7-0	5-10	Ty Madison (0-4)
Mar. 11	Kansas State	L, 0-9	Manhattan, Kan.	0-5-1	7-9-0	5-11	Kaden Rylance (0-2)
Mar. 13	*Oral Roberts	L, 3-4	Tulsa, Okla.	3-4-0	4-8-2	5-12 (0-1)	Drew McDowell (0-1)
Mar. 14	*Oral Roberts	L, 1-3	Tulsa, Okla.	1-7-2	3-5-1	5-13 (0-2)	Austin Henry (0-1)
Mar. 15	*Oral Roberts	(8 inn.) L, 2-12	Tulsa, Okla.	2-7-0	12-15-0	5-14 (0-3)	Sam Novotny (1-2)
Mar. 17	Oklahoma State	L, 6-7	Stillwater, Okla.	6-10-1	7-5-0	5-15	Jacob Sjuts (0-2)
Mar. 18	Oklahoma State	L, 11-12	Stillwater, Okla.	11-14-2	12-11-4	5-16	Austin Henry (0-2)
Mar. 20	*NORTH DAKOTA STATE	L, 1-6	Erv Huether Field	1-6-0	6-7-1	5-17 (0-4)	Ty Madison (0-5)
Mar. 21	*NORTH DAKOTA STATE [DH]	W, 13-5	Erv Huether Field	13-15-3	5-9-1	6-17 (1-4)	Logan Campbell (1-1)
Mar. 21	*NORTH DAKOTA STATE [DH] (8 inn.)	W, 11-1	Erv Huether Field	11-12-0	1-5-0	7-17 (2-4)	Sam Novotny (2-2)
Mar. 25	Creighton	L, 5-11	Omaha, Neb.	5-9-0	11-14-0	7-18	Jacob Sjuts (0-3)
Mar. 27	*Northern Colorado	L, 6-9	Greeley, Colo.	6-7-0	9-12-3	7-19 (2-5)	Sam Schlecht (2-2)
Mar. 28	*Northern Colorado	W, 21-10	Greeley, Colo.	21-15-1	10-11-2	8-19 (3-5)	Drew McDowell (1-1)
Mar. 29	*Northern Colorado	(7 inn.) W, 21-2	Greeley, Colo.	21-18-0	2-3-0	9-19 (4-5)	Kaden Rylance (1-2)
Apr. 8	Minnesota	L, 7-16	Minneapolis, Minn.	7-6-1	16-15-0	9-20	Avon Barney (0-1)
Apr. 10	*St. Thomas [DH]	W, 7-2	St. Paul, Minn.	7-6-0	2-9-3	10-20 (5-5)	Sam Schlecht (3-2)
Apr. 10	*St. Thomas [DH]	L, 1-4	St. Paul, Minn.	1-7-1	4-7-2	10-21 (5-6)	Sam Novotny (2-3)
Apr. 11	*St. Thomas	(7 inn.) W, 13-2	St. Paul, Minn.	13-12-0	2-5-3	11-21 (6-6)	Kaden Rylance (2-2)
Apr. 14	Midland	(7 inn.) W, 13-3	Erv Huether Field	13-11-1	3-4-2	12-21	Trey Husar (1-0)
Apr. 17	*ORAL ROBERTS	L, 4-8	Erv Huether Field	4-9-2	8-12-1	12-22 (6-7)	Sam Schlecht (3-3)
Apr. 18	*ORAL ROBERTS	(7 inn.) L, 2-18	Erv Huether Field	2-5-0	18-15-0	12-23 (6-8)	Sam Novotny (2-4)
Apr. 19	*ORAL ROBERTS	L, 2-10	Erv Huether Field	2-5-2	10-12-0	12-24 (6-9)	Kaden Rylance (2-3)
Apr. 22	BRIAR CLIFF	W, 15-6	Erv Huether Field	15-10-1	6-7-1	13-24	Drew McDowell (2-1)
Apr. 24	*NORTHERN COLORADO	(11 inn.) W, 7-6	Erv Huether Field	7-4-0	6-7-2	14-24 (7-9)	Tristan Augedahl (3-1)
Apr. 25	*NORTHERN COLORADO	(7 inn.) L, 2-19	Erv Huether Field	2-7-1	19-15-0	14-25 (7-10)	Sam Novotny (2-5)
Apr. 28	BUENA VISTA	(7 inn.) W, 11-1	Erv Huether Field	11-8-0	1-0-4	15-25	Drew McDowell (3-1)
Apr. 29	MINNESOTA MORRIS	(7 inn.) W, 19-1	Erv Huether Field	19-15-0	1-2-0	16-25	Matthew Werk (1-0)
May 1	*at North Dakota State	L, 1-8	Fargo, N.D.	1-6-4	8-11-1	16-26 (7-11)	Sam Schlecht (3-4)
May 2	*at North Dakota State	W, 5-4	Fargo, N.D.	5-13-0	4-6-1	17-26 (8-11)	Ty Madison (1-5)
May 3	*at North Dakota State	W, 16-10	Fargo, N.D.	16-17-0	10-13-0	18-26 (9-11)	Sam Novotny (3-5)
May 8	*ST. THOMAS	W, 16-13	Erv Huether Field	16-17-1	13-17-2	19-26 (10-11)	Ty Madison (2-5)
May 9	*ST. THOMAS	L, 2-4	Erv Huether Field	2-5-3	4-4-0	19-27 (10-12)	Sam Novotny (3-6)
May 10	*ST. THOMAS	W, 7-3	Erv Huether Field	7-12-0	3-8-1	20-27 (11-12)	Ty Madison (3-5)

2026 JACKRABBIT BASEBALL TRENDS

2026 INNING-BY-INNING SCORING SUMMARY

	1	2	3	4	5	6	7	8	9	EX	TOTAL
South Dakota State	21	33	34	66	58	29	47	35	12	3	338
Opponents	48	39	46	43	45	45	35	43	3	3	350

JACKRABBITS' RECORD WHEN ...

Overall	20-27	Extra Innings	1-1	Leading After 8 Innings	13-1
Summit League	11-12	Shutouts	0-1	Trailing After 8 Innings	0-22
Non-Conference	9-15	Scoring 0-2 Runs	0-14	Tied After 8 Innings	1-1
Home Games.....	9-6	Scoring 3-5 Runs	3-8	Hit 0 Home Runs	9-16
Away Games	10-21	Scoring 6-9 Runs	5-3	Hit 1 Home Run	6-8
Neutral-Site Games	1-1	Scoring 10+ Runs	12-2	Hit 2+ Home Runs	5-3
Day Games	20-19	Opponent Scores 0-2 Runs	8-0	Opponent Hit 0 Home Runs.....	10-11
Night Games (start 6 p.m. or later)	0-8	Opponent Scores 3-5 Runs	6-8	Opponent Hit 1 Home Run	7-8
Games played on Monday.....	0-0	Opponent Scores 6-9 Runs	2-8	Opponent Hit 2+ Home Runs	3-8
Games played on Tuesday	3-1	Opponent Scores 10+ Runs	4-11	Made 0 Errors	12-11
Games played on Wednesday	2-6	Scored in First Inning	10-1	Made 1 Error	7-7
Games played on Thursday	0-0	Opponent Scored in First Inning	6-13	Made 2+ Errors	1-9
Games played on Friday	4-9	Scores First	13-7	Opponent Made 0 Errors	5-13
Games played on Saturday	7-6	Opponent Scores First.....	7-20	Opponent Made 1 Error.....	7-10
Games played on Sunday	4-5	Leading After 6 Innings	17-1	Opponent Made 2+ Errors.....	8-4
vs. Left-Handed Starter	7-6	Trailing After 6 Innings	2-22	Out-Hit Opponent.....	17-6
vs. Right-Handed Starter	13-21	Tied After 6 Innings	1-4	Out-Hit By Opponent	2-20
1-Run Games	3-7	Leading After 7 Innings	12-1	Hits Tied.....	1-1
2-Run Games	0-2	Trailing After 7 Innings	1-21		
5+ Run Games	12-14	Tied After 7 Innings	2-3		

2026 JACKRABBIT BASEBALL SEASON HIGHS

2026 TEAM GAME HIGHS

TEAM – BATTING

AT-BATS: 42, at Incarnate Word, 2-17-26, and at North Dakota State, 5-3-26
RUNS SCORED: 21, at Northern Colorado, 3-28-26, and at Northern Colorado, 3-29-26
RUNS SCORED-INNING: *17 (in fourth inning), at Incarnate Word, 2-17-26
HITS: 18, at Northern Colorado, 3-29-26
RUNS BATTED IN: 19, at Incarnate Word, 2-17-26, and vs. Minnesota Morris, 4-29-26
DOUBLES: 6, vs. North Dakota State, 3-21-26 [Game 2]
TRIPLES: 2, three times (last: vs. St. Thomas, 5-8-26)
HOME RUNS: 6, vs. Minnesota Morris, 4-29-26
TOTAL BASES: 36, vs. Minnesota Morris, 4-29-26
BASES ON BALLS: 11, three times (last: vs. Buena Vista, 4-28-26)
STRIKEOUTS: 15, at Creighton, 3-25-26
STOLEN BASES: 4, at Northern Colorado, 3-29-26
SACRIFICE BUNTS: 4, vs. North Dakota State, 3-21-26 [Game 2]
SACRIFICE FLIES: ^3, vs. Briar Cliff, 4-22-26
HIT BY PITCH: ^8, vs. Briar Cliff, 4-22-26, and vs. Northern Colorado, 4-24-26
RUNNERS LEFT ON BASE: 17, at Tarleton State, 2-21-26
HIT INTO DOUBLE PLAY: 3, vs. Northern Colorado, 4-24-26

TEAM – FIELDING

PUTOUTS: 33, vs. Northern Colorado, 4-24-26
ASSISTS: 15, at Tarleton State, 2-21-26
ERRORS: 4, at North Dakota State, 5-1-26
DOUBLE PLAYS: 3, three times (last: vs. Minnesota Morris, 4-29-26)

TEAM – PITCHING

INNINGS PITCHED: 11.0, vs. Northern Colorado, 4-24-26
MOST RUNS ALLOWED: 19, at Incarnate Word, 2-18-26, and vs. Northern Colorado, 4-25-26
FEWEST RUNS ALLOWED: 1, at Tarleton State, 2-21-26, and vs. Buena Vista, 4-28-26
MOST WALKS ALLOWED: *17, at Incarnate Word, 2-18-26
FEWEST WALKS ALLOWED: 0, at Northern Colorado, 3-27-26, and vs. Oral Roberts, 4-17-26
STRIKEOUTS: 13, three times (last: vs. Northern Colorado, 4-24-26)
MOST HITS ALLOWED: 19, at UTSA, 2-13-2026
FEWEST HITS ALLOWED: 0, vs. Buena Vista, 4-28-26 (combined no-hitter by Drew McDowell (6 inn.) and Austin Henry (1 inn.))
HOME RUNS ALLOWED: 5, at Incarnate Word, 2-18-26
WILD PITCHES: 3, three times (last: at North Dakota State, 5-1-26)
HIT BATTERS: 5, at Tarleton State, 2-20-26
* SDSU single-game record | ^ tied SDSU single-game record

2026 INDIVIDUAL GAME HIGHS

INDIVIDUAL – BATTING

AT-BATS: 6, eight times (last: by Nolan Grawe, vs. St. Thomas, 5-8-26)
RUNS SCORED: 4, six times (last: by Nate Wachter and Luke Luskey, at North Dakota State, 5-3-26)
HITS: 4, six times (twice by Nate Wachter and Nolan Grawe); last: by Nolan Grawe, vs. St. Thomas, 5-8-26
RUNS BATTED IN: 7, by Nate Wachter, vs. Minnesota Morris, 4-29-26, and by Luke Luskey, at North Dakota State, 5-3-26
DOUBLES: 2, eight times (last: by Nolan Grawe, vs. St. Thomas, 5-8-26)
TRIPLES: 1, 14 times (last: by Nate Wachter and Keagen Jirschele, vs. St. Thomas, 5-8-26)
HOME RUNS: 2, four times (twice by Luke Luskey); last: by Luke Luskey, at North Dakota State, 5-3-26
TOTAL BASES: 11, by Nate Wachter, vs. Minnesota Morris, 4-29-26, and by Luke Luskey, at North Dakota State, 5-3-26
BASES ON BALLS: 3, seven times (last: by Nolan Grawe, vs. Northern Colorado, 4-24-26)
STRIKEOUTS: 5, by Luke Luskey, at Creighton, 3-25-26
STOLEN BASES: 2, by Luke Wroblewski, at Creighton, 3-25-26
SACRIFICE BUNTS: 2, by Luke Evenson, vs. North Dakota State, 3-21-26 [Game 2]
SACRIFICE FLIES: 2, by Luke Luskey, vs. Buena Vista, 4-28-26
HIT BY PITCH: ^3, by Dayton Franke, at Incarnate Word, 2-17-26; by Brady Brown, at Tarleton State, 2-22-26, and by Travis Finney, 4-22-26

INDIVIDUAL – FIELDING

PUTOUTS: 13, three times (twice by Dayton Franke — last: at Central Arkansas, 2-27-26)
ASSISTS: 7, by Travis Finney, at Tarleton State, 2-21-26, and by Keagen Jirschele, vs. St. Thomas, 5-8-26
ERRORS: 2, three times (last: by Luke Jones, vs. St. Thomas, 5-9-26)

INDIVIDUAL – PITCHING

INNINGS PITCHED: 7.2, by Sam Novotny, vs. North Dakota State, 3-21-26 [Game 2]
RUNS ALLOWED: 11, by Sam Novotny, at UTSA, 2-15-26
EARNED RUNS ALLOWED: 8, three times (last: by Sam Schlecht, at Northern Colorado, 3-27-26)
HITS ALLOWED: 12, by Sam Schlecht, vs. St. Thomas, 5-8-26
HOME RUNS ALLOWED: 3, by Sam Schlecht, at Northern Colorado, 3-27-26
STRIKEOUTS: 10, by Ty Madison, at North Dakota State, 5-2-26
MOST WALKS ALLOWED: 5, three times (last: by Kaden Rylance, at Northern Colorado, 3-29-26)
HIT BATTERS: 3, by Dylan Richardson, at Oral Roberts, 3-15-26
WILD PITCHES: 3, by Trey Husar, at Oklahoma State, 3-18-26
^ tied SDSU single-game record

2026 JACKRABBIT BASEBALL STATISTICS

MISCELLANEOUS STATS

MULTI-HIT GAMES			MULTI-RBI GAMES			LONGEST HITTING STREAKS			REACHED BASE STREAKS		
PLAYER	2026	CAREER	PLAYER	2026	CAREER	PLAYER	CURRENT	CAREER	PLAYER	CURRENT	CAREER
Nolan Grawe	17	36	Luke Luskey	12	33	Luke Luskey	5	9 ('25)	Owen Siegert	10	16 ('25)
Luke Luskey	15	41	Nolan Grawe	9	14	Nate Wachter	5	8 ('26)	Nolan Grawe	8	26 ('25-26)
Carter Taylor	12	12	Luke Wroblewski	9	9	Mason Lang	3	3 ('26)	Nate Wachter	8	8 ('26)
Nate Wachter	12	12	Dayton Franke	7	11	Owen Siegert	2	8 ('25)	Luke Wroblewski	6	11 ('26)
Owen Siegert	10	24	Nate Wachter	7	7	Nolan Grawe	1	19 ('25)	Carter Taylor	5	20 ('26)
Dayton Franke	9	10	Carter Taylor	6	6	Carter Taylor	1	6 ('26)	Nic Werk	5	17 ('26)
Luke Wroblewski	8	8	Nic Werk	4	5	Luke Wroblewski	1	5 ('26)	Luke Luskey	5	15 ('25)
Nic Werk	7	8	Luke Jones	4	4	Dayton Franke	1	4 ('25)	Luke Jones	5	7 ('26)
Keagen Jirschele	6	10	Owen Siegert	3	10	Travis Finney	1	3 ('26)	Mason Lang	4	5 ('26)
Luke Jones	6	6	Keagen Jirschele	2	5	Keagen Jirschele	-	8 ('25)	Brady Brown	3	5 ('25)
Travis Finney	4	4	Mason Lang	2	3	Grant Sorenson	-	6 ('26)	Luke Evenson	2	5 ('26)
Grant Sorensen	4	4	Luke Evenson	2	2	Nic Werk	-	6 ('26)	Travis Finney	2	4 ('26)
Mason Lang	1	2	Grant Sorensen	2	2	Luke Jones	-	5 ('26)	Dayton Franke	1	12 ('26)
Brady Brown	1	1	Brady Brown	1	2	Brady Brown	-	3 ('25)	Keagen Jirschele	1	9 ('26)
Luke Evenson	1	1	Matthew Werk	-	1	Luke Evenson	-	3 ('26)	Grant Sorenson	-	8 ('26)
Matthew Werk	-	4				Matthew Werk	-	3 ('24)	Matthew Werk	-	7 ('24)
						Jaren Vogt	-	2 ('26)	Jaren Vogt	-	2 ('26)

HOME RUN LOG

1.	Jaren Vogt (1)	Feb. 14 at UTSA	Solo	2nd Inning
2.	Luke Jones (1)	Feb. 17 at Incarnate Word	3-Run	4th Inning
3.	Carter Taylor (1)	Feb. 17 at Incarnate Word	Solo	5th Inning
4.	Luke Luskey (1)	Feb. 18 at Incarnate Word	Solo	3rd Inning
5.	Nate Wachter (1)	Feb. 18 at Incarnate Word	3-Run	4th Inning
6.	Dayton Franke (1)	Feb. 18 at Incarnate Word	Grand Slam	5th Inning
7.	Nolan Grawe (1)	Feb. 27 at Central Arkansas	Solo	6th Inning
8.	Carter Taylor (2)	Mar. 1 at Central Arkansas	Solo	8th Inning
9.	Dayton Franke (2)	Mar. 4 at Nebraska	2-Run	8th Inning
10.	Keagen Jirschele (1)	Mar. 15 at Oral Roberts	Solo	2nd Inning
11.	Dayton Franke (3)	Mar. 15 at Oral Roberts	Solo	6th Inning
12.	Luke Luskey (2)	Mar. 17 at Oklahoma State	Solo	3rd Inning
13.	Mason Lang (1)	Mar. 18 at Oklahoma State	Solo	7th Inning
14.	Luke Luskey (3)	Mar. 21 vs. North Dakota State-1	Solo	5th Inning
15.	Luke Luskey (4)	Mar. 21 vs. North Dakota State-1	3-Run	7th Inning
16.	Luke Wroblewski (1)	Mar. 27 at Northern Colorado	3-Run	2nd Inning
17.	Luke Luskey (5)	Mar. 27 at Northern Colorado	Solo	3rd Inning
18.	Carter Taylor (3)	Mar. 28 at Northern Colorado	Solo	3rd Inning
19.	Luke Luskey (6)	Apr. 8 at Minnesota	3-Run	2nd Inning
20.	Luke Wroblewski (2)	Apr. 11 at St. Thomas	#Solo	1st Inning
21.	Nolan Grawe (2)	Apr. 14 vs. Midland	Solo	4th Inning
22.	Nolan Grawe (3)	Apr. 17 vs. Oral Roberts	2-Run	4th Inning
23.	Luke Evenson (1)	Apr. 22 vs. Briar Cliff	Solo	4th Inning
24.	Luke Evenson (2)	Apr. 22 vs. Briar Cliff	2-Run	6th Inning
25.	Luke Luskey (7)	Apr. 28 vs. Buena Vista	2-Run	5th Inning
26.	Nolan Grawe (4)	Apr. 29 vs. Minnesota Morris	Solo	1st Inning
27.	Nate Wachter (2)	Apr. 29 vs. Minnesota Morris	2-Run	4th Inning
28.	Nate Wachter (3)	Apr. 29 vs. Minnesota Morris	^3-Run	5th Inning
29.	Luke Luskey (8)	Apr. 29 vs. Minnesota Morris	^Solo	5th Inning
30.	Grant Sorensen (1)	Apr. 29 vs. Minnesota Morris	2-Run	5th Inning
31.	Mason Lang (2)	Apr. 29 vs. Minnesota Morris	+3-Run	6th Inning
32.	Luke Luskey (9)	May 3 at North Dakota State	2-Run	3rd Inning
33.	Luke Luskey (10)	May 3 at North Dakota State	Grand Slam	4th Inning
34.	Carter Taylor (4)	May 3 at North Dakota State	2-Run	7th Inning
35.	Luke Luskey (11)	May 8 vs. St. Thomas	2-Run	1st Inning
36.	Nolan Grawe (5)	May 10 vs. St. Thomas	Solo	3rd Inning

Leadoff home run ^ Back-to-back home runs + Pinch-hit home run

HOME RUNS BY TYPE		HOMERS BY INNING	
Solo	18	First	3
2-Run	9	Second	4
3-Run	7	Third	6
Grand Slam	2	Fourth	7
		Fifth	7
		Sixth	4
		Seventh	3
		Eighth	2
		Ninth	0
		10th or later	0


MULTI-HOME RUN GAMES — TEAM

- 6 – vs. Minnesota Morris, 4-29-26 (Wachter-2, Grawe, Luskey, Sorensen, Lang)
- 3 – at Incarnate Word, 2-18-26 (Luskey, Wachter, Franke)
- 3 – at North Dakota State, 5-3-26 (Luskey-2, Taylor)
- 2 – at Incarnate Word, 2-17-26 (Jones, Taylor)
- 2 – at Oral Roberts, 3-15-26 (Jirschele, Franke)
- 2 – vs. North Dakota State, 3-21-26 [Game 1] (Luskey-2)
- 2 – at Northern Colorado, 3-27-26 (Wroblewski, Luskey)
- 2 – vs. Briar Cliff, 4-22-26 (Evenson-2)

MULTI-HOME RUN GAMES — INDIVIDUAL

- 2 by Luke Luskey, vs. North Dakota State, 3-21-26 [Game 1]
- 2 by Luke Evenson, vs. Briar Cliff, 4-22-26
- 2 by Nate Wachter, vs. Minnesota Morris, 4-29-26
- 2 by Luke Luskey, at North Dakota State, 5-3-26

2026 JACKRABBIT BASEBALL SEASON/CAREER HIGHS




TRISTAN AUGEDAHL
6-8, 215, So.
Left-Handed Pitcher
Caledonia, Minnesota
Caledonia H.S.

SEASON HIGHS

Innings Pitched: 4.0, vs. Oral Roberts, 4-19-2026
Hits Allowed: 8, at North Dakota State, 5-3-2026
Runs Allowed: 5, at North Dakota State, 5-3-2026
Earned Runs Allowed: 5, at North Dakota State, 5-3-2026
Bases on Balls: 3, at UTSA, 2-15-2026, and vs. Oral Roberts, 4-19-2026
Hit Batters: 1, five times (last: at North Dakota State, 5-3-2026)
Strikeouts: 4, five times (last: vs. Northern Colorado, 4-24-2026)
Doubles Allowed: 3, at North Dakota State, 5-3-2026
Triples Allowed: 1, at North Dakota State, 5-3-2026
Home Runs Allowed: 1, at Incarnate Word, 2-17-2026
Wild Pitches: 1, at UTSA, 2-15-2026
Putouts: N/A
Assists: 2, at North Dakota State, 5-3-2026
Errors: N/A

CAREER HIGHS

Innings Pitched: 4.0, vs. Oral Roberts, 4-19-2026
Hits Allowed: 8, at North Dakota State, 5-3-2026
Runs Allowed: 5, at North Dakota State, 5-3-2026
Earned Runs Allowed: 5, at North Dakota State, 5-3-2026
Bases on Balls: 3, three times (last: vs. Oral Roberts, 4-19-2026)
Hit Batters: 1, six times (last: at North Dakota State, 5-3-2026)
Strikeouts: 4, six times (last: vs. Northern Colorado, 4-24-2026)
Doubles Allowed: 3, at North Dakota State, 5-3-2026
Triples Allowed: 1, vs. Northern Colorado, 5-4-2025, and at North Dakota State, 5-3-2026
Home Runs Allowed: 1, three times (last: at Incarnate Word, 2-17-2026)
Wild Pitches: 2, at Air Force, 3-12-2025, and at Minnesota, 4-8-2025
Putouts: N/A
Assists: 2, at North Dakota State, 5-3-2026
Errors: N/A



AVON BARNEY
6-1, 210, Fr.
Left-Handed Pitcher
Sheridan, Wyoming
Big Horn H.S.

SEASON/CAREER HIGHS

Innings Pitched: 2.0, at Incarnate Word, 2-18-2026
Hits Allowed: 4, at UTSA, 2-14-2026
Runs Allowed: 4, at Minnesota, 4-8-2026
Earned Runs Allowed: 4, at Minnesota, 4-8-2026
Bases on Balls: 5, at Incarnate Word, 2-18-2026
Hit Batters: 1, four times (last: at Minnesota, 4-8-2026)
Strikeouts: 3, at Incarnate Word, 2-18-2026
Doubles Allowed: 1, at UTSA, 2-14-2026
Triples Allowed: N/A
Home Runs Allowed: N/A
Wild Pitches: 1, at UTSA, 2-14-2026, and at Incarnate Word, 2-18-2026
Putouts: N/A
Assists: N/A
Errors: N/A



BRADY BROWN
5-10, 190, So.
Outfielder
Blair, Nebraska
Blair H.S.

SEASON HIGHS


At-Bats: 4, at UTSA, 2-14-2026
Runs: 2, at Tarleton State, 2-22-2026, and vs. Midland, 4-14-2026
Hits: 2, vs. Midland, 4-14-2026
RBIs: 3, vs. Midland, 4-14-2026
Doubles: N/A
Triples: N/A
Home Runs: N/A
Bases on Balls: 1, four times (last: vs. Minnesota Morris, 4-29-2026)
Hit By Pitch: ^3, at Tarleton State, 2-22-2026
Strikeouts: 2, at Oklahoma State, 3-17-2026, and at Creighton, 3-25-2026
Stolen Bases: 1, vs. Midland, 4-14-2026
Sacrifice Bunts: N/A
Sacrifice Flies: 1, at UTSA, 2-13-2026, and vs. Briar Cliff, 4-22-2026
Putouts: 7, at Oklahoma State, 3-17-2026
Assists: 1, vs. Oral Roberts, 4-18-2026
Errors: 1, at UTSA, 2-15-2026

CAREER HIGHS

At-Bats: 5, vs. Oral Roberts, 5-15-2025 [Game 2]
Runs: 2, at Tarleton State, 2-22-2026, and vs. Midland, 4-14-2026
Hits: 2, vs. Midland, 4-14-2026
RBIs: 3, vs. Midland, 4-14-2026
Doubles: 1, vs. Oral Roberts, 5-15-2025 [Game 2]
Triples: N/A
Home Runs: N/A
Bases on Balls: 1, six times (last: vs. Minnesota Morris, 4-29-2026)
Hit By Pitch: ^3, at Tarleton State, 2-22-2026
Strikeouts: 2, three times (last: at Creighton, 3-25-2026)
Stolen Bases: 1, vs. Midland, 4-14-2026
Sacrifice Bunts: N/A
Sacrifice Flies: 1, at UTSA, 2-13-2026, and vs. Briar Cliff, 4-22-2026
Putouts: 7, at Oklahoma State, 3-17-2026
Assists: 1, vs. Oral Roberts, 4-18-2026
Errors: 1, at UTSA, 2-15-2026

^ Tied SDSU single-game record in Division I era (since 2005)


2026 JACKRABBIT BASEBALL SEASON/CAREER HIGHS



LOGAN CAMPBELL
6-2, 195, Fr.
Right-Handed Pitcher/Utility
Lakeville, Minnesota
Lakeville North H.S.

SEASON/CAREER PITCHING & FIELDING HIGHS

Innings Pitched: 2.1, at UTSA, 2-15-2026
Hits Allowed: 4, at Incarnate Word, 2-18-2026
Runs Allowed: 5, vs. Northern Colorado, 4-25-2026
Earned Runs Allowed: 5, vs. Northern Colorado, 4-25-2026
Bases on Balls: 3, at Incarnate Word, 2-17-2026
Hit Batters: 2, five times (last: vs. Minnesota Morris, 4-29-2026)
Strikeouts: 2, three times (last: vs. Briar Cliff, 4-22-2026)
Doubles Allowed: 1, at Oklahoma State, 3-18-2026, and vs. Briar Cliff, 4-22-2026
Triples Allowed: N/A
Home Runs Allowed: 2, at Incarnate Word, 2-18-2026
Wild Pitches: 1, three times (last: at Creighton, 3-25-2026)
Putouts: 1, three times (last: at Creighton, 3-25-2026)
Assists: 1, four times (last: vs. Minnesota Morris, 4-29-2026)
Errors: N/A



CALEB DUERR
6-4, 185, So.
Right-Handed Pitcher
West Fargo, N.D.
West Fargo Sheyenne H.S.

SEASON HIGHS

• Has not played in 2026

CAREER HIGHS


Innings Pitched: 6.2, at St. Thomas, 4-18-2025
Hits Allowed: 9, vs. Oral Roberts, 5-16-2025
Runs Allowed: 7, vs. Oral Roberts, 5-16-2025
Earned Runs Allowed: 5, four times (last: vs. Oral Roberts, 5-16-2025)
Bases on Balls: 4, three times (last: vs. Northern Colorado, 5-3-2025)
Hit Batters: 2, vs. Oral Roberts, 5-16-2025, and at Omaha, 5-22-2025
Strikeouts: 7, vs. North Dakota State, 4-26-2025 [Game 1], and vs. Oral Roberts, 5-16-2025
Doubles Allowed: 4, at Omaha, 5-10-2025
Triples Allowed: N/A
Home Runs Allowed: 1, at Saint Louis, 3-9-2025, and at Omaha, 5-22-2025
Wild Pitches: 3, at Northern Colorado, 3-16-2025
Putouts: 1, three times (last: vs. Oral Roberts, 5-16-2025)
Assists: 5, vs. St. Thomas, 3-22-2025 [Game 2]
Errors: 1, vs. North Dakota State, 4-26-2025 [Game 1]



LUKE EVENSON
5-10, 165, Fr.
Catcher/Outfielder
Auburn, Washington
Bellevue Christian School

SEASON/CAREER HIGHS

At-Bats: 3, seven times (last: at North Dakota State, 5-3-2026)
Runs: 4, vs. Briar Cliff, 4-22-2026
Hits: 2, vs. Briar Cliff, 4-22-2026
RBIs: 3, vs. Briar Cliff, 4-22-2026
Doubles: N/A
Triples: N/A
Home Runs: 2, vs. Briar Cliff, 4-22-2026
Total Bases: 8, vs. Briar Cliff, 4-22-2026
Bases on Balls: 2, five times (last: at North Dakota State, 5-3-2026)
Hit By Pitch: 1, at UTSA, 2-13-2026, and at Tarleton State, 2-21-2026
Strikeouts: 3, vs. Minnesota Morris, 4-29-2026
Stolen Bases: 1, vs. Southern Illinois, 3-8-2026
Sacrifice Bunts: 2, vs. North Dakota State, 3-21-2026 [Game 2]
Sacrifice Flies: N/A
Putouts: 11, vs. Briar Cliff, 4-22-2026, and at North Dakota State, 5-2-2026
Assists: 2, at North Dakota State, 5-2-2026
Errors: 1, at North Dakota State, 5-1-2026




TRAVIS FINNEY
5-10, 185, Jr.
Infielder
East Bentleigh, Australia
Bentleigh Secondary School
Yakima Valley College (Wash.)

SEASON/CAREER HIGHS

At-Bats: 5, at Incarnate Word, 2-17-2026, and at Incarnate Word, 2-18-2026
Runs: 3, at Incarnate Word, 2-18-2026
Hits: 2, four times (last: at St. Thomas, 4-11-2026)
RBIs: 1, eight times (last: vs. Minnesota Morris, 4-29-2026)
Doubles: 1, four times (last: vs. Minnesota Morris, 4-29-2026)
Triples: N/A
Home Runs: N/A
Bases on Balls: 2, at Tarleton State, 2-21-2026
Hit By Pitch: ^3, vs. Briar Cliff, 4-22-2026
Strikeouts: 2, vs. Northwestern, 3-6-2026, and at Minnesota, 3-7-2026
Stolen Bases: 1, vs. Briar Cliff, 4-22-2026
Sacrifice Bunts: 1, at UTSA, 2-14-2026, and at Tarleton State, 2-21-2026
Sacrifice Flies: 1, vs. Northwestern, 3-6-2026
Putouts: 3, at Tarleton State, 2-22-2026, and at St. Thomas, 4-11-2026
Assists: 7, at Tarleton State, 2-21-2026
Errors: 1, vs. North Dakota State, 3-21-2026 [Game 1]
^ Tied SDSU single-game record in Division I era (since 2005)

2026 JACKRABBIT BASEBALL SEASON/CAREER HIGHS



DAYTON FRANKE
6-2, 230, So.
First Baseman
Plymouth, Minnesota
Robbinsdale Armstrong H.S.


SEASON HIGHS

At-Bats: 6, at Northern Colorado, 3-28-2026
Runs: 2, five times (last: at St. Thomas, 4-11-2026)
Hits: 3, at St. Thomas, 4-10-2026 [Game 1]
RBIs: 5, at Incarnate Word, 2-18-2026
Doubles: 2, at Northern Colorado, 3-28-2026
Triples: N/A
Home Runs: 1, three times (last: at Oral Roberts, 3-15-2026)
Total Bases: 6, at Nebraska, 3-4-2026
Bases on Balls: 2, at Minnesota, 4-8-2026, and vs. Oral Roberts, 4-18-2026
Hit By Pitch: ^3, at Incarnate Word, 2-17-2026
Strikeouts: 3, at Tarleton State, 2-21-2026
Stolen Bases: N/A
Sacrifice Bunts: 1, at Tarleton State, 2-21-2026
Sacrifice Flies: 1, three times (last: vs. Briar Cliff, 4-22-2026)
Putouts: 13, at Tarleton State, 2-21-2026, and at Central Arkansas, 2-27-2026
Assists: 2, three times (last: at Northern Colorado, 3-28-2026)
Errors: 1, at Minnesota, 4-8-2026

CAREER HIGHS

At-Bats: 6, at Northern Colorado, 3-28-2026
Runs: 3, vs. Oral Roberts, 5-15-2025 [Game 2]
Hits: 3, vs. Oral Roberts, 5-15-2025 [Game 2], and at St. Thomas, 4-10-2026 [Game 1]
RBIs: 5, vs. Northwestern (Iowa), 4-22-2025, and at Incarnate Word, 2-18-2026
Doubles: 2, at Northern Colorado, 3-28-2026
Triples: N/A
Home Runs: 3, vs. Oral Roberts, 5-15-2025 [Game 2]
Total Bases: 12, vs. Oral Roberts, 5-15-2025 [Game 2]
Bases on Balls: 2, four times (last: vs. Oral Roberts, 4-18-2026)
Hit By Pitch: ^3, at Incarnate Word, 2-17-2026
Strikeouts: 3, at Tarleton State, 2-21-2026
Sacrifice Bunts: 1, at Tarleton State, 2-21-2026
Sacrifice Flies: 1, five times (last: vs. Briar Cliff, 4-22-2026)
Putouts: 13, at Tarleton State, 2-21-2026, and at Central Arkansas, 2-27-2026
Assists: 2, five times (last: at Northern Colorado, 3-28-2026)
Errors: 2, vs. St. Thomas, 3-21-2025

^ Tied SDSU single-game record in Division I era (since 2005)



NOLAN GRAWE
6-3, 190, So.
Infielder
Cedar Rapids, Iowa
Cedar Rapids Kennedy H.S.

SEASON HIGHS

At-Bats: 6, at North Dakota State, 5-2-2026, and vs. St. Thomas, 5-8-2026
Runs: 4, vs. Minnesota Morris, 4-29-2026
Hits: 4, vs. Midland, 4-14-2026, and vs. St. Thomas, 5-8-2026
RBIs: 4, vs. Midland, 4-14-2026
Doubles: 2, three times (last: vs. St. Thomas, 5-8-2026)
Triples: 1, four times (last: vs. Midland, 4-14-2026)

Home Runs: 1, five times (last: vs. St. Thomas, 5-10-2026)
Total Bases: 9, vs. Midland, 4-14-2026
Bases on Balls: 3, at Incarnate Word, 2-17-2026, and vs. Northern Colorado, 4-24-2026
Hit By Pitch: 1, four times (last: vs. Minnesota Morris, 4-29-2026)
Strikeouts: 3, at Kansas State, 3-11-2026, and at St. Thomas, 4-11-2026
Stolen Bases: 1, six times (last: at North Dakota State, 5-1-2026)
Sacrifice Bunts: 1, at Central Arkansas, 3-1-2026, and vs. North Dakota State, 3-21-2026 [Game 2]
Sacrifice Flies: 1, three times (last: at Oral Roberts, 3-13-2026)
Putouts: 6, vs. North Dakota State, 3-20-2026
Assists: 4, three times (last: at North Dakota State, 5-1-2026)
Errors: 1, at Minnesota, 3-7-2026, and vs. North Dakota State, 3-21-2026 [Game 1]

CAREER HIGHS

At-Bats: 6, at North Dakota State, 5-2-2026, and vs. St. Thomas, 5-8-2026
Runs: 4, vs. Northwestern (Iowa), 4-22-2025, and vs. Minnesota Morris, 4-29-2026
Hits: 4, vs. Midland, 4-14-2026, and vs. St. Thomas, 5-8-2026
RBIs: 4, at Omaha, 5-22-2025, and vs. Midland, 4-14-2026
Doubles: 2, three times (last: vs. St. Thomas, 5-8-2026)
Triples: 1, four times (last: vs. Midland, 4-14-2026)
Home Runs: 1, seven times (last: vs. St. Thomas, 5-10-2026)
Total Bases: 9, vs. Midland, 4-14-2026
Bases on Balls: 3, at Incarnate Word, 2-17-2026, and vs. Northern Colorado, 4-24-2026
Hit By Pitch: 1, six times (last: vs. Minnesota Morris, 4-29-2026)
Strikeouts: 3, three times (last: at St. Thomas, 4-11-2026)
Stolen Bases: 1, nine times (last: at North Dakota State, 5-1-2026)
Sacrifice Bunts: 1, five times (last: vs. North Dakota State, 3-21-2026 [Game 2])
Sacrifice Flies: 1, six times (last: at Oral Roberts, 3-13-2026)
Putouts: 6, vs. North Dakota State, 3-20-2026
Assists: 5, vs. Creighton, 4-23-2025
Errors: 2, vs. Oral Roberts, 5-15-2025 [Game 2]



AUSTIN HENRY
6-5, 220, Jr.
Right-Handed Pitcher
Dell Rapids, South Dakota
Dell Rapids H.S.
Missouri

SEASON/CAREER HIGHS

Innings Pitched: 2.1, at Minnesota, 3-7-2026
Hits Allowed: 2, at North Dakota State, 5-1-2026
Runs Allowed: 3, vs. Northern Colorado, 4-25-2026
Earned Runs Allowed: 3, vs. Northern Colorado, 4-25-2026
Bases on Balls: 3, five times (last: vs. Northern Colorado, 4-25-2026)
Hit Batters: 1, vs. Buena Vista, 4-28-2026
Strikeouts: 3, at Incarnate Word, 2-18-2026
Doubles Allowed: 1, at Oklahoma State, 3-17-2026
Triples Allowed: N/A
Home Runs Allowed: 1, at Oklahoma State, 3-18-2026
Wild Pitches: 1, at Minnesota, 4-8-2026, and at North Dakota State, 5-1-2026
Putouts: 1, at Oklahoma State, 3-17-2026
Assists: 1, three times (last: at North Dakota State, 5-1-2026)
Errors: N/A

2026 JACKRABBIT BASEBALL SEASON/CAREER HIGHS



TREY HUSAR
6-3, 185, Fr.
Left-Handed Pitcher/Outfielder
Harwood, North Dakota
Northern Cass H.S.

SEASON/CAREER HITTING & FIELDING HIGHS

At-Bats: 1, at UTSA, 2-14-2026
Runs: 1, vs. North Dakota State, 3-21-2026 [Game 1], and at Northern Colorado, 3-29-2026
Hits: N/A
RBIs: N/A
Doubles: N/A
Triples: N/A
Home Runs: N/A
Total Bases: N/A
Bases on Balls: N/A
Hit By Pitch: N/A
Strikeouts: 1, at UTSA, 2-14-2026
Stolen Bases: N/A
Putouts: N/A
Assists: N/A
Errors: 1, at Incarnate Word, 2-18-2026

SEASON/CAREER PITCHING HIGHS

Innings Pitched: 2.2, vs. Briar Cliff, 4-22-2026
Hits Allowed: 6, vs. Oral Roberts, 4-18-2026
Runs Allowed: 6, vs. Oral Roberts, 4-18-2026
Earned Runs Allowed: 6, vs. Oral Roberts, 4-18-2026
Bases on Balls: 3, three times (last: vs. Minnesota Morris, 4-29-2026)
Hit Batters: 2, at Nebraska, 3-4-2026, and vs. Oral Roberts, 4-18-2026
Strikeouts: 4, vs. Midland, 4-14-2026
Doubles Allowed: 1, three times (last: vs. Minnesota Morris, 4-29-2026)
Triples Allowed: N/A
Home Runs Allowed: 1, at UTSA, 2-13-2026
Wild Pitches: 3, at Oklahoma State, 3-18-2026

Sacrifice Flies: 1, at Northern Colorado, 3-28-2026, and vs. Briar Cliff, 4-22-2026
Putouts: 4, vs. Southern Illinois, 3-8-2026, and at Minnesota, 4-8-2026
Assists: 7, vs. St. Thomas, 5-8-2026
Errors: 2, vs. Oral Roberts, 4-17-2026

SEASON PITCHING HIGHS

• Has not pitched in 2026

CAREER HITTING & FIELDING HIGHS

At-Bats: 6, at Incarnate Word, 2-17-2026
Runs: 4, vs. North Dakota State, 3-21-2026 [Game 1]
Hits: 3, at Sacramento State, 2-27-2025, and vs. North Dakota State, 3-21-2026 [Game 2]
RBIs: 2, five times (last: vs. North Dakota State, 3-21-2026 [Game 2])
Doubles: 2, vs. North Dakota State, 3-21-2026 [Game 2]
Triples: 1, vs. Southwest Minnesota State, 3-25-2025, and vs. St. Thomas, 5-8-2026
Home Runs: 1, three times (last: at Oral Roberts, 3-15-2026)
Total Bases: 6, vs. Northern Colorado, 5-2-2025
Bases on Balls: 2, at Omaha, 5-9-2025
Hit By Pitch: 2, at St. Thomas, 4-17-2025
Strikeouts: 4, at St. Louis, 3-7-2025
Stolen Bases: 1, six times (last: vs. North Dakota State, 3-21-2026 [Game 1])
Sacrifice Bunts: 1, four times (last: vs. St. Thomas, 5-10-2026)
Sacrifice Flies: 1, three times (last: vs. Briar Cliff, 4-22-2026)
Putouts: 4, three times (last: at Minnesota, 4-8-2026)
Assists: 7, vs. St. Thomas, 5-8-2026
Errors: 2, vs. Omaha, 4-13-2025, and vs. Oral Roberts, 5-17-2025

CAREER PITCHING HIGHS

Innings Pitched: 2.0, vs. Creighton, 4-23-2025, and vs. Oral Roberts, 5-21-2025
Hits Allowed: 4, vs. Creighton, 4-23-2025
Runs Allowed: 5, vs. Creighton, 4-23-2025, and vs. Oral Roberts, 5-15-2025 [Game 2]
Earned Runs Allowed: 5, vs. Creighton, 4-23-2025
Bases on Balls: 3, vs. St. Thomas, 3-22-2025 [Game 1]
Hit Batters: 2, vs. Creighton, 4-23-2025, and vs. Oral Roberts, 5-21-2025
Strikeouts: 2, three times (last: vs. Oral Roberts, 5-21-2025)
Doubles Allowed: 2, vs. Creighton, 4-23-2025
Triples Allowed: N/A
Home Runs Allowed: 2, vs. Oral Roberts, 5-15-2025 [Game 2]
Wild Pitches: 1, at Air Force, 3-12-2025, and vs. St. Thomas, 3-22-2025 [Game 1]



KEAGEN JIRSCHLE
5-11, 190, So.
Infielder/Right-Handed Pitcher
Wausau, Wisconsin
Mosinee H.S.

SEASON HITTING & FIELDING HIGHS

At-Bats: 6, at Incarnate Word, 2-17-2026
Runs: 4, vs. North Dakota State, 3-21-2026 [Game 1]
Hits: 3, vs. North Dakota State, 3-21-2026 [Game 2]
RBIs: 2, at Oklahoma State, 3-18-2026, and vs. North Dakota State, 3-21-2026 [Game 2]
Doubles: 2, vs. North Dakota State, 3-21-2026 [Game 2]
Triples: 1, vs. Oral Roberts, 4-19-2026, and vs. St. Thomas, 5-8-2026
Home Runs: 1, at Oral Roberts, 3-15-2026
Total Bases: 5, vs. North Dakota State, 3-21-2026 [Game 2]
Bases on Balls: 2, vs. Briar Cliff, 4-22-2026
Hit By Pitch: 1, nine times (last: at North Dakota State, 5-2-2026)
Strikeouts: 3, vs. Northern Colorado, 4-24-2026
Stolen Bases: 1, four times (last: at St. Thomas, 4-10-2026 [Game 1])
Sacrifice Bunts: 1, three times (last: vs. St. Thomas, 5-10-2026)


2026 JACKRABBIT BASEBALL SEASON/CAREER HIGHS



LUKE JONES
6-0, 200, Jr.
Catcher
Gilbert, Arizona
Campo Verde H.S.
South Mountain CC (Ariz.)

SEASON/CAREER HIGHS

At-Bats: 5, at Incarnate Word, 2-17-2026, and at Oklahoma State, 3-17-2026
Runs: 3, vs. Midland, 4-14-2026
Hits: 3, vs. Midland, 4-14-2026
RBIs: 4, at Incarnate Word, 2-17-2026
Doubles: 1, vs. North Dakota State, 3-21-2026 [Game 1], and vs. Midland, 4-14-2026
Triples: N/A
Home Runs: 1, at Incarnate Word, 2-17-2026
Total Bases: 4, at Incarnate Word, 2-17-2026, and vs. Midland, 4-14-2026
Bases on Balls: 2, four times (last: vs. St. Thomas, 5-9-2026)
Hit By Pitch: 2, vs. Briar Cliff, 4-22-2026
Strikeouts: 2, three times (last: at Minnesota, 4-8-2026)
Stolen Bases: 1, three times (last: vs. St. Thomas, 5-8-2026)
Sacrifice Bunts: 1, three times (last: vs. Northern Colorado, 4-24-2026)
Sacrifice Flies: N/A
Putouts: 12, vs. Northern Colorado, 4-24-2026
Assists: 2, vs. Midland, 4-14-2026, and vs. Northern Colorado, 4-25-2026
Errors: 2, vs. St. Thomas, 5-9-2026



WILL KENT
6-1, 185, Jr.
Right-Handed Pitcher
Rosemount, Minnesota
Rosemount H.S.

SEASON HIGHS

Innings Pitched: 2.1, at UTSA, 2-13-2026
Hits Allowed: 4, at UTSA, 2-13-2026
Runs Allowed: 5, at UTSA, 2-13-2026
Earned Runs Allowed: 5, at UTSA, 2-13-2026
Bases on Balls: 3, at UTSA, 2-13-2026, and at Creighton, 3-25-2026
Hit Batters: 1, three times (last: at Minnesota, 4-8-2026)
Strikeouts: 1, at Incarnate Word, 2-18-2026, and at Oklahoma State, 3-18-2026
Doubles Allowed: 1, at UTSA, 2-13-2026
Triples Allowed: N/A
Home Runs Allowed: 2, at UTSA, 2-13-2026
Wild Pitches: 1, at UTSA, 2-13-2026, and at Creighton, 3-25-2026
Putouts: N/A
Assists: N/A
Errors: N/A

CAREER HIGHS

Innings Pitched: 5.2, at Nebraska, 4-26-2023
Hits Allowed: 8, at New Mexico, 2-24-2024 [Game 2]
Runs Allowed: 8, at Minnesota, 5-16-2023, and at Kansas State, 3-13-2024
Earned Runs Allowed: 8, at Minnesota, 5-16-2023
Bases on Balls: 5, at Western Illinois, 4-8-2023, and at Kansas State, 3-13-2024
Hit Batters: 3, at New Mexico, 2-24-2024 [Game 2], and at Dayton, 3-8-2024 [Game 2]
Strikeouts: 6, at New Mexico State, 2-18-2024, and vs. Northwestern (Iowa), 4-9-2024

Doubles Allowed: 2, four times (last: at Minnesota, 4-17-2024)
Triples Allowed: 1, three times (last: at Nebraska, 5-8-2024)
Home Runs Allowed: 2, at UTSA, 2-13-2026
Wild Pitches: 3, at Utah Tech, 3-3-23
Putouts: 1, at Nebraska, 4-26-23, and vs. Oral Roberts, 4-27-2024 [Game 1]
Assists: 1, six times (last: vs. Omaha, 5-16-2024)
Errors: N/A



JACK KRUGER
6-4, 220, Jr.
Right-Handed Pitcher
Belle Plaine, Minnesota
Belle Plaine H.S.

SEASON HIGHS

• Has not played in 2026

CAREER HIGHS

Innings Pitched: 6.2, at Minnesota, 3-8-2023
Hits Allowed: 11, at New Mexico State, 2-19-2024
Runs Allowed: 10, vs. Oral Roberts, 5-25-2023
Earned Runs Allowed: 7, at New Mexico State, 2-19-2024
Bases on Balls: 4, six times (last: at Creighton, 3-19-2024)
Hit Batters: 2, at Dayton, 3-10-2024
Strikeouts: 5, vs. Northwestern (Iowa), 4-18-2023
Doubles Allowed: 3, at New Mexico State, 2-19-2024
Triples Allowed: 1, at New Mexico State, 2-19-2024
Home Runs Allowed: 2, vs. Northern Colorado, 3-28-2024
Wild Pitches: 3, vs. Oral Roberts, 5-25-23, and at New Mexico State, 2-19-2024
Putouts: 2, at Little Rock, 2-19-2023
Assists: 3, at Minnesota, 3-8-2023
Errors: 2, vs. Oral Roberts, 5-25-2023, and at Creighton, 3-19-2024



MASON LANG
6-1, 205, So.
Catcher/Infielder
Chaska, Minnesota
Chanhassen H.S.

SEASON HIGHS

At-Bats: 4, at Oklahoma State, 3-18-2026
Runs: 1, three times (last: vs. Minnesota Morris, 4-29-2026)
Hits: 2, at Oklahoma State, 3-18-2026
RBIs: 3, at Oklahoma State, 3-18-2026, and vs. Minnesota Morris, 4-29-2026
Doubles: N/A
Triples: 1, at Northern Colorado, 3-28-2026
Home Runs: 1, at Oklahoma State, 3-18-2026, and vs. Minnesota Morris, 4-29-2026
Total Bases: 5, at Oklahoma State, 3-18-2026
Bases on Balls: 1, at Oklahoma State, 3-18-2026, and vs. Oral Roberts, 4-18-2026
Hit By Pitch: 1, at Northern Colorado, 3-29-2026
Strikeouts: 2, at Oklahoma State, 3-18-2026
Stolen Bases: N/A
Putouts: N/A
Assists: N/A
Errors: N/A

2026 JACKRABBIT BASEBALL SEASON/CAREER HIGHS

MASON LANG'S CAREER HIGHS

At-Bats: 4, at Oklahoma State, 3-18-2026
Runs Scored: 1, four times (last: vs. Minnesota Morris, 4-29-2026)
Hits: 2, at Kansas, 4-2-2025, and at Oklahoma State, 3-18-2026
RBIs: 3, at Oklahoma State, 3-18-2026, and vs. Minnesota Morris, 4-29-2026
Doubles: N/A
Triples: 1, at Northern Colorado, 3-28-2026
Home Runs: 1, at Oklahoma State, 3-18-2026, and vs. Minnesota Morris, 4-29-2026
Total Bases: 5, at Oklahoma State, 3-18-2026
Bases on Balls: 1, five times (last: vs. Oral Roberts, 4-18-2026)
Hit By Pitch: 1, at Northern Colorado, 3-29-2026
Strikeouts: 2, three times (last: at Oklahoma State, 3-18-2026)
Putouts: 7, vs. Southwest Minnesota State, 3-25-2025
Assists: 2, vs. Southwest Minnesota State, 3-25-2025
Errors: N/A



TY MADISON

6-2, 225, Sr.

Right-Handed Pitcher

Omaha, Nebraska

Westside H.S.

Des Moines Area Community College

SEASON HIGHS

Innings Pitched: 7.2, at North Dakota State, 5-2-2026
Hits Allowed: 9, at UTSA, 2-13-2026
Runs Allowed: 8, at UTSA, 2-13-2026
Earned Runs Allowed: 8, at UTSA, 2-13-2026
Bases on Balls: 2, three times (last: vs. St. Thomas, 5-8-2026)
Hit Batters: 2, at Tarleton State, 2-20-2026
Strikeouts: 10, at North Dakota State, 5-2-2026
Doubles Allowed: 3, vs. Northwestern, 3-6-2026
Triples Allowed: 1, at Central Arkansas, 2-27-2026
Home Runs Allowed: 1, six times (last: at St. Thomas, 4-10-2026 [Game 2])
Wild Pitches: 1, five times (last: at North Dakota State, 5-2-2026)
Putouts: 2, vs. North Dakota State, 3-20-2026
Assists: 1, seven times (last: vs. St. Thomas, 5-10-2026)
Errors: N/A

SEASON/CAREER HIGHS

Innings Pitched: 7.2, at North Dakota State, 5-2-2026
Hits Allowed: 9, at UTSA, 2-13-2026
Runs Allowed: 8, at UTSA, 2-13-2026
Earned Runs Allowed: 8, at UTSA, 2-13-2026
Bases on Balls: 3, at Pacific (Calif.), 2-21-2025
Hit Batters: 2, at Tarleton State, 2-20-2026
Strikeouts: 10, at North Dakota State, 5-2-2026
Doubles Allowed: 3, vs. Northwestern, 3-6-2026
Triples Allowed: 1, at Saint Louis, 3-7-2025, and at Central Arkansas, 2-27-2026
Home Runs Allowed: 2, at Sacramento State, 2-27-2025
Wild Pitches: 2, at Northern Colorado, 3-15-2025 [Game 2]
Putouts: 2, vs. North Dakota State, 3-20-2026
Assists: 1, 10 times (last: vs. St. Thomas, 5-10-2026)
Errors: 1, at Pacific (Calif.), 2-21-2025



LUKE LUSKEY

5-11, 230, Jr.

First Baseman/Designated Hitter

Green Isle, Minnesota

Belle Plaine H.S.


SEASON HIGHS

At-Bats: 6, at North Dakota State, 5-3-2026
Runs: 4, at North Dakota State, 5-3-2026
Hits: 4, at North Dakota State, 5-3-2026
RBIs: 7, at North Dakota State, 5-3-2026
Doubles: 1, eight times (last: at North Dakota State, 5-3-2026)
Triples: 1, at UTSA, 2-15-2026
Home Runs: 2, vs. North Dakota State, 3-21-2026 [Game 1], and at North Dakota State, 5-3-2026
Total Bases: 11, at North Dakota State, 5-3-2026
Bases on Balls: 3, at Incarnate Word, 2-18-2026
Hit By Pitch: 2, vs. North Dakota State, 3-20-2026, and vs. Northern Colorado, 4-24-2026
Strikeouts: 5, at Creighton, 3-25-2026
Stolen Bases: 1, vs. Midland, 4-14-2026, and vs. St. Thomas, 5-10-2026
Sacrifice Flies: 1, at St. Thomas, 4-10-2026 [Game 1], and at St. Thomas, 4-11-2026
Putouts: 9, vs. Northwestern, 3-6-2026, and at Kansas State, 3-11-2026
Assists: 1, three times (last: vs. Briar Cliff, 4-22-2026)
Errors: 1, four times (last: vs. North Dakota State, 3-21-2026 [Game 1])

CAREER HIGHS

At-Bats: 6, three times (last: at North Dakota State, 5-3-2026)
Runs: 4, at North Dakota State, 5-3-2026
Hits: 4, at North Dakota State, 5-3-2026
RBIs: 8, vs. Northwestern (Iowa), 4-22-2025
Doubles: 1, 24 times (last: vs. Buena Vista, 4-28-2026)
Triples: 1, vs. Dakota Wesleyan, 4-9-2025, and at UTSA, 2-15-2026
Home Runs: 2, five times (last: at North Dakota State, 5-3-2026)
Total Bases: 11, at North Dakota State, 5-3-2026
Bases on Balls: 3, at Incarnate Word, 2-18-2026
Hit By Pitch: 2, at Oral Roberts, 3-17-2024, and vs. North Dakota State, 3-20-2026
Strikeouts: 5, at Creighton, 3-25-2026
Stolen Bases: 1, seven times (last: vs. St. Thomas, 5-10-2026)
Sacrifice Bunts: 1, at Oral Roberts, 3-15-2024
Sacrifice Flies: 1, seven times (last: at St. Thomas, 4-11-2026)
Putouts: 13, at SIU-Edwardsville, 3-2-2024 [Games 1 and 2]
Assists: 3, vs. North Dakota State, 5-11-2024
Errors: 1, six times (last: vs. North Dakota State, 3-21-2026 [Game 1])

2026 JACKRABBIT BASEBALL SEASON/CAREER HIGHS



DREW McDOWELL
6-2, 225, So.
Right-Handed Pitcher
Billings, Montana
Billings West H.S.

SEASON HIGHS

Innings Pitched: 6.0, vs. Buena Vista, 4-28-2026
Hits Allowed: 4, three times (last: at Northern Colorado, 3-28-2026)
Runs Allowed: 4, vs. Oral Roberts, 4-18-2026
Earned Runs Allowed: 4, vs. Oral Roberts, 4-18-2026
Bases on Balls: 3, vs. North Dakota State, 3-20-2026, and vs. Oral Roberts, 4-18-26
Hit Batters: 2, at Northern Colorado, 3-28-2026
Strikeouts: 7, vs. Buena Vista, 4-28-2026
Doubles Allowed: 1, vs. North Dakota State, 3-20-2026
Triples Allowed: N/A
Home Runs Allowed: 2, vs. North Dakota State, 3-20-2026
Wild Pitches: 1, at Central Arkansas, 2-28-2026, and vs. North Dakota State, 3-20-2026
Putouts: 1, vs. Briar Cliff, 4-22-2026
Assists: 1, at Oral Roberts, 3-13-2026, and vs. Buena Vista, 4-28-2026
Errors: N/A

CAREER HIGHS

Innings Pitched: 6.0, vs. Buena Vista, 4-28-2026
Hits Allowed: 5, vs. Creighton, 4-23-2025
Runs Allowed: 5, vs. Creighton, 4-23-2025
Earned Runs Allowed: 5, vs. Creighton, 4-23-2025
Bases on Balls: 3, four times (last: vs. Oral Roberts, 4-18-2026)
Hit Batters: 2, at Northern Colorado, 3-28-2026
Strikeouts: 7, vs. Buena Vista, 4-28-2026
Doubles Allowed: 2, at Air Force, 3-12-2025
Triples Allowed: 1, at Air Force, 3-12-2025, and at Kansas, 4-2-2025
Home Runs Allowed: 2, vs. North Dakota State, 3-20-2026
Wild Pitches: 2, three times (last: vs. Oral Roberts, 5-15-2025 [Game 2])
Putouts: 1, at Minnesota, 4-8-2025, and vs. Briar Cliff, 4-22-2026
Assists: 1, at Oral Roberts, 3-13-2026, and vs. Buena Vista, 4-28-2026
Errors: N/A



SAM NOVOTNY
6-2, 200, Jr.
Right-Handed Pitcher
Omaha, Nebraska
Millard West H.S.
Johnson County CC (Kan.)

SEASON/CAREER HIGHS

Innings Pitched: 7.2, vs. North Dakota State, 3-21-2026 [Game 2]
Hits Allowed: 8, vs. Southern Illinois, 3-8-2026
Runs Allowed: 11, at UTSA, 2-15-2026
Earned Runs Allowed: 8, at UTSA, 2-15-2026
Bases on Balls: 4, at UTSA, 2-15-2026, and vs. St. Thomas, 5-9-2026
Hit Batters: 1, four times (last: at North Dakota State, 5-3-2026)
Strikeouts: 9, vs. North Dakota State, 3-21-2026 [Game 2]
Doubles Allowed: 3, at UTSA, 2-15-2026, and vs. Southern Illinois, 3-8-2026
Triples Allowed: 2, at Northern Colorado, 3-28-2026
Home Runs Allowed: 2, vs. Oral Roberts, 4-18-2026, and at North Dakota State, 5-3-2026

Wild Pitches: 1, three times (last: vs. Oral Roberts, 4-18-2026)
Putouts: 1, three times (last: at North Dakota, 5-3-2026)
Assists: 1, at Central Arkansas, 3-1-2026, and vs. Southern Illinois, 3-8-2026
Errors: N/A



DYLAN RICHARDSON
6-3, 230, Jr.
Right-Handed Pitcher
Vancouver, Washington
Union H.S.
Edmonds College (Wash.)

SEASON/CAREER HIGHS

Innings Pitched: 3.0, at Minnesota, 4-8-2026
Hits Allowed: 5, at UTSA, 2-14-2026
Runs Allowed: 5, at Incarnate Word, 2-17-2026
Earned Runs Allowed: 5, at Incarnate Word, 2-17-2026
Bases on Balls: 5, at Incarnate Word, 2-17-2026
Hit Batters: 3, at Oral Roberts, 3-15-2026
Strikeouts: 3, at UTSA, 2-14-2026
Doubles Allowed: 2, vs. St. Thomas, 5-8-2026
Triples Allowed: N/A
Home Runs Allowed: 1, at Incarnate Word, 2-17-2026, and vs. Oral Roberts, 4-17-2026
Wild Pitches: 1, at Incarnate Word, 2-17-2026, and vs. Northern Colorado, 4-24-2026
Putouts: 1, at Incarnate Word, 2-17-2026, and at St. Thomas, 4-11-2026
Assists: N/A
Errors: 1, at Oklahoma State, 3-18-2026



KADEN RYLANCE
6-0, 225, Fr.
Right-Handed Pitcher
Watertown, South Dakota
Watertown H.S.

SEASON/CAREER HIGHS

Innings Pitched: 6.0, at St. Thomas, 4-11-2026
Hits Allowed: 6, at Incarnate Word, 2-17-2026
Runs Allowed: 6, vs. Oral Roberts, 4-19-2026
Earned Runs Allowed: 6, vs. Oral Roberts, 4-19-2026
Bases on Balls: 5, at Northern Colorado, 3-29-2026
Hit Batters: 2, three times (last: vs. St. Thomas, 5-10-2026)
Strikeouts: 5, at Oklahoma State, 3-17-2026, and at St. Thomas, 4-11-2026
Doubles Allowed: 2, four times (last: vs. St. Thomas, 5-10-2026)
Triples Allowed: 1, at Incarnate Word, 2-17-2026
Home Runs Allowed: 1, at Incarnate Word, 2-17-2026
Wild Pitches: N/A
Putouts: N/A
Assists: 1, four times (last: at St. Thomas, 4-11-2026)
Errors: N/A

2026 JACKRABBIT BASEBALL SEASON/CAREER HIGHS




SAM SCHLECHT
6-6, 225, Sr.
Right-Handed Pitcher
Maple Grove, Minnesota
Wayzata H.S.
Iowa Central CC

SEASON HIGHS

Innings Pitched: 6.2, at Minnesota, 3-7-2026
Hits Allowed: 12, vs. St. Thomas, 5-8-2026
Runs Allowed: 9, vs. St. Thomas, 5-8-2026
Earned Runs Allowed: 8, at Northern Colorado, 3-27-2026, and vs. St. Thomas, 5-8-2026
Bases on Balls: 3, three times (last: vs. Northern Colorado, 4-24-2026)
Hit Batters: 2, at North Dakota State, 5-1-2026
Strikeouts: 8, at North Dakota State, 5-1-2026
Doubles Allowed: 3, vs. North Dakota State, 3-21-2026 [Game 1]
Triples Allowed: 2, vs. St. Thomas, 5-8-2026
Home Runs Allowed: 3, at Northern Colorado, 3-27-2026
Wild Pitches: 2, at North Dakota State, 5-1-2026
Putouts: N/A
Assists: 2, vs. St. Thomas, 5-8-2026
Errors: N/A

CAREER HIGHS


Innings Pitched: 6.2, at Minnesota, 3-7-2026
Hits Allowed: 12, vs. St. Thomas, 5-8-2026
Runs Allowed: 9, vs. St. Thomas, 5-8-2026
Earned Runs Allowed: 8, at Northern Colorado, 3-27-2026, and vs. St. Thomas, 5-8-2026
Bases on Balls: 4, three times (last: at Pacific (Calif.), 2-22-2025 [Game 2])
Hit Batters: 3, at Dayton, 3-28-2024 [Game 2], and vs. Northern Colorado, 3-29-2024 [Game 1]
Strikeouts: 8, vs. Northwestern (Iowa), 4-22-2025, and at North Dakota State, 5-1-2026
Doubles Allowed: 3, vs. Southwest Minnesota State, 3-25-2025
Triples Allowed: 2, vs. St. Thomas, 5-8-2026
Home Runs Allowed: 3, vs. Northern Colorado, 3-29-2024 [Game 1], and at Northern Colorado, 3-27-2026
Wild Pitches: 3, at Kansas, 4-2-2025
Putouts: 1, vs. North Dakota State, 5-12-2024, and vs. Dakota Wesleyan, 4-9-2025
Assists: 2, at Pacific (Calif.), 2-22-2025, and vs. St. Thomas, 5-8-2026
Errors: N/A



DEREK SCHLOMANN
6-0, 190, Fr.
Outfielder
Ham Lake, Minnesota
Blaine H.S.

SEASON/CAREER HIGHS

• Has not pitched in 2026



OWEN SIEGERT
5-9, 180, So.
Outfielder/Left-Handed Pitcher
Melbourne, Iowa
West Marshall H.S.

SEASON HITTING AND FIELDING HIGHS

At-Bats: 5, six times (last: at Northern Colorado, 3-28-2026)
Runs: 3, vs. North Dakota State, 3-21-2026 [Game 2], and at Northern Colorado, 3-29-2026
Hits: 3, four times (last: at Northern Colorado, 3-29-2026)
RBIs: 3, at Northern Colorado, 3-29-2026
Doubles: 1, three times (last: at Minnesota, 3-7-2026)
Triples: 1, three times (last: at Northern Colorado, 3-28-2026)
Home Runs: N/A
Total Bases: 5, at Tarleton State, 2-21-2026
Bases on Balls: 2, five times (last: at Northern Colorado, 3-29-2026)
Hit By Pitch: 1, vs. North Dakota State, 3-20-2026
Strikeouts: 1, 13 times (last: at Northern Colorado, 3-29-2026)
Stolen Bases: 1, three times (last: at Northern Colorado, 3-29-2026)
Sacrifice Bunts: 1, at Tarleton State, 2-22-2026
Putouts: 6, at UTSA, 2-13-2026, and vs. North Dakota State, 3-21-2026 [Game 1]
Assists: 1, four times (last: at Northern Colorado, 3-28-2026) • Errors: N/A

SEASON PITCHING HIGHS

• Has not pitched in 2026

CAREER HITTING AND FIELDING HIGHS

At-Bats: 5, 13 times (last: at Northern Colorado, 3-28-2026)
Runs: 3, five times (last: at Northern Colorado, 3-29-2026)
Hits: 4, vs. Omaha, 4-12-2025
RBIs: 4, vs. Southwest Minnesota State, 3-25-2025, and vs. Northern Colorado, 5-3-2025
Doubles: ^3, vs. Omaha, 4-12-2025
Triples: 1, four times (last: at Northern Colorado, 3-28-2026)
Home Runs: 2, vs. Northern Colorado, 5-3-2025
Total Bases: 10, vs. Northern Colorado, 5-3-2025
Bases on Balls: 2, eight times (last: at Northern Colorado, 3-29-2026)
Hit By Pitch: 1, six times (last: vs. North Dakota State, 3-20-2026)
Strikeouts: 2, five times (last: vs. North Dakota State, 4-25-2025)
Stolen Bases: 2, at Northern Colorado, 3-15-2025 [Game 2], and vs. Southwest Minnesota State, 3-25-2025
Sacrifice Bunts: 1, four times (last: at Tarleton State, 2-22-2026)
Putouts: 6, at UTSA, 2-13-2026
Assists: 1, five times (last: at Northern Colorado, 3-28-2026)
Errors: 1, four times (last: vs. Oral Roberts, 5-21-2025)
^ Tied SDSU single-game record in Division I era (since 2005)

CAREER PITCHING HIGHS

Innings Pitched: 1.1, at Creighton, 3-18-2025
Hits Allowed: 2, at Sacramento State, 2-26-2025
Runs Allowed: 3, at Sacramento State, 2-26-2025
Earned Runs Allowed: 2, at Sacramento State, 2-26-2025
Bases on Balls: 1, at Creighton, 3-18-2025
Hit Batters: N/A
Strikeouts: N/A
Doubles Allowed: N/A
Triples Allowed: N/A
Home Runs Allowed: N/A
Wild Pitches: N/A


2026 JACKRABBIT BASEBALL SEASON/CAREER HIGHS



JACOB SJUTS
6-5, 225, Jr.
Right-Handed Pitcher
Humphrey, Nebraska
Humphrey H.S.
Des Moines Area CC

SEASON/CAREER HIGHS


Innings Pitched: 2.2, at Tarleton State, 2-20-2026, and vs. Northern Colorado, 4-25-2026
Hits Allowed: 4, at Tarleton State, 2-20-2026, and at Creighton, 3-25-2026
Runs Allowed: 3, at Creighton, 3-25-2026, and vs. Northern Colorado, 4-24-2026
Earned Runs Allowed: 3, at Creighton, 3-25-2026, and vs. Northern Colorado, 4-24-2026
Bases on Balls: 3, vs. Northern Colorado, 4-24-2026
Hit Batters: 1, three times (last: at Oklahoma State, 3-17-2026)
Strikeouts: 2, at Oklahoma State, 3-18-2026
Doubles Allowed: 2, vs. Southern Illinois, 3-8-2026
Triples Allowed: 1, at Oklahoma State, 3-18-2026
Home Runs Allowed: 1, four times (last: at Minnesota, 4-8-2026)
Wild Pitches: 1, vs. Midland, 4-14-2026
Putouts: N/A
Assists: 1, three times (last: at Nebraska, 3-4-2026)
Errors: N/A



CARTER TAYLOR
6-0, 180, Fr.
Outfielder
Missoula, Montana
Sentinel H.S.

SEASON/CAREER HIGHS

At-Bats: 6, at Incarnate Word, 2-17-2026, and at Northern Colorado, 3-28-2026
Runs: 3, at Northern Colorado, 3-28-2026, and vs. Briar Cliff, 4-22-2026
Hits: 4, at Incarnate Word, 2-17-2026
RBIs: 3, at Incarnate Word, 2-18-2026
Doubles: 2, at Briar Cliff, 4-22-2026
Triples: N/A
Home Runs: 1, four times (last: at North Dakota State, 5-3-2026)
Total Bases: 7, at Incarnate Word, 2-17-2026, and at Northern Colorado, 3-28-2026
Bases on Balls: 3, at St. Thomas, 4-10-2026 [Games 1 & 2]
Hit By Pitch: 2, at Central Arkansas, 2-28-2026, and at Minnesota, 4-8-2026
Strikeouts: 3, at Nebraska, 3-4-2026
Stolen Bases: 1, six times (last: vs. Buena Vista, 4-28-2026)
Sacrifice Bunts: 1, vs. Southern Illinois, 3-8-2026, and at Oral Roberts, 3-13-2026
Sacrifice Flies: 1, at Central Arkansas, 2-28-2026
Putouts: 8, at Nebraska, 3-4-2026
Assists: N/A
Errors: 1, at Incarnate Word, 2-17-2026



GRANT SORENSEN
6-0, 190, Fr.
Infielder
West Des Moines, Iowa
Waukee H.S.

SEASON HIGHS

At-Bats: 4, five times (last: at North Dakota State, 5-1-2026)
Runs: 3, at Incarnate Word, 2-18-2026, and at Northern Colorado, 3-28-2026
Hits: 3, vs. Minnesota Morris, 4-29-2026
RBIs: 6, vs. Minnesota Morris, 4-29-2026
Doubles: 2, at Incarnate Word, 2-18-2026
Triples: N/A
Home Runs: 1, vs. Minnesota Morris, 4-29-2026
Total Bases: 7, vs. Minnesota Morris, 4-29-2026
Bases on Balls: 3, at Incarnate Word, 2-18-2026
Hit By Pitch: 1, three times (last: vs. Briar Cliff, 4-22-2026)
Sacrifice Bunts: 1, at Oklahoma State, 3-18-2026, and at St. Thomas, 4-10-2026 [2]
Strikeouts: 2, six times (last: vs. Briar Cliff, 4-22-2026)
Stolen Bases: 1, at Northern Colorado, 3-28-2026
Putouts: 4, at Creighton, 3-25-2026
Assists: 6, at Tarleton State, 2-20-2026
Errors: 2, at Central Arkansas, 3-1-2026



JAREN VOGT
6-0, 205, Fr.
Infielder/Right-Handed Pitcher
Mayer, Minnesota
Watertown-Mayer H.S.


SEASON/CAREER HITTING & FIELDING HIGHS

At-Bats: 3, three times (last: vs. Northwestern, 3-6-2026)
Runs: 2, at UTSA, 2-14-2026
Hits: 1, three times (last: vs. Northwestern, 3-6-2026)
RBIs: 1, at UTSA, 2-14-2026, and at UTSA, 2-15-2026
Doubles: N/A | Triples: N/A
Home Runs: 1, at UTSA, 2-14-2026
Total Bases: 4, at UTSA, 2-14-2026
Bases on Balls: 1, at UTSA, 2-14-2026
Hit By Pitch: N/A
Strikeouts: 2, at UTSA, 2-15-2026, and vs. Northwestern, 3-6-2026
Putouts: 2, at Oklahoma State, 3-17-2026
Assists: 1, at UTSA, 2-15-2026, and at Oklahoma State, 3-17-2026
Errors: 1, at UTSA, 2-15-2026

SEASON/CAREER PITCHING HIGHS

Innings Pitched: 2.0, at Oklahoma State, 3-18-2026, and at Creighton, 3-25-2026
Hits Allowed: 5, at Nebraska, 3-4-2026, and at Creighton, 3-25-2026
Runs Allowed: 7, at Incarnate Word, 2-18-2026
Earned Runs Allowed: 7, at Incarnate Word, 2-18-2026
Bases on Balls: 3, at Oklahoma State, 3-18-2026
Hit Batters: 1, at Incarnate Word, 2-18-2026, and at Nebraska, 3-4-2026
Strikeouts: 2, at Minnesota, 4-8-2026
Doubles Allowed: 1, at Incarnate Word, 2-18-2026, and at Nebraska, 3-4-2026
Triples Allowed: N/A
Home Runs Allowed: 1, at Incarnate Word, 2-18-2026, and at Creighton, 3-25-2026
Wild Pitches: 2, at Minnesota, 4-8-2026


2026 JACKRABBIT BASEBALL SEASON/CAREER HIGHS



NATE WACHTER
6-2, 205, R-Fr.
Catcher
Blair, Nebraska
Blair H.S.

SEASON/CAREER HIGHS

At-Bats: 5, 10 times (last: vs. St. Thomas, 5-10-2026)
Runs: 4, at North Dakota State, 5-3-2026
Hits: 4, at Incarnate Word, 2-18-2026, and vs. Minnesota Morris, 4-29-2026
RBIs: 7, vs. Minnesota Morris, 4-29-2026
Doubles: 1, seven times (last: vs. St. Thomas, 5-10-2026)
Triples: 1, three times (last: vs. St. Thomas, 5-8-2026)
Home Runs: 2, vs. Minnesota Morris, 4-29-2026
Total Bases: 11, vs. Minnesota Morris, 4-29-2026
Bases on Balls: 2, at St. Thomas, 4-11-2026
Hit By Pitch: 1, five times (last: at North Dakota State, 5-1-2026)
Strikeouts: 3, at Tarleton State, 2-20-2026
Stolen Bases: 1, at Northern Colorado, 3-27-2026, and at No. Colorado, 3-28-2026
Sacrifice Flies: 1, vs. Oral Roberts, 4-19-2026
Putouts: 13, at Incarnate Word, 2-18-2026
Assists: 3, at Minnesota, 3-7-2026
Errors: N/A



BRANDON WEEK
6-2, 205, Fr.
Left-Handed Pitcher
Pine Island, Minnesota
Pine Island H.S.

SEASON/CAREER HIGHS

• Has not played in 2026



MATTHEW WERK
5-11, 185, Sr.
Right-Handed Pitcher/Infielder
Madison Lake, Minnesota
Mankato East H.S.

SEASON PITCHING HIGHS

Innings Pitched: 3.1, vs. Northern Colorado, 4-25-2026
Hits Allowed: 4, vs. Northern Colorado, 4-25-2026
Runs Allowed: 5, at Incarnate Word, 2-18-2026
Earned Runs Allowed: 5, at Incarnate Word, 2-18-2026
Bases on Balls: 3, at UTSA, 2-14-2026, and at Kansas State, 3-11-2026
Hit Batters: 1, three times (last: vs. St. Thomas, 5-9-2026)
Strikeouts: 3, three times (last: vs. Minnesota Morris, 4-29-2026)
Doubles Allowed: 1, four times (last: at Minnesota, 4-8-2026)
Home Runs Allowed: 1, at Incarnate Word, 2-18-2026
Wild Pitches: 1, at Incarnate Word, 2-18-2026, and at Kansas State, 3-11-2026

MATTHEW WERK'S SEASON FIELDING AND BATTING HIGHS

Putouts: 1, at UTSA, 2-14-2026, and at Incarnate Word, 2-18-2026
Assists: 1, vs. Oral Roberts, 4-18-2026

Errors: N/A

• Has not batted in 2026

CAREER PITCHING HIGHS

Innings Pitched: 3.1, vs. Northern Colorado, 4-25-2026
Hits Allowed: 5, vs. Dakota Wesleyan, 4-9-2025
Runs Allowed: 5, at Incarnate Word, 2-18-2026
Earned Runs Allowed: 5, at Incarnate Word, 2-18-2026
Bases on Balls: 3, at UTSA, 2-14-2026, and at Kansas State, 3-11-2026
Hit Batters: 1, at Incarnate Word, 2-18-2026, and vs. Oral Roberts, 4-18-2026
Strikeouts: 3, three times (last: vs. Minnesota Morris, 4-29-2026)
Doubles Allowed: 3, vs. Dakota Wesleyan, 4-9-2025
Triples Allowed: N/A
Home Runs Allowed: 1, at Incarnate Word, 2-18-2026
Wild Pitches: 1, at Incarnate Word, 2-18-2026, and at Kansas State, 3-11-2026

CAREER BATTING AND FIELDING HIGHS

At-Bats: 5, three times (last: vs. St. Thomas, 4-21-2024 [Game 1])
Runs: 3, at Northern Colorado, 5-4-2024
Hits: 2, six times (last: at Northern Colorado, 5-3-2024)
RBIs: 4, vs. Northwestern (Iowa), 4-9-2024
Doubles: 1, four times (last: at Northern Colorado, 5-3-2024)
Triples: N/A
Home Runs: 1, three times (last: at Northern Colorado, 5-4-2024)
Total Bases: 5, vs. Northwestern (Iowa), 4-9-2024
Bases on Balls: 2, at Briar Cliff, 4-11-23, and vs. Northwestern (Iowa), 4-18-23
Hit By Pitch: 1, three times (last: at Northern Colorado, 5-4-2024)
Strikeouts: 3, three times (last: vs. St. Thomas, 4-21-2024 [Game 1])
Stolen Bases: 1, five times (last: at Northern Colorado, 5-4-2024)
Sacrifice Bunts: 1, at North Dakota State, 4-6-2024 [Game 2]
Sacrifice Flies: 1, vs. Northwestern (Iowa), 4-18-2023
Putouts: 4, vs. Dakota Wesleyan, 4-12-2023
Assists: 5, three times (last: vs. Oral Roberts, 4-27-2024 [Game 2])
Errors: 1, five times (last: at Northern Colorado, 5-4-2024)



NIC WERK
5-10, 175, So.
Outfielder/Infielder
Madison Lake, Minnesota
Mankato East H.S.

SEASON HIGHS

At-Bats: 5, three times (at: North Dakota State, 5-3-2026)
Runs: 3, vs. North Dakota State, 3-21-2026 [Game 1], and at Northern Colorado, 3-28-2026
Hits: 3, vs. Oklahoma State, 3-18-2026
RBIs: 3, at St. Thomas, 4-11-2026
Doubles: 1, nine times (last: vs. St. Thomas, 5-8-2026)
Triples: N/A
Home Runs: N/A
Total Bases: 4, at Oklahoma State, 3-18-2026
Bases on Balls: 3, at Oklahoma State, 3-17-2026
Hit By Pitch: 2, at St. Thomas, 4-10-2026 [Game 1]
Strikeouts: 3, vs. Oral Roberts, 4-19-2026
Stolen Bases: 1, at Northern Colorado, 3-29-2026
Sacrifice Bunts: 1, three times (last: vs. North Dakota State, 3-21-2026 [Game 2])
Sacrifice Flies: 1, four times (last: vs. St. Thomas, 5-10-2026)
Putouts: 5, vs. St. Thomas, 5-8-2026
Assists: 5, three times (last: vs. St. Thomas, 5-9-2026)
Errors: 1, four times (last: vs. St. Thomas, 5-9-2026)

2026 JACKRABBIT BASEBALL SEASON/CAREER HIGHS

NIC WERK'S CAREER HIGHS

At-Bats: 5, four times (last: at North Dakota State, 5-3-2026)
Runs: 3, three times (last: at Northern Colorado, 3-28-2026)
Hits: 3, at Oklahoma State, 3-18-2026
RBIs: 3, at St. Thomas, 4-11-2026
Doubles: 1, 11 times (last: vs. St. Thomas, 5-8-2026)
Triples: 1, vs. Oral Roberts, 5-15-2025 [Game 2]
Home Runs: N/A
Total Bases: 4, at Oklahoma State, 3-18-2026
Bases on Balls: 3, at Oklahoma State, 3-17-2026
Hit By Pitch: 2, at Pacific (Calif.), 2-22-2025 [Game 2], and at St. Thomas, 4-10-2026 [Game 1]
Strikeouts: 5, at Sacramento State, 2-28-2025
Stolen Bases: 1, three times (last: at Northern Colorado, 3-29-2026)
Sacrifice Bunts: 2, vs. Omaha, 4-11-2025
Sacrifice Flies: 1, four times (last: vs. St. Thomas, 5-10-2026)
Putouts: 6, at Kansas, 4-2-2025
Assists: 5, three times (last: vs. St. Thomas, 5-9-2026)
Errors: 2, vs. North Dakota State, 4-26-2025 [Game 2]



LUKE WROBLEWSKI

6-1, 205, Grad.

Outfielder

Sussex, Wisconsin

Sussex-Hamilton H.S.

Northwestern (Iowa)

SEASON HIGHS

At-Bats: 6, at North Dakota State, 5-3-2026
Runs: 4, at Northern Colorado, 3-28-2026
Hits: 3, three times (last: vs. St. Thomas, 5-10-2026)
RBIs: 4, at Northern Colorado, 3-29-2026
Doubles: 2, at Northern Colorado, 3-29-2026
Triples: N/A
Home Runs: 1, at Northern Colorado, 3-27-2026, and at St. Thomas, 4-11-2026
Total Bases: 5, at Northern Colorado, 3-29-2026, and at St. Thomas, 4-11-2026
Bases on Balls: 2, at Incarnate Word, 2-17-2026, and vs. Midland, 4-14-2026
Hit By Pitch: 1, four times (last: vs. Northern Colorado, 4-24-2026)
Strikeouts: 2, four times (last: vs. St. Thomas, 5-8-2026)
Stolen Bases: 2, at Creighton, 3-25-2026
Sacrifice Bunts: 1, four times (last: vs. St. Thomas, 5-9-2026)
Sacrifice Flies: 1, vs. North Dakota State, 3-21-2026 [Game 2], and at Northern Colorado, 3-28-2026
Putouts: 5, four times (last: vs. Oral Roberts, 4-19-2026)
Assists: N/A
Errors: 1, at UTSA, 2-14-2026, and at Central Arkansas, 3-1-2026

RECORD BOOK

GAMES PLAYED

CAREER

1.	218	Eric Cain	2009-12
2.	216	Billy Stitz	2008-11
3.	215	Paul Jacobson	2013-16
4.	210	Luke Ira	2019-23
5.	207	Nick Adams	2005-08
6.	201	Matt Johnson	2014-17
7.	199	Tyson Fisher	2005-08
8.	198	Doug Sehr	1991-94
9.	197	Korby Mintken	2005-08
10.	196	Newt Johnson	2015-18

BATTING AVERAGE

SEASON

(minimum of 100 at bats)

1.	.449	Cole Irish	1996
2.	.443	Frank Cutler	1982
3.	.437	Dave Wilner	1988
4.	.431	Tim Johnson	1986
5.	.423	Matt Hanson	2002
6.	.418	Dave Manke	1974
7.	.417	Larry Heffley	1985
	.417	Ryan McDonald	2023
9.	.416	Terry Van Engelenhoven	1993
	.416	Billy McMacken	1989
	.416	Dean Krogman	1971

AT-BATS

SEASON

1.	283	Billy Stitz	2010
2.	253	Joel Blake	2010
3.	251	Eric Cain	2010
4.	244	Billy Stitz	2011
5.	228	Joel Blake	2009
	228	John Lee	2010
	228	Paul Jacobson	2016
8.	225	Paul Jacobson	2015
	225	Gus Steiger	2019
10.	223	Jesse Sawyer	2010
	223	Scott Splett	2014

CAREER

1.	914	Billy Stitz	2008-11
2.	836	Luke Ira	2019-23
3.	820	Eric Cain	2009-12
4.	779	Nick Adams	2005-08
5.	750	Paul Jacobson	2013-16
6.	722	Tyson Fisher	2005-08
7.	715	Matt Johnson	2014-17
8.	705	Korby Mintken	2005-08
9.	703	Joel Blake	2009-11
10.	692	Greg Geary	2002-05

HITS

SEASON

1.	111	Billy Stitz	2010
2.	99	Joel Blake	2010
3.	97	Eric Cain	2010
4.	91	John Lee	2010
5.	83	Joel Blake	2011
6.	80	Joel Blake	2009
	80	Tony Martin	2009

T6.	80	Jesse Sawyer	2010
9.	78	Carter Sintek	2025
10.	77	Matt Hanson	2002
	77	Billy Stitz	2011

CAREER

1.	311	Billy Stitz	2008-11
2.	272	Eric Cain	2009-12
3.	262	Joel Blake	2009-11
4.	256	Greg Geary	2002-05
5.	244	Nick Adams	2005-08
6.	233	Tyson Fisher	2005-08
7.	224	Cole Irish	1993-96
8.	223	Billy McMacken	1987-90
9.	221	Korby Mintken	2005-08
10.	218	Luke Ira	2019-23

RUNS SCORED

SEASON

1.	75	Billy Stitz	2010
2.	74	John Lee	2010
3.	72	Jesse Sawyer	2010
4.	63	Cole Irish	1996
	63	Joel Blake	2010
6.	61	Joe Hardin	1993
	61	Jesse Sawyer	2009
	61	Eric Cain	2010
9.	59	Doug Sehr	1994
10.	58	Korby Mintken	2007

CAREER

1.	189	Billy Stitz	2008-11
2.	173	Korby Mintken	2005-08
3.	172	Cole Irish	1993-96
4.	170	Tyson Fisher	2005-08
5.	168	Jesse Sawyer	2009-11
6.	163	Billy McMacken	1987-90
7.	162	Joel Blake	2009-11
8.	160	Ryan Krogman	1991-94
	160	Doug Sehr	1991-94
10.	158	Eric Cain	2009-12

RUNS BATTED IN

SEASON

1.	83	Eric Cain	2010
2.	73	Jesse Sawyer	2010
3.	67	Billy Stitz	2010
4.	66	Joel Blake	2010
5.	63	Cole Irish	1996
6.	61	John Lee	2010
	61	Dawson Parry	2024
8.	60	Billy McMacken	1990
9.	59	Cael Frost	2024
10.	58	Jesse Sawyer	2009

CAREER

1.	192	Billy McMacken	1987-90
2.	187	Greg Geary	2002-05
3.	179	Eric Cain	2009-12
4.	176	Chris Studer	1999-2002
5.	173	Jesse Sawyer	2009-11
6.	169	Billy Stitz	2008-11
7.	162	Pat Schmidt	1992-95
	162	Doug Sehr	1991-94

9.	156	Nick Adams	2005-08
10.	154	Ryan Krogman	1991-94

DOUBLES

SEASON

1.	33	Joel Blake	2010
2.	26	Billy Stitz	2010
3.	21	Joel Blake	2009
	21	John Lee	2010
5.	20	Craig Parry	2008
6.	18	Billy McMacken	1990
	18	Russ Langer	2000
	18	Greg Geary	2004
	18	Jesse Sawyer	2009
	18	Nolan Grawe	2026
10.	17	Jesse Sawyer	2010

CAREER

1.	70	Joel Blake	2009-11
2.	62	Billy Stitz	2008-11
3.	54	Greg Geary	2002-05
4.	50	Russ Langer	1998-2001
	50	Matt Johnson	2014-17
	50	Drew Beazley	2019-23
7.	49	Billy McMacken	1987-90
8.	48	Chris Studer	1999-2002
	48	Paul Jacobson	2013-16
10.	46	Doug Sehr	1991-94



BILLY STITZ ended his career as the Jackrabbits' career leader in hits (311), games played (216), at-bats (914), total bases (462) and runs scored (189). During his junior season in 2010, Stitz established new single-season records for hits, at-bats, runs scored and total bases.

RECORD BOOK

TRIPLES

SEASON		
1.	7	Galen Carver1981
	7	Dave Williams1989
	7	Korby Mintken2006
	7	Nick Adams2006
	7	Korby Mintken2007
	7	Korby Mintken2008
	7	Billy Stitz2011
8.	6	Ken Brooks1990
	6	Steve Knutson1994
	6	Cal Lewis2006
	6	Eric Cain2012

CAREER		
1.	21	Korby Mintken2005-08
2.	16	Billy Stitz2008-11
3.	11	Dave Lane1983-86
	11	Galen Carver1978-81
	11	Eric Cain2009-12
6.	10	Nick Adams2005-08
	10	Tyson Fisher2005-08
8.	9	Cole Irish1993-96
	9	Steve Knutson1993-97
	9	Pat Schmidt1992-95
	9	Cal Lewis2006-07

HOME RUNS

SEASON		
1.	21	Cael Frost2024
2.	19	Jesse Sawyer2009
	19	Jesse Sawyer2010
4.	17	Terry VanEngelenhoven1993
	17	Ryan McDonald2023
6.	16	Billy McMacken1990
	16	Kerry Jacobson2002
	16	Cal Lewis2007
	16	Eric Cain2010
	16	Nic Nelson2023

CAREER		
1.	50	Jesse Sawyer2009-11
2.	43	Greg Geary2002-05
3.	42	Billy McMacken1987-90
4.	37	Chris Studer1999-2002
5.	35	Ryan McDonald2019-23
	35	Dawson Parry2022-24
7.	33	Jon Crow1989-92
	33	Luke Luskey2024-present
9.	32	Russ Langer1998-2001
10.	31	Tim Johnson1984-87
	31	Kerry Jacobson2000-02

TOTAL BASES

SEASON		
1.	163	Billy Stitz2010
2.	159	Eric Cain2010
3.	156	Joel Blake2010
	156	Jesse Sawyer2010
5.	148	Jesse Sawyer2009
6.	147	Cael Frost2024
7.	143	John Lee2010



GREG GEARY set SDSU career records with 54 doubles, 43 home runs, 439 total bases and 1,346 putouts during his career from 2002-05.

8.	140	Joel Blake2009
9.	127	Billy McMacken1990
	127	Terry VanEngelenhoven1993

CAREER

1.	462	Billy Stitz2008-11
2.	439	Greg Geary2002-05
3.	408	Billy McMacken1987-90
4.	404	Jesse Sawyer2009-11
5.	398	Joel Blake2009-11
6.	396	Eric Cain2009-12
7.	376	Chris Studer1999-2002
8.	368	Tyson Fisher2005-08
9.	367	Luke Ira2019-23
10.	348	Russ Langer1998-2001
	348	Korby Mintken2005-08

SLUGGING PERCENTAGE

SEASON (MIN. 60 AB)

1.	.929	Ryan McDonald2023
2.	.881	Dean Krogman1971
3.	.819	Billy McMacken1990
4.	.800	Chris Studer2002
5.	.792	Dan Dummermuth1981

CAREER (MIN. 250 AB)

1.	.713	Billy McMacken1987-90
2.	.696	Terry Van Engelenhoven1991-94
3.	.679	Kerry Jacobson2000-02
4.	.661	Jon Crow1989-92
	.661	Chris Studer1999-2002
6.	.653	Dean Krogman1969-72
7.	.647	Larry Heffley1984-85
8.	.634	Greg Geary2002-05
9.	.631	Tim Johnson1984-87
10.	.630	Jesse Sawyer2009-11

BASES ON BALLS

SEASON		
1.	50	Jesse Sawyer2010
2.	44	Tony Kjolsing2018
	44	Nick Smith2019
4.	43	Luke Ringhofer2016
5.	40	Kurt Augustin1986
6.	38	Joe Hardin1993
	38	Zach Coppola2015
8.	37	Eric Cain2012
	37	Luke Ringhofer2017
	37	Newt Johnson2018
	37	Ryan McDonald2023

CAREER

1.	123	Dave Lane1983-86
2.	118	Ryan McDonald2019-23
3.	116	Eric Cain2009-12
4.	114	Luke Ringhofer2015-17
5.	109	Nick Smith2016-19
6.	108	Derek Hackman2018-22
7.	107	Zach Briggs2009-12
8.	103	Jesse Sawyer2009-11
9.	101	Kurt Augustin1985-87
10.	100	Ryan Krogman1991-94

STOLEN BASES

SEASON

1.	39	Zach Coppola2015
2.	26	Darrell Bren1988
3.	25	Dave Lane1985
	25	Cole Irish1995
5.	23	Dave Lane1986
6.	22	Dave Wilner1988
7.	21	Joe Hardin1993
8.	20	Ken Brooks1990
	20	Dave Wilner1986
	20	Paul Jacobson2016

CAREER

1.	75	Dave Lane1983-86
2.	62	Zach Coppola2013-15
3.	60	Cole Irish1993-96
4.	57	Dave Wilner1986-88
5.	46	Korby Mintken2005-08
6.	44	Darrell Bren1988-89
	44	Jon Crow1989-92
	44	Paul Jacobson2013-16
9.	40	Nick Adams2005-08
10.	39	Brian Scherschligt1995-98

SACRIFICE FLIES

CAREER

1.	14	Pat Schmidt1992-95
	14	Tyson Fisher2005-08
	14	Eric Cain2009-12
	14	Paul Jacobson2013-16
5.	13	Matt Johnson2014-17
6.	12	Doug Sehr1991-94
	12	Rick Weber1984-87
	12	Billy Stitz2008-11
	12	Newt Johnson2015-18
10.	11Eight different players (incl. D. Parry)

RECORD BOOK

SACRIFICE HITS

CAREER

1.	34Tim Hanigan2005-08
2.	30Rich Schmidt1990-93
3.	28Eric Danforth2012-15
4.	25Zach Coppola2013-15
5.	24Nick Adams2005-08
6.	22Korby Mintken2005-08
7.	20Micky Sehr1994-97
	20Cody Sharrow2013-16
9.	19Adam Gregg1998-2001
10.	17Noah Hummel1999-2002
	17Billy Stitz2008-11

HIT BY PITCHES

SEASON

1.	18Jesse Sawyer2010
2.	17 Luke Luskey 2026
3.	16Jeff Eckerle1996
	16Zach Briggs2010
5.	14Chris Studer2001
	14John Lee2009
	14Dayton Franke 2026
	14Carter Taylor 2026
9.	13Five players tied	

CAREER

1.	42Jesse Sawyer2009-11
	42Jess Bellows2021-25
3.	41Tyson Fisher2005-08
4.	39Tim Hanigan2005-08
5.	37Brian Scherschligt1995-98
	37Newt Johnson2015-18
7.	36Jeff Eckerle1994-97
	36Drew Beazley2019-23
	36Ryan McDonald2019-23
10.	35Chris Studer1999-2002
	35Zach Briggs2009-12

PUTOUTS

CAREER

1.	1,346Greg Geary2002-05
2.	1,288Aaron Machbitz2011-14
3.	1,285Matt Johnson2014-17
4.	1,267Tyson Fisher2005-08
5.	1,213Chet Meyer1987-90
6.	975Derek Hackman2018-22
7.	936Drew Beazley2019-23
8.	908Joel Blake2009-11
9.	827Tony Martin2006-09
10.	814Ryan Krogman1991-94

ASSISTS

CAREER

1.	556Eric Cain2009-2012
2.	472Luke Ira2019-23
3.	380Pat Schmidt1992-95
4.	379Andrew Melton2010-13
5.	353Jesse Sawyer2009-11
6.	352Doug Sehr1991-94
	352Cody Sharrow2013-16
8.	344Chris Brown1994-97



BILLY McMACKEN is the only SDSU player to earn multiple All-America awards, earning the honor each of his last three seasons (1988-90). Not only did McMacken put up impressive offensive numbers, he also compiled a 19-11 career pitching record for the Jackrabbits.

9.	342Tony Kjolsing2015-18
10.	333Al Robbins2013-15

WINS

SEASON

1.	11Trevor Schulte1994
2.	10Trevor Schulte1993
3.	9John Semar1994
	9Trevor Vermeulen2010
5.	8Matt Magers1996
	8Chad Coley1993
	8Mark Hofer1984
	8Tim Sweeney1973
	8Matt Bowman2007
	8Alex Oberle2010
	8Stephen Bougher2013
	8Chad Hodges2014
	8Chris Anderson2015
	8Adam Bray2015

CAREER

1.	26Trevor Schulte1991-94
2.	23Adam Bray2012-15
3.	22Stephen Bougher2010-13
4.	21Matt Magers1995-97
	21Chad Coley1990-93
6.	20Jon Maras1989-92
	20Bob Reeves1984-87
	20Caleb Thielbar2006-09
9.	19Billy McMacken1987-90
10.	18Timm Gronseth1985-89
	18Ryan Froom2014-19

APPEARANCES

SEASON

1.	35Trevor Vermeulen2010
2.	28Gary Olechoski2006
	28Trevor Vermeulen2011
4.	26J.D. Moore2013
5.	25John Semar1993
	25Chad Coley1991
	25Dylan Driessen2024
8.	24J.D. Moore2014
9.	23Matt Baerlocher2008
	23Alex Oberle2010
	23Derek Feige/Quinn Reimers2017

CAREER

1.	89Trevor Vermeulen2008-11
2.	86J.D. Moore2012-15
3.	74Bret Barnett2018-22
4.	72Brett Mogen2017-21
	72Alex Clemons2022-25
6.	71Gary Olechoski2003-06
7.	70Chad Coley1990-93
8.	66Shane Kraemer2010-13
	66Andrew Clemen2013-16
10.	65Isaac Johnson2006-09
	65Austin Busse2009-12
	65Talon Jumper2012-15

INNINGS PITCHED

SEASON

1.	104.2Matt Bowman2007
2.	103.0Adam Bray2014
3.	95.1Tyler Olmstead2019
4.	91.1Layne Somsen2013
	91.1Adam Bray2015
6.	88.2Andrew Clemen2016
7.	88.0Stephen Bougher2013
8.	87.2Caleb Thielbar2009
9.	85.1Trevor Schulte1994
10.	84.0Alex Oberle/Blake Treinen2011

CAREER

1.	326.2Adam Bray2012-15
2.	299.1Stephen Bougher2010-13
3.	274.0Caleb Thielbar2006-09
4.	270.2Ryan Froom2014-19
5.	219.1Nic McCay2019-24
6.	218.1Trevor Schulte1991-94
7.	215.0Layne Somsen2009-13
8.	210.2Billy McMacken1987-90
9.	210.1Tim Sweeney1972-75
10.	201.2Chad Coley1990-93

STRIKEOUTS

SEASON

1.	100Trevor Schulte1994
	100Caleb Thielbar2009
3.	96Nic McCay2024
4.	95Adam Bray2014
5.	92Tyler Olmstead2019
6.	91Layne Somsen2013
7.	88Adam Mazur2021
8.	84Peter Torgerson1989
	84Blake Treinen2011
10.	83Nic McCay2019

RECORD BOOK

STRIKEOUTS

CAREER

1.	264	Adam Bray	2012-15
2.	247	Nic McCay	2019-24
3.	226	Trevor Schulte	1991-94
4.	196	Caleb Thielbar	2006-09
5.	191	Stephen Bougher	2010-13
	191	Ryan Bourassa	2021-23
7.	180	Layne Somsen	2009-13
8.	178	Tyler Olmstead	2017-21
9.	176	Ryan Froom	2014-19
10.	175	Jon Maras	1989-92

EARNED RUN AVERAGE

SEASON

(minimum 30 innings pitched)

1.	0.49	Bob Ehrke	1954
2.	1.29	Bob Ehrke	1952
3.	1.31	Bret Barnett	2019
4.	1.34	Charles Risse	1960
5.	1.45	Trever Vermeulen	2010
6.	1.67	Brett Mogen	2019
7.	1.85	Wade Adamson	1977
8.	1.87	Layne Somsen	2013
9.	1.89	Don Larson	1961
	1.89	Craig O'Hearn	1975

CAREER

(minimum 90 innings)

1.	2.09	Bob Ehrke	1954-56
2.	2.33	Don Jorgenson	1954-56
3.	2.50	Trever Vermeulen	2008-11
4.	2.52	Bernie Van Essen	1964-66
5.	2.73	Steve Mousel	1971-74
6.	2.80	Charles Risse	1959-60
	2.80	Don Frank	1957-59
8.	2.90	Jim Langer	1969-70
9.	2.92	Wade Adamson	1976-78
10.	3.05	Howie Rice	1958-60

SAVES

SEASON

1.	13	J.D. Moore	2013
2.	10	Trever Vermeulen	2010
	10	Trever Vermeulen	2011
	10	Chris Halbur	2017
5.	9	Gary Olechoski	2006
	9	Jacob Kougl	2007
7.	8	J.D. Moore	2014
	8	Ryan Bourassa	2023
9.	7	Kirby Morsching	2008
	7	Bret Barnett	2019
	7	Bret Barnett	2022

CAREER

1.	32	J.D. Moore	2012-15
2.	23	Trever Vermeulen	2008-11
3.	18	Bret Barnett	2018-22
4.	15	Ryan Bourassa	2021-23
5.	14	Gary Olechoski	2003-06
6.	12	Chris Halbur	2016-17
7.	11	Bruce Mogen	1983-86
8.	10	Chad Coley	1990-93
9.	9	Ryan Sauter	2000-03
	9	Jacob Kougl	2007

COMPLETE GAMES

SEASON

1.	9	Bob Reeves	1987
	9	Trevor Schulte	1994
3.	8	Jon Maras	1990
4.	7	Brian Price	1988
	7	Pete Torgerson	1989
	7	Greg Kallevig	1984
	7	Chad Danielson	1996
	7	Greg Kallevig	1985
	7	Jeff Wolfswinkle	1982
	7	Dane Kallevig	1988

CAREER

1.	20	Bob Reeves	1984-87
2.	19	Greg Kallevig	1983-85
3.	18	Tim Buterbaugh	1998-2000
4.	17	Trevor Schulte	1991-94
5.	16	Dane Kallevig	1987-89
6.	15	Jon Maras	1989-92
7.	14	Tom Mousel	1999-2002
8.	13	Billy McMacken	1987-90
9.	12	Ed Maras	1964-66
10.	11	Chad Danielson	1995-96

WINNING PERCENTAGE

SEASON

(minimum seven decisions)

1.	.971 (11-1)	Trevor Schulte	1994
2.	.900 (10-1)	Trever Vermeulen	2010
3.	.889 (8-1)	Mark Hofer	1984
	.889 (8-1)	Chad Coley	1993
5.	.875 (7-1)	Rob Hirschoff	2001
	.875 (7-1)	Pete Torgerson	1989
	.875 (7-1)	Blake Treinen	2010
	.875 (7-1)	Kolton Emery	2011
9.	.857 (6-1)	Paul Sanow	1999
	.857 (6-1)	Nic McCay	2019

CAREER

(minimum 10 wins)

1.	.839 (26-5)	Trevor Schulte	1991-94
2.	.824 (14-3)	John Semar	1993-94
3.	.800 (12-3)	Bernie Van Essen	1964-66
4.	.778 (14-4)	Blake Treinen	2010-11
5.	.739 (17-6)	Mark Hofer	1981-84
6.	.722 (13-5)	Bob Reeves	1984-86
7.	.706 (12-5)	Charles Risse	1958-60
8.	.700 (21-9)	Chad Coley	1990-93
9.	.696 (16-7)	Terry VanEngelenhoven	1991-94
10.	.680 (17-8)	Rob Hirschoff	1999-2002

STRIKEOUTS PER 9 INNINGS

SEASON

(minimum 30 innings pitched)

1.	13.84	Ryan Bourassa	2023
2.	13.82	Ryan Bourassa	2021
3.	13.80	Bret Barnett	2022
4.	13.60	Ryan Bourassa	2022
6.	13.09	Brady Stover	2018
7.	12.98	Dylan Driessen	2024
8.	12.86	Bob Ehrke	1953
	12.86	Dylan Driessen	2025
10.	12.32	Bret Barnett	2019
	12.32	Alex Clemons	2023

CAREER

(minimum 60 innings pitched)

1.	13.99	Eli Sundquist	2020-23
2.	13.75	Ryan Bourassa	2021-23
3.	12.93	Dylan Driessen	2023-present
4.	12.16	Alex Clemons	2022-25
5.	11.88	Bret Barnett	2018-22
6.	11.40	Pete Torgerson	1989
7.	10.80	Adam Mazur	2020-21
8.	10.22	Brady Stover	2017-20
9.	10.14	Nic McCay	2019-24
10.	9.99	Dick Barnes	1964-66

GAMES STARTED

SEASON

1.	16	Francisco Torres	2005
	16	Brady Moxham	2018
3.	15	Caleb Thielbar	2007
	15	Matt Bowman	2007
	15	Adam Bray	2014
	15	Andrew Clemen	2016
	15	Ryan Froom	2019
7.	14	Several players, including: Nic McCay	2019/2022

CAREER

1.	51	Adam Bray	2012-15
2.	49	Ryan Froom	2014-19
3.	48	Stephen Bougher	2010-13
4.	44	Caleb Thielbar	2006-09
5.	41	Nic McCay	2019-24
6.	39	Billy McMacken	1987-90
7.	38	Layne Somsen	2009-13
8.	34	Kolton Emery	2011-14
9.	33	Trevor Schulte	1991-94
	33	Tom Mousel	1999-2002



TREVER VERMEULEN led the team in saves three times from 2009-11, finishing with a then-school-record 23 career saves. He also set the single-season mark (since broken) with 10 saves in both 2010 and 2011.