



SOUTH DAKOTA STATE JACKRABBIT BASKETBALL GAME NOTES

SDSU Athletics Communications Office | 2820 Stanley J. Marshall Center | Brookings, SD 57007-1497
Assistant Director of Athletics Communications / Andrew Pedersen | Andrew.Pedersen@sdstate.edu

SCHEDULE & RESULTS

Date	Opponent	Time/Result
Nov. 3	\$ vs. Merrimack	W, 75-66
Nov. 6	Dakota State	W, 68-62
Nov. 9	at Northern Iowa	L, 65-58
Nov. 12	at Oregon	L, 83-69
Nov. 17	Peru State	W, 94-46
Nov. 21	Georgia State	W, 105-58
Nov. 25	^ vs. Utah Valley	L, 75-52
Nov. 26	^ vs. UC Irvine	L, 64-52
Dec. 3	at Northern Arizona	W, 75-62
Dec. 6	Idaho	L, 84-81
Dec. 9	at Ball State	W, 68-64
Dec. 12	Dakota Wesleyan	W, 94-62
Dec. 15	vs. Wyoming (Sanford Pentagon)	L, 87-72
Dec. 19	at Milwaukee (Fiserv Forum)	L, 88-87
Dec. 29	at No. 1/2 Arizona	L, 99-71
Jan. 1	* Omaha	W, 84-69
Jan. 3	* at North Dakota	L (OT), 90-87
Jan. 8	* Denver	W, 87-79
Jan. 14	* at North Dakota State	L, 76-65
Jan. 17	* Kansas City	W, 90-62
Jan. 22	* at St. Thomas	L, 74-69
Jan. 28	* at Omaha	L, 80-71
Jan. 31	* Oral Roberts	W, 95-72
Feb. 4	* St. Thomas	6 p.m.
Feb. 7	* South Dakota	5 p.m.
Feb. 12	* at Denver	8 p.m.
Feb. 14	* at Oral Roberts	7 p.m.
Feb. 18	* North Dakota State	7 p.m.
Feb. 21	* North Dakota	2 p.m.
Feb. 26	* at Kansas City	7 p.m.
Feb. 28	* at South Dakota	1 p.m.
March 4-8	Summit League Championship	

\$ - Field of 68 Opening Day Marathon
in Sioux Falls, S.D.

^ - Cancun Challenge played
in Cancun, Mexico

* - Summit League game

Summit League Tournament played at Denny Sanford
PREMIER Center in Sioux Falls, S.D.

Home Games in First Bank & Trust Arena

All times listed Central Time Zone

SUMMIT LEAGUE STANDINGS

Team	Summit	Overall
North Dakota State	9-0	19-5
St. Thomas	7-2	18-6
North Dakota	7-2	13-12
Omaha	5-4	12-12
South Dakota State	4-4	11-12
South Dakota	4-5	12-12
Denver	3-6	10-14
Kansas City	1-8	4-19
Oral Roberts	0-9	5-19

GAME 24: SOUTH DAKOTA STATE vs. ST. THOMAS



Head Coach
Bryan Petersen
Overall: 11-12 (1st Year)
School: Same

STAT LEADERS
Points Per Game
Joe Saylor (13.5)

Rebounds Per Game
Damon Wilkinson (6.6)

Assists Per Game
Kalen Garry (3.3)

Steals Per Game
Jaden Jackson (1.6)

Blocks Per Game
Damon Wilkinson (0.9)

GAME INFO & COVERAGE

When..... Wednesday, Feb. 4
Time..... 6 p.m. CT
Where..... Brookings, S.D.
Facility..... First Bank & Trust Arena
Radio..... Jackrabbit Sports Network
Talent..... Tyler Merriam
Online..... GoJacks.com
Mobile..... The Varsity Network
Television..... CBS Sports Network
Stream..... Check TV Provider
Talent..... Alex Heinert, Shon Morris
..... Ana Bellinghausen
Live Stats..... SDSU Statbroadcast

SDSU	UST
11-12..... Overall	18-6
4-4..... League Rec.....	7-2
8-1..... Home	11-1
2-7..... Away	6-4
1-4..... Neutral	1-1
W1..... Streak.....	W1
185..... NET.....	117
190..... KenPom.....	130
NR..... Coaches Poll.....	NR
NR..... AP Poll.....	NR



Head Coach
John Tauer
Overall: 309-113 (15th Year)
School: Same

STAT LEADERS
Points Per Game
Nolan Minessale (19.6)

Rebounds Per Game
Nick Janowski (5.3)

Assists Per Game
Nolan Minessale (4.2)

Steals Per Game
Austin Herro (2.0)


Blocks Per Game
Isaiah Johnson-Arigo (0.7)

- South Dakota State welcomes St. Thomas to First Bank & Trust Arena on Wednesday with tipoff scheduled for 6 p.m. The matchup is the second between the two sides this year and leads into the second half of the Jacks' Summit League schedule.
- The Jacks and Tommies met on Jan. 22 in St. Thomas' Lee & Penny Anderson Arena. SDSU had a nine-point lead in the first half, as well as a 58-50 advantage at the 11:14 mark of the second half. SDSU led for over 21 minutes of the contest and sat ahead 68-67 with under three minutes to play, but were unable to make enough plays late in a 74-69 defeat. The matchup featured 16 lead changes and eight tie scores.
- The Jackrabbits were led in that contest by Joe Saylor who finished with a game-high 24 points. He was followed in double digits by Matthew Mors (12) and Damon Wilkinson (10). Across eight Summit League contests he's scored double digits in seven and scored over 20 points in four games.
- Saylor, along with Jaden Jackson, scored 24 points apiece in SDSU's last time out. This past Saturday saw the Jackrabbits beat Oral Roberts, 95-72, inside First Bank & Trust Arena. That matchup saw the Jacks produce their most field goals made (38), and top 3-point field goal percentage (57.1%), in a game this season (38).
- The Jackrabbits have four players score double digits in league play including Saylor (18.4), Damon Wilkinson (15.1), Jackson (12.1) and Kalen Garry (11.1). Wilkinson is SDSU's leader in rebounding (7.6) and Garry averages 4.5 assists.
- Wednesday's meeting features a matchup of the league's best in field goal percentage and field goal percentage defense. The Tommies rank atop the Summit shooting 52% from the field, while the Jackrabbits pace the conference on the defensive side allowing foes to shoot 42.2%.
- St. Thomas enters the matchup with an 18-6 overall record and 7-2 mark in league play. The Tommies average a conference-high 85.8 points in league action. Averaging double digits includes Nick Janowski (20.9), Nolan Minessale (15.1), Carter Bjerke (12.0) and Isaiah Johnson-Arigo (11.2). In the two sides' first meeting, Janowski and Bjerke each had 21 points for the Tommies.

SOUTH DAKOTA STATE PROJECTED LINEUP




Jaden Jackson
Pts 13.0
Rebs 4.5
Asts 2.8
GP/GS 23/23



Joe Saylor
Pts 13.5
Rebs 3.4
Asts 2.3
GP/GS 23/23



Kalen Garry
Pts 11.0
Rebs 4.9
Asts 3.3
GP/GS 23/23



Matthew Mors
Pts 7.7
Rebs 4.0
Asts 1.1
GP/GS 23/23



Damon Wilkinson
Pts 13.2
Rebs 6.6
Asts 1.3
GP/GS 23/10



2025-26 JACKRABBIT BASKETBALL GAME NOTES

SDSU QUICK FACTS

General Information

Name	South Dakota State University
City/State/Zip	Brookings, S.D. 57007
Founded	Feb. 21, 1881
Enrollment	12,139 (Fall 2025)
Nickname	Jackrabbits
Colors	Yellow (PMS 109) & Blue (PMS 286)
Facility (Capacity)	First Bank & Trust Arena (5,000)
Affiliation	NCAA Division I
Conference	The Summit League
School President	Barry H. Dunn
Athletic Director	Justin Sell
Senior Women's Admin	Holly Van Vlymen
Athletics Website	www.GoJacks.com
Athletics Department Phone	(605) 688-5625
University Website	www.sdstate.edu

Program History

First Year of Men's Basketball	1903-04
All-Time Record	1,691-1,119-1
Summit League Championships	16
Summit League Tournament (Last)	7 (2023-24)
Summit League Regular Season (Last)	9 (2023-24)
NCAA Postseason Berths (Last)	31 (2023-24)
NCAA Division I Postseason Berths	7
Years	2012, 2013, 2016, 2017, 2018, 2022, 2024
Record	0-7

Team Information

2024-25 Overall Record	20-12
Conference Record/Finish	11-5 (3rd)
Home Record	13-1
Away Record	4-8
Neutral Record	3-3
Starters Returning/Lost	3/2
Letterwinners Returning/Lost	5/6
Newcomers	5

WE ARE THE SOUTH DAKOTA STATE JACKRABBITS

Please call us South Dakota State or SDSU.

Please do not call us San Diego State, SDST or SDS, and please, never call us South Dakota. What's the difference? Great Question. Calling us "South Dakota" is like calling Arizona State, "Arizona," or Ohio State, "Ohio."

Again, calling South Dakota State "San Diego State" is just not cool, so please don't do it.

Also, Jackrabbits is one word, not Jack Rabbits or JackRabbits. Our jackrabbit mascot is modeled after a real species of rabbit, not a rabbit named Jack. Technically speaking, a jackrabbit is a hare, but let's not get technical. Calling us the Jacks is an acceptable second reference.

2025-26 JACKRABBITS ROSTER

No.	Name	Pos	Ht	Wt	Yr	Hometown	Pronunciation
0	Trey Buchanan	G	6-0	185	R-Fr.	Westfield, Ind.	Trey Buchanan
2	Luke Haertle	G	6-3	205	Jr.	Hartland, Wis.	Luke Hurdle
3	Joe Saylor	G	6-3	195	So.	White River, S.D.	Joe Sigh-ler
5	Caleb Delzell	F	6-9	230	Gr.	Camanche, Iowa	Caleb Dell-zell
6	Jaden Rogers	G	6-6	215	Fr.	Waukee, Iowa	Jaden Rogers
10	Kalen Garry	G	6-3	200	Jr.	De Smet, S.D.	Kay-len Gary
11	Matthew Mors	F	6-7	215	Sr.	Yankton, S.D.	Matthew Morz
12	Bubz Alvarez	G	6-5	200	R-So.	Houston, Texas	Bubz Al-vah-rez
14	Jaden Jackson	G	6-0	185	So.	Bellevue, Neb.	Jay-den Jackson
22	Davis Kern	F	6-9	225	Fr.	Marion, Iowa	Davis Kern
23	Andrell Burton Jr.	G	6-7	195	R-Fr.	Wichita, Kan.	An-drell Burton Jr.
33	Jadyn Cascio Jensen	G	6-3	190	R-Fr.	Bellevue, Neb.	Jadyn Cass-ee-oh Jensen
34	Damon Wilkinson	C	6-10	245	So.	De Smet, S.D.	Damon Wilk-in-sen
35	Alec Squires	C	6-10	250	R-Fr.	Volga, S.D.	Alec Sq-why-ers

Head Coach: Bryan Petersen - 1st - Iowa State, 2009

Bryan Petersen

Assistant Coach: Cole Christian - 1st - Iowa State, 2017

Cole Christian

Assistant Coach: Ryan Kirsch - 1st - Iowa State, 2016

Ryan Kirsch

Assistant Coach: Nick Smith - 1st - Southwest Minnesota State, 2014

Nick Smith

Assistant Coach: Jamal Nixon - 1st - Minnesota State, 2021

Jamal Nixon

Assistant Coach (Operations): Tucker Wookey - 3rd - SDSU, 2023

Tucker Woo-key

Athletic Trainer: Woodrow Dahl - 10th - SDSU, 2013

Woody Doll

Strength & Conditioning: Eric Adolph - 16th - Dakota Wesleyan, 2009

Eric A-dolf

Student Managers: Dylan Prouty, August Schenzel, Wylie Mursu, Joslyn Verzal, Zach Rippe, Mikey Mors, Nate Buus



HEAD COACH BRYAN PETERSEN

Alma Mater, YearIowa State, 2009

Record as HC at SDSU 11-12 (First Season)

HEAD COACH NOTES

- Named head coach of the Jackrabbits on March 29, 2025, after spending six years on the SDSU staff as an assistant. Petersen is the 23rd head coach in Jackrabbit basketball history.
- In six seasons as an assistant, the Jackrabbits accumulated a 129-60 record which featured four Summit League regular season titles, two conference tournament championships and two NCAA Tournament appearances
- During time as an assistant, he was at forefront of SDSU defensive game plans. Also was in charge of development of guards which includes former Summit League Players of the Year in Zeke Mayo and Baylor Scheierman, as well as league honorees in Charlie Easley, Matt Mims and Kalen Garry.
- Prior to SDSU, Petersen spent six seasons as head coach of the Kirkwood Community College men's basketball program. He led the program to the 2016 and 2019 NJCAA Division II Championships while compiling a 157-38 overall record. Petersen earned national coach of the year honors in the national championship seasons. Future Jackrabbit Douglas Wilson was the 2019 NJCAA National Player of the Year in 2019 and eventually was the 2020 Summit League Player of the Year.
- Spent a season as an assistant at Kirkwood following three years as a graduate assistant at Iowa State. He worked as a Cyclone for one season for Greg McDermott (2009-10) and two seasons for Fred Hoiberg (2010-12).
- College playing career saw Petersen start two seasons at Iowa State after two years in which he was an All-American at Kirkwood CC.
- Originally from Clinton, Iowa, Petersen graduated from Clinton High School in 2005. A four-sport athlete in basketball, baseball, track and golf. Petersen was inducted into the Clinton High School Athletic Hall of Fame in 2022.
- Petersen lives in Brookings with his wife, Renae, and their two sons; Cade and Miles.

CAREER CAPSULE

Title	School	Year
Head Coach	South Dakota State	2025-present
Asst. Coach	South Dakota State	2019-25
Head Coach	Kirkwood CC (Cedar Rapids, Iowa)	2013-19
Asst. Coach	Kirkwood CC	2012-13
Graduate Assistant	Iowa State	2009-12
Point Guard	Iowa State	2007-09
Point Guard	Kirkwood CC	2005-07



HOME COURT ADVANTAGE

Records at Home Since 2011-12

Rk	Team	Conference	W-L	Pct
1.	Gonzaga	West Coast	214-14	.939
2.	Kansas	Big 12	219-15	.936
3.	South Dakota St.	Summit	184-14	.929
4.	Duke	ACC	218-24	.901
5.	Akron	MAC	203-25	.890
6.	Belmont	MVC	183-23	.888
7.	Arizona	Big 12	220-28	.887
8.	San Diego State	MWC	208-28	.881
9.	Kentucky	SEC	228-31	.880
10.	Saint Mary's	WCC	227-31	.880

Records at Home Since 2015-16

Rk	Team	Conference	W-L	Pct
1.	Gonzaga	West Coast	154-11	.933
2.	South Dakota St.	Summit	134-11	.924
	Kansas	Big 12	158-13	.924
4.	Houston	American	168-14	.923
5.	Purdue	Big Ten	153-17	.900
6.	Akron	MAC	147-17	.896
7.	Duke	ACC	157-20	.887
8.	Saint Mary's	WCC	162-21	.885
9.	Belmont	Ohio Valley	132-19	.874
10.	Vermont	AE	144-21	.873

FIRST BANK & TRUST ARENA



A NEW ERA OF JACKRABBIT BASKETBALL

The South Dakota State men's basketball program began its tenure in its new home during the 2024-25 season as the Jackrabbits officially opened First Bank & Trust Arena.

The Jacks made their debut on Oct. 30 in an exhibition against Black Hills State, but officially played their first game on Friday, Nov. 8, versus Long Beach State.

The arena has 12 suites and six loge boxes. Three standout spaces in the concourse include the Midco Club, Furniture Mart Lounge and Hefty Student Club. A new videoboard sits atop center court. New locker rooms and coaches spaces were included for the Jackrabbit basketball programs, while the old Frost Arena court hangs along the south concourse for fans to view.

SDSU played its games in Frost Arena from 1972-2024. The Jacks went 573-139 (.805) all-time in Frost. The facility provided one of the best home court advantages from Division II to Division I basketball.

LAST TIME OUT

BROOKINGS – South Dakota State put together its best offensive half of the season, and cruised following an explosive first 20 minutes, to complete a 95-72 victory over Oral Roberts on Saturday, Jan. 31, inside First Bank & Trust Arena.

The Jackrabbits and Golden Eagles kept things tight in the early going. Oral Roberts briefly led with the first points of the contest on a 3-pointer. The Jacks jumped into the lead following consecutive Damon Wilkinson field goals in the first three minutes of action.

Oral Roberts' Ty Harper scored 11 of the Golden Eagles first 18 points as they trailed SDSU 20-18 with 12 minutes, 47 seconds left in the first half.

SDSU began to pull away at that point. Three different nine-point scoring runs pushed the Jackrabbits' lead into double digits. A 13-0 scoring stretch, capped by a Jaden Jackson 3-pointer, gave SDSU a 54-29 advantage with just over two minutes remaining in the half.

The Jackrabbits eventually scored their most points in a half this season before taking a 58-39 lead into the halftime break. South Dakota State outshot Oral Roberts 65-39% in the first half which included an 8-for-13 clip from 3-point range. The Jacks also committed just one turnover.

Oral Roberts whittled away at the deficit to open the second half. A nine-point span for the Golden Eagles made it a 60-48 contest at the 15:29 mark. SDSU responded with the next six points and didn't allow the margin to get any closer from there.

The Jacks finished the meeting outshooting the Golden Eagles 56.7%-33.3% and also out-rebounded ORU, 45-34. SDSU also had 20 assists as a team.

South Dakota State improved to 11-12 overall and 4-4 in Summit League play. Oral Roberts dropped to 5-19 (0-9).

Jackson and Joe Sayler each finished with 24 points to lead the Jackrabbits. Jackson's output was a career high with 21 coming in the first half, while Sayler went 9 of 12 from the field. Jackson also finished with five rebounds, five assists and a career-high five steals. Sayler grabbed a season-high eight rebounds.

Joining the duo in double digits scoring were Kalen Garry (14), Damon Wilkinson (12) and Bubz Alvarez (11). Garry had a team-high seven assists. Bubz Alvarez scored a season-high point total to go along with a career-high eight rebounds.

The 95 points scored by the Jackrabbits are the most during Summit League play.

SDSU has now won five straight matchups against Oral Roberts. The Golden Eagles were led by Harper's game-high 26 points.

SDSU STREAK OVER UND ENDS & THEN SOME

South Dakota State has now lost three straight games, following an 18-game win streak over North Dakota, to UND following the Fighting Hawks' overtime win at home against the Jackrabbits on Jan. 3. Though SDSU has won 22 of the last 26 meetings, North Dakota now holds its longest win streak over the Jackrabbits since 1993.

TOP-RANKED BILLING TO CLOSE NON-CON

The Jacks experienced a three-game losing streak for the first time in two seasons with the third loss a 99-71 loss at Arizona on Dec. 29.

The contest featured SDSU taking on the No. 1/2 Wildcats in the McKale Center. It was the first time in program history the Jackrabbits faced a No. 1-ranked squad. SDSU's previous highest ranked opponent was Gonzaga in the 2017 NCAA Tournament. The Bulldogs entered March Madness that year No. 2/4 in the respective national polls.

SERIES HISTORY

vs. ST. THOMAS

Overall: 16-10

Away: 4-8

Last: L, 74-69 (Jan. 22, 2026 in St. Paul)

- St. Thomas won first meeting of season, 74-69, in St. Paul two weeks ago.
- Jackrabbits had lead for over 21 minutes and was in front 68-67 with less than three minutes to go, but Tommies did enough late to pull away with victory.
- Jackrabbits are 4-0 against Tommies in Brookings since they joined Summit League.
- SDSU has won contests at home versus St. Thomas by scores of 79-60, 71-64, 77-72 and 102-86.

SPLIT MATCHUPS INSIDE THE PENTAGON

SDSU won its season opener in the Sanford Pentagon, 77-65, over Merrimack as a part of the Field of 68 Opening Day Marathon. The Jacks then took on Wyoming in their second contest inside the Sioux Falls facility of the season on Dec. 15. SDSU fell to the Cowboys, 87-72. Wyoming became the first Jackrabbit foe to shoot over 50% this season. The Cowboys' 87 points were a season high for the Jacks given up, while SDSU was out-rebounded by a season-worst margin of 38-21.

SDSU's opening win against Merrimack was the first for Bryan Petersen in his head coaching debut at the Division I level. SDSU's loss to the Pokes dropped the Jackrabbits to 11-9 all-time in the Sanford Pentagon.

BIG SKY-SUMMIT CHALLENGE RECAP

SDSU completed a split of its Big Sky-Summit Challenge matchups. The Jackrabbits defeated Northern Arizona 75-62 on Dec. 3 in Flagstaff. Four Jacks scored in double digits in that contest led by Joe Sayler. He registered a season-high 20 points.

The matchup on Dec. 6 versus Idaho saw the Jackrabbits lead for over 22 minutes, but the Vandals came away with an 84-81 win. Jaden Jackson paced the Jackrabbit lineup. He played 38 minutes and was 8-for-13 from the floor with 21 points. The contests saw Damon Wilkinson score 13 points and grab five rebounds against NAU, followed by 16 points and seven rebounds versus Idaho.

The 2026 edition of the conference series was the third between the two leagues officially. SDSU has now played a pair of Big Sky opponents in seven straight seasons, excluding the 2020-21 campaign. The Jacks have split their matchups with their Big Sky foes in every season during that span.

NEAR HISTORICAL OFFENSIVE NIGHT

SDSU began the Cancun Challenge on Friday, Nov. 21, with a campus-site game as part of the event. The Jacks hosted Georgia State and essentially led from the start en route to a 105-58 thrashing of the Panthers. SDSU scored 100-plus points and had five players in double digits scoring for the first time since last February. The Jacks also shot over 60% from the field for the first time in a year-long span.

The Jacks set a couple near record marks in the win over Georgia State. The 47-point victory was nearly SDSU's largest against a Division I foe. It was the largest win against DI competition since December of 2018 when the Jacks defeated Savannah State at home, 139-72.

PETERSEN TAKES REINS OF PROGRAM

South Dakota State Director of Athletics Justin Sell announced on Saturday, March 29, Bryan Petersen as the Jackrabbits' 23rd head coach. Petersen was at the forefront of SDSU's guard development and the program's defensive game plans during his six years as an assistant for Eric Henderson.



2025-26 JACKRABBIT BASKETBALL GAME NOTES

AP TOP 25 POLL (JAN. 25, 2026)

	Team (1st)	W-L	Pts	Prev
1	Arizona	20-0 (60)	1500	1
2	UConn	19-1	1402	2
3	Michigan	18-1	1379	3
4	Duke	18-1	1326	5
5	Nebraska	20-0	1283	7
6	Gonzaga	21-1	1097	8
7	Michigan State	18-2	1072	10
8	Iowa State	18-2	1070	9
9	Illinois	17-3	1060	11
10	Houston	17-2	983	6
11	Texas Tech	16-4	939	12
12	Purdue	17-3	864	4
13	BYU	17-2	837	13
14	Kansas	15-5	614	19
15	Arkansas	15-5	568	20
16	North Carolina	16-4	528	22
17	Virginia	16-3	509	14
18	Vanderbilt	17-3	497	15
19	Florida	14-6	389	16
20	Louisville	14-5	297	23
21	Saint Louis	19-1	286	24
22	Clemson	17-4	245	18
23	Alabama	13-6	202	17
24	Miami (OH)	20-0	140	25
25	St. John's	15-5	133	NR

RV: Tennessee 88, Kentucky 51, Georgia 49, Iowa 30, Texas A&M 27, Auburn 15, NC State 8, SMU 4, Saint Mary's 3, Utah St. 2, Villanova 2, Wisconsin 1.

USA TODAY COACHES POLL (FEB. 2, 2026)

	Team	Record	Pts	1st	Prev
1	Arizona	22-0	775	31	1
2	Michigan	20-1	728	0	2
3	UConn	21-1	715	0	3
4	Duke	20-1	692	0	4
5	Gonzaga	22-1	625	0	6
6	Illinois	19-3	599	0	10
7	Iowa State	20-2	588	0	9
8	Houston	19-2	586	0	7
9	Nebraska	20-2	502	0	5
10	Michigan State	19-3	486	0	8
11	Kansas	16-5	448	0	14
12	Purdue	18-4	387	0	12
13	Texas Tech	16-5	365	0	11
14	BYU	17-4	315	0	13
15	Vanderbilt	19-3	311	0	15
16	Florida	16-6	306	0	21
17	Virginia	18-3	303	0	17
18	North Carolina	17-4	280	0	18
19	Clemson	18-4	217	0	19
20	Saint Louis	21-1	197	0	22
21	Arkansas	16-6	154	0	16
22	St. John's	16-5	132	0	24
23	Louisville	15-6	72	0	20
24	Miami (OH)	22-0	68	0	25
25	Texas A&M	17-4	61	0	NR

RV: Iowa 52; Tennessee 50; UCF 15; Alabama 15; Villanova 13; Kentucky 9; North Carolina State 4; Utah State 2; Georgia 2; Saint Mary's 1;

Prior to his arrival at SDSU, Petersen spent six years as a head coach at Kirkwood Community College. His college playing career featured two years at Kirkwood which included his sophomore year in which he earned All-America honors. He spent his last two years of college at Iowa State. Petersen was the Cyclones' starting point guard as he started for Iowa State in 64 consecutive games.

Petersen's first staff includes some familiar ties across the board. Ryan Kirsch was a graduate assistant for T.J. Otzelberger's 2017-18 Summit League championship team. He worked as an assistant for Petersen at Kirkwood during their national championship 2018-19 season.

Cole Christian is an Iowa State graduate and was a student manager for the Cyclones at the same time as Kirsch. Christian joined the fold after a three-year stint at Murray State. Nick Smith comes from right down the road at SMSU in Marshall, Minn., after over a decade on the bench for the Mustangs. SDSU graduate Tucker Wookey remained on staff and enters his third year as an assistant, while Jamal Nixon had a four-year playing career in the NSIC at Minnesota State and was previously a graduate assistant at Oklahoma State.

HENDERSON ERA CLOSES IN BROOKINGS

Former South Dakota State head coach Eric Henderson announced his resignation from the head of the Jackrabbit program on March 28, 2025. Henderson left Brookings after six years guiding the program to take the head position at Drake.

Henderson, who spent a total of nine years in Yellow and Blue, left the Jackrabbits with the program among the echelon of The Summit League and mid-major basketball. He first had a three-year span as an assistant that saw the Jacks earn two Summit League regular season titles, two tournament championships, a pair of NCAA Tournament showing and an NIT appearance.

His time as head coach saw SDSU go 129-60 overall. His total wins rank sixth among all-time Jackrabbit coaches while his win percentage of .683 is second behind Jim Iverson's .686 mark set from 1956-65.

AMONG THE BEST MID MAJORS

SDSU looks to continue its program success it's enjoyed since turning the page into the 2010s. Over the past 15 seasons, the Jackrabbits rank among the top 30 programs in Division I basketball in overall wins (339-155 record). SDSU's winning percentage of .686 is the 24th best among all men's teams in that span.

The Jackrabbits have remained successful of late. In the six seasons that coach Bryan Petersen was an assistant on staff, SDSU went 129-60 with four Summit League regular season championships, as well as a pair of conference tournament titles and NCAA Tournament appearances. The six-year span saw the Jacks' win percentage and total wins among all programs in Division I ranks 34th and 43rd, respectively.

SDSU'S RUN OF SUCCESS

South Dakota State has played in 10 of the last 13 postseasons, excluding the 2019-20 season when the COVID-19 pandemic caused the cancellation of all postseason tournaments. The Jacks have been to now seven NCAA tournaments, a pair of National Invitation Tournaments and one trip to the College Basketball Invitational.

SDSU has won seven Summit League Tournament since 2011-12 and at least a share of nine of the last 13 regular season crowns. The Jackrabbits have won 20 or more games in seven of the last nine seasons and 10 of the last 14 campaigns (which includes the 2024-25 season).

BIG MAN ON CAMPUS DEPARTS

Oscar Cluff, thanks to an extra year of eligibility granted by the NCAA to student-athletes that spent time at junior college, transferred to Purdue for the 2025-26 season. Prior to that, Cluff would have ended his college career with a litany of honors as

a Jackrabbit.

Cluff recorded 22 double-doubles in the 2024-25 season. That mark tied Mike Daum's 2018-19 year as the single-season most in program history. Along with that, Cluff earned numerous awards. He was The Summit League's Newcomer of the Year, First Team All-Summit League, All-Newcomer Team and All-Defensive Team honoree.

The Australian native averaged 17.6 points, 12.3 rebounds and 2.8 assists across 30 games. He was one of 10 candidates for the Kareem Abdul-Jabbar Center of the Year award. He finished the year as a Riley Wallace Player of the Year Award Finalist (Most Impactful Transfer) and a Lou Henson Award Finalist (Top Player in Mid-Major College Basketball).

FRESHMAN SCORING CHART

Joe Saylor averaged 12.7 points per game as a redshirt freshman in 2024-25. His scoring average ranked among the best among SDSU freshman during the program's tenure at the Division I level. Below is the list of Jackrabbits that averaged in double figures scoring during their freshman campaigns.

16.0 PPG - David Jenkins (2017-18)
15.6 PPG - Matt Cadwell (2005-06)
15.2 PPG - Mike Daum (2015-16)
12.6 PPG - Joe Saylor (2024-25)
12.5 PPG - Steve Holden (2004-05)
12.2 PPG - Noah Freidel (2019-20)
11.3 PPG - Jordan Dykstra (2010-11)
10.1 PPG - Nate Wolters (2009-10)

MAINTAINING CONTROL OF INTERSTATE

The Jacks extended their winning streak to 10 over South Dakota when they beat the Yotes, 94-91, in Vermillion on Feb. 16, 2025. The stretch for SDSU against USD is the longest by either team in the all-time series. The Jacks previous had the longest, a nine-game win streak over the Coyotes from 1920-23.

SDSU has now won 24 of the last 30 rivalry matchups. The Jackrabbits are 18-2 in Brookings over the Coyotes during the 21st century.

BIG RUN LEADS TO WIN IN FARGO

SDSU and NDSU have now won on each others' home floors each of the last two seasons.

The Jackrabbits' win at the Scheels Center on Jan. 30, 2025, featured a first-half rally. SDSU was down by 13 on two separate occasions. The Jacks used a 20-0 scoring run, then outshot the Bison 53-38% in the second half en route to a 72-62 victory. The comeback from 13 points down was SDSU's largest of the 2024-25 season.

OFFENSIVE OUTBURST IN FB&T

SDSU's Jan. 16, 2025, victory over North Dakota, by a 109-73 score, featured an offensive performance that was one for the record book.

The point total for the Jacks was their second most against a DI opponent in their DI era, their 42 field goals were the third most and their 65.6% shooting clip was the fourth best. The first half featured the team's most points in a half (59) along with best shooting half of the season of 71.4%.

THE CLASS OF THE SUMMIT LEAGUE

SDSU's sweep of The Summit League championships during the 2023-24 campaign continued a trend of sitting atop the conference standings. The Jackrabbits' ninth regular season title tied the program with Valparaiso for the all-time Summit League record. Their seventh tournament title is the most among active members and is just one shy of Valpo's record of eight.

TOUGH RESULTS IN PARADISE STAY

SDSU participated in the 2025 Cancun Challenge a decade after earning the Mayan Division Trophy at the Multi-Team Event. The 2025 edition of the event on location in Mexico had the opposite results.



COLLEGE INSIDER.COM MID MAJOR POLL (JAN. 19)

Team	Record	Pts	Prev
1 Gonzaga (30)	22-1	773	1
2 Miami (1)	22-0	741	2
3 Liberty	18-3	682	3
4 Belmont	20-3	663	5
5 Saint Mary's	19-4	647	4
6 Akron	18-4	617	10
7 Santa Clara	19-5	601	9
8 High Point	20-4	523	7
9 North Dakota State	19-5	496	12
10 Yale	16-4	436	6
11 UNCW	18-3	428	13
12 Hawaii	16-5	395	11
13 UC Irvine	15-7	377	21
14 Murray State	16-7	325	8
15 McNeese	18-4	324	15
16 Stephen F Austin	19-3	312	16
17 Kent State	16-6	253	14
18 Winthrop	16-8	176	20
19 ETSU	16-7	162	18
20 Troy	15-8	135	17
21 St. Thomas (MN)	18-6	131	19
22 Utah Valley	16-6	119	23
23 Wright State	15-8	82	NR
24 UC Santa Barbara	15-7	74	NR
25 Portland State	14-6	62	25

RV: Illinois State 61, Cal Baptist 47, South Alabama 42, Sam Houston 38, UT Martin 37, Bradley 33, Charleston 29, UC San Diego 26, Navy 22, Northern Iowa 22, Mercer 21, San Francisco 21, Bowling Green 15, Oakland 14, Tennessee State 13, UIC 13, Harvard 10, Missouri State 10, Lipscomb 9, Pacific 8, Furman 8, Merrimack 7, Alabama A&M 6, Appalachian State 6, UT Arlington 5, Austin Peay 5, William & Mary 4, Wofford 3, Long Island 2, Stony Brook 2, Hofstra 1, North Dakota 1.

JACKRABBIT SPORTS NETWORK

Originating from flagship station 570 WNAX AM in Yankton, S.D., every South Dakota State men's basketball game is heard in eight different states on the Jackrabbit Sports Network.

Veteran play-by-play man Tyler Merriam is in his 15th year calling men's basketball. He also calls football and baseball for the Jacks. Al Bahe enters his fourth year on men's basketball duties, filling in for Merriam, when Midco Sports broadcasts inside First Bank & Trust Arena.

Each broadcast features a 30-minute pregame show leading up to tipoff and 30 minutes postgame coverage.

Broadcasts aren't limited to traditional radio. Each broadcast is also available for free at GoJacks.com/watch, or via the Varsity Network or Jackrabbit apps.

KJJQ 910 Brookings	KSDR 1480 Watertown
KDBX 107.1 Brookings	WNAX 570 Yankton
KDSJ 980 Deadwood	WNAX 99.9 Yankton
KCCR 1240 Pierre	- GoJacks.com/Watch
KLOH 1050 Pipestone	- Jackrabbit App
KLOH 94.1 Pipestone	- Varsity Network App

2026 SUMMIT LEAGUE WEEKLY HONORS

Week 1 - Jeremiah Burke, Denver
Week 2 - Nolan Minnesale, St. Thomas
Week 3 - Nolan Minnesale, St. Thomas
Week 4 - Isaac Bruns, South Dakota
Week 5 - Nolan Minnesale, St. Thomas
Week 6 - Nolan Minnesale, St. Thomas
Week 7 - Lance Waddles, Omaha
Week 8 - Trevian Carson, North Dakota State
Week 9 - Nick Janowski, St. Thomas
Week 10 - Treyson Anderson, North Dakota State
Week 11 - Carson Johnson, Denver
Week 12 - Greyson Uelmen, North Dakota
Week 13 -

'26 SUMMIT LEAGUE PRESEASON POLL

(First Place votes in parentheses)

1. St. Thomas (17) | 501
2. Omaha (13) | 495
3. South Dakota State (5) | 450
4. North Dakota State | 358
5. South Dakota (1) | 342
6. Kansas City | 187
7. Denver | 169
8. North Dakota | 168
9. Oral Roberts | 165

ALL-SUMMIT LEAGUE PRESEASON TEAMS

First Team

Carter Bjerke, St. Thomas
Isaac Bruns, South Dakota
Kalen Garry, South Dakota State
Nolan Minnesale, St. Thomas (POTY)
Tony Osburn, Omaha
Jayson Petty, Kansas City

Second Team

Noah Feddersen, North Dakota State
Ja'Sean Glover, Omaha
Carter Johnson, Denver
Eli King, North Dakota
Markhi Strickland, North Dakota State

Kalen Garry was an honorable mention for the All-Summit League teams in 2024-25

SUMMIT LEAGUE TOURNAMENT HISTORY
28-10 ALL-TIME

2025 - #3 Seed

Quarterfinals #6 North Dakota L, 85-69

2024 - #1 Seed

Quarterfinals #8 Oral Roberts W, 79-63

Semifinals #4 St. Thomas W, 59-49

Finals #7 Denver W, 76-68

2023 - #2 Seed

Quarterfinals #10 Omaha W, 63-55

Semifinals #3 North Dakota State L, 89-79

2022 - #1 Seed

1st Round #8 Omaha W, 87-79

Semifinals #5 South Dakota W, 83-60

Finals #2 North Dakota State W, 75-69

2021 - #1 Seed

1st Round #8 Omaha W, 84-71

Semifinals #4 Oral Roberts L, 88-90

2020 - #2 Seed

1st Round #7 Purdue Fort Wayne L, 74-77

2019 - #1 Seed

1st Round #8 Western Illinois L, 76-79

2018 - #1 Seed

1st Round #8 Western Illinois W, 66-60

Semifinals #5 North Dakota State W, 78-57

Finals #2 South Dakota W, 97-87

2017 - #4 Seed

1st Round #5 Denver W, 83-73

Semifinals #1 South Dakota W, 74-71

Finals #3 Omaha W, 79-77

2016 - #2 Seed

1st Round #7 Oral Roberts W, 73-70

Semifinals #6 Denver W, 54-53

Finals #5 North Dakota State W, 67-59

2015 - #1 Seed

1st Round #8 Western Illinois W, 87-50

Semifinals #5 South Dakota W, 78-65

Finals #2 North Dakota State L, 56-57

2014 - #3 Seed

1st Round #6 Western Illinois W, 71-50

Semifinals #2 Purdue Fort Wayne L, 60-64

2013 - #1 Seed

1st Round #8 IUPUI W 66-49

Semifinals #5 Purdue Fort Wayne W, 72-56

Finals #3 North Dakota State W, 73-67

2012 - #2 Seed

1st Round #7 IUPUI W, 77-56

Semifinals #6 Southern Utah W, 63-47

Finals #4 Western Illinois W, 52-50 (ot)

2011 - #5 Seed

1st Round #4 Purdue Fort Wayne W, 85-75

Semifinals #1 Oakland L, 90-110

2010 - #4 Seed

1st Round #5 Purdue Fort Wayne L, 66-71

2009 - #7 Seed

1st Round #2 Oral Roberts W, 72-69 (ot)

Semifinals #3 Oakland L, 56-74



2025-26 JACKRABBIT BASKETBALL GAME NOTES

THE JACKRABBITS WHEN...

Leading at the Half	8-2
Trailing at the Half.....	2-10
Tied at the Half	1-0
At home	8-1
On the road	2-7
Neutral site	1-4
vs. Summit League at Home	4-0
vs. Summit League on the Road	0-4
Shooting 50 Pct. FG or Better	6-1
Shooting Under 50 Pct. FG	5-11
Opponent Shooting 50 Pct. FG or better	0-2
Opponent Shooting Under 50 Pct. FG	11-10
Win Rebounding Battle	11-2
Lose Rebounding Battle	0-8
Same Number of Rebounds.....	0-2
Committing More Turnovers.....	6-6
Committing Fewer Turnovers	5-5
Committing Same Number of Turnovers.....	0-1
Committing More Fouls.....	1-6
Committing Fewer Fouls	9-6
Committing Same Number of Fouls.....	1-0
Shooting More Free Throws Than Opponents	7-5
Shooting Fewer Free Throws than Opponents	4-5
Shooting Same Number of Free Throws.....	0-2
Making 8+ 3-Pointers	7-5
Making Fewer Than Eight 3-Pointers	4-7
Allowing 8+ 3-Pointers	7-9
Allowing Fewer Than Eight 3-Pointers	4-3
Making More 3-Pointers Than Opponents.....	8-2
Making Fewer 3-Pointers Than Opponents	3-9
Making Same 3-Pointers as Opponents	0-1
Scoring 40-59 Points.....	0-3
Scoring 60-69 Points.....	2-3
Scoring 70-79 Points.....	2-3
Scoring 80-89 Points.....	2-3
Scoring 90-99 Points.....	4-0
Scoring 100+ Points.....	1-0
Allowing 40-49 Points	1-0
Allowing 50-59 Points	1-0
Allowing 60-69 Points	8-2
Allowing 70-79 Points	1-3
Allowing 80-89 Points	0-5
Allowing 90-99 Points.....	0-2
Allowing 100+ Points.....	0-0
In Games Decided by 3 or Fewer Points.....	0-3
In Games Decided by 4-5 Points	1-1
In Games Decided by 6-10 Points	3-2
In Games Decided by 11-19 Points	2-4
In Games Decided by 20+ Points.....	5-2
On Monday	2-2
On Tuesday	1-1
On Wednesday	0-4
On Thursday	4-1
On Friday	2-1
On Saturday	2-2
On Sunday.....	0-1
In November.....	4-4
In December	3-4
In January	4-4
In February	0-0
In March	0-0
In Overtime Games.....	0-1
White Uniform.....	8-2
Blue Uniform.....	3-7
Black Uniform.....	0-3

JACKRABBIT OUTSTANDING GAMES

Name	Double-Doubles		Double Figures		5+		
	Season	Career	P (Car.)	R (Car.)	A (Car.)	S (Car.)	B (Car.)
Bubz Alvarez	0	0	2 (3)	0 (0)	1 (2)	0 (0)	0 (0)
Trey Buchanan	0	0	3 (3)	0 (0)	0 (0)	0 (0)	0 (0)
Andrell Burton Jr.	0	0	0 (0)	0 (0)	0 (0)	0 (0)	0 (0)
Jadyn Cascio Jensen	0	0	0 (0)	0 (0)	0 (0)	0 (0)	0 (0)
Caleb Delzell	0	3	0 (27)	0 (4)	0 (2)	0 (0)	0 (2)
Kalen Garry	0	0	13 (44)	0 (0)	7 (9)	0 (0)	0 (0)
Luke Haertle	0	7	2 (29)	0 (8)	1 (13)	0 (0)	0 (0)
Jaden Jackson	0	0	13 (20)	1 (2)	5 (6)	1 (1)	0 (0)
Davis Kern	0	0	0 (0)	0 (0)	0 (0)	0 (0)	0 (0)
Matthew Mors	1	1	9 (29)	1 (1)	0 (0)	0 (0)	0 (0)
Jaden Rogers	0	0	1 (1)	0 (0)	0 (0)	0 (0)	0 (0)
Joe Saylor	0	0	15 (35)	0 (1)	2 (2)	0 (0)	0 (0)
Alec Squires	0	0	2 (2)	1 (1)	0 (0)	0 (0)	0 (0)
Damon Wilkinson	3	3	19 (22)	3 (3)	0 (0)	0 (0)	0 (0)

STARTING LINEUPS

Opponent	1	2	3	4	5	Lineup (Record)
vs. Merrimack	Jackson	Saylor	Garry	Mors	Wilkinson	1 (1-0)
vs. Dakota State	Jackson	Saylor	Garry	Mors	Wilkinson	1 (2-0)
at Northern Iowa	Jackson	Saylor	Garry	Mors	Squires	2 (0-1)
at Oregon	Jackson	Saylor	Garry	Mors	Squires	2 (0-2)
vs. Peru State	Jackson	Saylor	Garry	Mors	Squires	2 (1-2)
vs. Georgia State	Jackson	Saylor	Garry	Mors	Squires	2 (2-2)
vs. Utah Valley	Jackson	Saylor	Garry	Mors	Squires	2 (2-3)
vs. UC Irvine	Jackson	Saylor	Garry	Mors	Squires	2 (2-4)
at Northern Arizona	Jackson	Saylor	Garry	Mors	Squires	2 (3-4)
vs. Idaho	Jackson	Saylor	Garry	Mors	Squires	2 (3-5)
at Ball State	Jackson	Saylor	Garry	Mors	Squires	2 (4-5)
vs. Dakota Wesleyan	Jackson	Saylor	Garry	Mors	Squires	2 (5-5)
vs. Wyoming	Jackson	Saylor	Garry	Mors	Squires	2 (5-6)
vs. Milwaukee	Jackson	Saylor	Garry	Mors	Squires	2 (5-7)
at Arizona	Jackson	Saylor	Garry	Mors	Squires	2 (5-8)
vs. Omaha	Jackson	Saylor	Garry	Mors	Wilkinson	1 (3-0)
at North Dakota	Jackson	Saylor	Garry	Mors	Wilkinson	1 (3-1)
vs. Denver	Jackson	Saylor	Garry	Mors	Wilkinson	1 (4-1)
at NDSU	Jackson	Saylor	Garry	Mors	Wilkinson	1 (4-2)
vs. Kansas City	Jackson	Saylor	Garry	Mors	Wilkinson	1 (5-2)
at St. Thomas	Jackson	Saylor	Garry	Mors	Wilkinson	1 (5-3)
at Omaha	Jackson	Saylor	Garry	Mors	Wilkinson	1 (5-4)
vs. Oral Roberts	Jackson	Saylor	Garry	Mors	Wilkinson	1 (6-4)



THE LAST TIME SDSU ...

Scored 130+ points 139, vs Savannah State, 12/11/18; twice, 2-0 record
Scored 120-129 points three times, 3-0 record
..... 127, vs Minn.-Morris, 12/15/01 - W, 127-60
Scored 110-119 points 14 times, 14-0 record
..... 112, vs Minnesota Morris, 12/03/21 - W, 112-47
Scored 100-109 points 105, vs. Georgia State, 1/21/25 - W 105-58
All-time record when scoring 100+ points 102-6
Scored 90-99 points 95, vs. Oral Roberts, 1/31/26
Scored 80-89 points 87, vs. Denver, 1/8/26
Scored 50-59 points in one half 58 (1st Half), vs. Oral Roberts, 1/31/26
Scored 60+ points in one half 61 (2nd Half), vs St. Thomas, 2/6/25
Held an opponent under 60 points 58, vs. Georgia State, 11/21/25 - W, 105-58
Held an opponent under 50 points 46, vs. Peru State, 11/17/25
Held an opponent under 40 points 39, vs Denver, 1/31/15 - W, 69-39
Gave up 110+ points 112, at Colorado, 12/15/17 - L, 112-103 (2ot)
Gave up 100-109 points 105, at Alabama, 12/29/24 - L, 105-82
Gave up 90-99 points 90, at North Dakota, 1/3/26 - L, 90-87 (ot)
Gave up 80-89 points 80, at Omaha, 1/28/26 - L, 80-71
Played an overtime game vs. Omaha, 2/17/24 - W, 85-77 (ot)
Won an overtime game vs. Omaha, 2/17/24 - W, 85-77 (ot)
Lost an overtime game at North Dakota, 1/3/26 - L, 90-87 (ot)
All-time record in overtime games 45-47 (.489 pct.)
Played a double overtime game at CSU Bakersfield, 11/9/19 - W2ot, 93-91
Played a triple overtime game at St. Cloud State, 1/16/87 - L3ot, 81-83
All-time record in multiple overtime games 3-7 (.300 pct.)
Overcame a double-digit halftime deficit at home 11 points
..... (trailed 18-7, won 83-72), vs. Oral Roberts, 2/10/24
Overcame a double-digit second half deficit on the road 18 points
..... (trailed 59-41, won 80-75) at Denver, 2/16/23
Overcame a double-digit second half deficit (+20 points) 23 points
..... (trailed 49-26 with 8:37 left, won 77-76) vs Eastern Washington, 12/10/22
Squandered a double-digit second half lead at home 16 points
..... (led 53-37 with 14:51 left, lost 80-69) vs North Dakota State, 12/28/16
Squandered a double-digit second half lead on the road 10 points
..... (led 42-32 with 18:49 left, lost 77-63) at Nevada, 12/11/24
Finished with seven players in double-figures .. vs Minnesota Morris 12/3/21
..... Wingett (18), Mayo (14), Dentlinger (11), Mims (11), Easley (11), Arians (10), Wilson (10)
Finished with six players in double-figures vs. Kansas City, 1/17/27
..... Saylor (22), Squires (14), Mors (12), Garry (12), Wilkinson (11), Jackson (10)
Finished with five players in double-figures in a win .. vs. Oral Roberts, 1/31/26
..... Jackson (24), Saylor (24), Garry (14), Wilkinson (12), Alvarez (11)

Finished with five players in double-figures in a loss at Akron, 11/7/22
..... Dentlinger (15), Kyle III (14), Mayo (13), Arians (12), Easley (11)
Finished with no players in double-figures at Oral Roberts, 12/19/22
Finished with two 30-point scorers at Colorado, 12/15/17
..... Mike Daum (37), David Jenkins (31)
Finished with two 20-point scorers in a loss at Omaha, 1/28/26
..... Damon Wilkinson (24), Kalen Garry (22)
Finished with two 20-point scorers in a win vs. Oral Roberts, 1/31/26
..... Jaden Jackson (24), Joe Saylor (24)
Finished with three 20-point scorers at Oral Roberts, 2/24/22
..... Luke Appel (41), Douglas Wilson (29), Baylor Scheierman (26)
Shot 65 pct. + from the floor656 (42 of 64), vs. North Dakota, 1/16/25
Shot 60 - 64 pct. from the floor617 (37 of 60), vs. Kansas City, 1/17/26
Shot 50 - 59 pct. from the floor567, vs. Oral Roberts, 1/31/26
Shot 50 pct. + in a loss500, vs. Milwaukee, 12/19/25
Did not make a 3-point fg (0 of 13), vs Utah Valley State, 1/25/07
Made at least 10 three-point fg 12 (12 of 21), vs. Oral Roberts, 1/31/26
Allowed 10-14 three-point fg 11 (11 of 36), vs. Oral Roberts, 1/31/26
Allowed 15+ three-point fg 19 (19 of 55), at Alabama, 12/29/24
Shot 50+ free throws in a game 50, (37 of 50) vs Loyola Marymount, 11/9/13
Shot 40-49 free throws in a game 42, (35 of 42) vs Kansas City, 2/27/21
Shot 90 pct. + from the ft line938 (15-16), vs. Eastern Wash., 12/7/24
Held opponent to 6-10 ft att 8 (5 of 8), vs. Dakota Wesleyan, 12/12/25
Held opponent to 5 or fewer ft att 5 (4 of 5), at Nevada, 12/11/24
Finished a game with 60+ rebounds 60, vs Dakota Wesleyan, 11/8/23
Finished a game with 50-59 rebounds 52, vs. Omaha, 1/1/26
Finished a game with 40-49 rebounds 45, vs. Oral Roberts, 1/31/26
Committed fewer than 10 turnovers 9, vs. Kansas City, 1/17/26
Forced 20 or more turnovers 20, vs UC Irvine, 11/26/25
Forced 30 or more turnovers 31, vs Dakota State, 11/25/2000
Finished with 10+ steals 10, vs. Kansas City, 1/17/26
Finished with 10+ blocked shots 13, vs North Dakota State, 1/17/98
Dished out 30+ assists 32, vs. Savannah State, 12/11/18
Dished out 20-29 assists 20, vs. Oral Roberts, 1/31/26
Played a ranked team at No. 1/2 Arizona, 12/29/25 - L, 99-71
Beat a ranked team at No. 16 New Mexico, 12/22/12 - W, 70-65
Record vs ranked teams 1-22
Two players recorded double-doubles in same game vs. Omaha (2/17/24 - W, 85-77 OT)
..... Charlie Easley (24 p/10r), Zeke Mayo (22 p/10 r), William Kyle III (18 p/12 r)
Started a game with three 1,000-point scorers at Old Dominion, 3/19/14
..... Jordan Dykstra (1,576), Chad White (1,187), Brayden Carlson (1,046)

THE LAST TIME A JACKRABBIT ...

Posted a triple-double Marquise Richardson (11 pts, 10 rebs, 12 asts),
..... vs Minnesota-Duluth, 11/21/03
Posted a double-double Damon Wilkinson, 24p/19r, vs. Omaha, 1/1/26
Scored 50+ points 51, by Mike Daum, at Fort Wayne, 2/18/17
Scored 40-49 points 41, by Zeke Mayo, vs. North Dakota State, 2/4/23
Scored 30-39 points 30, by Oscar Cluff, vs. Denver, 1/2/25
Scored 20-29 points 24/24, Jackson/Saylor, vs. Oral Roberts, 1/31/26
Grabbed 20+ rebounds 20, by Oscar Cluff, vs. ORU, 1/18/25
Grabbed 17-19 rebounds 19, by Damon Wilkinson, vs. Omaha, 1/1/26
Grabbed 15-17 rebounds 16, by Oscar Cluff, at South Dakota, 2/16/25
Grabbed 10-14 rebounds 11, by Matthew Mors, vs. Kansas City, 1/17/26
Dished out 10+ assists 13, by Tevin King, vs Savannah State, 12/11/18
Recorded 5+ steals 5, by Jaden Jackson, vs. Oral Roberts, 1/31/26

Recorded 5+ blocks 5, by William Kyle III, at Kansas City, 2/15/24
Averaged 25+ points in a season 25.3, by Mike Daum, 2018-19
Averaged 20-25 points in a season 23.9, by Mike Daum, 2017-18
Averaged 15+ rebounds in a season 15.0, by Tom Black, 1962-63
Averaged 10-15 rebounds in a season 12.3, by Oscar Cluff, 2024-25
Scored 1,000th point at home Matt Dentlinger, vs Eastern Washington, 12/10/22
Scored 1,000th point on the road Baylor Scheierman, at Oral Roberts, 2/24/22
Scored 1,000th point at a neutral site Zeke Mayo, vs. GMU, 11/20/23
Scored 2,000th point at home Mike Daum, vs North Dakota State, 2/1/18
Scored 2,000th point on the road Nate Wolters, at Western Illinois, 1/17/13
Scored 3,000th point at home Mike Daum, vs South Dakota, 2/23/19



IN THE RANKINGS

Team Statistics (February 2)

Category	National Rank	Conference Rank	#
Assist/Turnover Ratio	130	3	1.28
Assists Per Game	128	3	14.9
Bench Points Per Game	176	3	23.0
Blocks Per Game	297	5	2.6
Effective Field Goal Percentage	107	5	.537
Field Goal Percentage	103	4	46.7
Field Goal Percentage Defense	99	1	42.4
Fouls Per Game	103	5	16.7
Free Throw Attempts Per Game	248	8	19.1
Free Throw Percentage	302	9	68.6
Free Throws Made Per Game	272	9	13.1
Rebound Margin	81	1	4.3
Defensive Rebounds Per Game	76	1	26.4
Offensive Rebounds Per Game	174	5	11.2
Rebounds Per Game	91	1	37.5
Scoring Defense	147	3	72.5
Scoring Margin	149	3	4.4
Scoring Offense	174	6	76.9
Steals Per Game	243	7	6.3
Three Points Attempts Per Game	163	6	23.7
Three Point Percentage	145	6	34.6
Three Point Percentage Defense	128	2	32.5
Three Pointers Per Game	149	7	8.2
Turnovers Forced Per Game	250	7	11.2
Turnovers Per Game	162	5	11.6

Individual Statistics

Category	Player	National Rank	Conference Rank	#
Assist/Turnover Ratio	Kalen Garry	N/A	3	2.3
Double Doubles	Damon Wilkinson	N/A	4	3
Blocks	Damon Wilkinson	N/A	4	21
Minutes Per Game	Jaden Jackson	N/A	6	31:31
Rebounds Per Game	Damon Wilkinson	N/A	3	6.6
Steals Per Game	Jaden Jackson	N/A	4	1.6
Three Points Attempts	Jaden Jackson	N/A	6	146

SUPERLATIVES

Team Miscellaneous (only games vs. DI opponents)

Most First Half Points

SDSU	58	vs. Oral Roberts, 1/31/26
Opp.	51	at Arizona, 12/29/25

Fewest First Half Points

SDSU	22	vs. UC Irvine, 11/26/25
Opp.	19	vs. Georgia State, 11/21/25

Largest Halftime Lead

SDSU	34	vs. Georgia State, 11/21/25
Opp.	16	at Arizona, 12/29/25

Most Second Half Points

SDSU	54 (2)	vs. DU, 1/8/26; vs. KC, 1/17/26
Opp.	49	vs. Milwaukee, 12/19/25

Fewest Second Half Points

SDSU	28	vs. Utah Valley, 11/25/25
Opp.	24	vs. Ball State, 12/9/25

Largest Margin of Victory

SDSU	47	vs. Georgia State, 11/21/25
Opp.	28	at Arizona, 12/29/25

Season Leaders

Scoring

Jaden Jackson (6), Joe Saylor (5), Kalen Garry (4),
Damon Wilkinson (2), Luke Haertle (1), Matthew Mors (1),
Trey Buchanan (1)

Rebounding

Damon Wilkinson (8), Jaden Jackson (3), Luke Haertle (2),
Kalen Garry (2), Matthew Mors (2), Joe Saylor (5),
Alec Squires (1), Caleb Delzell (1), Bubz Alvarez (1)

Assists

Kalen Garry (8), Joe Saylor (5), Jaden Jackson (5),
Matthew Mors (1), Trey Buchanan (1), Alec Squires (1),
Damon Wilkinson (1), Bubz Alvarez (1)

Double-Digit Scoring

Damon Wilkinson (16), Joe Saylor (13),
Jaden Jackson (12), Kalen Garry (11), Matthew Mors (7),
Trey Buchanan (3), Luke Haertle (2), Bubz Alvarez (2),
Alec Squires (2), Jaden Rogers (1)

Double-Doubles

Damon Wilkinson (3)

SDSU 1,000 POINT CLUB

1. Mike Daum (2015-19)	3,067
2. Nate Wolters (2009-13)	2,363
3. Mark Tetzlaff (1981-85)	1,931
4. Lee Colburn (1969-73)	1,822
5. Austin Hansen (1999-2003)	1,815
6. Jordan Dykstra (2010-14)	1,661
7. Zeke Mayo (2021-24)	1,576
8. Steve Brown (1974-78)	1,534
9. Clint Sargent (2007-11)	1,505
10. Don Jacobsen (1958-61)	1,488
11. Garrett Callahan (2006-10)	1,449
12. Reed Tellinghuisen (2014-18)	1,436
13. Kai Williams (2006-10)	1,423
14. Douglas Wilson (2019-22)	1,415
15. Jermaine Showers (1992-96)	1,399
16. Bob Winzenburg (1978-82)	1,395
17. Jason Sempstrott (1993-97)	1,390
18. Chris White (1990-92)	1,380
19. Dave Thomas (1969-73)	1,355
20. Matt Dentlinger (2018-23)	1,300
21. Ben Beran (2003-06, 08)	1,285
22. Derrick Schantz (1999-2004)	1,283
23. Kurt Meister (1994-98)	1,281
24. Alex Arians (2018-23)	1,272
Ron Wiblemo (1971-75)	1,272
26. Mark Schultz (1982-86)	1,259
27. Chad White (2009-14)	1,234
28. Andy Moeller (2000-04)	1,206
29. David Jenkins Jr. (2017-19)	1,194
30. John Thomas (1966-69)	1,178
31. Cullen Ober (1986-90)	1,163
32. Tom Rops (1992-96)	1,147
33. Brayden Carlson (2010-14)	1,132
34. Guy Mackner (1966-69)	1,114
Randy Suarez (1986-89)	1,114
Baylor Scheierman (2019-22)	1,114
37. Kent Hyde (1955-58)	1,098
38. Ryan Naatjes (1990-93, 95)	1,096
Chris Stoeber (1999-2003)	1,096
40. Steve Lingenfelter (1979-81)	1,091
41. Casey Estling (1996-2000)	1,084
42. Sid Bostic (1961-64)	1,079
43. Gene Zulk (1966-69)	1,073
44. George Schroeder (1972-76)	1,066
45. Pete Leiferman (1989-93)	1,043
45. Jim Sutton (1954-57)	1,035
47. Merlyn Smith (1956-59)	1,028
48. Jeff Booher (1988-92)	1,018
49. Jim Walker (1978-80)	1,012
50. Bill Cartwright (1985-89)	1,010
51. Cory VandeWettering (1990-94)	1,009
52. Virg Riley (1952-56)	1,008
53. Dennis Womeldorf (1967-70)	1,006

MILESTONE WATCH

Player	Statistic	Note
Kalen Garry	871 Points	14 away from 875 during college career
	193 Assists	7 away from 200 in career
Luke Haertle	644 Points	6 away from 650 during time in college (1 season at Winona St.)
Jaden Jackson	495 Points	5 away from 500 in two seasons of college basketball
Matthew Mors	783 Points	17 away from 800 as a Jackrabbit
	122 Games Played	Among active top 20 in NCAA DI MBB; 5 away from SDSU top 10
Joe Saylor	693 Points	7 away from 700 in college career



0 TREY BUCHANAN

R-Freshman | Guard | 6-0 | 185
Westfield, Ind. | Westfield H.S. | Iowa

Career Highs

Same
Same
Same
Same
Same
Same
Same
Same
Same
Same
Same
Same

Points
FGM
FGA
3FGM
3FGA
FTM
FTA
Rebs
Assists
Steals
Blocks
Minutes

Season Highs

24, vs. Peru State, 11/17/25
8, vs. Peru State, 11/17/25
11, vs. Peru State, 11/17/25
5, Two Times
7, vs. Peru State, 11/17/25
3, Two Times
3, Two Times
2, Three Times
2, Three Times
2, Two Times
0
23, vs. Peru State, 11/17/25

GAME-BY-GAME STATS

Opponent	Date	GS	MIN	Total		3-Pointers		Free throws		Rebounds				PF	A	TO	BLK	STL	PTS	AVG
				FG-FGA	PCT	3FG-3FGA	PCT	FT-FTA	PCT	OFF	DEF	TOT	AVG							
vs Merrimack	11/03/2025		12:52	0-1	.000	0-1	.000	0-0	.000	0	1	1	1.0	1	0	3	0	0	0	0.0
Dakota St.	11/06/2025		13:59	2-4	.500	1-3	.333	0-0	.000	0	0	0	0.5	0	0	2	0	1	5	2.5
at UNI	11/09/2025		12:30	0-3	.000	0-3	.000	0-0	.000	0	1	1	0.7	1	0	3	0	0	0	1.7
at Oregon	11/12/2025		09:23	0-0	.000	0-0	.000	0-0	.000	0	1	1	0.8	0	1	0	0	0	0	1.3
Peru St.	11/17/2025		22:51	8-11	.727	5-7	.714	3-3	1.000	0	2	2	1.0	1	1	1	0	2	24	5.8
Georgia St.	11/21/2025		18:04	5-6	.833	5-6	.833	0-0	.000	0	2	2	1.2	0	2	0	0	0	15	7.3
vs Utah Valley	11/25/2025		19:21	3-4	.750	2-3	.667	0-0	.000	1	1	2	1.3	4	2	4	0	0	8	7.4
vs UC Irvine	11/26/2025		16:04	4-8	.500	1-5	.200	3-3	1.000	0	0	0	1.1	3	2	0	0	2	12	8.0
at Northern Ariz.	12/03/2025		06:46	1-5	.200	0-4	.000	0-0	.000	1	0	1	1.1	1	0	1	0	1	2	7.3
Totals		0	131:50	23-42	.548	14-32	.438	6-6	1.000	2	8	10	1.1	11	8	14	0	6	66	7.3

Player Averages

Games Played	Minutes/game	Points/game	FG Pct	3FG Pct	FT Pct	Rebounds/game	Assists/game	Turnovers/game	Assist/Turnover ratio	Steals/game	Blocks/game
9	14.6	7.3	54.8	43.8	100.0	1.1	0.9	1.6	0.6	0.7	0.0

Career Miscellaneous Stats

10-19 Points2
20-29 Points1
30+ Points0
5-9 Rebounds.....0
10+ Rebounds.....0
Games With a 3-Pointer5
Games With an Assist5
Games With a Steal.....4
Games With a Block.....0
Double-Doubles0

Season Highlights

- » Is out for the remainder of the 2025-26 season due to injury
- » Played 13 minutes off bench in college debut on Nov. 3 versus Merrimack
- » Scored first-career points in Nov. 6 victory over Dakota State
- » Set new career highs across multiple categories, including 24 points on 8-11 FG, in Nov. 17 win over Peru State
- » Averaged 14.8 PPG, 1.5 RPG, 1.2 APG over 4 games prior to at NAU on Dec. 3; also shot 20-29 FG (69%) and 13-21 3FG (61.9%) in same span

Other Notables

- » Spent the 2024-25 season as a redshirt at Iowa
- » A two-time Indiana all-state selection at Westfield High School
- » Across last two years of varsity basketball averaged over 14 PPG, 3 RPG, 3 APG & over 40% shooting
- » Holds school records for most 3-pointers made in a half (seven) and in a game (10), along with most points scored in a quarter (24)
- » ather is the general manager of the NBA's Indiana Pacers

CAREER STATS

				Field Goals		3-Point		F-Throws		Rebounds				Scoring						
SEASON	TEAM	GP-GS	MIN/AVG	FG-FGA	FG%	3FG-3FGA	3FG%	FT-FTA	FT%	OFF	DEF	TOT	AVG	PF-FO	A	TO	BLK	STL	PTS	AVG
2025-26	SDSU	9-0	132/14.6	23-42	.548	14-32	.438	6-6	1.000	2	8	10	1.1	11-0	8	14	0	6	66	7.3
TOTAL		9-0	132/14.6	23-42	.548	14-32	.438	6-6	1.000	2	8	10	1.1	11-0	8	14	0	6	66	7.3



2 LUKE HAERTLE

Junior | Guard | 6-3 | 205
Hartland, Wis. | Lake Country Lutheran H.S. | Winona State

Career Highs

35, at Northern State, 1/25/25
11, vs. MSU Moorhead, 3/3/25
22, vs. MSU Moorhead, 3/3/25
5, at Northern State, 1/25/25
9, vs. Bemidji State, 1/11/25
10, Three Times
14, at Concordia-St. Paul, 11/26/24
12, vs. Wayne State, 2/26/25
8, vs. St. Cloud State, 1/17/25
4, Four Times
2, vs. Minot State, 2/15/25
53, at Minot State, 1/3/25

Points
FGM
FGA
3FGM
3FGA
FTM
FTA
Rebs
Assists
Steals
Blocks
Minutes

Season Highs

14, at Oregon, 11/12/25
5, at Oregon, 11/12/25
10, at Oregon, 11/12/25
1, at Oregon, 11/12/25
3, Three Times
3, Three Times
6, Two Times
7 (2x), previous vs. Dakota Wesleyan, 12/12/25
5, vs. Peru State, 11/17/25
2, Two Times
1, Two Times
25, at Oregon, 11/12/25

GAME-BY-GAME STATS

Opponent	Date	GS	MIN	Total		3-Pointers		Free throws		Rebounds				PF	A	TO	BLK	STL	PTS	AVG
				FG-FGA	PCT	3FG-3FGA	PCT	FT-FTA	PCT	OFF	DEF	TOT	AVG							
vs Merrimack	11/03/2025		17:56	2-6	.333	0-1	.000	0-0	.000	0	1	1	1.0	1	2	3	0	0	4	4.0
Dakota St.	11/06/2025		08:20	1-2	.500	0-1	.000	0-0	.000	0	0	0	0.5	0	0	0	0	0	2	3.0
at UNI	11/09/2025		06:59	0-0	.000	0-0	.000	0-0	.000	0	0	0	0.3	0	0	0	0	0	0	2.0
at Oregon	11/12/2025		24:53	5-10	.500	1-2	.500	3-6	.500	2	4	6	1.8	0	1	2	0	0	14	5.0
Peru St.	11/17/2025		20:08	3-7	.429	0-1	.000	1-2	.500	0	3	3	2.0	2	5	1	0	0	7	5.4
Georgia St.	11/21/2025		14:46	1-2	.500	0-0	.000	2-2	1.000	0	0	0	1.7	4	3	3	0	0	4	5.2
vs Utah Valley	11/25/2025		21:49	1-5	.200	0-3	.000	1-1	1.000	2	2	4	2.0	0	0	1	0	2	3	4.9
vs UC Irvine	11/26/2025		21:49	2-6	.333	0-1	.000	2-6	.333	3	4	7	2.6	0	0	1	0	1	6	5.0
at Northern Ariz.	12/03/2025		19:43	4-6	.667	0-1	.000	3-4	.750	4	1	5	2.9	1	1	2	0	2	11	5.7
Idaho	12/06/2025		17:36	1-5	.200	0-3	.000	3-5	.600	1	3	4	3.0	2	1	0	0	0	5	5.6
at Ball St.	12/09/2025		06:47	0-1	.000	0-0	.000	0-0	.000	0	0	0	2.7	0	0	0	0	0	0	5.1
Dakota Wesleyan	12/12/2025		18:59	2-6	.333	0-3	.000	0-0	.000	3	4	7	3.1	0	2	1	1	0	4	5.0
vs Wyoming	12/15/2025		12:45	1-3	.333	0-1	.000	0-2	.000	0	0	0	2.8	2	2	1	1	0	2	4.8
vs Milwaukee	12/19/2025		10:21	1-1	1.000	1-1	1.000	0-0	.000	1	0	1	2.7	1	3	2	0	0	3	4.6
at Arizona	12/29/2025		09:54	0-1	.000	0-0	.000	0-0	.000	0	2	2	2.7	1	1	1	0	0	0	4.3
Omaha	01/01/2026		03:30	0-1	.000	0-0	.000	0-0	.000	0	0	0	2.5	1	0	0	0	0	0	4.1
at North Dakota	01/03/2026		02:44	0-0	.000	0-0	.000	0-0	.000	0	0	0	2.4	0	0	0	0	0	0	3.8
Denver	01/08/2026		04:13	1-1	1.000	0-0	.000	0-0	.000	0	3	3	2.4	1	1	1	0	1	2	3.7
at North Dakota St.	01/14/2026		06:36	1-2	.500	1-2	.500	0-0	.000	0	0	0	2.3	2	0	0	0	0	3	3.7
Kansas City	01/17/2026		12:08	1-3	.333	0-0	.000	0-0	.000	4	0	4	2.4	0	3	1	0	1	2	3.6
at St. Thomas (MN)	01/22/2026		10:24	1-3	.333	0-0	.000	0-2	.000	0	0	0	2.2	0	1	2	1	1	2	3.5
at Omaha	01/28/2026		07:11	0-2	.000	0-2	.000	2-2	1.000	0	1	1	2.2	1	1	0	0	1	2	3.5
Totals		0	279:31	28-73	.384	3-22	.136	17-32	.531	20	28	48	2.2	19	27	22	3	9	76	3.5

Player Averages

Games Played	Minutes/game	Points/game	FG Pct	3FG Pct	FT Pct	Rebounds/game	Assists/game	Turnovers/game	Assist/Turnover ratio	Steals/game	Blocks/game
22	12.7	3.5	38.4	13.6	53.1	2.2	1.2	1.0	1.2	0.4	0.1

Career Miscellaneous Stats

10-19 Points16
20-29 Points11
30+ Points2
5-9 Rebounds22
10+ Rebounds8
Games With a 3-Pointer23
Games With an Assist46
Games With a Steal33
Games With a Block15
Double-Doubles7

Season Highlights

- » Set multiple highs as a Jackrabbit, scoring team-best 14, in Nov. 12 loss at Oregon
- » Had team-high five assists in Nov. 17 win against Peru State
- » Played back-to-back 20 minute games at Cancun Challenge
- » Competed most minutes in Summit League play vs. Kansas City (12 mins) on Jan. 17
- » Two-double digit scoring games this year; last at NAU on Dec. 3

Other Notables

- » Spent the 2024-25 season at Division II Winona State.
- » Led the Warriors in points, assists, steals, blocks and minutes played
- » Earned the NSIC Newcomer of the Year award along with being tabbed to the league's all-conference first team
- » Spent his first two seasons at the college level at Wisconsin; appeared in 11 games for the Badgers
- » A three-time all-state basketball honoree; led Lake Country Lutheran to its first-ever WIAA state title in 2022
- » Each season of his varsity prep career averaged at least 20 PPG, 10 RPG and 4 APG

CAREER STATS

				Field Goals		3-Point		F-Throws		Rebounds				Scoring						
SEASON	TEAM	GP-GS	MIN/AVG	FG-FGA	FG%	3FG-3FGA	3FG%	FT-FTA	FT%	OFF	DEF	TOT	AVG	PF-FO	A	TO	BLK	STL	PTS	AVG
2023-24	Wisc	11-0	11/1.0	0-1	.000	0-0	.000	0-0	.000	0	2	2	0.2	0-0	0	1	0	0	0	0.0
2024-25	WSU	33-32	1153/35.0	193-434	.445	39-135	.289	143-197	.726	49	177	226	6.8	64-0	116	80	14	56	568	17.2
2025-26	SDSU	22-0	280/12.7	28-73	.384	3-22	.136	17-32	.531	20	28	48	2.2	19-0	27	22	3	9	76	3.5
TOTAL FOR SDSU		22-0	280/12.7	28-73	.384	3-22	.136	17-32	.531	20	28	48	2.2	19-0	27	22	3	9	76	3.5
TOTAL		66-32	1444/21.9	221-508	.435	42-157	.268	160-229	.699	69	207	276	4.2	83-0	143	103	17	65	644	9.8



3 JOE SAYLER

Sophomore | Guard | 6-3 | 200
White River, S.D. | White River H.S.

Career Highs

Same
Same
Same
Same
12, at Nevada, 12/11/24
Same
Same
10, vs. Denver, 1/2/25
Same
3 (2x), previous at Colorado, 12/13/24
Same
Same

Points
FGM
FGA
3FGM
3FGA
FTM
FTA
Rebs
Assists
Steals
Blocks
Minutes

Season Highs

27, at North Dakota, 1/3/26
10, at St. Thomas, 1/22/26
19, at North Dakota, 1/3/26
5 (2x), previous vs. Kansas City, 1/17/26
9, at North Dakota, 1/3/26
9, vs. Idaho, 12/6/25
11, vs. Idaho, 12/6/25
8, vs. Oral Roberts, 1/31/26
7, vs. Dakota Wesleyan, 12/12/25
3, at Northern Arizona, 12/3/25
1, Four Times
40, at North Dakota, 1/3/26

GAME-BY-GAME STATS

Opponent	Date	GS	MIN	Total		3-Pointers		Free throws		Rebounds				PF	A	TO	BLK	STL	PTS	AVG
				FG-FGA	PCT	3FG-3FGA	PCT	FT-FTA	PCT	OFF	DEF	TOT	AVG							
vs Merrimack	11/03/2025	*	18:59	3-5	.600	0-1	.000	2-2	1.000	1	3	4	4.0	3	1	2	0	0	8	8.0
Dakota St.	11/06/2025	*	28:08	4-8	.500	2-4	.500	1-3	.333	0	1	1	2.5	1	4	1	0	2	11	9.5
at UNI	11/09/2025	*	35:59	6-16	.375	3-7	.429	1-2	.500	0	3	3	2.7	1	3	4	0	0	16	11.7
at Oregon	11/12/2025	*	32:27	7-12	.583	0-4	.000	0-0	.000	0	3	3	2.8	0	1	2	0	0	14	12.3
Peru St.	11/17/2025	*	20:07	3-5	.600	2-4	.500	0-0	.000	0	2	2	2.6	2	1	0	0	0	8	11.4
Georgia St.	11/21/2025	*	24:47	6-10	.600	3-6	.500	0-1	.000	1	4	5	3.0	1	6	0	0	0	15	12.0
vs Utah Valley	11/25/2025	*	30:39	4-12	.333	1-8	.125	0-0	.000	0	0	0	2.6	1	1	4	0	0	9	11.6
vs UC Irvine	11/26/2025	*	31:27	3-9	.333	2-4	.500	0-0	.000	0	1	1	2.4	0	1	2	0	0	8	11.1
at Northern Ariz.	12/03/2025	*	33:51	5-10	.500	4-7	.571	6-6	1.000	0	3	3	2.4	0	3	2	0	3	20	12.1
Idaho	12/06/2025	*	35:35	1-11	.091	1-3	.333	9-11	.818	2	2	4	2.6	1	0	1	0	1	12	12.1
at Ball St.	12/09/2025	*	31:15	2-6	.333	1-4	.250	0-0	.000	0	0	0	2.4	1	3	2	0	2	5	11.5
Dakota Wesleyan	12/12/2025	*	25:23	5-9	.556	2-4	.500	4-4	1.000	0	7	7	2.8	2	7	1	0	2	16	11.8
vs Wyoming	12/15/2025	*	35:31	3-11	.273	2-7	.286	4-4	1.000	1	4	5	2.9	2	4	0	0	0	12	11.8
vs Milwaukee	12/19/2025	*	21:45	1-7	.143	1-4	.250	2-2	1.000	0	5	5	3.1	3	2	0	0	0	5	11.4
at Arizona	12/29/2025	*	28:45	2-10	.200	1-3	.333	0-0	.000	1	2	3	3.1	2	2	1	1	0	5	10.9
Omaha	01/01/2026	*	36:07	5-12	.417	3-5	.600	1-1	1.000	1	2	3	3.1	1	2	1	0	1	14	11.1
at North Dakota	01/03/2026	*	39:31	9-19	.474	5-9	.556	4-5	.800	0	5	5	3.2	1	2	2	0	0	27	12.1
Denver	01/08/2026	*	34:56	7-17	.412	1-4	.250	3-3	1.000	0	3	3	3.2	2	3	3	1	0	18	12.4
at North Dakota St.	01/14/2026	*	30:00	4-11	.364	2-5	.400	2-2	1.000	0	2	2	3.1	0	1	2	0	0	12	12.4
Kansas City	01/17/2026	*	27:18	7-10	.700	5-7	.714	3-4	.750	0	3	3	3.1	0	0	1	0	0	22	12.9
at St. Thomas (MN)	01/22/2026	*	36:51	10-15	.667	3-6	.500	1-2	.500	1	4	5	3.2	2	2	4	0	0	24	13.4
at Omaha	01/28/2026	*	35:27	3-15	.200	0-5	.000	0-0	.000	0	3	3	3.2	1	1	3	1	0	6	13.0
Oral Roberts	01/31/2026	*	35:05	9-12	.750	3-4	.750	3-3	1.000	0	8	8	3.4	3	2	1	1	0	24	13.5
Totals			23 709:53	109-252	.433	47-115	.409	46-55	.836	8	70	78	3.4	30	52	39	4	11	311	13.5

Player Averages

Games Played	Minutes/game	Points/game	FG Pct	3FG Pct	FT Pct	Rebounds/game	Assists/game	Turnovers/game	Assist/Turnover ratio	Steals/game	Blocks/game
23	30.9	13.5	43.3	40.9	83.6	3.4	2.3	1.7	1.3	0.5	0.2

Career Miscellaneous Stats

10-19 Points27
20-29 Points8
30+ Points0
5-9 Rebounds.....9
10+ Rebounds.....1
Games With a 3-Pointer47
Games With an Assist49
Games With a Steal.....19
Games With a Block.....4
Double-Doubles0

Season Highlights

- » Set career highs in FTM (9) and FTA (11) versus Idaho on Dec. 6
- » Set career-high 7 assists on Dec. 12 vs. Dakota Wesleyan, also had 16 points & then high 7 rebounds
- » Total of 15 double-digit scoring efforts, seven 5+ REB, two 5+ assist games
- » Set career highs in PTS (27), FGM/FGA (9-19), & MIN (40) in Jan. 3 OT loss at North Dakota
- » Five 20-plus point performances with 4 during Summit League play

Other Notables

- » SDSU's 2nd leading scorer as a R-Fr; 4th best PPG average by a freshman in DI era during 2024-25
- » Had 20 games with 10+ points, 25-point game vs. UND (1/16/25)
- » Scored 2,702 points at White River High School; 5th most in South Dakota boys basketball history
- » As a senior averaged 30.8 PPG, 5.6 RPG, 3.7 APG & had a career-high 51-point performance
- » The 2023 Hansen Anderson South Dakota Mr. Basketball award winner, Class B Player of the Year, Spirit of Su award winner & Midco Sports' Class B Player of the Year
- » Ranked by Prep Hoops as top recruit in state of South Dakota for the class of 2023; White River's class of 2023 valedictorian

CAREER STATS

				Field Goals		3-Point		F-Throws		Rebounds				Scoring						
SEASON	TEAM	GP-GS	MIN/AVG	FG-FGA	FG%	3FG-3FGA	3FG%	FT-FTA	FT%	OFF	DEF	TOT	AVG	PF-FO	A	TO	BLK	STL	PTS	AVG
2024-25	SDSU	30-30	900/30.0	132-336	.393	56-167	.335	62-72	.861	6	71	77	2.6	45-0	57	56	0	19	382	12.7
2025-26	SDSU	23-23	710/30.9	109-252	.433	47-115	.409	46-55	.836	8	70	78	3.4	30-0	52	39	4	11	311	13.5
TOTAL		53-53	1610/30.4	241-588	.410	103-282	.365	108-127	.850	14	141	155	2.9	75-0	109	95	4	30	693	13.1



5 CALEB DELZELL

Graduate Student | Forward | 6-9 | 230
Camanche, Iowa | Camanche H.S. | Upper Iowa

Career Highs

23, vs. Missouri S&T, 2/15/24
8, vs. Maryville, 2/17/24
15, at UIndy, 2/8/24
6, vs. Truman State, 12/9/23
12, at UIndy, 2/8/24
5, vs. Missouri S&T, 2/15/24
7, vs. Truman State, 12/9/23
11, Three Times
5, at Roosevelt, 12/19/24
3, vs. McKendree, 2/22/25
5, vs. Rockhurst, 1/23/25
41, vs. Lewis, 3/1/25

Points
FGM
FGA
3FGM
3FGA
FTM
FTA
Rebs
Assists
Steals
Blocks
Minutes

Season Highs

6, vs. Dakota Wesleyan, 12/12/25
2, Four Times
6, at Oregon, 11/12/25
1, Six Times
3, Four Times
1, vs. Dakota Wesleyan, 12/12/25
2, vs. Utah Valley, 11/25/25
6, at Oregon, 11/12/25
3, at Ball State, 12/9/25
1, Four Times
0
22, at Oregon, 11/12/25

GAME-BY-GAME STATS

Opponent	Date	GS	MIN	Total		3-Pointers		Free throws		Rebounds				PF	A	TO	BLK	STL	PTS	AVG
				FG-FGA	PCT	3FG-3FGA	PCT	FT-FTA	PCT	OFF	DEF	TOT	AVG							
vs Merrimack	11/03/2025		13:48	1-3	.333	0-1	.000	0-0	.000	1	2	3	3.0	3	2	1	0	0	2	2.0
Dakota St.	11/06/2025		08:10	1-1	1.000	0-0	.000	0-0	.000	1	2	3	3.0	1	1	1	0	1	2	2.0
at UNI	11/09/2025		14:49	0-1	.000	0-0	.000	0-0	.000	2	3	5	3.7	3	0	0	0	0	0	1.3
at Oregon	11/12/2025		22:08	2-6	.333	1-3	.333	0-0	.000	1	5	6	4.3	2	1	0	0	0	5	2.3
Georgia St.	11/21/2025		05:07	1-2	.500	1-2	.500	0-0	.000	0	1	1	3.6	1	0	0	0	0	3	2.4
vs Utah Valley	11/25/2025		02:11	0-0	.000	0-0	.000	0-2	.000	0	0	0	3.0	0	1	0	0	0	0	2.0
vs UC Irvine	11/26/2025		10:42	0-1	.000	0-1	.000	0-0	.000	1	2	3	3.0	2	1	2	0	1	0	1.7
at Northern Ariz.	12/03/2025		10:28	1-2	.500	0-0	.000	0-0	.000	0	2	2	2.9	1	0	0	0	1	2	1.8
Idaho	12/06/2025		14:59	1-1	1.000	1-1	1.000	0-0	.000	0	2	2	2.8	3	1	0	0	1	3	1.9
at Ball St.	12/09/2025		12:40	0-2	.000	0-0	.000	0-0	.000	1	0	1	2.6	2	3	0	0	0	0	1.7
Dakota Wesleyan	12/12/2025		19:27	2-5	.400	1-3	.333	1-1	1.000	1	1	2	2.5	0	1	0	0	0	6	2.1
vs Wyoming	12/15/2025		09:15	0-1	.000	0-0	.000	0-0	.000	0	2	2	2.5	0	1	1	0	0	0	1.9
vs Milwaukee	12/19/2025		06:11	2-3	.667	1-1	1.000	0-0	.000	1	1	2	2.5	1	1	0	0	0	5	2.2
at Arizona	12/29/2025		11:10	1-1	1.000	1-1	1.000	0-0	.000	0	0	0	2.3	1	0	0	0	0	3	2.2
Omaha	01/01/2026		13:26	1-3	.333	1-3	.333	0-0	.000	0	3	3	2.3	3	1	0	0	0	3	2.3
at North Dakota	01/03/2026		05:52	0-0	.000	0-0	.000	0-0	.000	0	0	0	2.2	2	1	1	0	0	0	2.1
Denver	01/08/2026		12:23	2-4	.500	1-3	.333	0-1	.000	2	1	3	2.2	0	1	0	0	0	5	2.3
at North Dakota St.	01/14/2026		07:59	0-1	.000	0-1	.000	0-0	.000	0	1	1	2.2	1	0	0	0	0	0	2.2
Kansas City	01/17/2026		04:55	0-0	.000	0-0	.000	0-0	.000	0	0	0	2.1	2	0	0	1	0	0	2.1
at St. Thomas (MN)	01/22/2026		03:20	0-0	.000	0-0	.000	0-0	.000	0	2	2	2.1	0	0	2	0	0	0	2.0
Totals		0	209:00	15-37	.405	8-20	.400	1-4	.250	11	30	41	2.1	28	16	8	1	4	39	2.0

Player Averages

Games Played	Minutes/game	Points/game	FG Pct	3FG Pct	FT Pct	Rebounds/game	Assists/game	Turnovers/game	Assist/Turnover ratio	Steals/game	Blocks/game
20	10.5	2.0	40.5	40.0	25.0	2.1	0.8	0.4	2.0	0.2	0.1

Career Miscellaneous Stats

10-19 Points27
20-29 Points2
30+ Points0
5-9 Rebounds.....36
10+ Rebounds.....4
Games With a 3-Pointer74
Games With an Assist71
Games With a Steal.....42
Games With a Block.....54
Double-Doubles3

Season Highlights


- » Had then personal SDSU-high 5 rebounds in 15 minutes at UNI on Nov. 9
- » Set multiple bests as a Jackrabbit, including 22 minutes played, in Nov. 12 loss at Oregon
- » Scored 6 points on 2-5 FG in Dec. 12 win against Dakota Wesleyan

Other Notables

- » Played in over 90 games the previous three seasons at Upper Iowa; a graduate student started in every game for the Peacocks over the last two seasons
- » His 2023-24 campaign saw him average a career-high 9.3 points in 28.5 minutes per game; had career-best shooting marks of 43.8% from the floor including a 39.2% clip from deep that season
- » Time with Upper Iowa saw the program claim the first share of a Northern Sun Intercollegiate Conference division title for the first time along with advancing to the 2024 NCAA Division II Tournament
- » Granted extra season of eligibility with two years of college spent at Kirkwood Community College

CAREER STATS

				Field Goals		3-Point		F-Throws		Rebounds				Scoring						
SEASON	TEAM	GP-GS	MIN/AVG	FG-FGA	FG%	3FG-3FGA	3FG%	FT-FTA	FT%	OFF	DEF	TOT	AVG	PF-FO	A	TO	BLK	STL	PTS	AVG
2022-23	UIU	29-1	496/17.1	60-159	.377	39-118	.331	4-9	.444	10	62	72	2.5	37-0	14	17	12	5	163	5.6
2023-24	UIU	32-32	911/28.5	105-240	.438	65-166	.392	23-34	.676	17	137	154	4.8	52-0	35	14	31	22	298	9.3
2024-25	UIU	30-30	790/26.3	74-186	.398	37-120	.308	24-43	.558	29	124	153	5.1	57-0	46	33	54	22	209	7.0
2025-26	SDSU	20-0	209/10.5	15-37	.405	8-20	.400	1-4	.250	11	30	41	2.1	28-0	16	8	1	4	39	2.0
TOTAL FOR SDSU		20-0	209/10.5	15-37	.405	8-20	.400	1-4	.250	11	30	41	2.1	28-0	16	8	1	4	39	2.0
TOTAL		111-63	2406/21.7	254-622	.408	149-424	.351	52-90	.578	67	353	420	3.8	174-0	111	72	98	53	709	6.4



6 JADEN ROGERS

Freshman | Guard | 6-6 | 215
Waukee, Iowa | Waukee H.S. | Sunrise Christian Academy

Career Highs

Same	Points
Same	FGM
Same	FGA
Same	3FGM
Same	3FGA
Same	FTM
Same	FTA
Same	Rebs
Same	Assists
Same	Steals
Same	Blocks
Same	Minutes

Season Highs

10, vs. Milwaukee, 12/19/25
4, vs. Milwaukee, 12/19/25
7, vs. Milwaukee, 12/19/25
2 (2x), previous vs. Milwaukee, 12/19/25
5, vs. Milwaukee, 12/19/25
2, vs. Georgia State, 11/21/25
2 (2x), previous vs. Dakota Wesleyan, 12/12/25
5, at Omaha, 1/28/26
1, Two Times
1, Three Times
1, Three Times
22, vs. Milwaukee, 12/19/25

GAME-BY-GAME STATS

Opponent	Date	GS	MIN	Total		3-Pointers		Free throws		Rebounds				PF	A	TO	BLK	STL	PTS	AVG
				FG-FGA	PCT	3FG-3FGA	PCT	FT-FTA	PCT	OFF	DEF	TOT	AVG							
Dakota St.	11/06/2025		04:24	0-1	.000	0-1	.000	0-0	.000	0	0	0	0.0	0	0	0	0	0	0	0.0
at UNI	11/09/2025		04:50	0-0	.000	0-0	.000	0-0	.000	0	0	0	0.0	0	0	0	0	0	0	0.0
Peru St.	11/17/2025		18:34	1-4	.250	0-2	.000	0-0	.000	1	3	4	1.3	0	1	0	0	0	2	0.7
Georgia St.	11/21/2025		02:33	0-0	.000	0-0	.000	2-2	1.000	0	1	1	1.3	0	0	0	0	0	2	1.0
vs Utah Valley	11/25/2025		01:26	1-1	1.000	0-0	.000	0-0	.000	0	1	1	1.2	0	0	0	0	0	2	1.2
Dakota Wesleyan	12/12/2025		09:47	3-4	.750	2-3	.667	1-2	.500	0	2	2	1.3	1	0	1	0	0	9	2.5
vs Milwaukee	12/19/2025		22:25	4-7	.571	2-5	.400	0-0	.000	0	2	2	1.4	1	0	1	1	0	10	3.6
at Arizona	12/29/2025		09:28	0-0	.000	0-0	.000	0-0	.000	0	1	1	1.4	2	0	0	0	0	0	3.1
at North Dakota	01/03/2026		05:15	0-0	.000	0-0	.000	0-0	.000	0	1	1	1.3	0	0	0	0	1	0	2.8
Kansas City	01/17/2026		04:30	2-2	1.000	0-0	.000	0-0	.000	1	1	2	1.4	2	0	0	0	0	4	2.9
at St. Thomas (MN)	01/22/2026		08:09	0-1	.000	0-1	.000	0-0	.000	2	0	2	1.5	2	0	0	0	1	0	2.6
at Omaha	01/28/2026		18:28	1-4	.250	0-3	.000	0-0	.000	0	5	5	1.8	2	0	0	1	1	2	2.6
Oral Roberts	01/31/2026		16:44	0-0	.000	0-0	.000	0-0	.000	0	2	2	1.8	4	1	0	1	0	0	2.4
Totals		0	126:33	12-24	.500	4-15	.267	3-4	.750	4	19	23	1.8	14	2	2	3	3	31	2.4

Player Averages

Games Played	Minutes/game	Points/game	FG Pct	3FG Pct	FT Pct	Rebounds/game	Assists/game	Turnovers/game	Assist/Turnover ratio	Steals/game	Blocks/game
13	9.7	2.4	50.0	26.7	75.0	1.8	0.2	0.2	1.0	0.2	0.2

Career Miscellaneous Stats

10-19 Points1
20-29 Points0
30+ Points0
5-9 Rebounds1
10+ Rebounds0
Games With a 3-Pointer2
Games With an Assist2
Games With a Steal3
Games With a Block3
Double-Doubles0

Season Highlights

- » Made collegiate debut in Nov. 6 victory over Dakota State
- » Scored first-career points and played 19 minutes in Nov. 17 win against Peru State
- » Set then career highs in points (9), FGM (3) and 3PT (2) in 10 minutes in Dec. 12 win over Dakota Wesleyan
- » Next appearance topped career bests in points (10) and minutes (22) in Dec. 19 defeat at Milwaukee
- » Played conference schedule high 18 minutes last time out at Omaha on Jan. 28, had career-high 5 rebounds

Other Notables

- » Spent 2024-25 as a post-graduate at Sunrise Christian Academy in Bel Aire, Kansas; averaged double digits scoring
- » An all-conference performer as a senior at Waukee starting 24 games as a senior
- » Averaged 8 PPG, 4.5 RPG, 2 APG and a steal in 2023-24
- » A three-year varsity letterwinner, primarily came off bench before senior season

CAREER STATS

				Field Goals		3-Point		F-Throws		Rebounds									Scoring	
SEASON	TEAM	GP-GS	MIN/AVG	FG-FGA	FG%	3FG-3FGA	3FG%	FT-FTA	FT%	OFF	DEF	TOT	AVG	PF-FO	A	TO	BLK	STL	PTS	AVG
2025-26	SDSU	13-0	127/9.7	12-24	.500	4-15	.267	3-4	.750	4	19	23	1.8	14-0	2	2	3	3	31	2.4
TOTAL		13-0	127/9.7	12-24	.500	4-15	.267	3-4	.750	4	19	23	1.8	14-0	2	2	3	3	31	2.4



10 KALEN GARRY

Junior | Guard | 6-3 | 200
De Smet, S.D. | De Smet H.S.

Career Highs

27, at Omaha, 1/11/25
9, at Omaha, 1/11/25
15, vs. Norfolk State, 12/21/23
5, FiveTimes
13, vs. Norfolk State, 12/21/23
7, vs. Southern Miss, 11/20/24
7 (2x), previous at Omaha, 1/11/25
9 (2x), previous vs. South Dakota, 1/25/25
Same
3, Three Times
2, vs. St. Thomas, 2/6/25
39 (3x), previous vs. Milwaukee, 12/19/25

Points
FGM
FGA
3FGM
3FGA
FTM
FTA
Rebs
Assists
Steals
Blocks
Minutes

Season Highs

22, at Omaha, 1/28/26
8, at Arizona, 12/29/25
13, vs. Milwaukee, 12/19/25
5, Two Times
9 (2x), previous vs. Milwaukee, 12/19/25
4, vs. Peru State, 11/17/25
6, vs. Dakota Wesleyan, 12/12/25
9, vs. Omaha, 1/1/26
8, vs. Milwaukee, 12/19/25
2, Five Times
1 (2x), previous vs. Milwaukee, 12/19/25
39 (2x), at North Dakota, 1/3/26

GAME-BY-GAME STATS

Opponent	Date	GS	MIN	Total		3-Pointers		Free throws		Rebounds				PF	A	TO	BLK	STL	PTS	AVG
				FG-FGA	PCT	3FG-3FGA	PCT	FT-FTA	PCT	OFF	DEF	TOT	AVG							
vs Merrimack	11/03/2025	*	34:35	2-7	.286	2-6	.333	3-4	.750	1	6	7	7.0	0	4	1	0	1	9	9.0
Dakota St.	11/06/2025	*	24:17	3-9	.333	3-6	.500	0-0	.000	2	5	7	7.0	3	0	2	0	1	9	9.0
at UNI	11/09/2025	*	30:51	5-12	.417	2-7	.286	0-0	.000	2	4	6	6.7	4	0	1	0	2	12	10.0
at Oregon	11/12/2025	*	23:55	5-10	.500	3-6	.500	0-0	.000	0	2	2	5.5	3	0	1	0	1	13	10.8
Peru St.	11/17/2025	*	18:47	1-8	.125	1-5	.200	4-4	1.000	0	5	5	5.4	0	4	0	0	0	7	10.0
Georgia St.	11/21/2025	*	26:24	0-3	.000	0-1	.000	0-0	.000	1	5	6	5.5	2	6	1	0	1	0	8.3
vs Utah Valley	11/25/2025	*	23:22	2-7	.286	0-3	.000	0-1	.000	2	3	5	5.4	1	0	5	0	1	4	7.7
vs UC Irvine	11/26/2025	*	30:23	1-6	.167	0-2	.000	2-4	.500	2	3	5	5.4	1	1	1	0	2	4	7.3
at Northern Ariz.	12/03/2025	*	32:12	4-11	.364	3-8	.375	0-0	.000	1	4	5	5.3	2	3	1	0	0	11	7.7
Idaho	12/06/2025	*	12:27	3-4	.750	0-1	.000	2-4	.500	0	3	3	5.1	4	2	0	0	0	8	7.7
at Ball St.	12/09/2025	*	32:42	5-11	.455	3-4	.750	2-3	.667	3	5	8	5.4	0	7	2	0	0	15	8.4
Dakota Wesleyan	12/12/2025	*	23:56	6-10	.600	5-9	.556	3-6	.500	0	5	5	5.3	0	3	1	1	1	20	9.3
vs Wyoming	12/15/2025	*	26:00	5-8	.625	4-5	.800	1-2	.500	1	2	3	5.2	4	1	1	0	0	15	9.8
vs Milwaukee	12/19/2025	*	38:50	7-13	.538	4-9	.444	0-1	.000	1	5	6	5.2	2	8	0	1	0	18	10.4
at Arizona	12/29/2025	*	27:11	8-11	.727	4-5	.800	0-1	.000	0	4	4	5.1	4	2	4	0	2	20	11.0
Omaha	01/01/2026	*	35:57	6-11	.545	1-6	.167	0-0	.000	1	8	9	5.4	3	6	4	0	0	13	11.1
at North Dakota	01/03/2026	*	39:20	3-11	.273	1-6	.167	3-4	.750	1	2	3	5.2	2	5	1	0	1	10	11.1
Denver	01/08/2026	*	33:36	4-9	.444	1-3	.333	0-1	.000	1	3	4	5.2	4	4	1	0	0	9	10.9
at North Dakota St.	01/14/2026	*	31:43	3-8	.375	1-5	.200	1-2	.500	0	3	3	5.1	4	2	3	0	2	8	10.8
Kansas City	01/17/2026	*	30:52	6-10	.600	0-4	.000	0-0	.000	0	3	3	5.0	2	5	1	0	2	12	10.9
at St. Thomas (MN)	01/22/2026	*	21:03	0-7	.000	0-3	.000	1-2	.500	3	1	4	4.9	4	3	1	1	0	1	10.4
at Omaha	01/28/2026	*	36:08	7-12	.583	5-8	.625	3-3	1.000	2	3	5	4.9	3	4	1	0	0	22	10.9
Oral Roberts	01/31/2026	*	31:39	5-12	.417	3-5	.600	1-2	.500	0	5	5	4.9	1	7	1	0	0	14	11.0
Totals		23	666:10	91-210	.433	46-117	.393	26-44	.591	24	89	113	4.9	53	77	34	3	17	254	11.0

Player Averages

Games Played	Minutes/game	Points/game	FG Pct	3FG Pct	FT Pct	Rebounds/game	Assists/game	Turnovers/game	Assist/Turnover ratio	Steals/game	Blocks/game
23	29.0	11.0	43.3	39.3	59.1	4.9	3.3	1.5	2.3	0.7	0.1

Career Miscellaneous Stats

10-19 Points38
20-29 Points6
30+ Points0
5-9 Rebounds.....36
10+ Rebounds.....0
Games With a 3-Pointer65
Games With an Assist64
Games With a Steal.....46
Games With a Block.....9
Double-Doubles0

Season Highlights

- » Four top career assist outputs all this year; career-high 8 on Dec. 29
- » First 20-point game of season in Dec. 12 win over Dakota Wesleyan; matched point output on 8-11 FG in Dec. 29 loss at No. 1 Arizona
- » Scored season-high 22 points on Jan. 28 at Omaha, five 10+ point performances during league play
- » Named to Preseason All-Summit League First Team ahead of 2025-26 season

Other Notables

- » Started in every game played as a sophomore in 2024-25; SDSU's 2nd leading scorer in conference (13.2 PPG, 3.7 RPG)
- » An All-Summit League honorable mention for 2024-25 season
- » Led De Smet High School to pair of state Class B championships and a runner-up finish in four years of varsity basketball
- » Named the 2022 South Dakota Gatorade Player of the Year
- » Won three Class B Player of the Year awards; a four-time all-state
- » Ended prep career as school's all-time leading scorer with 2,091 points
- » Selected as the 2022 South Dakota Sports Boys Athlete of the Year being nominated in both football and basketball for the award

CAREER STATS

			Field Goals		3-Point		F-Throws		Rebounds				Scoring							
SEASON	TEAM	GP-GS	MIN/AVG	FG-FGA	FG%	3FG-3FGA	3FG%	FT-FTA	FT%	OFF	DEF	TOT	AVG	PF-FO	A	TO	BLK	STL	PTS	AVG
2023-24	SDSU	35-15	913/26.1	86-213	.404	46-134	.343	37-48	.771	25	100	125	3.6	84-0	37	34	3	27	255	7.3
2024-25	SDSU	31-31	896/28.9	126-303	.416	56-162	.346	54-74	.730	19	103	122	3.9	58-1	79	51	4	27	362	11.7
2025-26	SDSU	23-23	666/29.0	91-210	.433	46-117	.393	26-44	.591	24	89	113	4.9	53-0	77	34	3	17	254	11.0
TOTAL		89-69	2475/27.8	303-726	.417	148-413	.358	117-166	.705	68	292	360	4.0	195-1	193	119	10	71	871	9.8



11 MATTHEW MORS

Senior | Forward | 6-7 | 215
Yankton, S.D. | Wisconsin | Yankton H.S.

Career Highs

23, vs. North Dakota, 2/2/23
8, vs. North Dakota, 2/2/23
12, vs. NDSU, 1/5/23
4, vs. North Dakota, 2/2/23
6 (2x), previous at Colorado, 12/13/24
7, at Kent State, 12/2/22
8 (2x), last at vs. Duquesne, 11/24/24
Same
4 (2x), previous vs. North Dakota, 1/16/25
3, Five Times
Same
36, at Western Illinois, 1/28/23

Points
FGM
FGA
3FGM
3FGA
FTM
FTA
Rebs
Assists
Steals
Blocks
Minutes

Season Highs

18, vs. Georgia State, 11/21/25
7 (2x), vs. Omaha, 1/1/26
11 (2x), vs. Omaha, 1/1/26
2 (3x), previous at NDSU, 1/14/26
6, Two Times
8, vs. Merrimack, 11/3/25
9, vs. Merrimack, 11/3/25
11, vs. Kansas City, 1/17/26
4, vs. Kansas City, 1/17/26
3, Three Times
3 (2x), previous vs. Denver, 1/8/26
34, at North Dakota, 1/3/26

GAME-BY-GAME STATS

Opponent	Date	GS	MIN	Total		3-Pointers		Free throws		Rebounds				PF	A	TO	BLK	STL	PTS	AVG	
				FG-FGA	PCT	3FG-3FGA	PCT	FT-FTA	PCT	OFF	DEF	TOT	AVG								
vs Merrimack	11/03/2025	*	31:26	4-9	.444	0-0	.000	8-9	.889	4	5	9	9.0	3	3	1	2	3	16	16.0	
Dakota St.	11/06/2025	*	31:50	3-5	.600	0-1	.000	1-3	.333	2	3	5	7.0	2	1	5	0	1	7	11.5	
at UNI	11/09/2025	*	20:21	1-2	.500	0-1	.000	0-0	.000	1	0	1	5.0	4	1	2	0	0	2	8.3	
at Oregon	11/12/2025	*	27:15	2-8	.250	1-6	.167	2-2	1.000	2	3	5	5.0	4	0	2	0	3	7	8.0	
Peru St.	11/17/2025	*	17:28	0-5	.000	0-2	.000	0-0	.000	3	2	5	5.0	0	1	0	0	0	0	6.4	
Georgia St.	11/21/2025	*	23:21	7-11	.636	2-5	.400	2-2	1.000	1	3	4	4.8	2	0	1	0	2	18	8.3	
vs Utah Valley	11/25/2025	*	30:34	4-11	.364	1-5	.200	1-1	1.000	2	1	3	4.6	1	3	0	3	1	10	8.6	
vs UC Irvine	11/26/2025	*	25:01	2-9	.222	1-6	.167	0-0	.000	0	3	3	4.4	3	0	2	1	0	5	8.1	
at Northern Ariz.	12/03/2025	*	27:40	2-5	.400	0-2	.000	1-3	.333	1	1	2	4.1	4	2	0	0	2	5	7.8	
Idaho	12/06/2025	*	25:01	1-3	.333	0-1	.000	1-1	1.000	0	2	2	3.9	1	0	0	0	1	3	7.3	
at Ball St.	12/09/2025	*	27:58	4-4	1.000	2-2	1.000	0-0	.000	0	6	6	4.1	2	1	1	2	0	10	7.5	
Dakota Wesleyan	12/12/2025	*	14:03	3-4	.750	1-2	.500	0-1	.000	1	0	1	3.8	1	1	0	0	0	7	7.5	
vs Wyoming	12/15/2025	*	25:38	1-2	.500	0-1	.000	2-2	1.000	0	2	2	3.7	3	0	1	0	0	4	7.2	
vs Milwaukee	12/19/2025	*	18:50	1-4	.250	0-3	.000	0-0	.000	1	0	1	3.5	1	2	1	1	1	2	6.9	
at Arizona	12/29/2025	*	22:13	3-7	.429	1-2	.500	1-2	.500	1	4	5	3.6	3	0	0	1	2	8	6.9	
Omaha	01/01/2026	*	26:34	7-11	.636	0-3	.000	2-2	1.000	2	0	2	3.5	2	1	2	2	0	16	7.5	
at North Dakota	01/03/2026	*	33:53	2-6	.333	0-2	.000	3-3	1.000	2	2	4	3.5	4	2	1	0	1	7	7.5	
Denver	01/08/2026	*	27:37	3-6	.500	1-3	.333	3-4	.750	2	1	3	3.5	3	1	0	0	3	10	7.6	
at North Dakota St.	01/14/2026	*	32:01	4-6	.667	2-2	1.000	0-0	.000	3	4	7	3.7	3	0	0	0	0	10	7.7	
Kansas City	01/17/2026	*	32:27	5-8	.625	1-2	.500	1-1	1.000	3	8	11	4.1	0	4	1	2	1	12	8.0	
at St. Thomas (MN)	01/22/2026	*	23:46	5-5	1.000	2-2	1.000	0-0	.000	0	3	3	4.0	2	0	1	0	3	12	8.1	
at Omaha	01/28/2026	*	22:05	0-3	.000	0-3	.000	0-0	.000	0	4	4	4.0	2	0	0	0	0	0	7.8	
Oral Roberts	01/31/2026	*	17:38	3-5	.600	0-0	.000	0-1	.000	3	2	5	4.0	3	2	0	0	1	6	7.7	
Totals			23	584:40	67-139	.482	15-56	.268	28-37	.757	34	59	93	4.0	53	25	21	14	25	177	7.7

Player Averages

Games Played	Minutes/game	Points/game	FG Pct	3FG Pct	FT Pct	Rebounds/game	Assists/game	Turnovers/game	Assist/Turnover ratio	Steals/game	Blocks/game
23	25.4	7.7	48.2	26.8	75.7	4.0	1.1	0.9	1.2	1.1	0.6

Career Miscellaneous Stats

10-19 Points27
20-29 Points1
30+ Points0
5-9 Rebounds25
10+ Rebounds1
Games With a 3-Pointer52
Games With an Assist47
Games With a Steal49
Games With a Block26
Double-Doubles1

Season Highlights

- » Season-high point output with 18 on 7-11 FG in Nov. 21 win against Georgia State; also 2 steals
- » Has scored double figures in 9 games this season; nine 5+ rebound games, seven multi steal games and five multi block games
- » Recorded first double-double of career on Jan. 17 in win over Kansas City (12 PT/11 REB)
- » Ranks among top 20 individuals in NCAA Division I men's basketball in career games played

Other Notables

- » Has played in nearly 100 games in first 3 seasons at SDSU
- » Spent 2021-22 season at Wisconsin
- » A South Dakota Gatorade Player of the Year selection three times in six seasons of prep basketball for Yankton High School
- » An all-state selection five times and chosen as Argus Leader Player of the Year on three occasions
- » Averaged at least 19 points every season for Yankton and won state title in 2018
- » Ranked as a four-star power forward by ESPN coming out of high school; the No. 1 ranked prospect in South Dakota and was 26th ranked signing at his position

CAREER STATS

SEASON	TEAM	GP-GS	MIN/AVG	Field Goals		3-Point		F-Throws		Rebounds				Scoring						
				FG-FGA	FG%	3FG-3FGA	3FG%	FT-FTA	FT%	OFF	DEF	TOT	AVG	PF-FO	A	TO	BLK	STL	PTS	AVG
2022-23	SDSU	32-15	613/19.2	73-170	.429	17-63	.270	46-54	.852	33	51	84	2.6	70-3	23	30	9	21	209	6.5
2023-24	SDSU	35-0	368/10.5	46-102	.451	11-42	.262	20-31	.645	23	28	51	1.5	36-0	11	20	5	8	123	3.5
2024-25	SDSU	32-32	826/25.8	99-199	.497	27-76	.355	49-68	.721	36	77	113	3.5	54-0	41	31	11	19	274	8.6
2025-26	SDSU	23-23	585/25.4	67-139	.482	15-56	.268	28-37	.757	34	59	93	4.0	53-0	25	21	14	25	177	7.7
TOTAL		122-70	2392/19.6	285-610	.467	70-237	.295	143-190	.753	126	215	341	2.8	213-3	100	102	39	73	783	6.4



12 BUBZ ALVAREZ

R-Sophomore | Guard | 6-5 | 200
Houston, Texas | Houston Heights H.S.

Career Highs

14, vs. Mount Marty, 11/27/23
6, vs. Mount Marty, 11/27/23
10, vs. Mount Marty, 11/27/23
2, at Southern Miss, 11/22/23
4, Three Times
Same
Same
Same
5 (2x), previous vs. Mayville State, 12/14/23
3 (2x), previous vs. Mount Marty, 11/27/23
1, Two Times
32, vs. Mount Marty, 11/27/23

Points
FGM
FGA
3FGM
3FGA
FTM
FTA
Rebs
Assists
Steals
Blocks
Minutes

Season Highs

11, vs. Oral Roberts, 1/31/26
4, Two Times
9, vs. Dakota Wesleyan, 12/12/25
1, Four Times
2, Five Times
4, at Omaha, 1/28/26
7, at Omaha, 1/28/26
8, vs. Oral Roberts, 1/31/26
5, vs. Peru State, 11/17/25
3, at St. Thomas, 1/22/26
1, vs. Dakota Wesleyan, 12/12/25
25, vs. Oral Roberts, 1/31/26

GAME-BY-GAME STATS

Opponent	Date	GS	MIN	Total		3-Pointers		Free throws		Rebounds				PF	A	TO	BLK	STL	PTS	AVG
				FG-FGA	PCT	3FG-3FGA	PCT	FT-FTA	PCT	OFF	DEF	TOT	AVG							
Dakota St.	11/06/2025		05:21	1-1	1.000	0-0	.000	0-0	.000	0	0	0	0.0	0	0	1	0	1	2	2.0
Peru St.	11/17/2025		16:11	2-4	.500	0-1	.000	1-2	.500	4	2	6	3.0	1	5	0	0	2	5	3.5
Georgia St.	11/21/2025		16:39	2-2	1.000	1-1	1.000	2-2	1.000	1	4	5	3.7	2	0	2	0	2	7	4.7
vs Utah Valley	11/25/2025		10:43	0-1	.000	0-0	.000	0-0	.000	0	2	2	3.3	1	0	0	0	0	0	3.5
at Northern Ariz.	12/03/2025		01:52	0-0	.000	0-0	.000	0-0	.000	0	0	0	2.6	0	0	0	0	0	0	2.8
Idaho	12/06/2025		16:32	2-3	.667	0-1	.000	1-1	1.000	0	0	0	2.2	2	0	0	0	0	5	3.2
at Ball St.	12/09/2025		17:11	3-5	.600	0-2	.000	0-0	.000	2	0	2	2.1	3	0	1	0	0	6	3.6
Dakota Wesleyan	12/12/2025		19:00	3-9	.333	0-2	.000	1-2	.500	0	2	2	2.1	0	3	0	1	1	7	4.0
vs Wyoming	12/15/2025		21:42	4-8	.500	0-3	.000	0-1	.000	1	1	2	2.1	2	0	1	0	0	8	4.4
vs Milwaukee	12/19/2025		12:34	0-2	.000	0-1	.000	1-4	.250	2	0	2	2.1	0	1	1	0	0	1	4.1
at Arizona	12/29/2025		19:52	1-6	.167	0-1	.000	0-2	.000	2	2	4	2.3	1	4	2	0	2	2	3.9
Omaha	01/01/2026		08:30	3-3	1.000	0-0	.000	0-1	.000	1	1	2	2.3	3	0	1	0	0	6	4.1
at North Dakota	01/03/2026		09:21	1-1	1.000	0-0	.000	1-1	1.000	1	0	1	2.2	4	2	0	0	0	3	4.0
Denver	01/08/2026		12:57	1-2	.500	1-2	.500	1-2	.500	0	1	1	2.1	1	0	2	0	0	4	4.0
at North Dakota St.	01/14/2026		12:55	1-3	.333	0-1	.000	2-3	.667	0	0	0	1.9	2	2	0	0	1	4	4.0
Kansas City	01/17/2026		15:16	1-2	.500	0-0	.000	1-2	.500	0	2	2	1.9	1	2	0	0	0	3	3.9
at St. Thomas (MN)	01/22/2026		20:59	3-5	.600	1-2	.500	2-2	1.000	2	1	3	2.0	2	0	0	0	3	9	4.2
at Omaha	01/28/2026		23:57	3-8	.375	0-1	.000	4-7	.571	1	5	6	2.2	0	1	2	0	2	10	4.6
Oral Roberts	01/31/2026		25:02	4-6	.667	1-1	1.000	2-2	1.000	2	6	8	2.5	3	1	4	0	0	11	4.9
Totals		0	286:35	35-71	.493	4-19	.211	19-34	.559	19	29	48	2.5	28	21	17	1	14	93	4.9

Player Averages

Games Played	Minutes/game	Points/game	FG Pct	3FG Pct	FT Pct	Rebounds/game	Assists/game	Turnovers/game	Assist/Turnover ratio	Steals/game	Blocks/game
19	15.1	4.9	49.3	21.1	55.9	2.5	1.1	0.9	1.2	0.7	0.1

Career Miscellaneous Stats

10-19 Points3
20-29 Points0
30+ Points0
5-9 Rebounds.....4
10+ Rebounds.....0
Games With a 3-Pointer7
Games With an Assist19
Games With a Steal.....13
Games With a Block.....2
Double-Doubles0

Season Highlights

- » Made first appearance since 2023-24 in SDSU's Nov. 6 win
- » Set then season-high 9 points & had 3 steals in Jan. 22 loss at St. Thomas
- » Has played at least 10 minutes in 13 of last 15 appearances
- » Had 10 points in 24 minutes at Omaha on Jan. 28
- » Set new season-high 11 points, career-high 8 rebounds, in Jan. 31 victory over Oral Roberts

Other Notables

- » Redshirted during 2024-25 season
- » Played in 28 games during SDSU's 2023-24 championship season
- » Competed for season-high 20 minutes in Nov. 22 win at Southern Miss a season ago, scored 6 points
- » A three-year contributor on the hardwood for Houston Heights High
- » Was a 1,000-point scorer for Houston Heights and helped school to a runner-up district finish in 2023
- » A Top 25 candidate in 2023 for the Guy V. Lewis Award as a senior; award goes to greater Houston Area Boys Basketball Player of the Year
- » One of 11 members on Team Houston on Houston vs. Dallas All-Star Game
- » Averaged over 17 points and 3 rebounds as a senior and junior
- » Has a sister, Gracelynn, who played at West Texas A&M and UTEP

CAREER STATS

				Field Goals		3-Point		F-Throws		Rebounds				Scoring						
SEASON	TEAM	GP-GS	MIN/AVG	FG-FGA	FG%	3FG-3FGA	3FG%	FT-FTA	FT%	OFF	DEF	TOT	AVG	PF-FO	A	TO	BLK	STL	PTS	AVG
2023-24	SDSU	28-1	220/7.9	21-56	.375	4-28	.143	6-11	.545	4	19	23	0.8	19-0	23	18	3	8	52	1.9
2025-26	SDSU	19-0	287/15.1	35-71	.493	4-19	.211	19-34	.559	19	29	48	2.5	28-0	21	17	1	14	93	4.9
TOTAL		47-1	507/10.8	56-127	.441	8-47	.170	25-45	.556	23	48	71	1.5	47-0	44	35	4	22	145	3.1



14 JADEN JACKSON

Sophomore | Guard | 6-0 | 185
Bellevue, Neb. | Bellevue West H.S.

Career Highs

Same
Same
Same
Same
Same
Same
Same
10 (2x), previous vs. Southern Miss, 11/20/24
Same
Same
1, Six Times
Same

Points
FGM
FGA
3FGM
3FGA
FTM
FTA
Rebs
Assists
Steals
Blocks
Minutes

Season Highs

24, vs. Oral Roberts, 1/31/26
9, Two Times
18 (3x), previous vs. Oral Roberts, 1/31/26
5, (3x), previous vs. Oral Roberts, 1/31/26
11, vs. Oral Roberts, 1/31/26
8, vs. Denver, 1/8/26
8, vs. Denver, 1/8/26
10, vs. Omaha, 1/1/26
7, at St. Thomas, 1/22/26
5, vs. Oral Roberts, 1/31/26
1 (2x), previous vs. Omaha, 1/1/26
44, at North Dakota, 1/3/26

GAME-BY-GAME STATS

Opponent	Date	GS	MIN	Total		3-Pointers		Free throws		Rebounds				PF	A	TO	BLK	STL	PTS	AVG
				FG-FGA	PCT	3FG-3FGA	PCT	FT-FTA	PCT	OFF	DEF	TOT	AVG							
vs Merrimack	11/03/2025	*	37:33	8-18	.444	5-8	.625	2-3	.667	1	4	5	5.0	3	3	2	0	0	23	23.0
Dakota St.	11/06/2025	*	35:31	7-13	.538	3-7	.429	3-4	.750	0	1	1	3.0	1	1	2	0	3	20	21.5
at UNI	11/09/2025	*	33:41	2-8	.250	0-4	.000	5-6	.833	1	3	4	3.3	1	4	3	0	3	9	17.3
at Oregon	11/12/2025	*	29:22	3-6	.500	2-4	.500	0-0	.000	0	6	6	4.0	1	2	2	0	1	8	15.0
Peru St.	11/17/2025	*	20:36	3-7	.429	1-3	.333	0-0	.000	0	4	4	4.0	2	2	0	0	1	7	13.4
Georgia St.	11/21/2025	*	28:46	5-13	.385	2-8	.250	2-2	1.000	0	5	5	4.2	1	5	3	0	1	14	13.5
vs Utah Valley	11/25/2025	*	19:55	1-5	.200	0-4	.000	6-7	.857	2	2	4	4.1	3	0	3	0	3	8	12.7
vs UC Irvine	11/26/2025	*	24:35	3-12	.250	0-4	.000	2-2	1.000	1	5	6	4.4	4	1	2	0	0	8	12.1
at Northern Ariz.	12/03/2025	*	28:31	2-8	.250	2-7	.286	2-2	1.000	0	9	9	4.9	4	3	2	0	1	8	11.7
Idaho	12/06/2025	*	37:50	8-13	.615	3-5	.600	2-3	.667	1	1	2	4.6	3	1	2	0	1	21	12.6
at Ball St.	12/09/2025	*	32:05	3-12	.250	2-7	.286	2-2	1.000	2	2	4	4.5	1	2	2	0	0	10	12.4
Dakota Wesleyan	12/12/2025	*	26:03	3-5	.600	1-3	.333	0-0	.000	0	3	3	4.4	1	2	1	1	2	7	11.9
vs Wyoming	12/15/2025	*	29:05	4-10	.400	4-9	.444	1-2	.500	0	0	0	4.1	1	0	0	0	2	13	12.0
vs Milwaukee	12/19/2025	*	36:30	9-18	.500	4-8	.500	1-2	.500	1	3	4	4.1	3	5	0	0	2	23	12.8
at Arizona	12/29/2025	*	31:27	7-16	.438	3-10	.300	1-3	.333	0	1	1	3.9	3	3	3	0	2	18	13.1
Omaha	01/01/2026	*	36:35	1-10	.100	0-5	.000	4-4	1.000	0	10	10	4.3	1	2	1	1	0	6	12.7
at North Dakota	01/03/2026	*	44:04	8-14	.571	5-9	.556	1-1	1.000	1	5	6	4.4	2	1	4	0	2	22	13.2
Denver	01/08/2026	*	34:51	4-11	.364	1-3	.333	8-8	1.000	1	6	7	4.5	1	4	0	0	0	17	13.4
at North Dakota St.	01/14/2026	*	38:46	6-15	.400	3-10	.300	1-2	.500	2	6	8	4.7	0	4	2	0	4	16	13.6
Kansas City	01/17/2026	*	32:34	4-9	.444	1-5	.200	1-2	.500	0	2	2	4.6	0	5	0	1	2	10	13.4
at St. Thomas (MN)	01/22/2026	*	35:39	2-12	.167	1-8	.125	0-0	.000	1	3	4	4.5	2	7	1	0	1	5	13.0
at Omaha	01/28/2026	*	17:17	0-4	.000	0-4	.000	2-2	1.000	2	1	3	4.5	3	2	3	0	1	2	12.5
Oral Roberts	01/31/2026	*	33:48	9-18	.500	5-11	.455	1-4	.250	0	5	5	4.5	2	5	1	0	5	24	13.0
Totals			23 725:04	102-257	.397	48-146	.329	47-61	.770	16	87	103	4.5	43	64	39	3	37	299	13.0

Player Averages

Games Played	Minutes/game	Points/game	FG Pct	3FG Pct	FT Pct	Rebounds/game	Assists/game	Turnovers/game	Assist/Turnover ratio	Steals/game	Blocks/game
23	31.5	13.0	39.7	32.9	77.0	4.5	2.8	1.7	1.6	1.6	0.1

Career Miscellaneous Stats

10-19 Points14
20-29 Points6
30+ Points0
5-9 Rebounds.....10
10+ Rebounds.....2
Games With a 3-Pointer38
Games With an Assist34
Games With a Steal.....30
Games With a Block.....7
Double-Doubles1

Season Highlights

- » Set then career highs in points (23), FG (8), FGA (18), 3FG (5) & MPG (38) in season-opening win over Merrimack
- » Matched career-high 10 REB Jan. 1
- » Set career-high 8-8 FT in Jan. 8 victory over Denver
- » Six 20+ point games this season
- » Matched career-high 23 points (9-18 FG) in Dec. 19 loss at Milwaukee
- » Set new career bests in points (24) and steals (5) in Jan. 31 win over Oral Roberts

Other Notables

- » Played in all 32 games in freshman season at SDSU and started in 4
- » Had 7 double-digit scoring games; 1 double-double versus Southern Miss (Nov. 20) and a 19-point effort at South Dakota (Feb. 16)
- » Helped lead Bellevue West to back-to-back Nebraska Class A State Championships
- » A two-time First Team All-State selection
- » The 2024 Gatorade Nebraska Boys Basketball Player of the Year; also the 2024 MaxPreps Nebraska Boys Basketball Player of the Year
- » Averaged over 17 points, 4 rebounds, 3 assists and 2 steals his senior season
- » A multiple time honoree by the Omaha World Herald to its All-Nebraska Boys Basketball Team
- » A four-year member of Bellevue West's varsity program

CAREER STATS

				Field Goals		3-Point		F-Throws		Rebounds				Scoring						
SEASON	TEAM	GP-GS	MIN/AVG	FG-FGA	FG%	3FG-3FGA	3FG%	FT-FTA	FT%	OFF	DEF	TOT	AVG	PF-FO	A	TO	BLK	STL	PTS	AVG
2024-25	SDSU	32-4	534/16.7	64-169	.379	41-120	.342	27-35	.771	15	57	72	2.3	52-1	37	14	4	19	196	6.1
2025-26	SDSU	23-23	725/31.5	102-257	.397	48-146	.329	47-61	.770	16	87	103	4.5	43-0	64	39	3	37	299	13.0
TOTAL		55-27	1259/22.9	166-426	.390	89-266	.335	74-96	.771	31	144	175	3.2	95-1	101	53	7	56	495	9.0



22 DAVIS KERN

Freshman | Forward | 6-9 | 225
Marion, Iowa | Linn-Mar H.S.

Career Highs

Same	Points
Same	FGM
Same	FGA
Same	3FGM
Same	3FGA
Same	FTM
Same	FTA
Same	Rebs
Same	Assists
Same	Steals
Same	Blocks
Same	Minutes

Season Highs

N/A
N/A
N/A
N/A
N/A
N/A
N/A
N/A
N/A
N/A
N/A
N/A

GAME-BY-GAME STATS

Career Miscellaneous Stats

10-19 Points	0
20-29 Points	0
30+ Points	0
5-9 Rebounds.....	0
10+ Rebounds.....	0
Games With a 3-Pointer	0
Games With an Assist	0
Games With a Steal.....	0
Games With a Block.....	0
Double-Doubles	0

Season Highlights

- » Is expected to redshirt this season

Other Notables

- » As a senior selected as the KMA Boys Class 4A Player of the Year, Class 4A All-State and to the KMA Sports' All-State Elite Team
- » A two-time Iowa Class 4A All-State First Team performer chosen by the IPSWA ... earned back-to-back conference player of the year awards
- » As a senior set a school record, and metro area record, for points scored in career; finished with 1,778 points and passed Marcus Paige in the process
- » Became program's all-time leading rebounder as well as record holder in blocked shots
- » Senior season averaged 22.7 PPG, 9.7 RPG, 3.4 APG and 3.2 BPG; led Lin-Marr to Iowa Class 4A state tournament for first time in 13 years
- » A starter at Linn-Mar all four years of prep career

CAREER STATS



23 ANDRELL BURTON JR.

R-Freshman | Guard | 6-7 | 195
Wichita, Kan. | Campus H.S.

Career Highs

Same	Points
Same	FGM
Same	FGA
Same	3FGM
Same	3FGA
Same	FTM
Same	FTA
Same	Rebs
Same	Assists
Same	Steals
Same	Blocks
Same	Minutes

Season Highs

5, vs. Peru State, 11/17/25
2, vs. Peru State, 11/17/25
3, vs. Peru State, 11/17/25
0
1, vs. Peru State, 11/17/25
1, vs. Peru State, 11/17/25
3, vs. Peru State, 11/17/25
3, vs. Peru State, 11/17/25
1, vs. Dakota Wesleyan, 12/12/25
1, Two times
1, vs. Peru State, 11/17/25
5, vs. Peru State, 11/17/25

GAME-BY-GAME STATS

Opponent	Date	GS	MIN	Total		3-Pointers		Free throws		Rebounds				PF	A	TO	BLK	STL	PTS	AVG
				FG-FGA	PCT	3FG-3FGA	PCT	FT-FTA	PCT	OFF	DEF	TOT	AVG							
Peru St.	11/17/2025		05:14	2-3	.667	0-1	.000	1-3	.333	2	1	3	3.0	2	0	1	1	1	5	5.0
Georgia St.	11/21/2025		02:23	1-1	1.000	0-0	.000	0-0	.000	0	0	0	1.5	1	0	0	0	1	2	3.5
vs Utah Valley	11/25/2025		02:11	0-0	.000	0-0	.000	0-0	.000	0	0	0	1.0	2	0	1	0	0	0	2.3
Dakota Wesleyan	12/12/2025		03:42	0-0	.000	0-0	.000	0-0	.000	0	2	2	1.3	0	1	1	0	0	0	1.8
Totals		0	13:30	3-4	.750	0-1	.000	1-3	.333	2	3	5	1.3	5	1	3	1	2	7	1.8

Player Averages

Games Played	Minutes/game	Points/game	FG Pct	3FG Pct	FT Pct	Rebounds/game	Assists/game	Turnovers/game	Assist/Turnover ratio	Steals/game	Blocks/game
4	3.4	1.8	75.0	0.0	33.3	1.3	0.3	0.8	0.3	0.5	0.3

Career Miscellaneous Stats

10-19 Points0
20-29 Points0
30+ Points0
5-9 Rebounds0
10+ Rebounds0
Games With a 3-Pointer0
Games With an Assist1
Games With a Steal2
Games With a Block1
Double-Doubles0

Season Highlights

- » Is expected to contribute as a wing for the Jackrabbits in 2025-26
- » Made first-career appearance and scored 5 points in 5 minutes in Nov. 17 win over Peru State

Other Notables

- » Redshirted during the 2024-25 season
- » A standout for Campus High School for three seasons
- » Averaged 23.5 points, 10.5 rebounds, 2 assists, 2 blocks and 2 steals as a senior
- » As a junior averaged over 20 points and 9 rebounds per game
- » Named to The Wichita Eagle's Class 6A All-State First Team in 2024
- » Helped lead high school to a Class 6A State Basketball tournament appearance as a senior

CAREER STATS

				Field Goals		3-Point		F-Throws		Rebounds				Scoring						
SEASON	TEAM	GP-GS	MIN/AVG	FG-FGA	FG%	3FG-3FGA	3FG%	FT-FTA	FT%	OFF	DEF	TOT	AVG	PF-FO	A	TO	BLK	STL	PTS	AVG
2025-26	SDSU	4-0	13/3.4	3-4	.750	0-1	.000	1-3	.333	2	3	5	1.3	5-0	1	3	1	2	7	1.8
TOTAL		4-0	13/3.4	3-4	.750	0-1	.000	1-3	.333	2	3	5	1.3	5-0	1	3	1	2	7	1.8



33 JADYN CASCIO JENSEN

R-Freshman | Guard | 6-3 | 190
Bellevue, Neb. | Bellevue West H.S.

Career Highs

N/A
N/A
N/A
N/A
N/A
N/A
N/A
N/A
N/A
N/A
N/A
N/A

Points
FGM
FGA
3FGM
3FGA
FTM
FTA
Rebs
Assists
Steals
Blocks
Minutes

Season Highs
2, vs. Peru State, 11/17/25
1, vs. Peru State, 11/17/25
2, vs. Peru State, 11/17/25
0
1, vs. Peru State, 11/17/25
0
0
1 (2x), previous vs. Dakota Wesleyan, 12/12/25
0
1, vs. Peru State, 11/17/25
0
3, vs. Peru State, 11/17/25

GAME-BY-GAME STATS

Opponent	Date	GS	MIN	Total		3-Pointers		Free throws		Rebounds				PF	A	TO	BLK	STL	PTS	AVG
				FG-FGA	PCT	3FG-3FGA	PCT	FT-FTA	PCT	OFF	DEF	TOT	AVG							
Peru St.	11/17/2025		03:10	1-2	.500	0-1	.000	0-0	.000	0	1	1	1.0	0	0	0	0	1	2	2.0
Georgia St.	11/21/2025		02:17	0-1	.000	0-1	.000	0-0	.000	0	0	0	0.5	0	1	0	0	0	0	1.0
Dakota Wesleyan	12/12/2025		02:57	0-0	.000	0-0	.000	0-0	.000	0	1	1	0.7	0	0	1	0	0	0	0.7
Totals		0	08:24	1-3	.333	0-2	.000	0-0	.000	0	2	2	0.7	0	1	1	0	1	2	0.7

Player Averages

Games Played	Minutes/game	Points/game	FG Pct	3FG Pct	FT Pct	Rebounds/game	Assists/game	Turnovers/game	Assist/Turnover ratio	Steals/game	Blocks/game
3	2.8	0.7	33.3	0.0	0.0	0.7	0.3	0.3	1.0	0.3	0.0

Career Miscellaneous Stats

10-19 Points0
20-29 Points0
30+ Points0
5-9 Rebounds.....0
10+ Rebounds.....0
Games With a 3-Pointer0
Games With an Assist1
Games With a Steal.....1
Games With a Block.....0
Double-Doubles0

Season Highlights

- » Made first-career appearance and scored a field goal in Nov. 17 win over Peru State
- » Dished first-career assist in Nov. 21 win against Georgia State

Other Notables

- » Redshirted during 2024-25 season
- » Attended both Bellevue West and Fremont High during prep career
- » Helped Bellevue West claim Nebraska Class A Championship in 2024; teammate of current SDSU freshman Jaden Jackson
- » Had a season-high 26-point performance behind 8 3-pointers in a January 2024 victory for the Thunderbirds
- » An honorable mention on the All-Metro Team by The Omaha World Herald
- » Oldest sister, Rylie, was a three-year standout for the Jackrabbit women's basketball team
- » Brother in law, Christian Rozeboom, played football at SDSU and is a member of the Carolina Panthers

CAREER STATS

				Field Goals		3-Point		F-Throws		Rebounds									Scoring	
SEASON	TEAM	GP-GS	MIN/AVG	FG-FGA	FG%	3FG-3FGA	3FG%	FT-FTA	FT%	OFF	DEF	TOT	AVG	PF-FO	A	TO	BLK	STL	PTS	AVG
2025-26	SDSU	3-0	8/2.8	1-3	.333	0-2	.000	0-0	.000	0	2	2	0.7	0-0	1	1	0	1	2	0.7
TOTAL		3-0	8/2.8	1-3	.333	0-2	.000	0-0	.000	0	2	2	0.7	0-0	1	1	0	1	2	0.7



34 DAMON WILKINSON

Sophomore | Center | 6-10 | 245
De Smet, S.D. | De Smet H.S.

Career Highs

Same
Same
Same
Same
Same
Same
Same
Same
Same
Same
Same

Points
FGM
FGA
3FGM
3FGA
FTM
FTA
Rebs
Assists
Steals
Blocks
Minutes

Season Highs

24 (2x), previous at Omaha, 1/28/26
10, at Omaha, 1/28/26
13, vs. Omaha, 1/1/26
0
0
10, vs. Omaha, 1/1/26
13, vs. Omaha, 1/1/26
19, vs. Omaha, 1/1/26
3 (3x) previous vs. Omaha, 1/1/26
2, vs. Wyoming, 12/15/25
3 (3x), previous at NDSU, 1/14/26
33, at North Dakota, 1/3/26

GAME-BY-GAME STATS

Opponent	Date	GS	MIN	Total		3-Pointers		Free throws		Rebounds				PF	A	TO	BLK	STL	PTS	AVG
				FG-FGA	PCT	3FG-3FGA	PCT	FT-FTA	PCT	OFF	DEF	TOT	AVG							
vs Merrimack	11/03/2025	*	19:02	3-7	.429	0-0	.000	4-5	.800	2	5	7	7.0	2	1	1	0	0	10	10.0
Dakota St.	11/06/2025	*	16:03	1-3	.333	0-0	.000	4-4	1.000	1	3	4	5.5	0	0	1	1	0	6	8.0
at UNI	11/09/2025		25:28	7-8	.875	0-0	.000	2-3	.667	3	7	10	7.0	3	2	2	1	0	16	10.7
at Oregon	11/12/2025		18:57	2-7	.286	0-0	.000	4-6	.667	0	1	1	5.5	5	1	2	0	0	8	10.0
Peru St.	11/17/2025		17:12	5-7	.714	0-0	.000	4-4	1.000	3	5	8	6.0	2	1	2	2	0	14	10.8
Georgia St.	11/21/2025		13:16	6-6	1.000	0-0	.000	5-6	.833	2	5	7	6.2	4	1	0	0	0	17	11.8
vs Utah Valley	11/25/2025		26:32	2-7	.286	0-0	.000	4-4	1.000	2	5	7	6.3	2	0	2	0	1	8	11.3
vs UC Irvine	11/26/2025		17:40	2-4	.500	0-0	.000	1-2	.500	2	2	4	6.0	4	0	4	0	1	5	10.5
at Northern Ariz.	12/03/2025		25:41	4-6	.667	0-0	.000	5-7	.714	2	3	5	5.9	2	2	1	1	0	13	10.8
Idaho	12/06/2025		22:07	6-9	.667	0-0	.000	4-6	.667	3	4	7	6.0	3	2	1	0	0	16	11.3
at Ball St.	12/09/2025		22:44	7-12	.583	0-0	.000	0-2	.000	1	7	8	6.2	4	1	1	3	0	14	11.5
Dakota Wesleyan	12/12/2025		20:53	7-10	.700	0-0	.000	1-3	.333	4	7	11	6.6	0	3	2	1	0	15	11.8
vs Wyoming	12/15/2025		23:09	3-9	.333	0-0	.000	6-7	.857	2	1	3	6.3	3	0	0	1	2	12	11.8
vs Milwaukee	12/19/2025		16:35	8-10	.800	0-1	.000	2-2	1.000	3	1	4	6.1	3	0	3	0	0	18	12.3
at Arizona	12/29/2025		25:03	3-8	.375	0-0	.000	5-7	.714	1	3	4	6.0	2	3	1	1	0	11	12.2
Omaha	01/01/2026	*	29:35	7-13	.538	0-0	.000	10-13	.769	8	11	19	6.8	1	3	1	3	1	24	12.9
at North Dakota	01/03/2026	*	32:54	3-6	.500	0-0	.000	5-8	.625	6	2	8	6.9	2	1	3	1	0	11	12.8
Denver	01/08/2026	*	28:51	8-11	.727	0-0	.000	3-4	.750	2	7	9	7.0	2	1	1	1	0	19	13.2
at North Dakota St.	01/14/2026	*	26:35	4-7	.571	0-0	.000	2-3	.667	1	4	5	6.9	1	2	1	3	0	10	13.0
Kansas City	01/17/2026	*	20:49	5-10	.500	0-0	.000	1-1	1.000	0	3	3	6.7	4	1	2	0	1	11	12.9
at St. Thomas (MN)	01/22/2026	*	24:40	4-8	.500	0-0	.000	2-4	.500	0	7	7	6.7	3	2	1	0	0	10	12.8
at Omaha	01/28/2026	*	27:01	10-11	.909	0-0	.000	4-7	.571	3	1	4	6.6	3	1	2	0	0	24	13.3
Oral Roberts	01/31/2026	*	25:07	6-10	.600	0-0	.000	0-0	.000	1	5	6	6.6	2	2	1	2	1	12	13.2
Totals			10 525:54	113-189	.598	0-1	.000	78-108	.722	52	99	151	6.6	57	30	35	21	7	304	13.2

Player Averages

Games Played	Minutes/game	Points/game	FG Pct	3FG Pct	FT Pct	Rebounds/game	Assists/game	Turnovers/game	Assist/Turnover ratio	Steals/game	Blocks/game
23	22.9	13.2	59.8	0.0	72.2	6.6	1.3	1.5	0.9	0.3	0.9

Career Miscellaneous Stats

10-19 Points20
20-29 Points2
30+ Points0
5-9 Rebounds16
10+ Rebounds3
Games With a 3-Pointer0
Games With an Assist31
Games With a Steal8
Games With a Block19
Double-Doubles3

Season Highlights

- » Came off bench for first time and set then career high in PTS (16), REB (10) & MIN (26) at UNI on Nov. 9
- » Career-high 24 PTS, 19 REB, 30 MIN in Jan. 1 win over Omaha; first start since 2nd game of season
- » Another 24 pts at Omaha on Jan. 28
- » One of 3 Jacks ever to record 19 REB in DI era (Mike Daum, Oscar Cluff)
- » 3 double-doubles all this season
- » 19 double-digit scoring efforts this year, 17 in last 19 appearances

Other Notables

- » Played in 27 of team's 32 games during 2024-25 slate; had 3 double-digit scoring performances
- » Redshirted during SDSU's 2023-24 championship season
- » A 2023 graduate of De Smet High
- » Helped De Smet claim SD Class B championships for 3 straight seasons
- » Recorded nearly 1,200 points and a school record of 785 rebounds during prep career
- » Averaged 22 PPG, 13 RPG & 2 BPG as a senior; Named the Dakota Valley Conference MVP in 2023
- » A First Team All-State honoree as a senior and Second Teamer as a junior
- » A standout in football at De Smet
- » Father played football at SDSU while mother is an Athletics Hall of Famer for Augustana in women's basketball

CAREER STATS

				Field Goals		3-Point		F-Throws		Rebounds									Scoring	
SEASON	TEAM	GP-GS	MIN/AVG	FG-FGA	FG%	3FG-3FGA	3FG%	FT-FTA	FT%	OFF	DEF	TOT	AVG	PF-FO	A	TO	BLK	STL	PTS	AVG
2024-25	SDSU	27-0	270/10.0	55-94	.585	0-0	.000	22-34	.647	27	39	66	2.4	37-0	18	28	7	2	132	4.9
2025-26	SDSU	23-10	526/22.9	113-189	.598	0-1	.000	78-108	.722	52	99	151	6.6	57-1	30	35	21	7	304	13.2
TOTAL		50-10	796/15.9	168-283	.594	0-1	.000	100-142	.704	79	138	217	4.3	94-1	48	63	28	9	436	8.7



35 ALEC SQUIRES

R-Freshman | Center | 6-10 | 245
Volga, S.D. | Sioux Valley H.S.

Career Highs

Same	Points
Same	FGM
Same	FGA
Same	3FGM
Same	3FGA
Same	FTM
Same	FTA
Same	Rebs
Same	Assists
Same	Steals
Same	Blocks
Same	Minutes

Season Highs

14, vs. Kansas City, 1/17/26
6, vs. Kansas City, 1/17/26
6 (2x), previous vs. Kansas City, 1/17/26
0
0
4 (2x), previous vs. Wyoming, 12/15/25
5 (2x), previous vs. Kansas City, 1/17/26
10, vs. Dakota State, 11/6/25
4, vs. Georgia State, 11/21/25
3, vs. Kansas City, 1/17/26
2, vs. Merrimack, 11/3/25
24, vs. Dakota State, 11/6/25

GAME-BY-GAME STATS

Opponent	Date	GS	MIN	Total		3-Pointers		Free throws		Rebounds				PF	A	TO	BLK	STL	PTS	AVG
				FG-FGA	PCT	3FG-3FGA	PCT	FT-FTA	PCT	OFF	DEF	TOT	AVG							
vs Merrimack	11/03/2025		13:49	1-1	1.000	0-0	.000	1-3	.333	2	0	2	2.0	2	1	0	2	0	3	3.0
Dakota St.	11/06/2025		23:57	2-4	.500	0-0	.000	0-2	.000	4	6	10	6.0	2	2	0	1	1	4	3.5
at UNI	11/09/2025	*	14:32	1-1	1.000	0-0	.000	1-3	.333	2	5	7	6.3	3	0	0	1	0	3	3.3
at Oregon	11/12/2025	*	11:40	0-0	.000	0-0	.000	0-0	.000	0	0	0	4.8	4	1	0	0	1	0	2.5
Peru St.	11/17/2025	*	19:42	5-5	1.000	0-0	.000	3-3	1.000	4	4	8	5.4	1	2	3	0	0	13	4.6
Georgia St.	11/21/2025	*	21:37	3-3	1.000	0-0	.000	2-5	.400	1	2	3	5.0	3	4	0	0	0	8	5.2
vs Utah Valley	11/25/2025	*	11:17	0-1	.000	0-0	.000	0-0	.000	1	3	4	4.9	1	0	1	0	0	0	4.4
vs UC Irvine	11/26/2025	*	22:20	2-5	.400	0-0	.000	0-0	.000	0	3	3	4.6	3	2	1	0	2	4	4.4
at Northern Ariz.	12/03/2025	*	13:16	1-4	.250	0-0	.000	1-3	.333	2	4	6	4.8	2	0	2	0	0	3	4.2
Idaho	12/06/2025	*	17:53	3-6	.500	0-0	.000	2-2	1.000	0	4	4	4.7	3	1	1	0	0	8	4.6
at Ball St.	12/09/2025	*	16:38	2-4	.500	0-0	.000	4-4	1.000	2	1	3	4.5	2	1	2	0	0	8	4.9
Dakota Wesleyan	12/12/2025	*	15:50	1-1	1.000	0-0	.000	1-4	.250	3	3	6	4.7	2	1	3	0	0	3	4.8
vs Wyoming	12/15/2025	*	16:55	1-3	.333	0-0	.000	4-4	1.000	0	1	1	4.4	1	0	2	0	0	6	4.8
vs Milwaukee	12/19/2025	*	15:59	0-1	.000	0-0	.000	2-4	.500	1	2	3	4.3	3	0	0	0	0	2	4.6
at Arizona	12/29/2025	*	14:57	1-4	.250	0-0	.000	2-2	1.000	2	1	3	4.2	0	1	2	0	0	4	4.6
Omaha	01/01/2026		09:46	1-1	1.000	0-0	.000	0-0	.000	0	1	1	4.0	0	0	0	0	0	2	4.4
at North Dakota	01/03/2026		12:06	3-3	1.000	0-0	.000	1-1	1.000	0	0	0	3.8	0	1	1	0	1	7	4.6
Denver	01/08/2026		10:36	1-1	1.000	0-0	.000	1-2	.500	2	1	3	3.7	1	0	1	0	0	3	4.5
at North Dakota St.	01/14/2026		13:25	1-2	.500	0-0	.000	0-0	.000	0	3	3	3.7	1	0	2	0	0	2	4.4
Kansas City	01/17/2026		19:11	6-6	1.000	0-0	.000	2-5	.400	2	3	5	3.8	2	1	2	0	3	14	4.9
at St. Thomas (MN)	01/22/2026		15:09	3-4	.750	0-0	.000	0-1	.000	0	3	3	3.7	2	1	0	0	0	6	4.9
at Omaha	01/28/2026		12:25	0-2	.000	0-0	.000	3-4	.750	4	2	6	3.8	3	0	1	1	0	3	4.8
Oral Roberts	01/31/2026		14:57	2-4	.500	0-0	.000	0-0	.000	0	0	0	3.7	1	0	1	0	0	4	4.8
Totals		13	357:57	40-66	.606	0-0	.000	30-52	.577	32	52	84	3.7	42	19	25	5	8	110	4.8

Player Averages

Games Played	Minutes/game	Points/game	FG Pct	3FG Pct	FT Pct	Rebounds/game	Assists/game	Turnovers/game	Assist/Turnover ratio	Steals/game	Blocks/game
23	15.6	4.8	60.6	0.0	57.7	3.7	0.8	1.1	0.8	0.3	0.2

Career Miscellaneous Stats

10-19 Points2
20-29 Points0
30+ Points0
5-9 Rebounds4
10+ Rebounds1
Games With a 3-Pointer0
Games With an Assist13
Games With a Steal5
Games With a Block4
Double-Doubles0

Season Highlights

- » Made collegiate debut off bench in November 3 season-opening victory over Merrimack
- » Set career-high 10 rebounds in 24 minutes in Nov. 6 win over DSU
- » Made first-career start in Nov. 9 game at Northern Iowa
- » Scored then career-best 13 points (5-5 FG) in 20 mins against Peru State
- » Scored career-high 14 points (6-6 FG) & had career-best 3 steals in Jan. 17 win over Kansas City

Other Notables

- » Redshirted during 2024-25 season
- » A back-to-back All-State performer for Sioux Valley High School
- » Completed prep career averaging a double-double which included senior season averages of 21 points and 10 rebounds per game
- » Chosen as the 2024 South Dakota Boys Basketball Player of the Year by KELOLAND, Brookings Register, SDBCA and Sanford Sports
- » A three-time letterwinner that made three state tournament appearances for the Cossacks
- » Surpassed 1,000-point scoring mark as a senior; Set program record for career field goals, single-season field goals and dunks
- » Both parents attended SDSU

CAREER STATS

				Field Goals		3-Point		F-Throws		Rebounds										Scoring	
SEASON	TEAM	GP-GS	MIN/AVG	FG-FGA	FG%	3FG-3FGA	3FG%	FT-FTA	FT%	OFF	DEF	TOT	AVG	PF-FO	A	TO	BLK	STL	PTS	AVG	
2025-26	SDSU	23-13	358/15.6	40-66	.606	0-0	.000	30-52	.577	32	52	84	3.7	42-0	19	25	5	8	110	4.8	
TOTAL		23-13	358/15.6	40-66	.606	0-0	.000	30-52	.577	32	52	84	3.7	42-0	19	25	5	8	110	4.8	



SEASON OVERALL STATS

Game Records

Record	Overall	Home	Away	Neutral
ALL GAMES	11-12	8-1	2-7	1-4
CONFERENCE	4-4	4-0	0-4	0-0
NON-CONFERENCE	7-8	4-1	2-3	1-4

Score by Periods

Team	1st	2nd	OT	TOT
South Dakota St.	840	921	8	1769
Opponents	792	864	11	1667

Team Box Score

No.	Player				Total		3-Point		F-Throw		Rebounds											
		GP-GS	MIN	AVG	FG-FGA	FG%	3FG-3FGA	3FG%	FT-FTA	FT%	OFF	DEF	TOT	AVG	PF	DQ	A	TO	BLK	STL	PTS	AVG
3	SAYLER, Joe	23-23	709:53	30.9	109-252	.433	47-115	.409	46-55	.836	8	70	78	3.4	30	0	52	39	4	11	311	13.5
34	WILKINSON, Damon	23-10	525:54	22.9	113-189	.598	0-1	.000	78-108	.722	52	99	151	6.6	57	1	30	35	21	7	304	13.2
14	JACKSON, Jaden	23-23	725:04	31.5	102-257	.397	48-146	.329	47-61	.770	16	87	103	4.5	43	0	64	39	3	37	299	13.0
10	GARRY, Kalen	23-23	666:10	29.0	91-210	.433	46-117	.393	26-44	.591	24	89	113	4.9	53	0	77	34	3	17	254	11.0
11	MORS, Matthew	23-23	584:40	25.4	67-139	.482	15-56	.268	28-37	.757	34	59	93	4.0	53	0	25	21	14	25	177	7.7
0	BUCHANAN, Trey	9-0	131:50	14.6	23-42	.548	14-32	.438	6-6	1.000	2	8	10	1.1	11	0	8	14	0	6	66	7.3
12	ALVAREZ, Bubz	19-0	286:35	15.1	35-71	.493	4-19	.211	19-34	.559	19	29	48	2.5	28	0	21	17	1	14	93	4.9
35	SQUIRES, Alec	23-13	357:57	15.6	40-66	.606	0-0	.000	30-52	.577	32	52	84	3.7	42	0	19	25	5	8	110	4.8
2	HAERTLE, Luke	22-0	279:31	12.7	28-73	.384	3-22	.136	17-32	.531	20	28	48	2.2	19	0	27	22	3	9	76	3.5
6	ROGERS, Jaden	13-0	126:33	9.7	12-24	.500	4-15	.267	3-4	.750	4	19	23	1.8	14	0	2	2	3	3	31	2.4
5	DELZELL, Caleb	20-0	209:00	10.5	15-37	.405	8-20	.400	1-4	.250	11	30	41	2.1	28	0	16	8	1	4	39	2.0
23	BURTON JR., Andrell	4-0	13:30	3.4	3-4	.750	0-1	.000	1-3	.333	2	3	5	1.3	5	0	1	3	1	2	7	1.8
33	CASCIO JENSEN, Jadyn	3-0	08:24	2.8	1-3	.333	0-2	.000	0-0	.000	0	2	2	0.7	0	0	1	1	0	1	2	0.7
Team											33	31	64					7				
Total		23	4625		639-1367	.467	189-546	.346	302-440	.686	257	606	863	37.5	383	1	343	267	59	144	1769	76.9
Opponents		23	4625		570-1344	.424	205-630	.325	322-440	.732	216	548	764	33.2	409	5	313	257	66	167	1667	72.5

Team Statistics

	SDSU	OPP
Scoring	1769	1667
Points per game	76.9	72.5
Scoring margin	+4.4	-
Field goals-att	639-1367	570-1344
Field goal pct	.467	.424
3 point fg-att	189-546	205-630
3-point FG pct	.346	.325
3-pt FG made per game	8.2	8.9
Free throws-att	302-440	322-440
Free throw pct	.686	.732
F-Throws made per game	13.1	14.0
Rebounds	863	764
Rebounds per game	37.5	33.2
Rebounding margin	+4.3	-
Assists	343	313
Assists per game	14.9	13.6
Turnovers	267	257
Turnovers per game	11.6	11.2
Turnover margin	-0.4	-
Assist/turnover ratio	1.3	1.2
Steals	144	167
Steals per game	6.3	7.3
Blocks	59	66
Blocks per game	2.6	2.9
Winning streak	1	-
Home win streak	5	-
Attendance	22260	36955
Home games-Avg/Game	9-2473	9-4106
Neutral site-Avg/Game	-	5-2258

Team Results

Date	Opponent		Score	Att.
11/03/2025	vs Merrimack	W	75-66	1784
11/06/2025	Dakota St.	W	68-62	1887
11/09/2025	at UNI	L	58-65	3657
11/12/2025	at Oregon	L	69-83	5019
11/17/2025	Peru St.	W	94-46	1707
11/21/2025	Georgia St.	W	105-58	2641
11/25/2025	vs Utah Valley	L	52-75	300
11/26/2025	vs UC Irvine	L	52-64	400
12/03/2025	at Northern Ariz.	W	75-62	453
12/06/2025	Idaho	L	81-84	1235
12/09/2025	at Ball St.	W	68-64	2412
12/12/2025	Dakota Wesleyan	W	94-62	1653
12/15/2025	vs Wyoming	L	72-87	1477
12/19/2025	vs Milwaukee	L	87-88	7328
12/29/2025	at Arizona	L	71-99	14501
01/01/2026	Omaha	W	84-69	3542
01/03/2026	at North Dakota	Lot	87-90	1966
01/08/2026	Denver	W	87-79	2127
01/14/2026	at North Dakota St.	L	65-76	3313
01/17/2026	Kansas City	W	90-62	4451
01/22/2026	at St. Thomas (MN)	L	69-74	2322
01/28/2026	at Omaha	L	71-80	3312
01/31/2026	Oral Roberts	W	95-72	3017



SUMMIT LEAGUE STATS

Game Records

Record	Overall	Home	Away	Neutral
ALL GAMES	4-4	4-0	0-4	0-0
CONFERENCE	4-4	4-0	0-4	0-0
NON-CONFERENCE	0-0	0-0	0-0	0-0

Score by Periods

Team	1st	2nd	OT	TOT
South Dakota St.	297	343	8	648
Opponents	292	299	11	602

Team Box Score

No.	Player				Total		3-Point		F-Throw		Rebounds													
		GP-GS	MIN	AVG	FG-FGA	FG%	3FG-3FGA	3FG%	FT-FTA	FT%	OFF	DEF	TOT	AVG	PF	DQ	A	TO	BLK	STL	PTS	AVG		
3	SAYLER, Joe	8-8	275:15	34.4	54-111	.486	22-45	.489	17-20	.850	2	30	32	4.0	10	0	13	17	3	1	147	18.4		
34	WILKINSON, Damon	8-8	215:32	26.9	47-76	.618	0-0	.000	27-40	.675	21	40	61	7.6	18	0	13	12	10	3	121	15.1		
14	JACKSON, Jaden	8-8	273:34	34.2	34-93	.366	16-55	.291	18-23	.783	7	38	45	5.6	11	0	30	12	2	15	102	12.8		
10	GARRY, Kalen	8-8	260:18	32.5	34-80	.425	12-40	.300	9-14	.643	8	28	36	4.5	23	0	36	13	1	5	89	11.1		
11	MORS, Matthew	8-8	216:01	27.0	29-50	.580	6-17	.353	9-11	.818	15	24	39	4.9	19	0	10	5	4	9	73	9.1		
12	ALVAREZ, Bubz	8-0	128:58	16.1	17-30	.567	3-7	.429	13-20	.650	7	16	23	2.9	16	0	8	9	0	6	50	6.3		
35	SQUIRES, Alec	8-0	107:35	13.4	17-23	.739	0-0	.000	7-13	.538	8	13	21	2.6	10	0	3	8	1	4	41	5.1		
2	HAERTLE, Luke	7-0	46:46	6.7	4-12	.333	1-4	.250	2-4	.500	4	4	8	1.1	5	0	6	4	1	4	11	1.6		
5	DELZELL, Caleb	6-0	47:55	8.0	3-8	.375	2-7	.286	0-1	.000	2	7	9	1.5	8	0	3	3	1	0	8	1.3		
6	ROGERS, Jaden	5-0	53:07	10.6	3-7	.429	0-4	.000	0-0	.000	3	9	12	2.4	10	0	1	0	2	3	6	1.2		
Team											16	8	24					4						
Total		8	1625		242-490	.494	62-179	.346	102-146	.699	93	217	310	38.8	130	0	123	87	25	50	648	81.0		
Opponents		8	1625		206-488	.422	76-230	.330	114-150	.760	81	182	263	32.9	132	0	102	73	19	59	602	75.3		

Team Statistics

	SDSU	OPP
Scoring	648	602
Points per game	81.0	75.3
Scoring margin	+5.8	-
Field goals-att	242-490	206-488
Field goal pct	.494	.422
3 point fg-att	62-179	76-230
3-point FG pct	.346	.330
3-pt FG made per game	7.8	9.5
Free throws-att	102-146	114-150
Free throw pct	.699	.760
F-Throws made per game	12.8	14.3
Rebounds	310	263
Rebounds per game	38.8	32.9
Rebounding margin	+5.9	-
Assists	123	102
Assists per game	15.4	12.8
Turnovers	87	73
Turnovers per game	10.9	9.1
Turnover margin	-1.8	-
Assist/turnover ratio	1.4	1.4
Steals	50	59
Steals per game	6.3	7.4
Blocks	25	19
Blocks per game	3.1	2.4
Winning streak	1	-
Home win streak	4	-
Attendance	13137	10913
Home games-Avg/Game	4-3284	4-2728
Neutral site-Avg/Game	-	0-0

Team Results

Date	Opponent		Score	Att.
01/01/2026	Omaha	W	84-69	3542
01/03/2026	at North Dakota	Lot	87-90	1966
01/08/2026	Denver	W	87-79	2127
01/14/2026	at North Dakota St.	L	65-76	3313
01/17/2026	Kansas City	W	90-62	4451
01/22/2026	at St. Thomas (MN)	L	69-74	2322
01/28/2026	at Omaha	L	71-80	3312
01/31/2026	Oral Roberts	W	95-72	3017



SOUTH DAKOTA STATE GAME-BY-GAME

				Total		3-Pointers		Free throws		Rebounds											
Opponent	Date	Score		FG-FGA	PCT	3FG-3FGA	PCT	FT-FTA	PCT	OFF	DEF	TOT	AVG	PF	A	TO	BLK	STL	PTS	AVG	
vs Merrimack	11/03/2025	75-66	W	24-57	.421	7-18	.389	20-26	.769	14	30	44	44.0	18	17	14	4	4	75	75.0	
Dakota St.	11/06/2025	68-62	W	25-51	.490	9-23	.391	9-16	.563	10	24	34	39.0	10	9	15	2	11	68	71.5	
at UNI	11/09/2025	58-65	L	22-51	.431	5-22	.227	9-14	.643	12	27	39	39.0	20	10	17	2	5	58	67.0	
at Oregon	11/12/2025	69-83	L	26-59	.441	8-25	.320	9-14	.643	7	26	33	37.5	19	8	11	0	6	69	67.5	
Peru St.	11/17/2025	94-46	W	34-68	.500	9-27	.333	17-21	.810	18	34	52	40.4	13	23	8	3	7	94	72.8	
Georgia St.	11/21/2025	105-58	W	37-60	.617	14-30	.467	17-22	.773	9	34	43	40.8	21	28	10	0	7	105	78.2	
vs Utah Valley	11/25/2025	52-75	L	18-54	.333	4-26	.154	12-16	.750	13	20	33	39.7	16	7	21	3	8	52	74.4	
vs UC Irvine	11/26/2025	52-64	L	19-60	.317	4-23	.174	10-17	.588	9	24	33	38.9	20	8	15	1	9	52	71.6	
at Northern Ariz.	12/03/2025	75-62	W	24-57	.421	9-29	.310	18-25	.720	12	29	41	39.1	17	14	11	1	10	75	72.0	
Idaho	12/06/2025	81-84	L	26-55	.473	5-15	.333	24-33	.727	7	23	30	38.2	22	8	5	0	4	81	72.9	
at Ball St.	12/09/2025	68-64	W	26-57	.456	8-19	.421	8-11	.727	11	27	38	38.2	15	18	11	5	2	68	72.5	
Dakota Wesleyan	12/12/2025	94-62	W	35-63	.556	12-29	.414	12-23	.522	14	37	51	39.3	7	24	12	5	6	94	74.3	
vs Wyoming	12/15/2025	72-87	L	22-55	.400	10-26	.385	18-24	.750	7	14	21	37.8	18	8	7	2	4	72	74.1	
vs Milwaukee	12/19/2025	87-88	L	33-66	.500	13-33	.394	8-15	.533	12	19	31	37.4	18	22	9	3	3	87	75.0	
at Arizona	12/29/2025	71-99	L	26-64	.406	10-22	.455	9-17	.529	9	21	30	36.9	19	16	14	3	8	71	74.7	
Omaha	01/01/2026	84-69	W	31-65	.477	5-22	.227	17-21	.810	15	37	52	37.8	15	15	10	6	2	84	75.3	
at North Dakota	01/03/2026	87-90	Lot	29-60	.483	11-26	.423	18-23	.783	13	19	32	37.5	17	15	13	1	6	87	76.0	
Denver	01/08/2026	87-79	W	31-62	.500	6-18	.333	19-25	.760	14	27	41	37.7	15	15	9	2	4	87	76.6	
at North Dakota St.	01/14/2026	65-76	L	24-55	.436	9-26	.346	8-12	.667	7	24	31	37.3	14	11	11	3	7	65	76.0	
Kansas City	01/17/2026	90-62	W	37-60	.617	7-18	.389	9-15	.600	10	26	36	37.3	13	21	9	4	10	90	76.7	
at St. Thomas (MN)	01/22/2026	69-74	L	28-60	.467	7-22	.318	6-13	.462	10	24	34	37.1	19	16	13	2	9	69	76.3	
at Omaha	01/28/2026	71-80	L	24-61	.393	5-26	.192	18-25	.720	14	25	39	37.2	18	10	12	3	5	71	76.1	
Oral Roberts	01/31/2026	95-72	W	38-67	.567	12-21	.571	7-12	.583	10	35	45	37.5	19	20	10	4	7	95	76.9	
Total		1769		639-1367	.467	189-546	.346	302-440	.686	257	606	863	37.5	383	343	267	59	144	1769	76.9	
Opponents		1667		570-1344	.424	205-630	.325	322-440	.732	216	548	764	33.2	409	313	257	66	167	1667	72.5	

South Dakota St. Averages

Games Played	Points/game	FG Pct	3FG Pct	FT Pct	Rebounds/game	Assists/game	Turnovers/game	Assist/Turnover ratio	Steals/game	Blocks/game
23	76.9	46.7	34.6	68.6	37.5	14.9	11.6	1.3	6.3	2.6



OPPONENT GAME-BY-GAME

				Total		3-Pointers		Free throws		Rebounds											
Opponent	Date	Score		FG-FGA	PCT	3FG-3FGA	PCT	FT-FTA	PCT	OFF	DEF	TOT	AVG	PF	A	TO	BLK	STL	PTS	AVG	
vs Merrimack	11/03/2025	75-66	W	18-56	.321	8-29	.276	22-27	.815	9	22	31	31.0	21	9	11	6	8	66	66.0	
Dakota St.	11/06/2025	68-62	W	23-54	.426	8-24	.333	8-11	.727	9	19	28	29.5	16	15	16	1	9	62	64.0	
at UNI	11/09/2025	58-65	L	24-49	.490	6-18	.333	11-20	.550	5	18	23	27.3	15	13	11	5	8	65	64.3	
at Oregon	11/12/2025	69-83	L	28-62	.452	15-40	.375	12-16	.750	8	29	37	29.8	14	16	10	3	7	83	69.0	
Peru St.	11/17/2025	94-46	W	18-53	.340	8-24	.333	2-8	.250	5	19	24	28.6	19	10	15	1	4	46	64.4	
Georgia St.	11/21/2025	105-58	W	17-51	.333	6-32	.188	18-27	.667	4	18	22	27.5	21	10	12	1	6	58	63.3	
vs Utah Valley	11/25/2025	52-75	L	29-62	.468	8-24	.333	9-11	.818	13	25	38	29.0	17	16	16	5	15	75	65.0	
vs UC Irvine	11/26/2025	52-64	L	19-49	.388	5-21	.238	21-28	.750	8	34	42	30.6	16	9	20	6	9	64	64.9	
at Northern Ariz.	12/03/2025	75-62	W	22-54	.407	7-24	.292	11-19	.579	7	26	33	30.9	22	14	13	3	7	62	64.6	
Idaho	12/06/2025	81-84	L	26-53	.491	11-28	.393	21-29	.724	7	27	34	31.2	24	11	9	1	2	84	66.5	
at Ball St.	12/09/2025	68-64	W	22-61	.361	6-27	.222	14-20	.700	13	22	35	31.5	17	18	7	3	10	64	66.3	
Dakota Wesleyan	12/12/2025	94-62	W	23-65	.354	11-36	.306	5-8	.625	7	21	28	31.3	19	16	9	2	7	62	65.9	
vs Wyoming	12/15/2025	72-87	L	30-56	.536	10-24	.417	17-20	.850	9	29	38	31.8	22	12	11	1	4	87	67.5	
vs Milwaukee	12/19/2025	87-88	L	32-69	.464	11-26	.423	13-15	.867	19	24	43	32.6	19	16	10	1	3	88	69.0	
at Arizona	12/29/2025	71-99	L	33-62	.532	9-23	.391	24-31	.774	12	33	45	33.4	15	26	14	8	9	99	71.0	
Omaha	01/01/2026	84-69	W	23-64	.359	9-31	.290	14-19	.737	7	22	29	33.1	18	13	4	0	8	69	70.9	
at North Dakota	01/03/2026	87-90	Lot	31-67	.463	12-35	.343	16-18	.889	17	21	38	33.4	19	16	10	3	10	90	72.0	
Denver	01/08/2026	87-79	W	30-69	.435	9-24	.375	10-15	.667	14	20	34	33.4	19	10	8	2	6	79	72.4	
at North Dakota St.	01/14/2026	65-76	L	26-56	.464	14-31	.452	10-12	.833	6	25	31	33.3	13	13	9	1	10	76	72.6	
Kansas City	01/17/2026	90-62	W	23-58	.397	7-23	.304	9-13	.692	11	17	28	33.1	14	12	11	3	4	62	72.1	
at St. Thomas (MN)	01/22/2026	69-74	L	24-52	.462	8-26	.308	18-24	.750	7	27	34	33.1	13	15	14	2	8	74	72.1	
at Omaha	01/28/2026	71-80	L	28-59	.475	6-24	.250	18-22	.818	8	27	35	33.2	19	11	8	3	8	80	72.5	
Oral Roberts	01/31/2026	95-72	W	21-63	.333	11-36	.306	19-27	.704	11	23	34	33.2	17	12	9	5	5	72	72.5	
Total		1667		570-1344	.424	205-630	.325	322-440	.732	216	548	764	33.2	409	313	257	66	167	1667	72.5	
South Dakota St.		1769		639-1367	.467	189-546	.346	302-440	.686	257	606	863	37.5	383	343	267	59	144	1769	76.9	

Opponents Averages

Games Played	Points/game	FG Pct	3FG Pct	FT Pct	Rebounds/game	Assists/game	Turnovers/game	Assist/Turnover ratio	Steals/game	Blocks/game
23	72.5	42.4	32.5	73.2	33.2	13.6	11.2	1.2	7.3	2.9



INDIVIDUAL HIGHS BREAKDOWN

POINTS	27	Joe Sayler at North Dakota (01/03/2026)
	24	Joe Sayler vs Oral Roberts (01/31/2026)
	24	Jaden Jackson vs Oral Roberts (01/31/2026)
	24	Damon Wilkinson at Omaha (01/28/2026)
	24	Joe Sayler at St. Thomas (MN) (01/22/2026)
	24	Damon Wilkinson vs Omaha (01/01/2026)
	24	Trey Buchanan vs Peru St. (11/17/2025)
FIELD GOALS MADE	10	Damon Wilkinson at Omaha (01/28/2026)
	10	Joe Sayler at St. Thomas (MN) (01/22/2026)
FIELD GOAL ATTEMPTS	19	Joe Sayler at North Dakota (01/03/2026)
	18	Jaden Jackson vs Oral Roberts (01/31/2026)
	18	Jaden Jackson vs Milwaukee (N) (12/19/2025)
	18	Jaden Jackson vs Merrimack (N) (11/03/2025)
FIELD GOAL PERCENTAGE (min 5 made)	1.000 (6-6)	Alec Squires vs Kansas City (01/17/2026)
	1.000 (6-6)	Damon Wilkinson vs Georgia St. (11/21/2025)
	1.000 (5-5)	Matthew Mors at St. Thomas (MN) (01/22/2026)
	1.000 (5-5)	Alec Squires vs Peru St. (11/17/2025)
3 PT FG MADE	5	Jaden Jackson vs Oral Roberts (01/31/2026)
	5	Kalen Garry at Omaha (01/28/2026)
	5	Joe Sayler vs Kansas City (01/17/2026)
	5	Joe Sayler at North Dakota (01/03/2026)
	5	Jaden Jackson at North Dakota (01/03/2026)
	5	Kalen Garry vs Dakota Wesleyan (12/12/2025)
	5	Trey Buchanan vs Georgia St. (11/21/2025)
	5	Trey Buchanan vs Peru St. (11/17/2025)
3 PT FG ATTEMPTS	11	Jaden Jackson vs Oral Roberts (01/31/2026)
	10	Jaden Jackson at North Dakota St. (01/14/2026)
	10	Jaden Jackson at Arizona (12/29/2025)
	10	Jaden Jackson at Arizona (12/29/2025)
3 PT FG PERCENTAGE (min 2 made)	1.000 (2-2)	Matthew Mors at St. Thomas (MN) (01/22/2026)
	1.000 (2-2)	Matthew Mors at North Dakota St. (01/14/2026)
	1.000 (2-2)	Matthew Mors at Ball St. (12/09/2025)
FREE THROWS MADE	10	Damon Wilkinson vs Omaha (01/01/2026)
	9	Joe Sayler vs Idaho (12/06/2025)
FREE THROW ATTEMPTS	13	Damon Wilkinson vs Omaha (01/01/2026)
	11	Joe Sayler vs Idaho (12/06/2025)
FREE THROW PERCENTAGE (min 3 made)	1.000 (8-8)	Jaden Jackson vs Denver (01/08/2026)
	1.000 (6-6)	Joe Sayler at Northern Ariz. (12/03/2025)
	1.000 (4-4)	Jaden Jackson vs Omaha (01/01/2026)
	1.000 (4-4)	Alec Squires vs Wyoming (N) (12/15/2025)
	1.000 (4-4)	Joe Sayler vs Wyoming (N) (12/15/2025)
	1.000 (4-4)	Joe Sayler vs Dakota Wesleyan (12/12/2025)
	1.000 (4-4)	Alec Squires at Ball St. (12/09/2025)
	1.000 (4-4)	Damon Wilkinson vs Utah Valley (N) (11/25/2025)
	1.000 (4-4)	Kalen Garry vs Peru St. (11/17/2025)
	1.000 (4-4)	Damon Wilkinson vs Peru St. (11/17/2025)
	1.000 (4-4)	Damon Wilkinson vs Dakota St. (11/06/2025)
	1.000 (3-3)	Joe Sayler vs Oral Roberts (01/31/2026)
	1.000 (3-3)	Kalen Garry at Omaha (01/28/2026)
	1.000 (3-3)	Joe Sayler vs Denver (01/08/2026)
	1.000 (3-3)	Matthew Mors at North Dakota (01/03/2026)
	1.000 (3-3)	Trey Buchanan vs UC Irvine (N) (11/26/2025)
	1.000 (3-3)	Trey Buchanan vs Peru St. (11/17/2025)
	1.000 (3-3)	Alec Squires vs Peru St. (11/17/2025)
REBOUNDS	19	Damon Wilkinson vs Omaha (01/01/2026)
	11	Matthew Mors vs Kansas City (01/17/2026)
	11	Damon Wilkinson vs Dakota Wesleyan (12/12/2025)
ASSISTS	8	Kalen Garry vs Milwaukee (N) (12/19/2025)
	7	Kalen Garry vs Oral Roberts (01/31/2026)
	7	Jaden Jackson at St. Thomas (MN) (01/22/2026)
	7	Joe Sayler vs Dakota Wesleyan (12/12/2025)
	7	Kalen Garry at Ball St. (12/09/2025)
STEALS	5	Jaden Jackson vs Oral Roberts (01/31/2026)
	4	Jaden Jackson at North Dakota St. (01/14/2026)
BLOCKED SHOTS	3	Damon Wilkinson at North Dakota St. (01/14/2026)
	3	Damon Wilkinson vs Omaha (01/01/2026)
	3	Damon Wilkinson at Ball St. (12/09/2025)
	3	Matthew Mors vs Utah Valley (N) (11/25/2025)
TURNOVERS	5	Kalen Garry vs Utah Valley (N) (11/25/2025)
	5	Matthew Mors vs Dakota St. (11/06/2025)



2025-26 JACKRABBIT BASKETBALL GAME NOTES

TEAM HIGH/LOW BREAKDOWN

South Dakota St. - Game Highs

POINTS	105	Georgia St. (11/21/2025)
	95	Oral Roberts (01/31/2026)
	94	Dakota Wesleyan (12/12/2025)
	94	Peru St. (11/17/2025)
	90	Kansas City (01/17/2026)
FIELD GOALS MADE	38	Oral Roberts (01/31/2026)
	37	Kansas City (01/17/2026)
	37	Georgia St. (11/21/2025)
FIELD GOAL ATTEMPTS	68	Peru St. (11/17/2025)
	67	Oral Roberts (01/31/2026)
FIELD GOAL PERCENTAGE	.617 (37-60)	Kansas City (01/17/2026)
	.617 (37-60)	Georgia St. (11/21/2025)
3 PT FG MADE	14	Georgia St. (11/21/2025)
	13	vs Milwaukee (N) (12/19/2025)
3 PT FG ATTEMPTS	33	vs Milwaukee (N) (12/19/2025)
	30	Georgia St. (11/21/2025)
3 PT FG PERCENTAGE	.571 (12-21)	Oral Roberts (01/31/2026)
	.467 (14-30)	Georgia St. (11/21/2025)
FREE THROWS MADE	24	Idaho (12/06/2025)
	20	vs Merrimack (N) (11/03/2025)
FREE THROW ATTEMPTS	33	Idaho (12/06/2025)
	26	vs Merrimack (N) (11/03/2025)
FREE THROW PERCENTAGE	.810 (17-21)	Omaha (01/01/2026)
	.810 (17-21)	Peru St. (11/17/2025)
REBOUNDS	52	Omaha (01/01/2026)
	52	Peru St. (11/17/2025)
ASSISTS	28	Georgia St. (11/21/2025)
	24	Dakota Wesleyan (12/12/2025)
STEALS	11	Dakota St. (11/06/2025)
	10	Kansas City (01/17/2026)
	10	at Northern Ariz. (12/03/2025)
BLOCKED SHOTS	6	Omaha (01/01/2026)
	5	Dakota Wesleyan (12/12/2025)
	5	at Ball St. (12/09/2025)
TURNOVERS	21	vs Utah Valley (N) (11/25/2025)
	17	at UNI (11/09/2025)
FOULS	22	Idaho (12/06/2025)
	21	Georgia St. (11/21/2025)

Opponent - Game Highs

POINTS	99	at Arizona (12/29/2025)
	90	at North Dakota (01/03/2026)
	88	vs Milwaukee (N) (12/19/2025)
	87	vs Wyoming (N) (12/15/2025)
	84	Idaho (12/06/2025)
FIELD GOALS MADE	33	at Arizona (12/29/2025)
	32	vs Milwaukee (N) (12/19/2025)
FIELD GOAL ATTEMPTS	69	Denver (01/08/2026)
	69	vs Milwaukee (N) (12/19/2025)
FIELD GOAL PERCENTAGE	.536 (30-56)	vs Wyoming (N) (12/15/2025)
	.532 (33-62)	at Arizona (12/29/2025)
3 PT FG MADE	15	at Oregon (11/12/2025)
	14	at North Dakota St. (01/14/2026)
3 PT FG ATTEMPTS	40	at Oregon (11/12/2025)
	36	Oral Roberts (01/31/2026)
	36	Dakota Wesleyan (12/12/2025)
3 PT FG PERCENTAGE	.452 (14-31)	at North Dakota St. (01/14/2026)
	.423 (11-26)	vs Milwaukee (N) (12/19/2025)
FREE THROWS MADE	24	at Arizona (12/29/2025)
	22	vs Merrimack (N) (11/03/2025)
FREE THROW ATTEMPTS	31	at Arizona (12/29/2025)
	29	Idaho (12/06/2025)
FREE THROW PERCENTAGE	.889 (16-18)	at North Dakota (01/03/2026)
	.867 (13-15)	vs Milwaukee (N) (12/19/2025)
REBOUNDS	45	at Arizona (12/29/2025)
	43	vs Milwaukee (N) (12/19/2025)
ASSISTS	26	at Arizona (12/29/2025)
	18	at Ball St. (12/09/2025)
STEALS	15	vs Utah Valley (N) (11/25/2025)
	10	at North Dakota St. (01/14/2026)
	10	at North Dakota (01/03/2026)
	10	at Ball St. (12/09/2025)
BLOCKED SHOTS	8	at Arizona (12/29/2025)
	6	vs UC Irvine (N) (11/26/2025)
	6	vs Merrimack (N) (11/03/2025)
TURNOVERS	20	vs UC Irvine (N) (11/26/2025)
	16	vs Utah Valley (N) (11/25/2025)
	16	Dakota St. (11/06/2025)
FOULS	24	Idaho (12/06/2025)
	22	vs Wyoming (N) (12/15/2025)
	22	at Northern Ariz. (12/03/2025)

South Dakota St. - Game Lows

POINTS	52	vs UC Irvine (N) (11/26/2025)
	52	vs Utah Valley (N) (11/25/2025)
	58	at UNI (11/09/2025)
	65	at North Dakota St. (01/14/2026)
	68	at Ball St. (12/09/2025)
	68	Dakota St. (11/06/2025)
FIELD GOALS MADE	18	vs Utah Valley (N) (11/25/2025)
	19	vs UC Irvine (N) (11/26/2025)
FIELD GOAL ATTEMPTS	51	at UNI (11/09/2025)
	51	Dakota St. (11/06/2025)
FIELD GOAL PERCENTAGE	.317 (19-60)	vs UC Irvine (N) (11/26/2025)
	.333 (18-54)	vs Utah Valley (N) (11/25/2025)
3 PT FG MADE	4	vs UC Irvine (N) (11/26/2025)
	4	vs Utah Valley (N) (11/25/2025)
3 PT FG ATTEMPTS	15	Idaho (12/06/2025)
	18	Kansas City (01/17/2026)
	18	Denver (01/08/2026)
	18	vs Merrimack (N) (11/03/2025)
3 PT FG PERCENTAGE	.154 (4-26)	vs Utah Valley (N) (11/25/2025)
	.174 (4-23)	vs UC Irvine (N) (11/26/2025)
FREE THROWS MADE	6	at St. Thomas (MN) (01/22/2026)
	7	Oral Roberts (01/31/2026)
FREE THROW ATTEMPTS	11	at Ball St. (12/09/2025)
	12	Oral Roberts (01/31/2026)
	12	at North Dakota St. (01/14/2026)
FREE THROW PERCENTAGE	.462 (6-13)	at St. Thomas (MN) (01/22/2026)
	.522 (12-23)	Dakota Wesleyan (12/12/2025)
REBOUNDS	21	vs Wyoming (N) (12/15/2025)
	30	at Arizona (12/29/2025)
	30	Idaho (12/06/2025)
ASSISTS	7	vs Utah Valley (N) (11/25/2025)
	8	vs Wyoming (N) (12/15/2025)
	8	Idaho (12/06/2025)
	8	vs UC Irvine (N) (11/26/2025)
	8	at Oregon (11/12/2025)
STEALS	2	Omaha (01/01/2026)
	2	at Ball St. (12/09/2025)
BLOCKED SHOTS	0	Idaho (12/06/2025)
	0	Georgia St. (11/21/2025)
	0	at Oregon (11/12/2025)
TURNOVERS	5	Idaho (12/06/2025)
	7	vs Wyoming (N) (12/15/2025)
FOULS	7	Dakota Wesleyan (12/12/2025)
	10	Dakota St. (11/06/2025)

Opponent - Game Lows

POINTS	46	Peru St. (11/17/2025)
	58	Georgia St. (11/21/2025)
	62	Kansas City (01/17/2026)
	62	Dakota Wesleyan (12/12/2025)
	62	at Northern Ariz. (12/03/2025)
	62	Dakota St. (11/06/2025)
FIELD GOALS MADE	17	Georgia St. (11/21/2025)
	18	Peru St. (11/17/2025)
	18	vs Merrimack (N) (11/03/2025)
FIELD GOAL ATTEMPTS	49	vs UC Irvine (N) (11/26/2025)
	49	at UNI (11/09/2025)
FIELD GOAL PERCENTAGE	.321 (18-56)	vs Merrimack (N) (11/03/2025)
	.333 (21-63)	Oral Roberts (01/31/2026)
	.333 (17-51)	Georgia St. (11/21/2025)
3 PT FG MADE	5	vs UC Irvine (N) (11/26/2025)
	6	at Omaha (01/28/2026)
	6	at Ball St. (12/09/2025)
	6	Georgia St. (11/21/2025)
	6	at UNI (11/09/2025)
3 PT FG ATTEMPTS	18	at UNI (11/09/2025)
	21	vs UC Irvine (N) (11/26/2025)
3 PT FG PERCENTAGE	.188 (6-32)	Georgia St. (11/21/2025)
	.222 (6-27)	at Ball St. (12/09/2025)
FREE THROWS MADE	2	Peru St. (11/17/2025)
	5	Dakota Wesleyan (12/12/2025)
FREE THROW ATTEMPTS	8	Dakota Wesleyan (12/12/2025)
	8	Peru St. (11/17/2025)
FREE THROW PERCENTAGE	.250 (2-8)	Peru St. (11/17/2025)
	.550 (11-20)	at UNI (11/09/2025)
REBOUNDS	22	Georgia St. (11/21/2025)
	23	at UNI (11/09/2025)
ASSISTS	9	vs UC Irvine (N) (11/26/2025)
	9	vs Merrimack (N) (11/03/2025)
STEALS	2	Idaho (12/06/2025)
	3	vs Milwaukee (N) (12/19/2025)
BLOCKED SHOTS	0	Omaha (01/01/2026)
	1	at North Dakota St. (01/14/2026)
	1	vs Milwaukee (N) (12/19/2025)
	1	vs Wyoming (N) (12/15/2025)
	1	Idaho (12/06/2025)
	1	Georgia St. (11/21/2025)
	1	Peru St. (11/17/2025)
	1	Dakota St. (11/06/2025)
TURNOVERS	4	Omaha (01/01/2026)
	7	at Ball St. (12/09/2025)
FOULS	13	at St. Thomas (MN) (01/22/2026)
	13	at North Dakota St. (01/14/2026)



2025-26 JACKRABBIT BASKETBALL GAME NOTES

SOUTH DAKOTA STATE POINTS-REBOUNDS-ASSISTS

Opponent	Date	Score		0	2	3	5	6	10	11	12	14	23	33	34	35
				BUCHANAN,T	HAERTLE,LU	SAYLER,JOE	DELZELL,CA	ROGERS,JAD	GARRY,KALE	MORS,MATTH	ALVAREZ,BU	JACKSON,JA	BURTON JR.	CASCIO JEN	WILKINSON,	SQUIRES,AL
vs Merrimack	11/03/2025	75-66	W	0-1-0	4-1-2	8-4-1	2-3-2	DNP	9-7-4	16-9-3	DNP	23-5-3	DNP	DNP	10-7-1	3-2-1
Dakota St.	11/06/2025	68-62	W	5-0-0	2-0-0	11-1-4	2-3-1	0-0-0	9-7-0	7-5-1	2-0-0	20-1-1	DNP	DNP	6-4-0	4-10-2
at UNI	11/09/2025	58-65	L	0-1-0	0-0-0	16-3-3	0-5-0	0-0-0	12-6-0	2-1-1	DNP	9-4-4	DNP	DNP	16-10-2	3-7-0
at Oregon	11/12/2025	69-83	L	0-1-1	14-6-1	14-3-1	5-6-1	DNP	13-2-0	7-5-0	DNP	8-6-2	DNP	DNP	8-1-1	0-0-1
Peru St.	11/17/2025	94-46	W	24-2-1	7-3-5	8-2-1	DNP	2-4-1	7-5-4	0-5-1	5-6-5	7-4-2	5-3-0	2-1-0	14-8-1	13-8-2
Georgia St.	11/21/2025	105-58	W	15-2-2	4-0-3	15-5-6	3-1-0	2-1-0	0-6-6	18-4-0	7-5-0	14-5-5	2-0-0	0-0-1	17-7-1	8-3-4
vs Utah Valley	11/25/2025	52-75	L	8-2-2	3-4-0	9-0-1	0-0-1	2-1-0	4-5-0	10-3-3	0-2-0	8-4-0	0-0-0	DNP	8-7-0	0-4-0
vs UC Irvine	11/26/2025	52-64	L	12-0-2	6-7-0	8-1-1	0-3-1	DNP	4-5-1	5-3-0	DNP	8-6-1	DNP	DNP	5-4-0	4-3-2
at Northern Ariz.	12/03/2025	75-62	W	2-1-0	11-5-1	20-3-3	2-2-0	DNP	11-5-3	5-2-2	0-0-0	8-9-3	DNP	DNP	13-5-2	3-6-0
Idaho	12/06/2025	81-84	L	DNP	5-4-1	12-4-0	3-2-1	DNP	8-3-2	3-2-0	5-0-0	21-2-1	DNP	DNP	16-7-2	8-4-1
at Ball St.	12/09/2025	68-64	W	DNP	0-0-0	5-0-3	0-1-3	DNP	15-8-7	10-6-1	6-2-0	10-4-2	DNP	DNP	14-8-1	8-3-1
Dakota Wesleyan	12/12/2025	94-62	W	DNP	4-7-2	16-7-7	6-2-1	9-2-0	20-5-3	7-1-1	7-2-3	7-3-2	0-2-1	0-1-0	15-11-3	3-6-1
vs Wyoming	12/15/2025	72-87	L	DNP	2-0-2	12-5-4	0-2-1	DNP	15-3-1	4-2-0	8-2-0	13-0-0	DNP	DNP	12-3-0	6-1-0
vs Milwaukee	12/19/2025	87-88	L	DNP	3-1-3	5-5-2	5-2-1	10-2-0	18-6-8	2-1-2	1-2-1	23-4-5	DNP	DNP	18-4-0	2-3-0
at Arizona	12/29/2025	71-99	L	DNP	0-2-1	5-3-2	3-0-0	0-1-0	20-4-2	8-5-0	2-4-4	18-1-3	DNP	DNP	11-4-3	4-3-1
Omaha	01/01/2026	84-69	W	DNP	0-0-0	14-3-2	3-3-1	DNP	13-9-6	16-2-1	6-2-0	6-10-2	DNP	DNP	24-19-3	2-1-0
at North Dakota	01/03/2026	87-90	Lot	DNP	0-0-0	27-5-2	0-0-1	0-1-0	10-3-5	7-4-2	3-1-2	22-6-1	DNP	DNP	11-8-1	7-0-1
Denver	01/08/2026	87-79	W	DNP	2-3-1	18-3-3	5-3-1	DNP	9-4-4	10-3-1	4-1-0	17-7-4	DNP	DNP	19-9-1	3-3-0
at North Dakota St.	01/14/2026	65-76	L	DNP	3-0-0	12-2-1	0-1-0	DNP	8-3-2	10-7-0	4-0-2	16-8-4	DNP	DNP	10-5-2	2-3-0
Kansas City	01/17/2026	90-62	W	DNP	2-4-3	22-3-0	0-0-0	4-2-0	12-3-5	12-11-4	3-2-2	10-2-5	DNP	DNP	11-3-1	14-5-1
at St. Thomas (MN)	01/22/2026	69-74	L	DNP	2-0-1	24-5-2	0-2-0	0-2-0	1-4-3	12-3-0	9-3-0	5-4-7	DNP	DNP	10-7-2	6-3-1
at Omaha	01/28/2026	71-80	L	DNP	2-1-1	6-3-1	DNP	2-5-0	22-5-4	0-4-0	10-6-1	2-3-2	DNP	DNP	24-4-1	3-6-0
Oral Roberts	01/31/2026	95-72	W	DNP	DNP	24-8-2	DNP	0-2-1	14-5-7	6-5-2	11-8-1	24-5-5	DNP	DNP	12-6-2	4-0-0

SOUTH DAKOTA STATE SPECIALTY STATS

Opponent	Points in the Paint	Points off Turnovers	2ndCh Points	Fast Break Points	Bench Points	Largest Lead	Time Led	Time Trailed	Tie Scores	Lead Changes	Result
vs. Merrimack	28	9	14	9	9	9	23:17	12:28	8	10	W, 75-66
Dakota State	30	15	10	4	15	9	30:21	7:16	1	3	W, 68-62
at Northern Iowa	28	5	9	7	16	2	3:22	31:22	5	6	L, 65-58
at Oregon	26	16	9	6	27	6	4:19	35:03	1	4	L, 83-69
Peru State	42	23	21	9	59	48	35:02	3:34	1	2	W, 94-46
Georgia State	44	13	7	9	50	49	39:45	0:00	0	0	W, 105-58
vs. Utah Valley	22	9	9	8	21	0	0:00	39:17	0	0	L, 75-52
vs. UC Irvine	30	17	8	14	23	4	2:15	34:31	2	2	L, 64-52
at NAU	28	14	14	14	28	16	30:17	6:41	1	4	W, 75-62
Idaho	36	12	6	11	29	7	22:11	13:37	5	7	L, 84-81
at Ball State	32	10	11	2	20	10	14:01	21:36	7	8	W, 68-64
Dakota Wesleyan	44	15	13	15	41	34	12:03	26:54	2	2	W, 94-62
vs. Wyoming	22	11	8	6	22	0	0:00	37:52	1	0	L, 87-72
at Milwaukee	38	9	15	27	37	7	15:33	20:55	8	10	L, 88-87
at Arizona	26	15	14	6	16	0	0:00	38:46	1	0	L, 99-71
Omaha	52	6	18	10	11	16	34:17	0:52	5	2	W, 84-69
at North Dakota	36	18	16	6	10	9	11:01	27:12	11	11	L, 90-87
Denver	48	12	17	6	14	9	19:49	17:22	6	6	W, 87-79
at NDSU	30	13	2	5	9	2	0:23	38:14	1	2	L, 76-65
Kansas City	56	19	10	16	23	30	32:40	5:17	4	7	W, 90-62
at St. Thomas	38	17	10	7	17	9	21:11	13:50	8	16	L, 74-69
at Omaha	34	6	12	6	17	4	7:46	28:28	4	7	L, 80-71
Oral Roberts	44	8	16	4	15	25	37:33	0:51	2	1	W, 95-72



2025-26 JACKRABBIT BASKETBALL GAME NOTES

HOME STATISTICS

Game Records

Record	Overall	Home	Away	Neutral
ALL GAMES	8-1	8-1	0-0	0-0
CONFERENCE	4-0	4-0	0-0	0-0
NON-CONFERENCE	4-1	4-1	0-0	0-0

Score by Periods

Team	1st	2nd	OT	TOT
South Dakota St.	386	412	0	798
Opponents	287	307	0	594

Team Box Score

No.	Player				Total		3-Point		F-Throw		Rebounds													
		GP-GS	MIN	AVG	FG-FGA	FG%	3FG-3FGA	3FG%	FT-FTA	FT%	OFF	DEF	TOT	AVG	PF	DQ	A	TO	BLK	STL	PTS	AVG		
3	SAYLER, Joe	9-9	267:26	29.7	47-94	.500	22-41	.537	24-30	.800	4	32	36	4.0	13	0	25	9	2	6	140	15.6		
34	WILKINSON, Damon	9-5	193:52	21.5	51-79	.646	0-0	.000	32-41	.780	24	50	74	8.2	18	0	14	11	10	3	134	14.9		
0	BUCHANAN, Trey	3-0	54:54	18.3	15-21	.714	11-16	.688	3-3	1.000	0	4	4	1.3	1	0	3	3	0	3	44	14.7		
14	JACKSON, Jaden	9-9	286:34	31.8	44-99	.444	17-50	.340	21-27	.778	2	37	39	4.3	12	0	27	10	3	15	126	14.0		
10	GARRY, Kalen	9-9	237:55	26.4	34-76	.447	14-40	.350	10-17	.588	5	42	47	5.2	19	0	37	11	1	5	92	10.2		
11	MORS, Matthew	9-9	215:59	24.0	32-58	.552	5-19	.263	10-15	.667	17	21	38	4.2	14	0	11	9	4	9	79	8.8		
35	SQUIRES, Alec	9-4	153:29	17.1	24-31	.774	0-0	.000	11-23	.478	16	24	40	4.4	15	0	11	11	1	4	59	6.6		
12	ALVAREZ, Bubz	9-0	135:28	15.1	19-32	.594	3-8	.375	9-14	.643	8	18	26	2.9	13	0	11	10	1	6	50	5.6		
2	HAERTLE, Luke	8-0	99:40	12.5	10-27	.370	0-8	.000	6-9	.667	8	13	21	2.6	10	0	15	7	1	2	26	3.3		
5	DELZELL, Caleb	7-0	78:27	11.2	8-16	.500	5-12	.417	1-2	.500	4	10	14	2.0	10	0	5	1	1	2	22	3.1		
6	ROGERS, Jaden	6-0	56:32	9.4	6-11	.545	2-6	.333	3-4	.750	2	9	11	1.8	7	0	2	1	1	0	17	2.8		
23	BURTON JR., Andrell	3-0	11:19	3.8	3-4	.750	0-1	.000	1-3	.333	2	3	5	1.7	3	0	1	2	1	2	7	2.3		
33	CASCIO JENSEN, Jadyn	3-0	08:24	2.8	1-3	.333	0-2	.000	0-0	.000	0	2	2	0.7	0	0	1	1	0	1	2	0.7		
Team											15	12	27					2						
Total		9	1800		294-551	.534	79-203	.389	131-188	.697	107	277	384	42.7	135	0	163	88	26	58	798	88.7		
Opponents		9	1800		204-530	.385	80-258	.310	106-157	.675	75	186	261	29.0	167	2	109	93	16	51	594	66.0		

AWAY/NEUTRAL STATISTICS

Game Records

Record	Overall	Home	Away	Neutral
ALL GAMES	3-11	0-0	2-7	1-4
CONFERENCE	0-4	0-0	0-4	0-0
NON-CONFERENCE	3-7	0-0	2-3	1-4

Score by Periods

Team	1st	2nd	OT	TOT
South Dakota St.	454	509	8	971
Opponents	505	557	11	1073

Team Box Score

No.	Player				Total		3-Point		F-Throw		Rebounds											
		GP-GS	MIN	AVG	FG-FGA	FG%	3FG-3FGA	3FG%	FT-FTA	FT%	OFF	DEF	TOT	AVG	PF	DQ	A	TO	BLK	STL	PTS	AVG
14	JACKSON, Jaden	14-14	438:29	31.3	58-158	.367	31-96	.323	26-34	.765	14	50	64	4.6	31	0	37	29	0	22	173	12.4
3	SAYLER, Joe	14-14	442:27	31.6	62-158	.392	25-74	.338	22-25	.880	4	38	42	3.0	17	0	27	30	2	5	171	12.2
34	WILKINSON, Damon	14-5	332:01	23.7	62-110	.564	0-1	.000	46-67	.687	28	49	77	5.5	39	1	16	24	11	4	170	12.1
10	GARRY, Kalen	14-14	428:15	30.6	57-134	.425	32-77	.416	16-27	.593	19	47	66	4.7	34	0	40	23	2	12	162	11.6
11	MORS, Matthew	14-14	368:41	26.3	35-81	.432	10-37	.270	18-22	.818	17	38	55	3.9	39	0	14	12	10	16	98	7.0
12	ALVAREZ, Bubz	10-0	151:06	15.1	16-39	.410	1-11	.091	10-20	.500	11	11	22	2.2	15	0	10	7	0	8	43	4.3
0	BUCHANAN, Trey	6-0	76:56	12.8	8-21	.381	3-16	.188	3-3	1.000	2	4	6	1.0	10	0	5	11	0	3	22	3.7
35	SQUIRES, Alec	14-9	204:28	14.6	16-35	.457	0-0	.000	19-29	.655	16	28	44	3.1	27	0	8	14	4	4	51	3.6
2	HAERTLE, Luke	14-0	179:51	12.8	18-46	.391	3-14	.214	11-23	.478	12	15	27	1.9	9	0	12	15	2	7	50	3.6
6	ROGERS, Jaden	7-0	70:01	10.0	6-13	.462	2-9	.222	0-0	.000	2	10	12	1.7	7	0	0	1	2	3	14	2.0
5	DELZELL, Caleb	13-0	130:33	10.0	7-21	.333	3-8	.375	0-2	.000	7	20	27	2.1	18	0	11	7	0	2	17	1.3
23	BURTON JR., Andrell	1-0	02:11	2.2	0-0	.000	0-0	.000	0-0	.000	0	0	0	0.0	2	0	0	1	0	0	0	0.0
Team											18	19	37					5				
Total		14	2825		345-816	.423	110-343	.321	171-252	.679	150	329	479	34.2	248	1	180	179	33	86	971	69.4
Opponents		14	2825		366-814	.450	125-372	.336	216-283	.763	141	362	503	35.9	242	3	204	164	50	116	1073	76.6



SOUTH DAKOTA STATE TV/PHOTO ROSTER



Trey Buchanan
G • 6-0 • 185 • R-Fr.
Westfield, Ind.



Luke Haertle
G • 6-3 • 205 • Jr.
Hartland, Wis.



Joe Sayler
G • 6-3 • 195 • So.
White River, S.D.



Caleb Delzell
F • 6-9 • 230 • Gr.
Camanche, Iowa



Jaden Rogers
F • 6-6 • 215 • Fr.
Waukee, Iowa



Kalen Garry
G • 6-3 • 200 • Jr.
De Smet, S.D.



Matthew Mors
F • 6-7 • 215 • Sr.
Yankton, S.D.



Bubz Alvarez
G • 6-5 • 200 • R-So.
Houston, Texas



Jaden Jackson
G • 6-0 • 185 • So.
Bellevue, Neb.



Davis Kern
F • 6-9 • 225 • Fr.
Marion, Iowa



Andrell Burton Jr.
G • 6-7 • 195 • R-Fr.
Wichita, Kan.



Jadyn Cascio Jensen
G • 6-3 • 190 • R-Fr.
Fremont, Neb.




Damon Wilkinson
C • 6-10 • 245 • So.
De Smet, S.D.



Alec Squires
C • 6-10 • 250 • R-Fr.
Volga, S.D.



Bryan Petersen
Head Coach
1st Season (7th Overall at SDSU)



Cole Christian
Assistant Coach
1st Season



Ryan Kirsch
Assistant Coach
1st Season



Nick Smith
Assistant Coach
1st Season



Jamal Nixon
Assistant Coach
1st Season



Tucker Wookey
Assistant Coach
3rd Season