



# SOUTH DAKOTA STATE UNIVERSITY

## JACKRABBIT ATHLETICS NEWS RELEASE

Jackrabbit Sports Information • 2820 HPER Center • Brookings, SD 57007-1497

Football Contact/Assistant AD-Athletic Communications: Jason Hove

E-mail: Jason.Hove@sdsu.edu

Office Phone: (605) 688-4623

Mobile: (605) 695-1827

Fax: (605) 688-5999

Facebook: [www.facebook.com/jackrabbit.nation](http://www.facebook.com/jackrabbit.nation) Twitter: @GoJacksSDSU

Website: [www.GoJacks.com](http://www.GoJacks.com)

### 2025 FOOTBALL INFORMATION

## Jacks, Bobcats to meet in top-three battle

### GAME NOTES — SEPT. 6

#2/2 SOUTH DAKOTA STATE (1-0)

at #3/3 MONTANA STATE (0-1)

6 p.m. MT/7 p.m. CT Saturday • Bobcat Stadium; Bozeman, Montana



#### SERIES NOTES

- 19th Meeting (Montana State leads series, 11-7)
- The Jackrabbits recorded a 20-16 come-from-behind victory at Dana J. Dykhouse Stadium on Sept. 9, 2023

#### MEDIA INFORMATION

- Game will be televised on ESPN+/Midco Sports 2 with the broadcast team of Ben Creighton (play-by-play), Ty Gregorak (color analyst) and Grace Lawrence (sidelines)
- Radio pre-game show begins at 5 p.m. Central on the Jackrabbit Sports Network, which includes flagship station WNAX 570 AM-Yankton and the following affiliates:
  - KJJQ 910 AM-Brookings • KXLG 100.3 FM-Milbank • KORN 1490 AM/101.3 FM-Mitchell
  - KELO 1320 AM/KELQ 107.9 FM-Sioux Falls • KCCR 1240 AM/98.9 FM-Pierre
  - KIMM 106.7 FM/1150 AM-Rapid City • KLOH 1050 AM/94.1 FM-Pipestone, Minn.
  - KXLG 99.1 FM-Watertown • KWYR 93.7 FM-Winner
- Radio team of Tyler Merriam (play-by-play), Al Bahe (color) and Scotty Kwas (sideline) and Brent Bowen (pregame/ postgame host) will call the action



**HEAD COACH:** Brent Vigen (North Dakota State, 1998)  
• 47-11 record in five seasons as a collegiate head coach — all at Montana State

**HEAD COACH:** Dan Jackson (Nebraska-Omaha, 2008)  
• 1-0 overall record (first season as collegiate head coach)  
**STARTERS RETURNING:** 5 (3 Off., 1 Def., 1 ST)

### 2025 SCHEDULE AND RESULTS

#### AUGUST

30 SACRAMENTO STATE [Precision Ag] W, 20-3

#### SEPTEMBER

6 at Montana State 7 p.m.  
13 DRAKE [Beef Bowl/Jacks in Black] 6 p.m.  
27 MERCYHURST [Hall of Fame] 2 p.m.

#### OCTOBER

4 \*at Youngstown State 5 p.m.  
11 \*NORTHERN IOWA [Hobo Day] 2 p.m.  
18 \*at Murray State 6 p.m.  
25 \*NORTH DAKOTA STATE [Dakota Marker] TBA

#### NOVEMBER

1 \*INDIANA STATE [Military Appreciation] 2 p.m.  
8 \*at South Dakota [Interstate Series] TBA  
15 \*ILLINOIS STATE [Senior Day] 2 p.m.  
22 \*at North Dakota 1 p.m.

\*Missouri Valley Football Conference game  
All times Central

### TALE OF THE TAPE — 2025 SEASON STATISTICS

MONTANA STATE	CATEGORY	SOUTH DAKOTA STATE
13.0	Points Per Game	20.0
59.0	Points Allowed Per Game	3.0
46.0	Rushing Yardage Per Game	240.0
253.0	Rush Yardage Allowed/Game	24.0
198.0	Passing Yardage Per Game	190.0
8.6	Average Per Catch	11.2
253.0	Pass Yardage Allowed/Game	112.0
244.0	Total Offense Per Game	430.0
506.0	Total Offense Allowed/Game	136.0
22.5	Kick Return Average	23.0
0.0	Punt Return Average	-2.5
0-0	Interception Returns	1-0
1-0	Fumbles-Lost	2-2
7-54	Penalties-Yards	5-50
29:55	Time of Possession/Game	41:06
3-12 (25%)	Third-Down Conversions	5-15 (33%)
1-2 (50%)	Fourth-Down Conversions	2-3 (67%)
1-1 (100%, 1 TD)	Red-Zone Offense	4-6 (67%, 2 TD)
9-9 (100%, 8 TD)	Red-Zone Defense	1-1 (100%, 0 TD)

**SERIES SCORES  
vs. MONTANA STATE**

1956:	Montana State 33, South Dakota State 14 (Sept. 15, 1956, at Great Falls, Montana)
1957:	Montana State 13, South Dakota State 6 (Sept. 14, 1957, at Brookings)
1958:	Montana State 23, South Dakota State 6 (Sept. 27, 1958, at Bozeman, Montana)
1959:	Montana State 27, South Dakota State 0 (Sept. 12, 1959, at Brookings)
1960:	South Dakota State 20, Montana State 14 (Sept. 24, 1960, at Brookings)
1961:	Montana State 17, South Dakota State 12 (Sept. 30, 1961, at Bozeman, Montana)
1962:	Montana State 14, South Dakota State 10 (Sept. 29, 1962, at Brookings)
1963:	South Dakota State 9, Montana State 6 (Sept. 14, 1963, at Great Falls, Montana)
1964:	Montana State 46, South Dakota State 10 (Sept. 12, 1964, at Brookings)
1965:	Montana State 22, South Dakota State 0 (Sept. 11, 1965, at Great Falls, Montana)
1966:	Montana State 41, South Dakota State 6 (Sept. 10, 1966, at Great Falls, Montana)
2004:	Montana State 27, South Dakota State 24 (Oct. 23, 2004, at Bozeman, Montana)
2014:	^South Dakota State 47, Montana State 40 (Nov. 29, 2014, at Bozeman, Montana)
2017:	South Dakota State 31, Montana State 27 (Sept. 9, 2017, at Bozeman, Montana)
2018:	South Dakota State 48, Montana State 14 (Sept. 8, 2018, at Brookings)
2021:	^Montana State 31, South Dakota State 17 (Dec. 18, 2021, at Bozeman, Montana)
2022:	^South Dakota State 39, Montana State 18 (Dec. 17, 2022, at Brookings)
2023:	South Dakota State 20, Montana State 16 (Sept. 9, 2023, at Brookings)

^FCS playoff game

*Sports Information Contact: Jason Hove*

*Sept. 3, 2025*

BROOKINGS, S.D. — Two of the top three teams in the Football Championship Subdivision rankings square off Saturday night as Montana State hosts South Dakota State.

Kickoff is set for 6 p.m. Mountain Time (7 p.m. Central) at Bobcat Stadium in Bozeman, Montana. Television coverage will be available on ESPN+ and Midco Sports 2.

The two squads flipped spots in the national polls after the opening weekend, with SDSU overtaking the Bobcats for the second spot following a 20-3 home victory over No. 14/15 Sacramento State.

Montana State, meanwhile, slipped to third in both the Stats Perform media poll and American Football Coaches Association rankings after suffering a 59-13 setback at FBS No. 7 Oregon last Saturday.

**THE SERIES:** Saturday's game will mark the 19th all-time matchup between South Dakota State and Montana State on the gridiron, and the third in a row in which both squads have both held top-three national rankings.

The series dates back to 1956, when Montana State won a 33-14 decision in a game played in Great Falls, Montana. Overall, the Bobcats hold an 11-7 series edge, although SDSU has won five of the last six contests.

Montana State's last victory in the series came in the 2021 FCS semifinals, winning a 31-17 decision on its home field in Bozeman. Bobcat quarterback Tommy Mellott tossed a pair of touchdown passes and ran for two scores, including the go-ahead touchdown on the final play of the third quarter.

The Jackrabbits returned the favor last season by notching a 39-18 semifinal victory at a frigid Dana J. Dykhouse Stadium on Dec. 17, 2022. SDSU was ranked No. 1 for that matchup with Montana State third.

SDSU scored on its first five offensive possessions in earning its second trip to an FCS national championship game. Tucker Kraft opened the scoring with a 36-yard touchdown reception from Mark Gronowski, with Gronowski adding a 1-yard TD run later in the opening stanza.

Isaiah Davis (41 yards) and Amar Johnson (38 yards) ran for touchdowns in the second quarter to build the Jackrabbits' halftime lead to 28-9. Johnson added a 5-yard TD reception in the third quarter.

The Jackrabbits and Bobcats again met as the No. 1 and No. 3 teams, respectively, on Sept. 9, 2023, in Brookings.

Montana State held a 10-0 halftime lead before the Jackrabbits grabbed a short-lived 13-10 lead on a pair of third-quarter touchdowns — a 20-yard run by Mark Gronowski and a 16-yard pass from Gronowski to Zach Heins.

The Bobcats regained the lead with two short field goals in the fourth quarter by Brendan Hall (19, 24 yards), but SDSU quickly responded with a two-play, 75-yard drive that featured Gronowski passes of 40 yards to Grahm Goering and a 35-yard touchdown by Griffin Wilde with 1:30 remaining.

The Jackrabbit defense then withstood a deep drive down field by Montana State, as well as a lengthy review that negated an apparent Bobcat touchdown catch in the back of the end zone, to come away with the 20-16 victory that helped propel SDSU to a perfect 15-0 season.

**FOR OPENERS:** With their win over Sacramento State last week, the Jackrabbits improved to 11-11 in season-opening games at the Division I level, with seven of the losses against Football Bowl Subdivision teams.

In their 22 seasons at the FCS level, the Jackrabbits have opened with a home game nine times and posted an 8-1 record.

## YEAR-BY-YEAR IN FCS ERA

### GREAT WEST FOOTBALL CONFERENCE

YEAR	OVERALL	CONF
2004	6-5	2-3
2005	6-5	3-2
2006	7-4	3-1
2007	7-4	4-0
<b>TOTALS</b>	<b>26-18</b>	<b>12-6</b>

### MISSOURI VALLEY FOOTBALL CONF.

YEAR	OVERALL	CONF
2008	7-5	6-2
2009	8-4	7-1
2010	5-6	4-4
2011	5-6	4-4
2012	9-4	6-2
2013	9-5	5-3
2014	9-5	5-3
2015	8-4	5-3
2016	9-4	7-1
2017	11-3	6-2
2018	10-3	6-2
2019	8-5	5-3
2020-21	8-2	5-1
2021	11-4	5-3
2022	14-1	8-0
2023	15-0	8-0
2024	12-3	7-1
2025	1-0	0-0
<b>TOTALS</b>	<b>159-64</b>	<b>99-35</b>
<b>OVERALL TOTALS</b>	<b>185-82</b>	<b>111-41</b>

**VERSUS THE BIG SKY:** South Dakota State begins the 2025 slate with back-to-back games against ranked teams from the Big Sky Conference. Last week, the Jackrabbits defeated No. 14/15 Sacramento State, 20-3, in a matchup between first-year head coaches.

During the Division I era of Jackrabbit football (since 2004), South Dakota State has played 35 games against current members of the Big Sky Conference, compiling a 21-14 overall record. Of the 35 games, 11 have been contested in the FCS playoffs, with the Jackrabbits posting a 7-4 mark.

Following is a list of Jackrabbit records against Big Sky opponents since 2004:

UC Davis: 6-1 (1-0 in playoffs)	Montana State: 5-2 (2-1 in playoffs)
Cal Poly: 3-6	Northern Arizona: 1-0 (1-0 in playoffs)
Eastern Washington: 0-1 (0-1 in playoffs)	Northern Colorado: 2-0
Montana: 2-4 (2-2 in playoffs)	Sacramento State: 2-0 (1-0 in playoffs)

Note: SDSU, UC Davis, Cal Poly and Northern Colorado were all members of the Great West Football Conference between 2004-11.

**YEAR 22 IN FCS:** The 2025 season marks the 22nd year South Dakota State has competed in the Football Championship Subdivision.

Since joining the Division I ranks in 2004, the Jackrabbits have compiled a 185-82 record (.693 winning percentage).

In the decade of the 2020s, SDSU has put together a 61-10 record, which is good for an .859 winning percentage.

**MVFC HISTORY:** The 2025 season marks South Dakota State's 18th as a member of the Missouri Valley Football Conference. Since joining the league in 2008, SDSU is the only program in that span to not have a losing season in conference play.

The Jackrabbits hold a 99-35 record (.739 winning percentage) in MVFC games and have won six or more league games 10 times. SDSU has claimed three league titles in a row, winning outright championships in 2022 and 2023, while finishing in a three-way tie for the top spot in 2024 with North Dakota State and South Dakota.

SDSU compiled a 23-1 record in league play over the past three seasons and put together a 19-game league winning streak from November 2021 until October 2024.

The Jackrabbits also shared league titles in 2016 and during the 2020-21 spring season.

**PLAYOFF REGULARS:** South Dakota State made its 15th postseason appearance in its football history in 2024, with 14 of those berths coming as a member of the Football Championship Subdivision. SDSU's lone appearance in the NCAA Division II football playoffs came in 1979, when the Jacks dropped a 50-7 decision at Youngstown State.

The Jackrabbits have compiled a 24-13 record in the playoffs and made their 13th straight appearance in the FCS playoffs, including advancing to at least the semifinal round for the fifth season in a row and seventh time in the last eight seasons. SDSU made its first appearance in a national title game during the 2020-21 spring season, falling to Sam Houston, 23-21, then claimed its first-ever national championship in football with a 45-21 victory over North Dakota State in January 2023. The Jacks repeated as national champions during the 2023 campaign with a 23-3 victory over Montana.

SDSU advanced to the FCS national title game each of the three years it held the No. 1 overall seed in the playoff field (16 teams in 2020-21, 24 teams in 2022 & 2023).

**ELITE COMPANY:** South Dakota State is one of only two Football Championship Subdivision programs to reach the playoffs each of the last 13 seasons. The Jackrabbits secured the Missouri Valley Football Conference's automatic bid to the 2024 playoffs, assuring SDSU of its 13th consecutive postseason appearance and 14th overall at the FCS level.

MVFC rival North Dakota State holds the longest active streak with 15 consecutive trips to the playoffs after gaining an at-large berth to the 2024 tournament.

## QUICK FACTS

### SDSU INFORMATION

**LOCATION:** Brookings, S.D.  
**ENROLLMENT:** 12,065 (fall 2024)  
**COLORS:** Yellow and Blue  
**NICKNAME:** Jackrabbits  
**AFFILIATION:** NCAA Division I Football  
 Championship Subdivision  
**CONFERENCE:** Missouri Valley Football Conference  
**STADIUM:** Dana J. Dykhouse Stadium (19,340  
 capacity - AstroTurf surface)

### ADMINISTRATION

**PRESIDENT:** Dr. Barry H. Dunn  
**ALMA MATER:** South Dakota State, 1975  
**ATHLETICS DIRECTOR:** Justin Sell  
**ALMA MATER:** Bowling Green (Ohio), 1991  
**DEPUTY AD/FOOTBALL SUPERVISOR:** Slade Larscheid  
**SENIOR ASSOCIATE AD—STUDENT-ATHLETE**  
**EXPERIENCE/SENIOR WOMAN ADMINISTRATOR:** Holly Van  
 Vlymen  
**FACULTY ATHLETICS REPRESENTATIVE:** Donna Flint

### 2024 RECAP

**OVERALL RECORD:** 12-3  
**CONFERENCE RECORD:** 7-1 (tied for first place in  
 Missouri Valley Football Conference)  
**POSTSEASON:** Football Championship Subdivision  
 semifinalist (13th consecutive playoff appearance)  
**HOME RECORD:** 8-0  
**AWAY RECORD:** 4-3  
**FINAL RANKINGS:** Third (Stats Perform media)/Third  
 (AFCA FCS Coaches)

### TEAM INFORMATION

<b>LETTERMEN RETURNING:</b> 32	<b>LETTERMEN LOST:</b> 38
• Offense: 12	• Offense: 15
• Defense: 18	• Defense: 22
• Special Teams: 2	• Special Teams: 1

**STARTERS RETURNING:** 5  
 • Offense: 3 • Defense: 1 • Special Teams: 1

**OFFENSIVE STARTERS RETURNING (3):** Quentin  
 Christensen, OT; Grahm Goering, WR; Sam Hagen, OT.

**DEFENSIVE STARTERS RETURNING (1):** Kobe Clayborne,  
 DL.

**SPECIAL TEAMS STARTERS RETURNING (1):** Kaydon Olivia,  
 LS.

**OTHER RETURNING LETTERMEN (27):** David Alpers, TE;  
 Brenden Begeman, RB; Jon Bell, QB; Kenyon BigBow,  
 OL; Cody Cotton, CB (lettered in 2023); Aydan  
 Dautermann, CB; Elijah Ervin, WR; Kytan Fyfe, LB;  
 Greyton Gannon, TE; Logan Green, DT; Bryce Johnson,  
 LB; Dontay Johnson, S; Reis Kirschenman, DE; Jalen  
 B. Lee, DB; Chase Mason, QB; Cullen McShane, LB;  
 Lofton O'Groske, WR; Joe Ollman, LB; Will Paepke,  
 OL; Max Pelham, P; Dawson Ripperda, DE; Noah  
 St-Juste, CB; Myles Taylor, CB; Noah Thompson, S;  
 Chase Van Tol, LB; Nick Wells, DE; Aaron Wolfcale-  
 Holsten, DT.

**RANKINGS STREAK:** By being ranked either second or third in the first two Stats Perform FCS polls of the 2025 campaign, SDSU has now appeared in the top 25 of 176 consecutive media polls dating back to October 2012.

The Jackrabbits held the top spot in 29 consecutive polls from Oct. 17, 2022, until relinquishing the top spot following their regular season loss at North Dakota State on Oct. 19, 2024.

**CAPTAINS:** Leading the Jackrabbit football team are six captains:

- Quinten Christensen, Jr., offensive lineman, Wessington Springs;
- Kobe Clayborne, Sr., defensive lineman, Sioux City, Iowa;
- Logan Green, Jr., defensive tackle, Northboro, Iowa;
- Sam Hagen, Sr., offensive lineman, Fordville, North Dakota;
- Chase Mason, Sr., quarterback, Hurley;
- Joe Ollman, Jr., linebacker, Mequon, Wisconsin.

All six players are first-time captains for the Jackrabbits.

**PRESEASON ALL-AMERICANS:** Four South Dakota State football players received preseason recognition on the 2025 Stats Perform FCS Preseason All-America Team.

Representing the Jackrabbit offense on the second team was lineman Quinten Christensen. A junior from Wessington Springs, Christensen started all 15 games of the 2024 season at left tackle for a squad that averaged 236.1 yards per game on the ground and allowed only eight sacks the entire year.

Defensive lineman Kobe Clayborne also earned second-team team recognition following a 2024 season in which he tied for the team lead with 4.5 sacks. A starter in the final 13 games of the year, the senior from Sioux City, Iowa, finished his first season at SDSU with 34 total tackles and 5.5 tackles for loss.

Incoming transfer Julius Loughridge also earned second-team recognition as an all-purpose back. Loughridge previously excelled at the FCS level at Fordham, where he racked up 3,005 rushing yards over three seasons, including posting back-to-back 1,000-yard campaigns in 2023 (1,146 yards) and 2024 (1,044). The Houston, Texas, native also caught 21 passes for 155 yards last season.

Rounding out the Jackrabbit selections was third-team long snapper Kaydon Olivia. A native of Schertz, Texas, Olivia has been a key member of SDSU's placekicking and punting units on special teams. The Jackrabbits ranked second among FCS teams for net punting in 2024 with an average of 43.04 yards per attempt and have converted 97 percent of their extra-point attempts (138-of-142) over the past two seasons.

In addition, Loughridge has been named to the official watch list for the 2025 Walter Payton Award and Clayborne has been included on the initial listing of 2025 Buck Buchanan Award candidates. Those awards, which are presented to the top offensive and defensive players in the FCS, respectively, will be announced Jan. 3, 2026, in Nashville, Tennessee.

**MASON AT THE HELM:** Dual-threat quarterback Chase Mason made his first career start in the Aug. 30 season opener against Sacramento State.

A senior from Hurley, Mason was an efficient 17-of-23 passing for 190 yards, including a 4-yard touchdown pass to Andrew Gustad. He also carried 18 times for 30 net yards as he was sacked seven times.

Mason saw action in 19 games over the past two seasons while serving as an understudy to 2023 Walter Payton Award winner and two-time All-American Mark Gronowski. Mason has displayed play-making ability both throwing and running the football, including completing 17-of-26 passes for 133 yards and two touchdowns and rushing for 464 yards and six touchdowns a season ago.

In averaging 10.1 yards per carry in 2024, Mason broke off touchdown runs of 38 and 48 yards against Youngstown State, followed by a 66-yarder a week in the regular season matchup against North Dakota State.



## PRONUNCIATION GUIDE

### COACHES

Zane Busekist	BEW-zah-kist
Eric Eidsness	IDES-ness

### PLAYERS

Beau Bakken	BOCK-en
James Basinger	BAY-sing-er
Brenden Begeman	BEG-ah-man
Ernest Blackshire Jr.	BLACK-shy-er
Mason Brosseau	brew-SEW
Alex Bullock	bull-LOCK
Cam Cribari	cruh-BARR-ee
Brayden Delahoyde	DELL-ah-hoid
Sammy Dresie	DRESS-ee
Graham Eben	EE-ben
Sebastyen Fries	frys
Matt Goehring	GARE-ing
Graham Goering	GORE-ing
Andrew Gustad	GUSS-tad
Micah Hach	hock
Caden Hotz	hotes
Justin Kabera	kah-BEAR-ah
Reggie Kloehn	clain
Joe Kolega	co-LEE-gah
Luke Krempges	KREMP-geez (like McGee)
Coleman Kuntz	COONTS
Maverick LeBrun	lah-BROON
Blake Leiferman	LIFE-er-man
Landyn Lewerke	lah-WORK-ee
Julius Loughridge	LOFF-ridge
Thomas Martian	MAR-tee-ann
Lofton O'Groske	oh-GRAW-ski
Joe Ollman	OHL-man
William Paepke	PAP-key
Joseph Reis	rise
Dawson Ripperda	RIP-er-dah
Noah St-Juste	Saint JOOST
Max Stanard	STAN-ard
Jason Thome	TOM-ee
Jack Thue	THEW-ee
Chase Van Tol	van TOLL
Spencer Wientjes	WENT-jess

**NEWCOMER OF THE WEEK:** South Dakota State running back Julius Loughridge was honored Monday with the first Missouri Valley Football Conference Newcomer of the Week award of the 2025 season.

In his Jackrabbit debut, Aug. 30 against Sacramento State, Loughridge racked up 159 rushing yards on 22 carries to lead the South Dakota State ground game in a 20-3 home victory. Six of the Fordham transfer's carries went for 10-plus yards, including runs of 37 in the second quarter and 32 yards in the fourth quarter.

Loughridge's 159 rushing yards marked the most by a Jackrabbit in his debut game at the Division I level. Isaac Wallace previously held the mark at 118 yards on 24 attempts with a touchdown in SDSU's victory at Kansas in the 2015 season opener.

Heading into the week, Loughridge leads active FCS running backs in career rushing yards with 3,281.

**STADER NEARS MILESTONE:** Kicker Eli Stader enters the week four points away from 500 for his career.

A native of Cedar Grove, Wisconsin, Stader spent the first five years of his collegiate career at Northwestern College (Iowa), where he was a four-time all-Great Plains Athletic Conference selection and an NAIA All-American in 2024. He set school records with 62 field goals and 300 extra points at Northwestern, while adding a two-point conversion. Stader connected on five field goals of 50 or more yards, including a school-record 60 yarder in 2024.

In his debut with the Jackrabbits on Aug. 30, Stader scored eight points by going 2-for-4 on field goals and making both extra-point attempts. His field goals covered 22 and 28 yards.

**BLANKING THE OPPOSITION:** Five Jackrabbit victories during their run of success during the 2020s have come by way of a shutout.

SDSU's most recent shutout was a 41-0 whitewashing at Southeastern Louisiana on Sept. 21, 2024. The game against Southeastern Louisiana was also the middle of a three-game stretch in which the Jackrabbits did not allow a touchdown, sandwiched between a 24-3 victory over Augustana and a 41-3 win at Northern Iowa.

In repeating as national champion in 2023, the Jackrabbits posted a trio of shutouts — two of which came in playoff games. SDSU notched a 34-0 victory at Youngstown State late in the 2023 regular season before recording home shutouts against Mercer (41-0) and Albany (59-0) as the Jackrabbits outscored the opposition by a 146-15 margin in the postseason.

The first SDSU shutout of the decade was a 44-0 victory at Indiana State to open the Missouri Valley Conference season in 2021.

**COORDINATORS RETURN:** While the entire coaching staff turned over between the 2024 and 2025 seasons, several coaches with ties to South Dakota State will once again be on the Jackrabbit sideline, including all three coordinators.

Offensive coordinator Eric Eidsness is back for his third stint in the role. Eidsness, who also coaches the quarterbacks, served as the Jackrabbits' offensive coordinator on two previous occasions — from 1999 until 2003 while SDSU competed at the NCAA Division II level and again from 2010-18. The Jackrabbits made seven straight trips to the Football Championship Subdivision playoffs to close out his second go-around, including back-to-back semifinal berths in 2017 and 2018.

He also held the title of associate head coach under John Stiegelmeier from 2015-18.

With Eidsness directing the offense, the Jackrabbits have posted prolific numbers in both the running and passing games. SDSU has consistently re-written the record book under Eidsness' watch, including establishing 28 new single-game, season and career marks during the 2016 campaign and 15 more in 2017. Among the team records set in 2017 were scoring (521 points), total offense (6,141 yards) and total offense per game (438.6), the last of which had stood for 66 years (437.7 ypg in 1951).

# DANA J. DYKHOUSE STADIUM RECORDS

## YEAR-BY-YEAR RECORDS

2016	6-1
2017	7-1
2018	7-0
2019	5-3
2020-21	5-0
2021	5-2
2022	9-0
2023	9-0
2024	8-0
2025	1-0
<b>TOTALS</b>	<b>62-7</b>

## ATTENDANCE TOP 10

Nov. 4, 2023 • vs. North Dakota State	19,431
<b>Sept. 14, 2024 • vs. Augustana</b>	<b>19,376</b>
Oct. 26, 2019 • vs. North Dakota State	19,371
Oct. 14, 2023 • vs. Northern Iowa	19,357
<b>Oct. 26, 2024 • vs. South Dakota</b>	<b>19,351</b>
Oct. 8, 2022 • vs. South Dakota	19,332
Sept. 9, 2023 • vs. Montana State	19,332
<b>Oct. 12, 2024 • vs. Youngstown State</b>	<b>19,331</b>
<b>Sept. 7, 2024 • vs. Incarnate Word</b>	<b>19,231</b>
Sept. 30, 2023 • vs. North Dakota	19,231

Most recently, Eidsness worked in similar coaching roles for six seasons at Northern Illinois. The Huskies played in three bowl games, including posting wins in the Camilla Bowl in 2023 and the Famous Idaho Potato Bowl in 2024.

Defensive coordinator Brian Bergstrom is back in Brookings after a three-year stint as head coach at Winona State. He previously was a member of the Jackrabbit defensive coaching staff for five seasons.

Bergstrom first joined the SDSU coaching staff in 2017 as safeties coach and was promoted to co-defensive coordinator in 2019, positions he held through the 2021 season under John Stiegelmeier. SDSU qualified for the Football Championship Subdivision playoffs each of his five seasons in Brookings, including a national title game appearance during the 2020-21 spring season and semifinal berths in 2017, 2018 and the 2021 fall campaign.

Special teams coordinator Isaiah Jackson is new to the SDSU coaching staff, but played linebacker for the Jackrabbits from 2006-09. He ranked fifth on the team with 63 tackles in 2008 and tied for seventh with 52 stops as a senior in 2009, when the Jackrabbits made their first-ever appearance in the FCS playoffs.

For the past eight seasons, Jackson served on the coaching staff at UC Davis, which won a Big Sky Conference championship in 2018 and earned berths in the FCS playoffs three times (2018, 2021, 2024). He primarily coached the linebackers before moving to special teams coordinator in 2024.

In addition, tight ends coach Vince Benedetto also is a former Jackrabbit student-athlete. He lettered from 2010-13 before embarking on a successful coaching career at the high school level, highlighted by winning a state championship at Sioux Falls Jefferson in 2022.

**THE 12TH MAN:** South Dakota State has benefited from large crowds coming off the program's back-to-back national championships. In 2023, the Jackrabbits averaged 18,208 fans for regular season games, followed by another record-setting year in 2024 with an average attendance of 18,504 over six regular season home games.

Four games in each of the past two seasons have been sellouts, starting when 19,332 fans came out the for Sept. 9, 2023, showdown against Montana State. The crowd played a big role in the game, helping factor in nine false-start penalties by Montana State in the game, including six in the final quarter.

The 2023 Dakota Marker game against North Dakota State, which was a rematch from the 2022 FCS national championship game, drew a stadium-record 19,431 fans.

SDSU also set program playoff attendance records in all three postseason games it hosted in 2023, highlighted by a crowd of 12,265 in the semifinals against UAlbany.

Large crowds continued to fill Dana J. Dykhouse Stadium in 2024 as the first four Jackrabbit home games of season were sellouts and rank in the top nine for most-attended games in facility history. The Oct. 26 Interstate Series game versus South Dakota attracted 19,351 fans, making it the fifth-largest crowd in the nine-year history of the venue.

Following suit, the 2025 season opener also was announced as a sellout, with 19,163 fans filing into the stadium. That came two nights after a crowd of about 22,000 attended the Jacks Bash 3 concert featuring country music stars Ty Myers, Thomas Rhett and Blake Shelton.

**DANA J. DYKHOUSE STADIUM:** Jackrabbit football moved into a new home in September of 2016 with the completion of Dana J. Dykhouse Stadium.

The stadium, which was constructed in phases on the site of SDSU's previous home field, Coughlin-Alumni Stadium, seats 19,340 spectators and cost \$65 million to build.

Dana J. Dykhouse Stadium is being funded through private gifts and long-term revenue streams, including concessions and suite, loge box and ticket sales. Bonds are financing nearly two-thirds of the project's construction, with the remaining dollars coming from private support.

## OVERTIME GAMES

1998:	SDSU 30, Nebraska-Omaha [2 OT] (Oct. 17, 1998, at Coughlin-Alumni Stadium)
2002:	Augustana 39, SDSU 33 [3 OT] (Oct. 19, 2002, at Sioux Falls)
2004:	Southern Utah 23, SDSU 17 [2 OT] (Nov. 13, 2004, at Cedar City, Utah)
2007:	Western Illinois 29, SDSU 26 [4 OT] (Aug. 30, 2007, at Macomb, Ill.)
2008:	McNeese State 46, SDSU 44 [3 OT] (Oct. 4, 2008, at Coughlin-Alumni Stadium)
2011:	SDSU 43, Missouri State 36 [2 OT] (Oct. 29, 2011, at Springfield, Mo.)
2013:	SDSU 37, Northern Iowa 34 [2 OT] (Oct. 26, 2013, at Coughlin-Alumni Stadium)
2015:	Western Illinois 30, SDSU 24 [2 OT] (Nov. 21, 2015, at Macomb, Ill.)
2017:	SDSU 27, Illinois State 24 [OT] (Nov. 11, 2017, at Dana J. Dykhouse Stadium)
2018:	SDSU 54, Indiana State 51 [OT] (Oct. 6, 2018, at Dana J. Dykhouse Stadium)
2021:	Southern Illinois 42, SDSU 41 [OT] (Oct. 9, 2021, at Dana J. Dykhouse Stadium)
2024:	SDSU 20, South Dakota 17 [OT] (Oct. 26, 2024, at Dana J. Dykhouse Stadium)
Overall, SDSU is 6-6 in overtime games	

Lead gifts totaling \$12.5 million from former Jackrabbit football player and Sioux Falls banker Dana Dykhouse and philanthropist T. Denny Sanford were announced in October 2013.

The stadium officially opened Sept. 8, 2016, featuring a concert by country music stars Luke Bryan, Little Big Town and Lee Brice as part of the Jacks Bash opening weekend. The first football game was two days later, on Sept. 10, when the Jacks defeated Drake, 56-28.

SDSU has gone on to post a 62-7 record at Dana J. Dykhouse Stadium during its 10 seasons of operation, including a 16-1 mark in FCS playoff games. The Jacks' current home winning streak is 30 games (including playoff games), with their last home loss a 26-17 setback to Northern Iowa on Oct. 23, 2021. The 30-game streak is the longest active home winning streak in FCS and tied with Montana (1994-97) for the sixth-longest in FCS history.

In 2023, the Jackrabbits completed their fifth undefeated season while playing at Dana J. Dykhouse Stadium, compiling an 8-0 record. SDSU previously posted perfect home records in 2018 (7-0), the 2020-21 spring season (5-0) and both 2022 and 2023 (9-0).

Dana J. Dykhouse Stadium was designed by Kansas City-based Crawford Architects, with the construction firm JE Dunn serving as the project manager at risk and Henry Carlson Company of Sioux Falls serving as general contractor.

**JACKS IN THE PROS:** With the start of the 2025 National Football League season right around the corner, six former South Dakota State standouts appear on opening day rosters, continuing the Jackrabbits' long tradition of developing players into pro prospects.

Headlining the list are a pair of tight ends — Dallas Goedert of the Philadelphia Eagles and Tucker Kraft of the Green Bay Packers.

After being selected in the second round of the 2018 NFL Draft, Goedert has gone on to record 349 receptions for 4,085 yards and 24 touchdowns in seven seasons. He won a Super Bowl ring with the Eagles last season after recording 42 receptions during the regular season and adding 17 more catches during the postseason run.

Kraft put together a breakthrough second season with the Packers in 2024, tallying 50 catches for 707 yards and seven touchdowns. He was a third-round draft choice of Green Bay in 2023 and turned in a strong second half to his rookie season, finishing the year with 31 catches for 355 yards and a pair of touchdowns.

Linebacker Christian Rozeboom earned a Super Bowl ring with the Los Angeles Rams during the 2021 season and is now in his first season with the Carolina Panthers. A starter in both 2023 and 2024 with the Rams, Rozeboom totaled 214 tackles and two interceptions over the last two seasons, including a 135-stop campaign in 2024.

SDSU had two players selected in the NFL Draft in 2024 when Mason McCormick was taken in the fourth round by Pittsburgh and Isaiah Davis was a fifth-round pick of the New York Jets. McCormick settled into a starting role at guard during the 2024 season while Davis saw spot duty for the Jets as a rookie, finishing the year with 30 carries for 174 yards and a touchdown, as well as notching nine receptions for 75 yards and a score. Davis also returned nine kickoffs for 232 yards (25.8 yards per return) and registered seven tackles on special teams.

Another member of the Jackrabbits' back-to-back national championship teams, Isaiah Stalbird, is in his second season with the New Orleans Saints. Stalbird played mostly on special teams in 2024, notching three tackles.

Several other former Jackrabbit standouts were among their respective teams' final cuts earlier week, including: quarterback Chris Oladokun (Kansas City), running back Pierre Strong, Jr. (Cleveland), cornerback Dalys Beanum (New Orleans) and running back Amar Johnson (Green Bay).

## TEAM PLAYERS OF THE WEEK

### vs SACRAMENTO STATE

OFFENSE: Alex Bullock, William Paepke

DEFENSE: Reis Kirschenman, Cullen McShane

SPECIAL TEAMS: Matt Goehring

SCOUT OFFENSE: Sebastyen Fries

SCOUT DEFENSE: Rhett Schaefer

SCOUT SPECIAL TEAMS: Beau Bakken

Beanum and Oladokun have since returned to their fall camp teams on the practice squad, while Johnson recently signed as a practice squad player with the Los Angeles Chargers.

Leading the list of Jackrabbit pro football alumni are Hall of Famer Jim Langer and the NFL's career scoring leader, Adam Vinatieri.

Langer who played football at SDSU from 1967-69 and also was an All-American in baseball, played center on every offensive down during the Miami Dolphins' perfect season in 1972.

He was a first-team All-Pro four times and was selected to play in six Pro Bowl games. He played in three Super Bowl games with the Dolphins from 1970-79 before finishing his career with the Minnesota Vikings from 1980-81. Langer passed away in September 2019.

Vinatieri wrapped up his playing career after becoming the NFL's all-time scoring leader in 2018 as a member of the Indianapolis Colts. Over Vinatieri's 24 seasons from 1996-2019, his totals include NFL bests of 599-of-715 on field goal attempts, 83.8 percent, and 2,673 career points. He also ranks second in career extra points with 874.

In all, Vinatieri set 15 NFL records, including 21 100-point seasons.

**DAN JACKSON SHOW:** The Dan Jackson Show airs throughout the 2025 season.

The weekly, hour-long show originates in front of a live audience at 6 p.m. Mondays at Cubby's Sports Bar and Grill in downtown Brookings. Hosted by Tyler Merriam, the show airs along the Jackrabbit Sports Network, including flagship station WNAX 570 AM, and can be heard through the Jackrabbit app and online at GoJacks.com. In addition to radio, broadcasts also will be available for free live viewing on SDSU Athletics' Facebook and YouTube accounts (@GoJacksSDSU), as well as Midco Sports Plus. Replays of the shows will be televised on Midco Sports linear channels Tuesdays at 6 p.m. and Saturdays at 9 a.m.

Weekly segments include interviews with Jackrabbit coaches, student-athletes and others associated with SDSU football. Fans can submit questions through social media platforms and fans in attendance can register for weekly prizes.

**A LOOK AHEAD:** The Jackrabbits return to home action by hosting Drake in the 58th Beef Bowl. Kickoff for the Jacks in Black game is set for 6 p.m. at Dana J. Dykhouse Stadium.



# DEPTH CHART vs. MONTANA STATE

## OFFENSE

<b>LT</b>	69	QUINTEN CHRISTENSEN, 6-5, 300, Jr., Wessington Springs, S.D.
	63	Kyan Rauk, 6-8, 300, R-Fr., Northfield, Minn.
<b>LG</b>	77	William Paepke, 6-5, 315, So., Rapid City, S.D.
	58	Jackson Kerstin, 6-4, 285, So., Naperville, Ill.
<b>C</b>	54	Shane Willenbring, 6-4, 305, R-Fr., La Crosse, Wis.
	53	Caden Hotz, 6-2, 290, R-Fr., Waverly, Iowa
<b>RG</b>	62	Kenyon BigBow, 6-5, 310, So., Anadarko, Okla.
or	73	Nate Adams, 6-7, 330, Sr., Flower Mound, Texas
<b>RT</b>	76	SAM HAGEN, 6-6, 320, Sr., Fordville, N.D.
	63	Kyan Rauk, 6-8, 300, R-Fr., Northfield, Minn.
<b>TE</b>	88	Greyton Gannon, 6-4, 235, Jr., Eagle, Wis.
	83	John Pica, 6-4, 280, Jr., Dell Rapids, S.D.
or	4	David Alpers, 6-6, 255, Jr., Sioux Falls, S.D.
<b>WR</b>	12	GRAHM GOERING, 6-2, 210, Sr., Iowa City, Iowa
	2	Isaiah Garcia-Castaneda, 6-1, 200, Gr., Twentynine Palms, Calif.
<b>WR</b>	84	Alex Bullock, 6-2, 205, Sr., Omaha, Neb.
	19	Jack Smith, 6-0, 195, R-Fr., Sioux Falls, S.D.
<b>WR</b>	1	Lofton O'Groske, 6-2, 210, So., Coon Rapids, Minn.
	8	Sammy Dresie, 6-2, 195, R-Fr., Maize, Kan.
<b>QB</b>	7	Chase Mason, 6-4, 240, Sr., Hurley, S.D.
	13	Luke Marble, 6-4, 210, R-Fr., Smyrna, Ga.
<b>RB</b>	15	Julius Loughridge, 6-0, 215, Gr., Houston, Texas
	24	Brenden Begeman, 6-2, 210, So., Selby, S.D.

Returning starters indicated in CAPS

## DEFENSE

<b>DE</b>	99	Dawson Ripperda, 6-4, 255, Jr., Larchwood, Iowa
	97	Blake Leiferman, 6-5, 265, R-Fr., Kimball, S.D.
<b>DT</b>	94	KOBE CLAYBORNE, 6-0, 280, Sr., Sioux City, Iowa
	98	Mac Muller, 6-1, 270, R-Fr., Osage, Iowa
<b>DT</b>	51	Logan Green, 6-4, 290, Jr., Northboro, Iowa
	55	Aaron Wolfcale-Holsten, 6-2, 285, Sr., Gilbert, Ariz.
<b>DE</b>	8	Reis Kirschenman, 6-4, 265, So., Tea, S.D.
	93	Kevin Spelman, 6-5, 260, Gr., New Lenox, Ill.
<b>LB</b>	5	Cullen McShane, 6-2, 230, Jr., Marquette, Iowa
(Will)	33	Bryce Johnson, 6-3, 220, Jr., Parker, Colo.
<b>LB</b>	11	Joe Ollman, 6-1, 230, Jr., Mequon, Wis.
(Mike)	9	Matt Goehring, 6-1, 220, Jr., Sioux Falls, S.D.
<b>LB</b>	47	Kytan Fyfe, 6-2, 210, Jr., Grand Island, Neb.
(Sam)	28	Chase Van Tol, 6-1, 200, So., Tea, S.D.
<b>LCB</b>	2	Myles Taylor, 6-1, 175, Sr., Gilbert, Ariz.
	0	Isaiah Johnson, 6-0, 185, Sr., Chicago Heights, Ill.
or	16	Noah St-Juste, 5-10, 175, So., Montreal, Quebec
<b>FS</b>	6	Jalen Lee, 6-0, 200, Jr., Wentzville, Mo.
	25	Koby Bretz, 6-2, 210, Sr., Omaha, Neb.
<b>SS</b>	3	Dontay Johnson, 6-2, 205, Jr., Fort Collins, Colo.
	27	Noah Thompson, 6-0, 185, Jr., Brandon, S.D.
<b>RCB</b>	1	Jayden Oliver, 6-4, 185, Gr., Tampa, Fla.
	13	Aydan Dautermann, 6-2, 195, Sr., Hartford, Wis.

## SPECIAL TEAMS

<b>PK</b>	26	Eli Stader, 6-0, 225, Gr., Cedar Grove, Wis.
	81	Ryan Harrington, 6-3, 175, Fr., Ankeny, Iowa
<b>P</b>	41	Max Pelham, 6-1, 195, Sr., Ankeny, Iowa
	26	Eli Stader, 6-0, 225, Gr., Cedar Grove, Wis.
<b>Long Snaps</b>	37	KAYDON OLIVIA, 5-11, 215, Sr., Schertz, Texas
	59	Carson Strohbeen, 6-1, 210, So., Sioux City, Iowa
<b>Holder</b>	41	Max Pelham, 6-1, 195, Sr., Ankeny, Iowa
	5	Jon Bell, 6-3, 205, Jr., Naperville, Ill.
<b>KOR</b>	2	Isaiah Garcia-Castaneda, 6-1, 200, Gr., Twentynine Palms, Calif.
	1	Lofton O'Groske, 6-2, 210, So., Coon Rapids, Minn.
or	24	Brenden Begeman, 6-2, 210, So., Selby, S.D.
<b>PR</b>	2	Isaiah Garcia-Castaneda, 6-1, 200, Gr., Twentynine Palms, Calif.
	2	Myles Taylor, 6-1, 175, Sr., Gilbert, Ariz.

## COACHING AND SUPPORT STAFF

Head Coach: Dan Jackson  
 Offensive Coordinator/Quarterbacks: Eric Eidsness  
 Defensive Coordinator/Safeties: Brian Bergstrom  
 Special Teams Coordinator: Isaiah Jackson  
 Offensive Line: Mike Bangtson  
 Tight Ends: Vince Benedetto  
 Wide Receivers: Luke Bengtson  
 Linebackers: Zane Busekist  
 Running Backs/Recruiting Coordinator: Deontae Cooper  
 Defensive Line: Logan McCormick  
 Cornerbacks: Marcus McLin

Quality Control: Robert Armand (defensive backs), Caleb Baker (offensive line), Cody Brown (special teams), Jonah Chong (wide receivers), DyShawn Gales (cornerbacks), Noah Kent (defensive line), Jade Lawrence (linebackers), C.J. Pickrel (quarterbacks)  
 Video Coordinator: Brock Swanson  
 General Manager: Tyler Wrice  
 Director of Football Operations: Ethan Beisner  
 Director of Football Performance: Nathan Morris  
 Football Equipment: Trey Mason  
 Sports Medicine: Charlie Miller, Hallie Hawe, Megan Blomberg



# South Dakota State University JACKRABBITS

## 2025 Football Roster

No.	NAME	Pos	Ht	Wt	Yr	HOMETOWN	No.	NAME	Pos	Ht	Wt	Yr	HOMETOWN
0	Landon Dulaney	WR	6-2	200	Fr.	Brandon, S.D.	41	Spencer Wientjes	LB	6-0	215	Fr.	Watertown, S.D.
0	Isaiah Johnson	CB	6-0	185	Sr.	Chicago Heights, Ill.	42	Brady Kurt	LB	6-2	190	Fr.	Independence, Iowa
1	Lofton O'Groske	WR	6-2	210	So.	Coon Rapids, Minn.	43	Cam Cribari	S	6-0	175	Fr.	West Des Moines, Iowa
1	Jayden Oliver	CB	6-4	185	Gr.	Tampa, Fla.	43	Andrew Gustad	TE	6-1	235	Jr.	Volin, S.D.
2	Isaiah Garcia-Castaneda	WR	6-1	200	Gr.	Twentynine Palms, Calif.	44	Casey Larson	LB	6-2	205	Fr.	Woodinville, Wash.
2	Myles Taylor	CB	6-1	175	Sr.	Gilbert, Ariz.	44	Josh Myers	RB	6-0	190	Fr.	Sioux Falls, S.D.
3	Dontay Johnson	S	6-2	205	Jr.	Fort Collins, Colo.	45	Boden Schiller	LB	6-1	200	R-Fr.	Volga, S.D.
4	David Alpers	TE	6-6	255	Jr.	Sioux Falls, S.D.	46	Shane Henderson	TE	6-6	235	Fr.	Mobridge, S.D.
4	Andrew Price	LB	6-1	205	Fr.	West Des Moines, Iowa	46	Maverick LeBrun	DE	6-5	235	Fr.	Flandreau, S.D.
5	Jon Bell	QB	6-3	205	Jr.	Naperville, Ill.	46	Evan McCarty	TE	6-5	260	Fr.	Hamel, Minn.
5	Cullen McShane	LB	6-2	230	Jr.	Marquette, Iowa	47	Kytan Fyfe	LB	6-2	210	Jr.	Grand Island, Neb.
6	Elijah Ervin	WR	6-1	195	Sr.	Phoenix, Ariz.	48	Krayton Bergstrom	K	5-7	165	Fr.	Winona, Minn.
6	Jalen B. Lee	CB	6-0	200	Jr.	Wentzville, Mo.	48	Jack Nash	LB	6-1	185	R-Fr.	Palmer, Alaska
7	Chase Mason	QB	6-4	240	Sr.	Hurley, S.D.	49	Luke Krempges	DE	6-4	235	Fr.	Sioux Falls, S.D.
8	Sammy Dresie	WR	6-2	195	R-Fr.	Maize, Kan.	49	Jozef Reisz	TE	6-3	235	Fr.	Woodbine, Iowa
8	Reis Kirschenman	DE	6-4	265	So.	Tea, S.D.	50	Nick Wells	DE	6-4	260	R-Fr.	Sioux City, Iowa
9	Matt Goehring	LB	6-1	220	Jr.	Sioux Falls, S.D.	51	Logan Green	DT	6-4	290	Jr.	Northboro, Iowa
9	Preston Otter	QB	6-3	210	Fr.	Hemlock, Mich.	52	Brody Targgart	DT	6-2	295	Jr.	Ankeny, Iowa
10	Brayden Delahoyde	TE	6-5	245	R-Fr.	Spearfish, S.D.	53	Caden Hotz	OL	6-2	290	R-Fr.	Waverly, Iowa
11	Joe Ollman	LB	6-1	230	Jr.	Mequon, Wis.	54	Shane Willenbring	OL	6-4	305	R-Fr.	La Crosse, Wis.
11	Luke Womack	WR	6-4	205	Fr.	Happy Valley, Ore.	55	Aaron Wolfcale-Holsten	DT	6-2	285	Sr.	Gilbert, Ariz.
12	Graham Goering	WR	6-2	210	Sr.	Iowa City, Iowa	57	Sam Christensen	DT	6-2	250	Fr.	Rock Rapids, Iowa
12	Jason Thome	S	6-0	190	Jr.	Arvada, Colo.	58	Jackson Kerstin	OL	6-4	285	So.	Naperville, Ill.
13	Aydan Dautermann	CB	6-2	195	Sr.	Hartford, Wis.	59	Carson Strohbeen	LS	6-1	210	So.	Sioux City, Iowa
13	Luke Marble	QB	6-4	210	R-Fr.	Smyrna, Ga.	62	Kenyon BigBow	OL	6-5	310	So.	Anadarko, Okla.
14	Reese Osgood	WR	5-11	185	Jr.	Franklin, Wis.	63	Kyan Rauk	OL	6-8	300	R-Fr.	Northfield, Minn.
15	Julius Loughridge	RB	6-0	215	Gr.	Houston, Texas	64	Thomas Dwyer	OL	6-6	285	Fr.	Oconomowoc, Wis.
16	Jack Henry	QB	6-2	215	R-Fr.	Dell Rapids, S.D.	66	Brock Osbahr	OL	6-2	295	Fr.	De Pere, Wis.
16	Noah St-Juste	CB	5-10	175	So.	Montreal, Quebec	67	Ian Mutchler	OL	6-4	300	So.	Morton, Ill.
17	Ernest Blackshire Jr.	LB	6-2	215	Jr.	Milwaukee, Wis.	69	Quinten Christensen	OL	6-5	300	Jr.	Wessington Springs, S.D.
17	Jack Thue	QB	6-2	205	R-Fr.	Brandon, S.D.	70	Lincoln Semchenko	OL	6-5	295	Fr.	Brandon, S.D.
18	Ky Oday Jr.	WR	5-11	170	Jr.	Denver, Colo.	71	Reggie Kloehn	DT	6-1	270	Fr.	Fremont, Wis.
19	Jack Smith	WR	6-0	195	R-Fr.	Sioux Falls, S.D.	73	Nate Adams	OL	6-7	330	Sr.	Flower Mound, Texas
20	Graham Eben	LB	6-1	200	R-Fr.	Rock Rapids, Iowa	74	JB Walters	OL	6-4	280	Fr.	Grand Forks, N.D.
21	Myles Green	CB	6-0	180	Fr.	Homewood, Ill.	76	Sam Hagen	OL	6-6	320	Sr.	Fordville, N.D.
22	Jamari Holliman	CB	6-0	190	So.	Miami, Fla.	77	William Paepke	OL	6-5	315	So.	Rapid City, S.D.
23	Joe Kolega	WR	5-11	190	Fr.	Omaha, Neb.	78	Micah Hach	OL	6-4	295	Fr.	Watertown, S.D.
24	Brenden Begeman	RB	6-2	210	So.	Selby, S.D.	79	Thomas Martian	OL	6-3	280	R-Fr.	Rapid City, S.D.
25	Koby Bretz	S	6-2	210	Sr.	Omaha, Neb.	80	Zac Van Meeteren	WR	6-6	215	Fr.	Hayti, S.D.
26	Eli Stader	K	6-0	225	Gr.	Cedar Grove, Wis.	81	Ryan Harrington	K	6-3	175	Fr.	Ankeny, Iowa
27	Noah Thompson	S	6-0	185	Jr.	Brandon, S.D.	82	Coleman Kuntz	TE	6-3	240	Sr.	Beaumont, Calif.
28	Chase Van Tol	LB	6-1	200	So.	Tea, S.D.	83	John Pica	TE	6-4	280	Jr.	Dell Rapids, S.D.
29	Corey Blair Jr.	RB	6-3	210	Fr.	Kernersville, N.C.	84	Alex Bullock	WR	6-2	205	Gr.	Omaha, Neb.
30	Cody Cotton	CB	6-0	185	Jr.	Pleasant Prairie, Wis.	85	Joe Roll	WR	5-9	190	So.	Gretna, Neb.
31	Carter York	S	5-11	195	Fr.	Sycamore, Ill.	86	TyJohn Brooks	WR	5-8	165	Fr.	Minneapolis, Minn.
32	James Basinger	RB	5-10	200	Fr.	Littleton, Colo.	87	Ben Brooks	TE	6-8	235	Fr.	Madison, S.D.
33	Bryce Johnson	LB	6-3	220	Jr.	Parker, Colo.	88	Greyton Gannon	TE	6-4	235	Jr.	Eagle, Wis.
33	Jalyn Thompson	TE	6-2	255	So.	West Des Moines, Iowa	89	Sebastyen Fries	TE	6-2	225	Fr.	Lakeville, Minn.
34	Josiah Johnson	RB	6-0	220	Fr.	Milwaukee, Wis.	90	Danny Bradley	DE	6-4	260	Fr.	Windermere, Fla.
34	Jackson Powers	DB	5-11	185	So.	Maple Grove, Minn.	91	Jace Sifore	DT	6-4	290	Jr.	Howard, S.D.
35	Finn Benz	S	6-2	190	Fr.	St. Paul, Minn.	92	Sam Watts	DE	6-3	245	R-Fr.	Cedar Rapids, Iowa
35	Quinton Renfro	RB	5-11	205	R-Fr.	Joplin, Mo.	93	Kevin Spelman	DE	6-5	260	Gr.	New Lenox, Ill.
36	Justin Kabera	CB	5-11	170	Fr.	Harrisburg, Minn.	94	Kobe Clayborne	DL	6-0	280	Sr.	Sioux City, Iowa
37	Austin Bradley	CB	6-0	165	Fr.	Chandler, Ariz.	95	Mason Brosseau	DT	6-3	310	Sr.	Hanford, Calif.
37	Kaydon Olivia	LS	5-11	215	Sr.	Schertz, Texas	96	Rhett Schaefer	DE	6-3	255	R-Fr.	Walcott, Iowa
38	Max Stanard	S	5-11	190	R-Fr.	Manhattan, Kan.	97	Blake Leiferman	DE	6-5	265	R-Fr.	Kimball, S.D.
39	Beau Bakken	LB	6-4	215	Fr.	Garretson, S.D.	98	Mac Muller	DT	6-1	270	R-Fr.	Osage, Iowa
40	Kevin Carrigan Jr.	K	6-1	200	Jr.	Warrington, Pa.	99	Anthony Erickson	K	5-10	190	So.	Sioux Falls, S.D.
40	Liam Shaw	DE	6-3	250	Fr.	Muskego, Wis.	99	Dawson Ripperda	DE	6-4	255	Jr.	Larchwood, Iowa
41	Max Pelham	P	6-1	195	Sr.	Ankeny, Iowa							



# DAN JACKSON

## Head Coach • First Season

### Alma Mater: Nebraska-Omaha, 2008

Dan Jackson was named the 22nd head football coach in South Dakota State history on Dec. 31, 2024. His hiring marked a return to the Jackrabbit program which he previously was associated with as both a student-athlete and assistant coach.

"South Dakota State is a special place and it's just so comforting to be back. I cannot wait to begin this journey and make this university and this football program even more special than it already is," Jackson said during his introductory press conference. "I'm ready. I'm prepared. I have seen and experienced so many different things throughout my career that I have no doubt that we're going to take this football program to new heights."

An Omaha native, Jackson began his association with SDSU football as a player from 2003-05. He joined the Jackrabbits' coaching staff as a graduate assistant in 2012, when SDSU began its current streak of 13 consecutive appearances in the Football Championship Subdivision playoffs. He was elevated to cornerbacks coach in 2014 and also served as recruiting coordinator, special teams coordinator and assistant head coach under John Stiegelmeier before moving on to Northern Illinois following the 2019 season.

Jackson coached two seasons at Northern Illinois, then was hired at Vanderbilt, where he coached defensive backs during the 2022 and 2023 seasons. In 2024, Jackson became a defensive coordinator for the first time when he joined the coaching staff at Idaho under former Jackrabbit colleague Jason Eck. He also coached the linebackers for a Vandals squad that advanced to the quarterfinals of the FCS playoffs. Jackson recently was tabbed to become defensive coordinator at New Mexico under Eck.

"There's a new landscape in college football and those things can change, and morph and move, but our standards will not change," Jackson said. "Our goal will always be to win a national championship. Our goal will always be to be the best football program in the country. We will evolve and we will grow and we will thrive in the new landscape of college football."

Joining Jackson in Brookings is his wife, Missy.

#### WHAT OTHERS ARE SAYING

"(Dan Jackson) will represent the core values of not only the Athletic Department, but this university, that guide us daily. I want to stress that the football program at SDSU is moving forward. We will continue to have the success on and off the field we have come to appreciate. Our next chapter is just unfolding and I am extremely excited." — SDSU President Barry Dunn

"We've spent years building success on the fields, we've spent years building success in the classroom and we've spent years working to fill this building and the stands. We know who we are and we're really proud of the impact that we have on this university. But what we needed was a leader that understood this, could embrace it, but who also could help us navigate all the challenges we are facing in college athletics moving forward." — SDSU Director of Athletics Justin Sell

"Dan Jackson is a passionate leader who cares for the individuals in the program. He is positive, he is a tremendous recruiter and he is a true Jackrabbit. He will give SDSU his best." — John Stiegelmeier, former SDSU head coach (1997-2022)

"Knowing how special and personal it is to coach at your alma mater, I'm thrilled for Dan to have the opportunity to return to Brookings. His energy, positivity and coaching experience will be tremendous assets as he begins building on Coach Stiegelmeier's championship legacy. I cannot wait to see what's ahead for Jackrabbit Football." — Clark Lea, Vanderbilt head coach

"From the time I first worked with Dan Jackson in 2016, I knew he would be a head coach. Dan did an outstanding job leading our defense last year. His ability to connect with people of all backgrounds, his work ethic and his energy make him ready for this opportunity." — Jason Eck, New Mexico head coach

"I am extremely excited for Dan and Missy for the opportunity presented to them at South Dakota State. Dan has a passion for coaching, he is extremely organized and thorough, and always saw the big picture even as an assistant. It is professionally fulfilling to witness Dan Jackson rise to become the head coach at his alma mater. Dan Loves SDSU with all of his heart and will do an excellent job keeping the championship standards. I wish him all the best." — Thomas Hammock, Northern Illinois head coach



# 7-CHASE MASON

6-4, 240, Senior • Quarterback

Hurley, South Dakota (Viborg-Hurley H.S./Nebraska)

## CAREER NOTES:

- Began collegiate career as a baseball student-athlete at Nebraska
- His 161 rushing yards against Youngstown State on Oct. 12, 2024, are the most in a game by a Jackrabbit quarterback in the Division I era
- Missouri Valley Football Conference Commissioner's Academic Excellence Award (2024)
- MVFC Honor Roll (2022, 2023, 2024)
- Team Captain (2025)

## CHASE MASON'S CAREER STATISTICS

Year	GP	Eff.	Comp	Att	Int	Pct.	Yds	TD	LG	Rush	Yds	TD	LG
2022	DNP-Injury												
2023	9	160.49	16	26	0	61.5	267	1	*71	16	184	2	*69
2024	10	133.74	17	26	0	65.4	133	2	19	46	464	6	*69
2025	1	157.65	17	23	0	73.9	190	1	44	18	30	0	16
<b>Career</b>	<b>20</b>	<b>150.35</b>	<b>50</b>	<b>75</b>	<b>0</b>	<b>66.7</b>	<b>590</b>	<b>4</b>	<b>*71</b>	<b>80</b>	<b>647</b>	<b>8</b>	<b>*69</b>

\* denotes touchdown

Note: Also has two career receptions for total of minus-2 yards

## CHASE MASON'S 2023 GAME-BY-GAME STATISTICS

Game	Comp	Att	Int	Yds	TD	LG	Rush	Yds	TD	LG
Western Oregon	5	9	0	67	0	31	3	40	1	33
Montana State	DNP									
Drake	3	4	0	33	0	20	1	69	1	*69
North Dakota	0	0	0	0	0	0	0	0	0	0
Illinois State	DNP									
Northern Iowa	0	0	0	0	0	0	2	5	0	4
Southern Illinois	DNP									
South Dakota	0	1	0	0	0	0	2	29	0	21
North Dakota State	DNP									
Youngstown State	3	4	0	29	0	15	3	14	0	7
Missouri State	0	0	0	0	0	0	2	12	0	7
Mercer	4	6	0	67	0	32	2	9	0	5
Villanova	DNP									
UAlbany	1	2	0	71	1	*71	1	6	0	6
Montana	DNP									
<b>Season Totals</b>	<b>16</b>	<b>26</b>	<b>0</b>	<b>267</b>	<b>1</b>	<b>*71</b>	<b>16</b>	<b>184</b>	<b>2</b>	<b>69</b>

## CHASE MASON'S 2024 GAME-BY-GAME STATISTICS

Game	Comp	Att	Int	Yds	TD	LG	Rush	Yds	TD	LG
Oklahoma State	0	0	0	0	0	0	1	0	0	0
Incarnate Word	0	0	0	0	0	0	4	30	0	16
Augustana	DNP									
SE Louisiana	1	2	0	11	0	11	7	56	1	31
Northern Iowa	3	4	0	28	0	12	7	9	1	8
Youngstown State	2	2	0	12	1	8	5	161	2	*69
North Dakota State	0	0	0	0	0	0	5	80	1	*66
South Dakota	1	1	0	0	0	0	4	14	0	4
Murray State	10	16	0	82	1	19	7	68	1	23
North Dakota	DNP									
Southern Illinois	DNP									
Missouri State	DNP									
Montana	DNP									
Incarnate Word	0	0	0	0	0	0	3	44	0	18
North Dakota State	0	1	0	0	0	0	3	2	0	3
<b>Season Totals</b>	<b>17</b>	<b>26</b>	<b>0</b>	<b>133</b>	<b>2</b>	<b>19</b>	<b>46</b>	<b>464</b>	<b>6</b>	<b>*69</b>

## CHASE MASON'S 2025 GAME-BY-GAME STATISTICS

Game	Comp	Att	Int	Yds	TD	LG	Rush	Yds	TD	LG
Sacramento State	17	23	0	190	1	44	18	30	0	16
<b>Season Totals</b>	<b>17</b>	<b>26</b>	<b>0</b>	<b>133</b>	<b>2</b>	<b>19</b>	<b>46</b>	<b>464</b>	<b>6</b>	<b>*69</b>





# 15-JULIUS LOUGHRIDGE

**6-0, 215, Senior • Running Back**

**Houston, Texas (Mayde Creek H.S./Fordham)**

## CAREER NOTES:

- Active Football Championship Subdivision career rushing leader (3,281)
- Walter Payton Award Watch List (2025)
- All-Patriot League First Team (2023, 2024)
- Missouri Valley Football Conference Newcomer of the Week (Aug. 30, 2025)

## JULIUS LOUGHRIDGE'S CAREER STATISTICS

Year	Rush	Yds	Avg	TD	LG	Rec	Yds	TD	LG	KOR	Yds	Avg	TD	LG
2022	131	931	7.1	8	42	4	16	0	14	0	0	0.0	0	0
2023	207	1,146	5.5	10	50	24	196	2	26	0	0	0.0	0	0
2024	194	1,044	5.4	9	55	21	155	0	44	0	0	0.0	0	0
2025	22	159	7.2	0	37	0	0	0	0	0	0	0.0	0	0
<b>Career</b>	<b>554</b>	<b>3,281</b>	<b>5.9</b>	<b>27</b>	<b>55</b>	<b>49</b>	<b>367</b>	<b>2</b>	<b>44</b>	<b>19</b>	<b>401</b>	<b>21.1</b>	<b>0</b>	<b>51</b>

\* denotes touchdown

Note 2022-24 statistics at Fordham

## JULIUS LOUGHRIDGE'S 2025 GAME-BY-GAME STATISTICS

Game	Rush	Yds	TD	LG	Rec	Yds	TD	LG	KOR	Yds	TD	LG
Sacramento State	22	159	0	37	0	0	0	0	0	0	0	0
<b>Season Totals</b>	<b>22</b>	<b>159</b>	<b>0</b>	<b>37</b>	<b>0</b>	<b>0</b>	<b>0</b>	<b>0</b>	<b>0</b>	<b>0</b>	<b>0</b>	<b>0</b>



# 94-KOBE CLAYBORNE

**6-0, 280, Senior • Defensive Lineman**

**Sioux City, Iowa (Bishop Heelan H.S./Northwest Missouri State)**

## CAREER NOTES:

- Buck Buchanan Award Watch List (2025)
- All-Missouri Valley Football Conference Honorable Mention (2024)
- MVFC All-Newcomer Team (2024)
- Second-team all-MIAA honors at Northwest Missouri State (2023) after tying for team lead with six sacks
- College Sports Communicators Division II Academic All-America Second Team (2023)
- MVFC Commissioner's Academic Excellence Award (2024)
- MVFC Honor Roll (2024)
- Team Captain (2025)

## KOBE CLAYBORNE'S CAREER STATISTICS (SDSU ONLY)

YEAR	G	SOLO	AST	TOTAL	TFL-Yds	SACK-Yds	PBU	INT-Yds	BK	FR-Yds	FF
2024	15	17	17	34	5.5-26	4.5-21	0	0-0	0	1-0	0
2025	1	2	1	3	1.0-7	1.0-7	0	0-0	0	0-0	0
<b>CAREER</b>	<b>16</b>	<b>19</b>	<b>18</b>	<b>37</b>	<b>6.5-33</b>	<b>5.5-28</b>	<b>0</b>	<b>0-0</b>	<b>0</b>	<b>1-0</b>	<b>0</b>

## KOBE CLAYBORNE'S 2024 GAME-BY-GAME STATISTICS

Game	Solo	Ast	Total	TFL-Yds	Sack-Yds	Int-Yds	FF	FR
Oklahoma State	2	2	4	0-0	0-0	0-0	0	0
Incarnate Word	0	1	1	0-0	0-0	0-0	0	0
Augustana	4	1	5	1.0-5	0-0	0-0	0	0
SE Louisiana	1	1	2	1.5-10	1.5-10	0-0	0	0
Northern Iowa	0	0	0	0-0	0-0	0-0	0	1
Youngstown St.	0	0	0	0-0	0-0	0-0	0	0
North Dakota St.	0	4	4	0-0	0-0	0-0	0	0
South Dakota	0	1	1	0-0	0-0	0-0	0	0
Murray State	0	2	2	0-0	0-0	0-0	0	0
North Dakota	2	0	2	0-0	0-0	0-0	0	0
Southern Illinois	2	1	3	1.0-2	1.0-2	0-0	0	0
Missouri State	0	0	0	0-0	0-0	0-0	0	0
Montana	3	1	4	0-0	0-0	0-0	0	0
Incarnate Word	2	3	5	1.0-1	1.0-1	0-0	0	0
North Dakota St.	1	0	1	1.0-8	1.0-8	0-0	0	0
<b>Season Totals</b>	<b>17</b>	<b>17</b>	<b>34</b>	<b>5.5-26</b>	<b>4.5-21</b>	<b>0-0</b>	<b>0</b>	<b>1</b>

## KOBE CLAYBORNE'S 2025 GAME-BY-GAME STATISTICS

Game	Solo	Ast	Total	TFL-Yds	Sack-Yds	Int-Yds	FF	FR
Sacramento St.	2	1	3	1.0-7	1.0-7	0-0	0	0
<b>Season Totals</b>	<b>2</b>	<b>1</b>	<b>3</b>	<b>1.0-7</b>	<b>1.0-7</b>	<b>0-0</b>	<b>0</b>	<b>0</b>

## FOOTBALL CHAMPIONSHIP SUBDIVISION POLLS

### STATS PERFORM FCS POLL — SEPT. 1

PL.	SCHOOL	2025 RECORD	POINTS	PR
1.	<b>North Dakota State [54]</b>	1-0	1,397	1
2.	<i>South Dakota State</i>	1-0	1,333	3
3.	<b>Montana State [1]</b>	0-1	1,274	2
4.	<b>South Dakota [1]</b>	0-1	1,171	4
5.	Tarleton State	2-0	1,164	10
6.	Montana	0-0	1,027	7
7.	<b>Illinois State</b>	0-1	961	6
8.	UC Davis	1-0	958	8
9.	Rhode Island	1-0	953	9
10.	Idaho	0-1	879	12
11.	Lehigh	1-0	745	14
12.	Incarnate Word	1-1	730	5
13.	Villanova	0-0	718	13
14.	Southern Illinois	1-0	423	20
15.	Jackson State	1-0	422	17
16.	Abilene Christian	0-1	396	16
17.	Tennessee Tech	1-0	371	21
18.	<b>Sacramento State</b>	0-1	351	15
19.	Northern Arizona	0-1	349	19
20.	<b>North Dakota</b>	0-1	325	NR
21.	Monmouth (N.J.)	1-0	323	22
22.	Nicholls	1-1	265	NR
23.	Mercer	0-1	229	11
24.	Southern Utah	1-0	226	NR
25.	Stephen F. Austin	0-1	146	23

Notes: First-place votes in brackets; opponents listed in **bold**

Teams receiving votes: Austin Peay, 145; East Tennessee State, 116; Harvard, 105; New Hampshire, 100; UT Martin, 93; Southeast Missouri State, 71; Gardner-Webb, 54; Stony Brook, 54; Richmond, 53; Western Carolina, 45; Eastern Kentucky, 37; Chattanooga, 35; Tennessee State, 31; South Carolina State, 30; Presbyterian, 24; **Youngstown State**, 20; North Carolina Central, 11.

### AFCA FCS COACHES' POLL — SEPT. 2

PL.	SCHOOL	2025 RECORD	POINTS	PR
1.	<b>North Dakota State [25]</b>	1-0	649	1
2.	<i>South Dakota State</i>	1-0	586	3
3.	<b>Montana State</b>	0-1	567	2
	Tarleton State [1]	2-0	567	8
5.	UC Davis	1-0	469	7
6.	<b>South Dakota</b>	0-1	465	5
7.	<b>Illinois State</b>	0-1	446	6
8.	Rhode Island	1-0	440	10
9.	Incarnate Word	1-1	412	4
10.	Montana	0-0	402	9
11.	Idaho	0-1	384	12
12.	Villanova	0-0	338	18
13.	Lehigh	1-0	291	15
14.	Jackson State	1-0	268	17
15.	Southern Illinois	1-0	239	20
16.	<b>Sacramento State</b>	0-1	213	14
17.	Abilene Christian	0-1	211	16
18.	Monmouth (N.J.)	1-0	184	21
19.	Northern Arizona	0-1	167	18
20.	Tennessee Tech	1-0	159	T22
21.	Mercer	0-1	156	11
22.	<b>North Dakota</b>	0-1	95	NR
23.	Stephen F. Austin	0-1	60	24
24.	East Tennessee State	1-0	58	NR
25.	Nicholls	1-1	57	NR
	Western Carolina	0-1	57	19

Notes: First-place votes in brackets; opponents listed in **bold**

Teams receiving votes: Austin Peay, 55; Richmond, 44; Furman, 41; South Carolina State, 40; Southern Utah, 36; New Hampshire, 30; Stony Brook, 30; UT Martin, 22; **Northern Iowa**, 21; Northern Colorado, 17; **Youngstown State**, 17; Cal Poly, 16; North Carolina Central, 15; Harvard, 14; Dartmouth, 13; Eastern Washington, 12; Idaho State, 12; Chattanooga, 10; Lafayette, 10; Tennessee State, 10; Southeastern Louisiana, 8; Holy Cross, 7; Albany, 6; **Indiana State**, 2.

## MISSOURI VALLEY FOOTBALL CONFERENCE

### 2025 MVFC STANDINGS

SCHOOL	CONFERENCE	PF	PA	OVERALL	PF	PA
Southern Illinois	0-0	0	0	1-0	49	3
Indiana State	0-0	0	0	1-0	41	24
North Dakota State	0-0	0	0	1-0	38	0
Northern Iowa	0-0	0	0	1-0	38	14
Youngstown State	0-0	0	0	1-0	24	15
South Dakota State	0-0	0	0	1-0	20	3
North Dakota	0-0	0	0	0-1	35	38
Murray State	0-0	0	0	0-1	17	45
South Dakota	0-0	0	0	0-1	7	55
Illinois State	0-0	0	0	0-1	3	35

### THIS WEEK'S SCHEDULE

#### SATURDAY, SEPT. 6

Eastern Illinois at Indiana State, noon  
 Robert Morris (Pa.) at Youngstown State, 1 p.m.  
 North Dakota State at Tennessee State, 1:30 p.m.  
 Northern Iowa at Wyoming, 3 p.m.  
 South Dakota at Lamar, 6 p.m.

Portland State at North Dakota, 6 p.m.  
 Southeastern Louisiana at Murray State, 6 p.m.  
 Morehead State at Illinois State, 6 p.m.  
 Southern Illinois at Purdue, 6:30 p.m.  
 South Dakota State at Montana State, 7 p.m.  
 All times Central

### 2025 PRESEASON POLL

1.	North Dakota State [39]	417
2.	South Dakota State	355
3.	South Dakota [3]	349
4.	Illinois State	292
5.	Youngstown State	211
6.	Southern Illinois	208
7.	North Dakota	196
8.	Northern Iowa	130
9.	Indiana State	105
10.	Murray State	47



## #1/1 SDSU 20, #3/3 MONTANA STATE 16

Sept. 9, 2023 • Dana J. Dykhouse Stadium (Att.: 19,332)

Top-ranked South Dakota State scored three second-half touchdowns and survived a wild finish to outlast third-ranked Montana State, 20-16, before a sold-out Beef Bowl crowd of 19,332 Sept. 9 at Dana J. Dykhouse Stadium.

The Jackrabbits, who took the lead for good on a 35-yard catch and touchdown run by freshman wide receiver Griffin Wilde, improved to 2-0 on the season and extended their school-record winning streak to 16 games. Montana State dropped to 1-1 overall.

The Bobcats controlled the first half, holding SDSU scoreless thanks to a stout defense and a ball-control, dual-quarterback offense that built a 2-to-1 advantage in time of possession. After forcing a fumble on the Jackrabbits' first offensive drive, MSU opened the scoring with a 10-play, 57-yard march. Tommy Mellott recorded a pair of 8-yard carries and completed a pair of passes for another 14 yards before turning the offense over to Sean Chambers, who rushed four times for 17 yards, ending the first scoring drive with a 2-yard run.

SDSU managed only 17 yards of total offense on nine plays in the first quarter and saw its struggles continue as the Bobcats extended their lead to 10-0 on a 27-yard field goal by Brendan Hall six minutes into the second quarter.

The Jackrabbits got the spark they needed on the first play from scrimmage of the second half when Amar Johnson scampered around left end for a 26-yard gain into Montana State territory. Six plays later, quarterback Mark Gronowski found the end zone from 20 yards out down the right sideline.

On their next possession, SDSU strung together an 11-play, 95-yard drive that lasted the final 5:55 of the third quarter and ended two plays and 45 seconds into the fourth quarter as Gronowski zipped a pass down the left hash to tight end Zach Heins for a 16-yard touchdown and a 13-10 lead.

However, SDSU missed the extra point as errors on special teams cropped in the fourth quarter. The Jackrabbits were able to overcome a 59-yard return by Marqui Johnson on the ensuing kickoff as Cale Reeder intercepted a Chambers pass over the middle.

Following the turnover, SDSU was forced to punt from the shadow of its own goal line and Julius Davis broke through to block Hunter Dustman's attempt, which was recovered at the 1-yard line. Chambers was stuffed shy of the goal line on each of the first two plays before the Bobcats were flagged for the second of what would be six false-start penalties going into the teeth of the Jackrabbit student section in the fourth quarter. Hall's second field goal, this time from 19 yards, tied the game at 13-all.

After another Jackrabbit punt midway through the final quarter, the Bobcats regained the lead on a 24-yard field goal by Hall. The Bobcats converted on fourth-and-1 near midfield on the first set of downs, but three more false-start miscues forced MSU to again settle for a field goal.

SDSU struck quickly to take the lead back, needing only two plays and 41 seconds to cover 75 yards. On the first play of the drive, Gronowski connected with Grahm Goering down the right sideline for 40 yards to the Bobcat 35. Then, Wilde caught a pass in the right flat from Gronowski at the line of scrimmage, made a group of Bobcat defenders miss en route to the end zone.

However, the game was far from over even though only 83 seconds remained on the clock. Taking over at their own 25, Chambers moved the Bobcats into scoring territory with both his arm and his legs. With nine ticks left on the clock and the ball at the SDSU 24, Chambers fired a pass over the middle to the back of the end zone that was caught by Clevan Thomas Jr. Originally, the play was ruled a touchdown, but after a lengthy review, was overturned as Thomas was deemed to have caught the ball with both feet out of bounds with one second remaining.

Chambers' final pass attempt of the night was under duress and fell short of the goal line, allowing the Jackrabbits to extend their home winning streak to 14 games dating back to the 2021 campaign.

SDSU finished with a 341-298 edge in total offense, including a 184-87 advantage through the air. Gronowski completed 13-of-22 passes for 184 yards



Griffin Wilde scored the game-winning touchdown on a 35-yard catch and run with 1 minute and 30 seconds remaining in the Sept. 9 showdown against Montana State.

with Jaxon Janke leading receivers with three catches for 28 yards. Wilde tallied two catches for 49 yards.

Isaiah Davis paced the ground game with 66 yards on 12 carries and added two catches for 22 yards.

Chambers ended the night with 90 rushing yards on 20 carries and converted 3-of-9 passing attempts for 53 yards. Mellott was a perfect 6-for-6 passing in the first half for 34 yards and contributed 46 rushing yards on 11 attempts.

Williamson and Colby Huerter each registered game-high 10 tackles for the Jackrabbits. Danny Uliulakepa, who forced the SDSU fumble on a strip-sack in the first half, tallied a team-best seven tackles for Montana State.

SCORE BY QUARTERS	1	2	3	4	FINAL
Montana State (1-1)	7	3	0	6	16
South Dakota State (1-0)	0	0	7	13	20

### SCORING SUMMARY

1st	4:14	MSU	- Sean Chambers 2 yd run (Brendan Hall kick)
2nd	8:49	MSU	- Hall 27 yd field goal
3rd	10:49	SDSU	- Mark Gronowski 20 yd run (Hunter Dustman kick)
4th	14:15	SDSU	- Zach Heins 16 yd pass from Gronowski (kick failed)
4th	10:15	MSU	- Hall 19 yd field goal
4th	2:04	MSU	- Hall 24 yd field goal
4th	1:30	SDSU	- Griffin Wilde 35 yd pass from Gronowski (Dustman kick)

TEAM STATISTICS	MSU	SDSU
FIRST DOWNS	17	20
RUSHES-YARDS (NET)	48-211	29-157
PASSING YDS (NET)	87	184
Passes Att-Comp-Int	15-9-1	22-13-0
TOTAL OFFENSE PLAYS-YARDS	63-298	51-341
Punt Returns-Yards	3-22	0-0
Kickoff Returns-Yards	3-89	0-0
Interception Returns-Yards	0-0	1-0
Punts (Number-Avg)	3-40.0	4-31.0
Fumbles-Lost	0-0	1-1
Penalties-Yards	12-80	7-75
Possession Time	35:23	24:37
Third-Down Conversions	4 of 12	5 of 9
Fourth-Down Conversions	1 of 1	0 of 0
Red-Zone Scores-Chances	4-5	2-2
Sacks By: Number-Yards	3-15	0-0

**RUSHING LEADERS:** MSU - Sean Chambers 20-90; Julius Davis 12-57; Tommy Mellott 11-46; Jared White 4-16. SDSU - Isaiah Davis 12-66; Amar Johnson 5-47; Mark Gronowski 10-26; Jaxon Janke 1-9; Angel Johnson 1-9. **PASSING LEADERS:** MSU - Sean Chambers 3-9-1 53; Tommy Mellott 6-6-0 34. SDSU - Mark Gronowski 13-22-0 184. **RECEIVING LEADERS:** MSU - Deryk Snell 3-38; Julius Davis 3-14. SDSU - Jaxon Janke 3-28; Griffin Wilde 2-49; Zach Heins 2-25; Isaiah Davis 2-22; Amar Johnson 2-19. **INTERCEPTIONS:** MSU - none. SDSU - Cale Reeder 1-0. **SACKS:** MSU - Rylan Ort 1.0-10; Danny Uliulakepa 1.0-3; Kenneth Eiden IV 1.0-2. SDSU - none. **TACKLE LEADERS (UA-A-TOT):** MSU - Danny Uliulakepa 4-3-7; Rylan Ort 5-1-6; Dru Polidore 2-3-5; McCade O'Reilly 2-3-5. SDSU - Saiveon Williamson 4-6-10; Colby Huerter 5-5-10; Cale Reeder 6-2-8; Tucker Large 7-0-7; Jason Freeman 1-4-5; DyShawn Gales 3-2-5; Isaiah Stalbird 1-4-5.



## VERSUS RANKED OPPONENTS

Since moving to the Football Championship Subdivision at the start of the 2004 season, the Jackrabbits have compiled a 73-54 record versus ranked opponents.

Following is a year-by-year look at games against ranked opponents:

### 2004 0-3 record

- at #13 Cal Poly (L, 7-14)
- at #24 Montana State (L, 24-27)
- at #1 Georgia Southern (L, 7-63)

### 2005 0-5 record

- at #3 Montana (L, 0-7)
- #12 Cal Poly (L, 16-24)
- at #16 Texas State (L, 12-42)
- #19 Georgia Southern (L, 42-55)
- at #20 North Dakota State (L, 17-41)

### 2006 3-3 record

- at #6 Montana (L, 7-36)
- at #12 Northern Iowa (L, 17-27)
- at #16 McNeese State (W, 20-17)
- at #4 Cal Poly (W, 29-28)
- #16 UC Davis (W, 22-21)
- at #4 North Dakota State (L, 28-41)

### 2007 2-2 record

- at #6 Youngstown State (L, 17-23)
- #5 Northern Iowa (L, 17-31)
- #19 Cal Poly (W, 48-35)
- #1 North Dakota State (W, 29-24)

### 2008 3-4 record

- #14 Youngstown State (W, 40-7)
- #15 Western Illinois (W, 24-22)
- #8 Northern Iowa (L, 20-34)
- #4 McNeese State (L, 44-46 - 3OT)
- #3 Cal Poly (L, 28-42)
- #9 Southern Illinois (L, 35-38)
- at #24 North Dakota State (W, 25-24)

### 2009 1-3 record

- at #17 Cal Poly (L, 14-21)
- vs. #6 Northern Iowa (W, 24-14)
- vs. #3 Southern Illinois (L, 15-34)
- ^at #1 Montana (L, 48-61)

### 2010 2-3 record

- at #16 Delaware (L, 3-26)
- at #15 Northern Iowa (L, 14-24)
- vs. #20 Western Illinois (W, 33-29)
- at #15 Southern Illinois (W, 31-10)
- at #20 North Dakota State (L, 24-31)

### 2011 0-3 record

- vs. #23 Indiana State (L, 28-38)
- vs. #2 Northern Iowa (L, 14-31)
- vs. #3/5 North Dakota State (L, 14-38)

### 2012 3-2 record

- at #22/25 Indiana State (W, 24-10)
- vs. #21/22 Youngstown St. (W, 41-28)
- at #1/1 North Dakota State (L, 17-20)
- ^vs. #25 Eastern Illinois (W, 58-10)
- ^at #1/1 North Dakota State (L, 3-28)

### 2013 3-2 record

- vs. #1/1 North Dakota State (L, 0-20)
- vs. #17/18 Northern Iowa (W, 37-34 - 2 OT)
- at #15/18 Youngstown St. (W, 42-13)
- ^at #8/9 Northern Arizona (W, 26-7)
- ^at #3/3 Eastern Washington (L, 17-41)

### 2014 3-4 record

- at #22/22 Illinois State (L, 10-45)
- at #20/21 Northern Iowa (W, 31-28)
- vs. #16/17 Youngstown State (L, 27-30)
- at #1/1 North Dakota State (L, 17-37)
- at #17/19 Indiana State (W, 32-17)
- ^at #17/17 Montana State (W, 47-40)
- at #2/3 North Dakota State (L, 24-27)

### 2015 3-3 record

- vs. #2/3 North Dakota State (L, 7-28)
- vs. #19/21 Indiana State (W, 24-7)
- at #11/12 Youngstown State (W, 38-8)
- vs. #22/25 Northern Iowa (L, 7-10)
- vs. #2/2 Illinois State (W, 25-20)
- ^at #16/17 Montana (L, 17-24)

### 2016 4-1 record

- vs. #8/8 Western Illinois (W, 52-14)
- at #1/1 North Dakota State (W, 19-17)
- vs. #12/13 Youngstown State (W, 24-10)
- ^vs. #9/10 Villanova (W, 10-7)
- ^at #3/3 North Dakota State (L, 10-36)

### 2017 6-2 record

- at #5/6 Youngstown State (L, 7-19)
- at #12/14 Western Illinois (W, 52-48)
- vs. #2/2 North Dakota State (W, 33-21)
- vs. #17/20 Illinois State (W, 27-24 - OT)
- at #15/16 South Dakota (W, 31-28)
- ^vs. #20/21 Northern Iowa (W, 37-22)
- ^vs. #20/21 New Hampshire (W, 56-14)
- ^at #1/1 James Madison (L, 16-51)

### 2018 2-3 record

- at #1/1 North Dakota State (L, 17-21)
- at #25 Northern Iowa (L, 9-24)
- at #9/11 Illinois State (W, 38-28)
- ^at #2/2 Kennesaw State (W, 27-17)
- ^at #1/1 North Dakota State (L, 21-44)

### 2019 2-3 record

- at #17/19 Youngstown State (W, 38-28)
- vs. #1/1 North Dakota State (L, 16-23)
- vs. #11/12 Illinois State (L, 18-27)
- vs. #4/5 Northern Iowa (W, 38-7)
- ^vs. #6/6 Northern Iowa (L, 10-13)

### 2020-21 5-2 record

- at #3 Northern Iowa (W, 24-20)
- at #14 North Dakota (L, 17-28)
- at #5/5 Southern Illinois (W, 44-3)
- at #2/3 North Dakota State (W, 27-17)
- ^vs. #14/14 Southern Illinois (W, 31-26)
- ^vs. #5/5 Delaware (W, 33-3)
- ^vs. #4/4 Sam Houston (L, 21-23)

### 2021 4-4 record

- vs. #7/8 Southern Illinois (L, 41-42 OT)
- vs. #20/24 Northern Iowa (L, 17-26)
- vs. #2/2 North Dakota State (W, 27-19)
- at #17/19 South Dakota (L, 20-23)
- ^vs. #14/16 UC Davis (W, 56-24)
- ^at #8/12 Sacramento State (W, 24-19)
- ^vs. #6/7 Villanova (W, 35-21)
- ^at #7/9 Montana State (L, 17-31)

### 2022 8-0 record

- vs. #25 UC Davis (W, 24-22)
- at #4/6 Missouri State (W, 28-14)
- at #1/1 North Dakota State (W, 23-21)
- at #20 North Dakota (W, 49-35)
- ^vs. #23 Delaware (W, 42-6)
- ^vs. #6/7 Holy Cross (W, 42-21)
- ^vs. #3/3 Montana State (W, 39-18)
- ^vs. #4/4 North Dakota State (W, 45-24)

### 2023 11-0 record

- vs. #3/3 Montana State (W, 20-16)
- vs. #11/12 North Dakota (W, 42-21)
- at #22 Illinois State (W, 40-21)
- at #12/12 Southern Illinois (W, 17-10)
- at #4/9 South Dakota (W, 37-3)
- vs. #10/11 North Dakota St. (W, 33-16)
- at #22 Youngstown State (W, 34-0)
- ^vs. #17/20 Mercer (W, 41-0)
- ^vs. #6/9 Villanova (W, 23-12)
- ^vs. #9/15 UAlbany (W, 59-0)
- ^vs. #2/2 Montana (W, 23-3)

### 2024 7-2 record

- vs. #11/12 Incarnate Word (W, 45-24)
- at #18 Northern Iowa (W, 41-3)
- at #2/2 North Dakota State (L, 9-13)
- vs. #4/4 South Dakota (W, 20-17 OT)
- at #21/23 North Dakota, (W, 38-7)
- at #18 Missouri State (W, 45-9)
- ^vs. #13/13 Montana (W, 35-18)
- ^vs. #6/6 Incarnate Word (W, 55-14)
- ^at #3/4 North Dakota State (L, 21-28)

^denotes FCS playoff game

### 2025 1-0 record

- vs. #14/15 Sacramento State (W, 20-3)

# #13/3 SDSU 20, #14/15 SACRAMENTO STATE 3

Aug. 30, 2025 • Dana J. Dykhouse Stadium (Att.: 19,163)

The South Dakota State defense was dominant from start to finish and the Jackrabbit offense scored a pair of touchdowns in the second quarter to open the Dan Jackson era with a 20-3 victory over 14th-ranked Sacramento State Saturday night at Dana J. Dykhouse Stadium.

With the victory, the third-ranked Jackrabbits ran their home winning streak to 30 games dating back to the 2021 season.

SDSU moved the ball almost at will in the first half, but some stumbles in the red zone prevented the Jackrabbits from building a bigger advantage early in the game. After losing a fumble inside the 5-yard line on the opening drive of the game, SDSU had to settle for a 22-yard field goal by newcomer Eli Stader after being set up first and goal from the Sac State 3 after a 44-yard pass play from Chase Mason to Lofton O'Groske on the first play of the ensuing possession.

Another Jackrabbit miscue later in the first quarter, this time on a muffed punt that was recovered by Sac State at the SDSU 23, resulted in what would be the visitors' lone points of the night. The SDSU defense rose to the occasion on a short field, holding the Hornets to a game-tying 36-yard field goal by Grant Meadors.

The Jackrabbits took the lead for good with a methodical 15-play, 75-drive that chewed up more than seven and a half minutes between the end of the first quarter and start of the second period. Twice SDSU converted on fourth-and-short to keep the drive alive before Mason found fullback/tight end Andrew Gustad open in the right front corner of the end zone for a 4-yard touchdown.

After turning over the Hornets on downs, running back Julius Loughridge gained 58 yards on four carries to kick-start the next SDSU drive and O'Groske finished the eight-play, 69-yard march by taking a handoff from Mason around right end for a 3-yard touchdown run.

Meanwhile, a Jackrabbit defense that returned only one starter from last year's squad, limited Sac State to only three first downs in the first half. The Hornets did not complete a pass in the opening quarter and managed only 24 net yards rushing on 24 attempts for the entire game. Sac State's longest run of the night was 5 yards.

The two squads combined for five punts in the third quarter before the Jackrabbits tallied the lone points of the second half by way of a 28-yard field goal by Stader late in the final stanza.

SDSU finished the night with a 430-131 advantage in total offensive yards and a 28-7 disparity in first downs. The Jackrabbits held the ball for more than 41 minutes and limited their opponents to 2-of-13 on third-down attempts and 0-for-4 on fourth-down conversions.

A transfer from Fordham, Loughridge paced the Jackrabbit offense with 159 yards on 22 carries while Mason ended his first career start by completing 17-of-23 passes for 190 yards. Alex Bullock was the top pass catcher with six receptions for 49 yards, with O'Groske adding five catches for 76 yards and rushing three times for another 31 yards.

Cullen McShane registered a career-best seven tackles to lead the Jackrabbits and fellow linebacker Chase Van Tol was credited for four stops.

Sac State quarterback Jaden Rashada was limited to 11-of-27 passing for 107 yards and was picked off by Jayden Oliver late in the first half. Jordan Anderson was the top receiving target for four catches for 49 yards.

Derek Houston recorded a game-high 14 tackles and notched one of the Hornets' seven sacks on the night.



Reis Kirschenman celebrates recovering a fumble in action during the second quarter of the Aug. 30 season opener against Sacramento State.

SCORE BY QUARTERS	1	2	3	4	FINAL
Sacramento State (0-1)	3	0	0	0	3
South Dakota State (1-0)	3	14	0	3	20

## SCORING SUMMARY

1st	8:11	SDSU	— Eli Stader 22 yd field goal
1st	5:18	SAC	— Grant Meadors 36 yd field goal
2nd	12:38	SDSU	— Andrew Gustad 4 yd pass from Chase Mason (Stader kick)
2nd	3:51	SDSU	— Lofton O'Groske 3 yd rush (Stader kick)
4th	2:27	SDSU	— Stader 28 yd field goal

TEAM STATISTICS	SAC	SDSU
FIRST DOWNS	7	28
RUSHES-YARDS (NET)	24-24	56-240
PASSING YDS (NET)	107	190
Passes Att-Comp-Int	27-11-1	23-17-0
TOTAL OFFENSE PLAYS-YARDS	51-131	79-430
Punt Returns-Yards	0-0	2-(-5)
Kickoff Returns-Yards	2-46	2-46
Interception Returns-Yards	0-0	1-0
Punts (Number-Avg)	5-46.2	2-41.5
Fumbles-Lost	3-1	2-2
Penalties-Yards	9-66	5-50
Possession Time	18:54	41:06
Third-Down Conversions	2 of 13	5 of 15
Fourth-Down Conversions	0 of 4	2 of 3
Red-Zone Scores-Chances	1-1	4-6
Sacks By: Number-Yards	7-39	2-16

**RUSHING LEADERS:** SAC - Isaiah Davis 19-108; Pierre Strong, Jr. 14-73; Chris Oladokun 7-28.

SSU - Jake Dunniway 10-41; Cameron Skatteo 3-23; B.J. Perkinson 3-23. **PASSING LEADERS:**

SDSU - Chris Oladokun 12-23-0 158. SSU - Jake Dunniway 26-43-2 331; Asher O'Hara 4-5-0 44.

**RECEIVING LEADERS:** SDSU - Jaxon Janke 5-48; Tucker Kraft 3-49; Jadon Janke 2-40; Zach

Heins 1-13; Isaiah Davis 1-8. SSSU - Pierre Williams 7-100; Marshel Martin 6-59; Jared Gipson

-96; Parker Clayton 3-43; B.J. Perkinson 3-13; Devin Gandy 2-33; Cameron Skattebo 2-18; Isaiah

Gable 2-6; Chris Miller 1-7. **INTERCEPTIONS:** SDSU - Cade Terveer 1-0; Don Gardner 1-0.

SSU - none. **SACKS:** SDSU - none. SDSU - Cade Terveer 1.5-15; Tolu Ogunrinde 1.0-12; Thomas

Stacker 0.5-3. SSU - Josiah Erickson 1.0-17; Killian Rosko 1.0-4. **TACKLE LEADERS (UA-A-TOT):**

SDSU - Isaiah Stalbird 6-3-9; Logan Backhaus 3-5-8; Michael Griffin 5-2-7; Don Gardner 4-3-7.

SSU - Abel Ordaz 2-6-8; Malik Jeter 6-1-7; Taylor Powell 4-3-7.

## QUARTERBACKS



**5-JON BELL**

**6-3, 205, Sr.**

**Naperville, Illinois • Naperville North H.S.**

### **SINGLE-GAME CAREER HIGHS**

Completions: 2, vs. Southern Illinois, 11-16-2024, and at Missouri State, 11-23-2204

Passing Attempts: 4, vs. Western Oregon, 8-31-2023, and vs. Southern Illinois, 11-16-2024

Passing Yards: 30, vs. Southern Illinois, 11-16-2024


Long Pass: 29 yards, to Kentrell Prejean, vs. Incarnate Word, 12-14-2024

Touchdown Passes: 1, vs. Youngstown State, 10-12-2024

Rushing Attempts: 2, vs. Western Oregon, 8-31-2023

Rushing Yards: 13, vs. Western Oregon, 8-31-2023

Long Rush: 11 yards, vs. Western Oregon, 8-31-2023



**15-JULIUS LOUGHRIDGE**

**6-0, 215, Grad.**

**Houston, Texas • Mayde Creek H.S./Fordham**

### **SINGLE-GAME CAREER HIGHS**

Rushing Attempts: 22, vs. Sacramento State, 8-30-2025

Rushing Yards: 159, vs. Sacramento State, 8-30-2025

Long Rush: 37 yards, vs. Sacramento State, 8-30-2025



**35-QUINTON RENFRO**

**5-11, 205, R-Fr.**

**Joplin, Missouri • Joplin H.S.**

### **SINGLE-GAME CAREER HIGHS**

Rushing Attempts: 2, vs. Southern Illinois, 11-16-2024

Rushing Yards: 6, vs. Southern Illinois, 11-16-2024

Long Rush: 4 yards, vs. Southern Illinois, 11-16-2024

Rushing Touchdowns: N/A



**7-CHASE MASON**

**6-4, 240, Sr.**

**Hurley, South Dakota • Viborg-Hurley H.S./Nebraska**

### **SINGLE-GAME CAREER HIGHS**

Completions: 17, vs. Sacramento State, 8-30-2025

Passing Attempts: 23, vs. Sacramento State, 8-30-2025

Passing Yards: 190, vs. Sacramento State, 8-30-2025

Long Pass: 71 yards (for TD), to Griffin Wilde, vs.

UAlbany, 12-15-2023

Touchdown Passes: 1, four times (last: vs. Sacramento State, 8-30-2025)

Rushing Attempts: 18, vs. Sacramento State, 8-30-2025

Rushing Yards: 161, vs. Youngstown State, 10-12-2024

Long Rush: 69 yards (for TD), vs. Drake, 9-16-2023, and vs. Youngstown State, 10-12-2024

Rushing Touchdowns: 2, vs. Youngstown State, 10-12-24



## WIDE RECEIVERS

**84-ALEX BULLOCK**

**6-2, 205, Grad.**

**Omaha, Nebraska • Creighton Prep/Nebraska**

### **SINGLE-GAME CAREER HIGHS**

Receptions: 6, vs. Sacramento State, 8-30-2025

Receiving Yards: 49, vs. Sacramento State, 8-30-2025

Long Reception: 19, vs. Sacramento State, 8-30-2025



**6-ELIJAH ERVIN**

**6-1, 195, Sr.**

**Phoenix, Arizona • Desert Vista H.S./Snow College**


### **SINGLE-GAME CAREER HIGHS**

Receptions: 1, vs. Augustana, 9-14-2024, and vs. Murray State, 11-2-2024

Receiving Yards: 8, vs. Augustana, 9-14-2024

Long Reception: 8 yards, vs. Augustana, 9-14-2024

Receiving Touchdowns: N/A



**32-JAMES BASINGER**

**5-10, 200, Fr.**

**Littleton, Colorado • Columbine H.S.**

### **SINGLE-GAME CAREER HIGHS**

Rushing Attempts: 5, vs. Sacramento State, 8-30-2025

Rushing Yards: 21, vs. Sacramento State, 8-30-2025

Long Rush: 5 yards, vs. Sacramento State, 8-30-2025



**2-ISAIAH GARCIA-CASTANEDA**

**6-1, 200, Grad.**

**Twentynine Palms, Calif. •**

**Twentynine Palms H.S./Nebraska**

### **SINGLE-GAME CAREER HIGHS**


Receptions: 1, vs. Sacramento State, 8-30-2025

Receiving Yards: 8, vs. Sacramento State, 8-30-2025

Long Reception: 8, vs. Sacramento State, 8-30-2025

Punt Returns: 2, vs. Sacramento State, 8-30-2025

Long Punt Return: 4 yards, vs. Sacramento State, 8-30-2025



**24-BRENDEN BEGEMAN**

**6-2, 210, So.**

**Selby, South Dakota • Selby Area H.S.**

### **SINGLE-GAME CAREER HIGHS**

Rushing Attempts: 10, vs. Southern Illinois, 11-16-2024

Rushing Yards: 37, vs. Southern Illinois, 11-16-2024

Long Rush: 13 yards, at North Dakota, 11-9-2024

Rushing Touchdowns: 1, vs. Incarnate Word, 12-14-2024


Kickoff Returns: 1, vs. Sacramento State, 8-30-2025

Kickoff Return Yards: 21, vs. Sacramento State, 8-30-2025

Long Kickoff Return: 21, vs. Sacramento State, 8-30-2025



## WIDE RECEIVERS (cont.)



### 12-GRAHM GOERING

6-2, 210, Sr.

Iowa City, Iowa • Iowa City West H.S.

#### **SINGLE-GAME CAREER HIGHS**

Receptions: 6, vs. South Dakota, 10-26-2024  
Receiving Yards: 69, at Oklahoma State, 8-31-2024  
Long Reception: 45 yards (for TD), vs. Youngstown State, 10-12-2024  
Receiving Touchdowns: 1, four times (last: vs. Youngstown State, 10-12-2024)  
Kickoff Returns: 1, vs. Western Oregon, 8-31-2023, and vs. Villanova, 12-9-2023  
Long Kickoff Return: 30 yards, vs. Western Oregon, 8-31-2023



### 1-LOFTON O'GROSKE

6-2, 210, So.

Coon Rapids, Minnesota • Coon Rapids H.S.

#### **SINGLE-GAME CAREER HIGHS**

Receptions: 5, vs. Murray State, 11-2-2024, and vs. Sacramento State, 8-30-2025  
Receiving Yards: 76, vs. Sacramento State, 8-30-2025  
Long Reception: 44 yards, vs. Sacramento State, 8-30-2025  
Receiving Touchdowns: 1, vs. Murray State, 11-2-2024  
Rushing Attempts: 3, vs. Sacramento State, 8-30-2025  
Rushing Yards: 31, vs. Sacramento State, 8-30-2025  
Long Rush: 24 yards, vs. Sacramento State, 8-30-2025  
All-Purpose Yards: 107, vs. Sacramento State, 8-30-2025

## TIGHT ENDS




### 4-DAVID ALPERS

6-6, 255, Jr.

Sioux Falls, South Dakota • O'Gorman H.S.

#### **SINGLE-GAME CAREER HIGHS**

Receptions: 2, vs. Southern Illinois, 11-16-2024  
Receiving Yards: 59, vs. Incarnate Word, 12-14-2024  
Long Reception: 59 yards (for TD), vs. Incarnate Word, 12-14-2024  
Receiving Touchdowns: 1, vs. Incarnate Word, 12-14-2024



### 88-GREYTON GANNON

6-4, 235, Jr.

Eagle, Wisconsin • Mukwonago H.S.

#### **SINGLE-GAME CAREER HIGHS**

Receptions: 3, at North Dakota State, 12-21-2024  
Receiving Yards: 47, vs. Incarnate Word, 9-7-2024  
Long Reception: 41 yards (for TD), vs. Incarnate Word, 9-7-2024  
Receiving Touchdowns: 1, vs. Incarnate Word, 9-7-2024



### 43-ANDREW GUSTAD

6-1, 235, Jr.

Volin, South Dakota • Gayville-Volin H.S.

#### **SINGLE-GAME CAREER HIGHS**

Receptions: 1, vs. Sacramento State, 8-30-2025  
Receiving Yards: 4, vs. Sacramento State, 8-30-2025  
Long Reception: 4 yards, vs. Sacramento State, 8-30-2025  
Receiving Touchdowns: 1, vs. Sacramento State, 8-30-2025  
Rushing Attempts: 1, vs. Sacramento State, 8-30-2025  
Rushing Yards: 3, vs. Sacramento State, 8-30-2025  
Long Rush: 3 yards, vs. Sacramento State, 8-30-2025

## SPECIALISTS

### 26-ELI STADER

6-0, 225, Sr.

Cedar Grove, Wisconsin • Oostburg H.S./ Northwestern (Iowa)

#### **SINGLE-GAME CAREER HIGHS**

Field Goals Made: 2, vs. Sacramento State, 8-30-2025  
Field Goal Attempts: 4, vs. Sacramento State, 8-30-2025  
Long Field Goal: 28 yards, vs. Sacramento State, 8-30-2025  
Extra Points Made: 2, vs. Sacramento State, 8-30-2025  
Extra Points Attempted: 2, vs. Sacramento State, 8-30-2025  
Total Points: 8, vs. Sacramento State, 8-30-2025



### 41-MAX PELHAM

6-1, 195, Sr.

Ankeny, Iowa • Ankeny H.S./MSU, Mankato

#### **SINGLE-GAME CAREER HIGHS**

Punts: 2, vs. Sacramento State, 8-30-2025  
Punt Average (Min. 3 Punts): N/A  
Punts Inside 20: 1, vs. Youngstown State, 10-12-2024, and vs. Sacramento State, 8-30-2025  
Long Punt: 45 yards, vs. Sacramento State, 8-30-2025

## DEFENSIVE ENDS



### 8-REIS KIRSCHENMAN

6-4, 265, So.

Tea, South Dakota • Tea Area H.S.

#### **SINGLE-GAME CAREER HIGHS**

Solo Tackles: 2, at North Dakota, 11-9-2024  
Assisted Tackles: 2, vs. Sacramento State, 8-30-2025  
Total Tackles: 3, vs. Sacramento State, 8-30-2025  
Tackles for Loss: 1.0, five times (last: at North Dakota State, 12-21-2024)  
Sacks: 1.0, at North Dakota, 11-9-2024, and vs. Montana, 12-7-2024  
Fumble Recoveries: 1, vs. Sacramento State, 8-30-2025



## DEFENSIVE ENDS (cont.)



### 99-DAWSON RIPPERDA

6-4, 255, Jr.

Larchwood, Iowa • West Lyon H.S./  
Northern Illinois

#### SINGLE-GAME CAREER HIGHS

Solo Tackles: 3, vs. Murray State, 11-2-2024

Assisted Tackles: 2, three times (last: vs. Youngstown State, 10-12-2024)

Total Tackles: 4, vs. Augustana, 9-14-2024, and vs. Murray State, 11-2-2024

Tackles for Loss: 1.5, vs. Augustana, 9-14-2024

Sacks: 1.5, vs. Augustana, 9-14-2024

Fumble Recoveries: 1, at North Dakota, 11-9-2024



### 98-MAC MULLER

6-1, 270, R-Fr.

Osage, Iowa • Osage H.S.


#### SINGLE-GAME CAREER HIGHS

Solo Tackles: 1, vs. Sacramento State, 8-30-2025

Assisted Tackles: 1, vs. Youngstown State, 10-12-2024

Total Tackles: 1, vs. Youngstown State, 10-12-2024, and vs. Sacramento State, 8-30-2025

Tackles for Loss: N/A



### 50-NICK WELLS

6-4, 260, R-Fr.

Sioux City, Iowa • East H.S.

#### SINGLE-GAME CAREER HIGHS

Solo Tackles: 1, at Southeastern Louisiana, 9-21-2024

Assisted Tackles: 3, at Northern Iowa, 10-5-2024

Total Tackles: 3, at Southeastern Louisiana, 9-21-2024, and at Northern Iowa, 10-5-2024

Tackles for Loss: 2.0, at Southeastern Louisiana, 9-21-2024



### 55-AARON WOLFSCALE-HOLSTEN

6-2, 285, Sr.

Gilbert, Arizona • Williams Field H.S.

#### SINGLE-GAME CAREER HIGHS

Solo Tackles: 2, vs. Butler, 9-17-2022

Assisted Tackles: 2, vs. Indiana State, 10-29-2022


Total Tackles: 2, seven times (last: at Missouri State, 11-23-2024)

Tackles for Loss: 1.5, at Missouri State, 11-23-2024

Sacks: 1.5, at Missouri State, 11-23-2024

Fumble Recoveries: 1, vs. Butler, 9-17-2022

## LINEBACKERS



## DEFENSIVE TACKLES

### 94-KOBE CLAYBORNE

6-0, 280, Sr.

Sioux City, Iowa • Bishop Heelan H.S./  
Northwest Missouri State

#### SINGLE-GAME CAREER HIGHS

Solo Tackles: 4, vs. Augustana, 9-14-2024

Assisted Tackles: 4, at North Dakota State, 10-19-2024

Total Tackles: 5, vs. Augustana, 9-14-2024, and vs. Incarnate Word, 12-14-2024

Tackles for Loss: 1.5, at Southeastern Louisiana, 9-21-2024

Sacks: 1.5, at Southeastern Louisiana, 9-21-2024

Fumble Recoveries: 1, at Northern Iowa, 10-5-2024



### 47-KYTAN FYFE

6-2, 210, Jr.

Grand Island, Nebraska • Grand Island H.S.

#### SINGLE-GAME CAREER HIGHS

Solo Tackles: 1, vs. Youngstown State, 10-12-2024, and vs. Sacramento State, 8-30-2025

Assisted Tackles: 1, vs. Sacramento State, 8-30-2025

Total Tackles: 2, vs. Sacramento State, 8-30-2025

Tackles for Loss: 0.5, vs. Sacramento State, 8-30-2025

Forced Fumbles: 1, vs. Youngstown State, 10-12-2024

Pass Breakups: 1, vs. Sacramento State, 8-30-2025



### 51-LOGAN GREEN

6-4, 290, Jr.

Northboro, Iowa • Clarinda H.S.

#### SINGLE-GAME CAREER HIGHS


Solo Tackles: 2, at Missouri State, 11-23-2024

Assisted Tackles: 2, vs. Incarnate Word, 9-7-2024

Total Tackles: 3, vs. Incarnate Word, 9-7-2024

Tackles for Loss: 2.0, at Missouri State, 11-23-2024

Forced Fumbles: 1, vs. Northern Iowa, 10-14-2023



### 9-MATT GOEHRING

6-1, 220, Jr.


Sioux Falls, South Dakota • Roosevelt H.S./  
Univ. of Sioux Falls

#### SINGLE-GAME CAREER HIGHS

Solo Tackles: 1, vs. Sacramento State, 8-30-2025

Assisted Tackles: N/A

Total Tackles: 1, vs. Sacramento State, 8-30-2025



### 33-BRYCE JOHNSON

6-3, 220, Jr.

Parker, Colorado • Lutheran H.S.

#### SINGLE-GAME CAREER HIGHS

Solo Tackles: 2, vs. Murray State, 11-2-2024

Assisted Tackles: 1, three times (last: vs. Southern Illinois, 11-16-2024)

Total Tackles: 2, vs. Youngstown State, 10-12-2024, and vs. Murray State, 11-2-2024

Pass Breakups: 1, vs. Murray State, 11-2-2024

Kickoff Returns: 2, at Missouri State, 11-23-2024

Kickoff Return Yards: 16, at Missouri State, 11-23-2024

## LINEBACKERS (cont.)




**5-CULLEN McSHANE**

**6-2, 230, Jr.**

**Marquette, Iowa • MFL MarMac H.S.**

### **SINGLE-GAME CAREER HIGHS**

Solo Tackles: 7, vs. Sacramento State, 8-30-2025  
Assisted Tackles: 2, four times (last: vs. Southern Illinois, 11-16-2024)  
Total Tackles: 7, vs. Sacramento State, 8-30-2025  
Tackles for Loss: 1.0, vs. Sacramento State, 8-30-2025  
Pass Breakups: 1, three times (last: vs. Sacramento State, 8-30-2025)  
Forced Fumbles: 1, at Illinois State, 10-7-2023  
Blocked Kicks: 1, at Northern Iowa, 10-5-2024



**13-AYDAN DAUTERMANN**

**6-2, 195, Sr.**

**Hartford, Wisconsin • Slinger H.S.**

### **SINGLE-GAME CAREER HIGHS**

Solo Tackles: 2, three times (last: vs. Incarnate Word, 12-14-2024)  
Assisted Tackles: 1, eight times (last: vs. Incarnate Word, 12-14-2024)  
Total Tackles: 3, vs. Butler, 9-17-2022, and vs. Incarnate Word, 12-14-2024  
Tackles for Loss: 0.5, at Oklahoma State, 8-31-2024  
Interceptions: 1, vs. Mercer, 12-2-2023  
Pass Breakups: 1, six times (last: vs. Montana, 12-7-2024)  
Fumble Recoveries: 1, vs. Youngstown State, 10-12-2024



**11-JOE OLLMAN**

**6-1, 230, Jr.**

**Mequon, Wisconsin • Homestead H.S.**

### **SINGLE-GAME CAREER HIGHS**

Solo Tackles: 3, vs. Montana, 12-7-2024  
Assisted Tackles: 3, vs. Southern Illinois, 11-16-2024  
Total Tackles: 4, vs. Montana, 12-7-2024  
Forced Fumbles: 1, vs. Sacramento State, 8-30-2025



**1-JAYDEN OLIVER**

**6-4, 185, Sr.**

**Tampa, Florida • East Bay H.S./Buffalo**

### **SINGLE-GAME CAREER HIGHS**

Solo Tackles: 1, vs. Sacramento State, 8-30-2025  
Assisted Tackles: N/A  
Total Tackles: 1, vs. Sacramento State, 8-30-2025  
Tackles for Loss: 1.0, vs. Sacramento State, 8-30-2025  
Interceptions: 1, vs. Sacramento State, 8-30-2025



**28-CHASE VAN TOL**

**6-1, 200, So.**

**Tea, South Dakota • Tea Area H.S.**

### **SINGLE-GAME CAREER HIGHS**

Solo Tackles: 8, vs. Youngstown State, 10-12-2024  
Assisted Tackles: 2, four times (last: vs. Southern Illinois, 11-16-2024)  
Total Tackles: 9, vs. Youngstown State, 10-12-2024  
Tackles for Loss: 2.0, vs. Youngstown State, 10-12-2024  
Sacks: 1.0, vs. Sacramento State, 8-30-2025  
Forced Fumbles: 1, at North Dakota, 11-9-2024



**16-NOAH ST-JUSTE**

**5-10, 175, So.**

**Montreal, Quebec • Clearwater Academy International (Fla.)**

### **SINGLE-GAME CAREER HIGHS**

Solo Tackles: 2, vs. Sacramento State, 8-30-2025  
Assisted Tackles: N/A  
Total Tackles: 2, vs. Sacramento State, 8-30-2025



## CORNERBACKS

**30-CODY COTTON**

**6-0, 185, Jr.**

**Pleasant Prairie, Wisconsin • Union Grove H.S./Upper Iowa**

### **SINGLE-GAME CAREER HIGHS**

Solo Tackles: 1, vs. Drake, 9-16-2023  
Assisted Tackles: 1, vs. Montana State, 9-9-2023  
Total Tackles: 1, vs. Montana State, 9-9-2023, and vs. Drake, 9-16-2023



**2-MYLES TAYLOR**

**6-1, 175, Sr.**

**Gilbert, Arizona • Williams Field H.S.**

### **SINGLE-GAME CAREER HIGHS**

Solo Tackles: 2, vs. Mercer, 12-2-2023, and vs. UAlbany, 12-15-2023  
Assisted Tackles: 2, vs. UAlbany, 12-15-2023  
Total Tackles: 4, vs. UAlbany, 12-15-2023  
Pass Breakups: 1, vs. UAlbany, 12-15-2023


## SAFETIES



**25-KOBY BRETZ**  
**6-2, 210, Sr.**  
**Omaha, Nebraska • Westside H.S./Nebraska**  
**SINGLE-GAME CAREER HIGHS**  
 Solo Tackles: 1, vs. Sacramento State, 8-30-2025  
 Assisted Tackles: 1, vs. Sacramento State, 8-30-2025  
 Total Tackles: 2, vs. Sacramento State, 8-30-2025  
 Pass Breakups: 2, vs. Sacramento State, 8-30-2025



**3-DONTAY JOHNSON**  
**6-2, 205, Jr.**  
**Fort Collins, Colorado •**  
**Colorado Early College**  
**SINGLE-GAME CAREER HIGHS**  
 Solo Tackles: 3, vs. UC Davis, 9-10-2022  
 Assisted Tackles: 1, six times (last: vs. Incarnate Word, 12-14-2024)  
 Total Tackles: 3, vs. UC Davis, 9-10-2022  
 Tackles for Loss: 1.0, vs. UC Davis, 9-10-2022  
 Pass Breakups: 1, three times (last: vs. Montana, 12-7-2024)



**6-JALEN B. LEE**  
**6-0, 200, Jr.**  
**Wentzville, Missouri • Fort Zumwalt H.S.**  
**SINGLE-GAME CAREER HIGHS**  
 Solo Tackles: 4, vs. Montana, 1-7-2024  
 Assisted Tackles: 2, vs. Mercer, 12-2-2023  
 Total Tackles: 4, three times (last: vs. Missouri State, 11-23-2024)  
 Pass Breakups: 1, vs. Drake, 9-16-2023



**27-NOAH THOMPSON**  
**6-0, 185, Jr.**  
**Brandonville, South Dakota • Brandon Valley H.S.**  
**SINGLE-GAME CAREER HIGHS**  
 Solo Tackles: 3, vs. Western Oregon, 8-31-2023  
 Assisted Tackles: 1, four times (last: vs. Incarnate Word, 12-14-2024)  
 Total Tackles: 3, vs. Western Oregon, 8-31-2023  
 Pass Breakups: 1, vs. Murray State, 11-2-2024  
*Note: Returned blocked punt at Northern Iowa 49 yards for TD, 10-5-2024*

2025 South Dakota State University Football  
Overall Statistics (as of Sep 2, 2025)

Team Statistics	SDS	OPP
SCORING	20	3
Points Per Game	20.00	3.00
FIRST DOWNS	28	7
Rushing	17	1
Passing	8	4
Penalty	3	2
RUSHING YARDAGE	240	24
Yards gained	300	45
Yards lost	60	21
Attempts	56	24
Avg Per Attempt	4.3	1.0
Avg Per Game	240.0	24.0
TDs Rushing	1	0
PASSING YARDAGE	190	112
Att-Comp-Int	23-17-0	27-11-1
Avg Per Attempt	8.26	4.15
Avg Per Catch	11.18	10.18
Avg Per Game	190.00	112.00
TDs Passing	1	0
TOTAL OFFENSE	430	136
Total Plays	79	51
Avg Per Play	5.4	2.7
Avg Per Game	430.0	136.0
KICK RETURNS: #-YARDS	2-46	2-46
PUNT RETURNS: #-YARDS	2--5	0-0
INT RETURNS: #-YARDS	1-0	0-0
KICK RETURN AVERAGE	23.00	23.00
PUNT RETURN AVERAGE	-2.50	0.00
INT RETURN AVERAGE	0.00	0.00
FUMBLES-LOST	2-2	3-1
PENALTIES-YARDS	5-50	9-66
Avg Per Game	50.00	66.00
PUNTS-YARDS	2-88	5-231
Avg Per Punt	44.00	46.20
Net Punt Avg	44.00	47.20
KICKOFFS-YARDS	5-278	2-124
Avg Per Kick	55.60	62.00
Net Kick Avg	38.40	39.00
TIME OF POSSESSION	00:41:06	00:18:54
Per Game	41:06	18:54
3RD-DOWN CONVERSIONS	5-15	2-13
3rd-Down Pct	33.33 %	15.38 %
4TH-DOWN CONVERSIONS	2-3	0-4
4th-Down Pct	66.67 %	0.00 %
SACKS BY-YARDS	2-16	7-39
MISC YARDS	0	0
TOUCHDOWNS SCORED	2	0
FIELD GOALS-ATTEMPTS	2-4	1-1
ON-SIDE KICKS	0-0	0-0
RED-ZONE SCORES	4-6	1-1
RED-ZONE TOUCHDOWNS	2-6	0-1
PAT-ATTEMPTS	2-2	0-0
ATTENDANCE	19,163	0
Dates-Avg Per Date	1-19,163	0-0
Neutral Site #-Avg	-	0-0

Conf	Date	Opponent	WL	Score	Record	Time	Attend
	08/30/2025	SACRAMENTO ST.	W	20-3	1-0 , 0-0	03:10	19,163

\* = Conference game

Score by Quarters	1st	2nd	3rd	4th	Total
South Dakota St.	3	14	0	3	20
Opponents	3	0	0	0	3



## 2025 South Dakota State University Football Overall Statistics (as of Sep 2, 2025)

#	Rushing	GP	ATT	GAIN	LOSS	NET	AVG	TD	LG	AVG/G
15	Loughridge, Julius	1	22	163	4	159	7.2	0	37	159.00
1	O'Groske, Lofton	1	3	31	0	31	10.3	1	24	31.00
7	Mason, Chase	1	18	70	40	30	1.7	0	16	30.00
32	Basinger, James	1	5	21	0	21	4.2	0	5	21.00
2	Garcia-Castaneda, Isaiah	1	1	8	0	8	8.0	0	8	8.00
24	Begeman, Brenden	1	5	4	1	3	0.6	0	2	3.00
43	Gustad, Andrew	1	1	3	0	3	3.0	0	3	3.00
	Team	1	1	0	15	-15	-15.0	0	0	-15.00
	<b>Total</b>	<b>1</b>	<b>56</b>	<b>300</b>	<b>60</b>	<b>240</b>	<b>4.3</b>	<b>1</b>	<b>37</b>	<b>240.00</b>
	<b>Opponents</b>	<b>1</b>	<b>24</b>	<b>45</b>	<b>21</b>	<b>24</b>	<b>1.0</b>	<b>0</b>	<b>6</b>	<b>24.00</b>

#	Passing	GP	Rating	COMP-ATT-INT	PCT	YDS	TD	LG	AVG/G
7	Mason, Chase	1	157.65	17-23-0	73.91 %	190	1	44	190.00
	<b>Total</b>	<b>1</b>	<b>157.65</b>	<b>17-23-0</b>	<b>73.91 %</b>	<b>190</b>	<b>1</b>	<b>44</b>	<b>190.00</b>
	<b>Opponents</b>	<b>1</b>	<b>68.18</b>	<b>11-27-1</b>	<b>40.74 %</b>	<b>112</b>	<b>0</b>	<b>33</b>	<b>112.00</b>

#	Receiving	GP	NO	YDS	AVG	TD	LG	AVG/G
1	O'Groske, Lofton	1	5	76	15.20	0	44	76.00
84	Bullock, Alex	1	6	49	8.17	0	19	49.00
88	Gannon, Greyton	1	2	28	14.00	0	19	28.00
12	Goering, Graham	1	2	19	9.50	0	17	19.00
	Garcia-Castaneda, Isaiah	1	1	14	14.00	0	14	14.00
43	Gustad, Andrew	1	1	4	4.00	1	4	4.00
	<b>Total</b>	<b>1</b>	<b>17</b>	<b>190</b>	<b>11.18</b>	<b>1</b>	<b>44</b>	<b>190.00</b>
	<b>Opponents</b>	<b>1</b>	<b>11</b>	<b>112</b>	<b>10.18</b>	<b>0</b>	<b>33</b>	<b>112.00</b>

#	Punt Returns	NO	YRDS	AVG	TD	LG
2	Garcia-Castaneda, Isaiah	2	-5	-2.50	0	4
	<b>Total</b>	<b>2</b>	<b>-5</b>	<b>-2.50</b>	<b>0</b>	<b>4</b>
	<b>Opponents</b>	<b>0</b>	<b>0</b>	<b>NaN</b>	<b>0</b>	<b>0</b>

#	Interceptions	NO	YRDS	AVG	TD	LG
1	Oliver, Jayden	1	0	0.00	0	0
	<b>Total</b>	<b>1</b>	<b>0</b>	<b>0.00</b>	<b>0</b>	<b>0</b>
	<b>Opponents</b>	<b>0</b>	<b>0</b>	<b>0.0</b>	<b>0</b>	<b>0</b>

#	Kick Returns	NO	YRDS	AVG	TD	LG
2	Garcia-Castaneda, Isaiah	1	25	25.00	0	25
24	Begeman, Brenden	1	21	21.00	0	21
	<b>Total</b>	<b>2</b>	<b>46</b>	<b>23.00</b>	<b>0</b>	<b>25</b>
	<b>Opponents</b>	<b>2</b>	<b>46</b>	<b>23.00</b>	<b>0</b>	<b>24</b>

#	Fumble Returns	NO	YRDS	AVG	TD	LG
No data to report.						

2025 South Dakota State University Football  
Overall Statistics (as of Sep 2, 2025)

#	Scoring	TD	FG	PAT					SAF	PTS
				KICK	RUSH	RCV	PASS	DXP		
26	Stader, Eli	—	2	2-2	—	—	—	—	—	8
43	Gustad, Andrew	1	—	—	—	—	—	—	—	6
1	O'Groske, Lofton	1	—	—	—	—	—	—	—	6
Total		2	2	2-2	—	—	—	—	—	20
Opponents		—	1	—	—	—	—	—	—	3

#	Field Goals	FGM-FGA	PCT	I20	20-29	30-39	40-49	50+	LG	BLK
26	Stader, Eli	2-4	50.00 %	0-0	2-2	0-1	0-1	0-0	28	0
Total		2-4	50.00 %	0-0	2-2	0-1	0-1	0-0	28	0
Opponents		1-1	100.00 %	0-0	0-0	1-1	0-0	0-0	36	0

FG Sequence	South Dakota St.	Opponents
Sacramento St.	(22),37,48,(28)	(36)

Numbers in (parentheses) indicate field goal was made.

#	Total Offense	G	Plays	Rush	Pass	Total	AVG/G
7	Mason, Chase	1	41	30	190	220	220.00
15	Loughridge, Julius	1	22	159	0	159	159.00
1	O'Groske, Lofton	1	3	31	0	31	31.00
32	Basinger, James	1	5	21	0	21	21.00
2	Garcia-Castaneda, Isaiah	1	1	8	0	8	8.00
24	Begeman, Brenden	1	5	3	0	3	3.00
43	Gustad, Andrew	1	1	3	0	3	3.00
Team		1	1	-15	0	-15	-15.00
Total		1	79	240	190	430	430.00
Opponents		1	51	24	112	136	136.00

#	Punting	NO	YDS	AVG	LG	TB	FC	I20	50+	BLK
41	Pelham, Max	2	88	44.00	45	0	1	1	0	0
Total		2	88	44.00	45	0	1	1	0	0
Opponents		5	231	46.20	48	0	2	1	0	0

#	Kickoffs	NO	YDS	AVG	TB	OB
81	Harrington, Ryan	5	278	55.6	2	0
Total		5	278	55.6	2	0
Opponents		2	124	62.0	0	0

# 2025 South Dakota State University Football

## Overall Statistics (as of Sep 2, 2025)

#	All Purpose	G	RUSH	RCV	PR	KR	IR	Total	AVG/G
15	Loughridge, Julius	1	159	0	0	0	0	159	159.00
1	O'Groske, Lofton	1	31	76	0	0	0	107	107.00
84	Bullock, Alex	1	0	49	0	0	0	49	49.00
2	Garcia-Castaneda, Isaiah	1	8	14	-5	25	0	42	42.00
7	Mason, Chase	1	30	0	0	0	0	30	30.00
88	Gannon, Greyton	1	0	28	0	0	0	28	28.00
24	Begeman, Brenden	1	3	0	0	21	0	24	24.00
32	Basinger, James	1	21	0	0	0	0	21	21.00
12	Goering, Graham	1	0	19	0	0	0	19	19.00
43	Gustad, Andrew	1	3	4	0	0	0	7	7.00
	Team	1	-15	0	0	0	0	-15	-15.00
	<b>Total</b>	<b>1</b>	<b>240</b>	<b>190</b>	<b>-5</b>	<b>46</b>	<b>0</b>	<b>471</b>	<b>471.00</b>
	<b>Opponents</b>	<b>1</b>	<b>24</b>	<b>112</b>	<b>0</b>	<b>46</b>	<b>0</b>	<b>182</b>	<b>182.00</b>

2025 South Dakota State University Football  
Overall Statistics (as of Sep 2, 2025)

#	Defensive Leaders	GP	Tackles				Sacks NO-YDS	Pass Defense			Fumbles		Blocked	
			Solo	ASST	TOT	TFL-YDS		INT-YDS	BU	QBH	RCV-YDS	FF	KICK	SAF
5	McShane, Cullen	1	7	—	7.0	1.0-1	—	—	1	—	—	—	—	—
28	Van Tol, Chase	1	4	—	4.0	1.0-9	1.0-9	—	—	—	—	—	—	—
94	Clayborne, Kobe	1	2	1	3.0	1.0-7	1.0-7	—	—	—	—	—	—	—
8	Kirschenman, Reis	1	1	2	3.0	0.5-2	—	—	—	—	1-0	—	—	—
11	Ollman, Joe	1	1	2	3.0	—	—	—	—	—	—	1	—	—
25	Bretz, Koby	1	1	1	2.0	—	—	—	2	—	—	—	—	—
47	Fyfe, Kytan	1	1	1	2.0	0.5-1	—	—	1	—	—	—	—	—
6	Lee, Jalen B.	1	2	—	2.0	—	—	—	—	—	—	—	—	—
99	Ripperda, Dawson	1	2	—	2.0	—	—	—	—	—	—	—	—	—
19	Smith, Jack	1	2	—	2.0	—	—	—	—	—	—	—	—	—
16	St-Juste, Noah	1	2	—	2.0	—	—	—	—	—	—	—	—	—
13	Dautermann, Aydan	1	1	—	1.0	—	—	—	—	—	—	—	—	—
9	Goehring, Matt	1	1	—	1.0	—	—	—	—	—	—	—	—	—
98	Muller, Mac	1	1	—	1.0	—	—	—	—	—	—	—	—	—
1	Oliver, Jayden	1	1	—	1.0	—	—	1-0	—	—	—	—	—	—
55	Wolfcale-Holsten, Aaron	1	—	1	1.0	—	—	—	—	—	—	—	—	—
2	Garcia-Castaneda, Isaiah	1	—	—	—	—	—	—	—	—	—	—	—	—
43	Gustad, Andrew	1	—	—	—	—	—	—	—	—	—	—	—	—
15	Loughridge, Julius	1	—	—	—	—	—	—	—	—	—	—	—	—
1	O'Groske, Lofton	1	—	—	—	—	—	—	—	—	—	—	—	—
26	Stader, Eli	1	—	—	—	—	—	—	—	—	—	—	—	—
Total		1	29	8	37.0	4.0-20	2.0-16	1-0	4	—	1-0	1	—	—
Opponents		1	56	34	90.0	11.0-45	7.0-39	—	1	—	2-0	1	—	—