



SOUTH DAKOTA STATE UNIVERSITY

JACKRABBIT ATHLETICS NEWS RELEASE

Jackrabbit Sports Information • 2820 HPER Center • Brookings, SD 57007-1497
Football Contact/Assistant AD-Athletic Communications: Jason Hove E-mail: Jason.Hove@sdsu.edu
Office Phone: (605) 688-4623 Mobile: (605) 695-1827 Fax: (605) 688-5999
Facebook: www.facebook.com/jackrabbit.nation Twitter: @GoJacksSDSU Website: www.GoJacks.com

2025 FOOTBALL INFORMATION

Jackrabbits host Drake in Beef Bowl

GAME NOTES — SEPT. 13



HEAD COACH: Joe Woodley (Iowa State, 2003)
• 1-0 record in first season at Drake; 73-5 in seven seasons as a collegiate head coach

DRAKE (1-0)
at #2/2 SOUTH DAKOTA STATE (2-0)
6 p.m. Saturday • Dana J. Dykhouse Stadium; Brookings, S.D.

SERIES NOTES

- 15th Meeting (Drake leads series, 8-6)
- The Jackrabbits recorded a 70-7 victory on Sept. 16, 2023, at Target Field in Minneapolis to extend their winning streak in the series to five games

MEDIA INFORMATION

- Game will be televised on Midco Sports/ESPN+ with the broadcast team of Tyler Merriam (play-by-by) and Kurtiss Riggs (color)
- Radio pre-game show begins at 4 p.m. Central on the Jackrabbit Sports Network, which includes flagship station WNAX 570 AM-Yankton and the following affiliates:
 - KJJQ 910 AM-Brookings • KXLG 100.3 FM-Milbank • KORN 1490 AM/101.3 FM-Mitchell
 - KELO 1320 AM/KELQ 107.9 FM-Sioux Falls • KCCR 1240 AM/98.9 FM-Pierre
 - KIMM 106.7 FM/1150 AM-Rapid City • KLOH 1050 AM/94.1 FM-Pipestone, Minn.
 - KXLG 99.1 FM-Watertown • KWYR 93.7 FM-Winner
- Radio team of Scotty Kwas (play-by-play), Al Bahe (color) and Brent Bowen (pregame/postgame host) will call the action



HEAD COACH: Dan Jackson (Nebraska-Omaha, 2008)
• 2-0 overall record (first season as collegiate head coach)
STARTERS RETURNING: 5 (3 Off., 1 Def., 1 ST)

2025 SCHEDULE AND RESULTS

AUGUST

30 SACRAMENTO STATE [Precision Ag] W, 20-3

SEPTEMBER

6 at Montana State [2 OT] W, 30-24
13 DRAKE [Beef Bowl/Jacks in Black] 6 p.m.
27 MERCYHURST [Hall of Fame/Dairy Drive] 2 p.m.

OCTOBER

4 *at Youngstown State 5 p.m.
11 *NORTHERN IOWA [Hobo Day] 2 p.m.
18 *at Murray State 6 p.m.
25 *NORTH DAKOTA STATE [Dakota Marker] TBA

NOVEMBER

1 *INDIANA STATE [Military Appreciation] 2 p.m.
8 *at South Dakota [Interstate Series] TBA
15 *ILLINOIS STATE [Senior Day] 2 p.m.
22 *at North Dakota 1 p.m.

*Missouri Valley Football Conference game
All times Central

TALE OF THE TAPE — 2025 SEASON STATISTICS

DRAKE	CATEGORY	SOUTH DAKOTA STATE
41.0	Points Per Game	25.0
7.0	Points Allowed Per Game	13.5
201.0	Rushing Yardage Per Game	181.5
16.0	Rush Yardage Allowed/Game	117.0
278.0	Passing Yardage Per Game	182.0
17.4	Average Per Catch	10.7
201.0	Pass Yardage Allowed/Game	125.5
479.0	Total Offense Per Game	363.5
217.0	Total Offense Allowed/Game	242.5
10.0	Kick Return Average	22.8
9.7	Punt Return Average	-1.2
2-0	Interception Returns	1-0
0-0	Fumbles-Lost	5-4
5-45	Penalties-Yards	10-95
35:33	Time of Possession/Game	37:06
10-16 (63%)	Third-Down Conversions	6-28 (21%)
2-2 (100%)	Fourth-Down Conversions	3-5 (60%)
3-3 (100%, 1 TD)	Red-Zone Offense	8-11 (73%, 5 TD)
0-0 (0%, 0 TD)	Red-Zone Defense	4-5 (80%, 2 TD)

**SERIES SCORES
vs. DRAKE**

1945:	Drake 34, South Dakota State 0 (Sept. 13, 1945, at Des Moines, Iowa)
1948:	Drake 47, South Dakota State 0 (Sept. 18, 1948, at Des Moines, Iowa)
1949:	Drake 40, South Dakota State 0 (Sept. 17, 1949, at Des Moines, Iowa)
1957:	Drake 25, South Dakota State 7 (Sept. 28, 1957, at Des Moines, Iowa)
1958:	South Dakota State 12, Drake 6 (Sept. 13, 1958, at Brookings)
1964:	Drake 37, South Dakota State 15 (Nov. 7, 1964, at Des Moines, Iowa)
1967:	Drake 34, South Dakota State 21 (Nov. 4, 1967, at Brookings)
1968:	Drake 28, South Dakota State 20 (Nov. 16, 1968, at Des Moines, Iowa)
1969:	Drake 21, South Dakota State 16 (Sept. 20, 1969, at Brookings)
1983:	South Dakota State 20, Drake 3 (Sept. 10, 1983, at Des Moines, Iowa)
2016:	South Dakota State 56, Drake 28 (Sept. 10, 2016, at Brookings)
2017:	South Dakota State 51, Drake 10 (Sept. 16, 2017, at Brookings)
2019:	South Dakota State 38, Drake 10 (Sept. 14, 2019, at Brookings)
2023:	South Dakota State 70, Drake 7 (Sept. 16, 2023, at Minneapolis – Target Field)

Sports Information Contact: Jason Hove

Sept. 11, 2025

BROOKINGS, S.D. — The second-ranked South Dakota State football team returns home Saturday for a Beef Bowl matchup against Drake.

Kickoff for the sold-out game is set for 6 p.m. Central Time at Dana J. Dykhouse Stadium. Television coverage will be available on Midco Sports and ESPN+.

The pregame Beef Bowl barbecue runs from 3:30-5:30 p.m. in the tented tailgating area directly north of the Sanford-Jackrabbit Athletic Complex. Barbecue tickets are \$12 each.

The Jackrabbits improved to 2-0 with a 30-24, double-overtime victory at third-ranked Montana State on Sept. 6. After the game finished regulation tied at 17-all, SDSU quarterback Chase Mason tossed touchdown passes in each of the extra sessions — a 2-yarder to wide receiver Lofton O'Groske in the first OT and a 25-yard strike on the next possession to tight end Brayden Delahoyde for what proved to be the game-winning score.

Drake, which has claimed back-to-back Pioneer Football League titles to earn berths in the Football Championship Subdivision playoffs each of the last two seasons, holds a 1-0 record entering the weekend. The Bulldogs opened the season Aug. 28 with a 41-7 home victory over Upper Iowa in what was the Drake coaching debut for first-year mentor Joe Woodley.

THE SERIES: Saturday's game marks the 15th overall meeting and fifth time in nine seasons that the Jackrabbits and Drake have met on the gridiron.

Drake holds an 8-6 advantage in the series which dates back to 1945, but SDSU has won the last five matchups, starting with a 20-3 SDSU road victory in 1983.

The series was dormant for 33 years, resuming when the two squads played the inaugural game at Dana J. Dykhouse Stadium on Sept. 10, 2016. SDSU recorded a 56-28 victory on its new home field and went on to post two more home victories over the Bulldogs in 2017 (51-10) and 2019 (38-10), followed by a 70-7 win in a game played at Target Field in Minneapolis on Sept. 16, 2023.

In the most recent meeting, Drake scored a touchdown on the opening drive of the game before SDSU reeled off the final 70 points. Nine different players found the end zone for the Jackrabbits.

BEEF BOWL HISTORY: South Dakota State University is home to the original Beef Bowl, and the event celebrated its Golden Anniversary during the 2016 season. The Beef Bowl was started as SDSU's way of recognizing those individuals and firms involved in the beef industry in South Dakota.

Festivities have included a pre-game barbecue with proceeds going toward scholarships in the Animal and Range Sciences Department, as well as presentation of the SDSU Friends of the Beef Industry Award. Proceeds from a live steer auction at halftime benefit Jackrabbit Athletics.

The Jackrabbits have compiled a 36-21 record in the previous 57 Beef Bowl games. SDSU has won the last seven Beef Bowl games and 11 of the last 12.

In the 2024 Beef Bowl, Augustana kicked a field goal on the opening drive of the game, but the Jackrabbit defense pitched a shutout the rest of the way in recording a 24-3 victory before a sell-out crowd at Dana J. Dykhouse Stadium.

Quarterback Mark Gronowski scored on touchdown runs of 9 and 1 yards, while Amar Johnson also found the end zone and topped the 100-yard mark.

YEAR 22 IN FCS: The 2025 season marks the 22nd year South Dakota State has competed in the Football Championship Subdivision.

Since joining the Division I ranks in 2004, the Jackrabbits have compiled a 186-82 record (.694 winning percentage).

In the decade of the 2020s, SDSU has put together a 62-10 record, which is good for an .861 winning percentage.

YEAR-BY-YEAR IN FCS ERA

GREAT WEST FOOTBALL CONFERENCE

YEAR	OVERALL	CONF
2004	6-5	2-3
2005	6-5	3-2
2006	7-4	3-1
2007	7-4	4-0
TOTALS	26-18	12-6

MISSOURI VALLEY FOOTBALL CONF.

YEAR	OVERALL	CONF
2008	7-5	6-2
2009	8-4	7-1
2010	5-6	4-4
2011	5-6	4-4
2012	9-4	6-2
2013	9-5	5-3
2014	9-5	5-3
2015	8-4	5-3
2016	9-4	7-1
2017	11-3	6-2
2018	10-3	6-2
2019	8-5	5-3
2020-21	8-2	5-1
2021	11-4	5-3
2022	14-1	8-0
2023	15-0	8-0
2024	12-3	7-1
2025	2-0	0-0
TOTALS	160-64	99-35
OVERALL TOTALS	186-82	111-41

MVFC HISTORY: The 2025 season marks South Dakota State's 18th as a member of the Missouri Valley Football Conference. Since joining the league in 2008, SDSU is the only program in that span to not have a losing season in conference play.

The Jackrabbits hold a 99-35 record (.739 winning percentage) in MVFC games and have won six or more league games 10 times. SDSU has claimed three league titles in a row, winning outright championships in 2022 and 2023, while finishing in a three-way tie for the top spot in 2024 with North Dakota State and South Dakota.

SDSU compiled a 23-1 record in league play over the past three seasons and put together a 19-game league winning streak from November 2021 until October 2024.

The Jackrabbits also shared league titles in 2016 and during the 2020-21 spring season.

PLAYOFF REGULARS: South Dakota State made its 15th postseason appearance in its football history in 2024, with 14 of those berths coming as a member of the Football Championship Subdivision. SDSU's lone appearance in the NCAA Division II football playoffs came in 1979, when the Jacks dropped a 50-7 decision at Youngstown State.

The Jackrabbits have compiled a 24-13 record in the playoffs and made their 13th straight appearance in the FCS playoffs, including advancing to at least the semifinal round for the fifth season in a row and seventh time in the last eight seasons. SDSU made its first appearance in a national title game during the 2020-21 spring season, falling to Sam Houston, 23-21, then claimed its first-ever national championship in football with a 45-21 victory over North Dakota State in January 2023. The Jacks repeated as national champions during the 2023 campaign with a 23-3 victory over Montana.

SDSU advanced to the FCS national title game each of the three years it held the No. 1 overall seed in the playoff field (16 teams in 2020-21, 24 teams in 2022 & 2023).

ELITE COMPANY: South Dakota State is one of only two Football Championship Subdivision programs to reach the playoffs each of the last 13 seasons. The Jackrabbits secured the Missouri Valley Football Conference's automatic bid to the 2024 playoffs, assuring SDSU of its 13th consecutive postseason appearance and 14th overall at the FCS level.

MVFC rival North Dakota State holds the longest active streak with 15 consecutive trips to the playoffs after gaining an at-large berth to the 2024 tournament.

RANKINGS STREAK: By being ranked either second or third in the first three Stats Perform FCS polls of the 2025 campaign, SDSU has now appeared in the top 25 of 177 consecutive media polls dating back to October 2012.

The Jackrabbits held the top spot in 29 consecutive polls from Oct. 17, 2022, until relinquishing the top spot following their regular season loss at North Dakota State on Oct. 19, 2024.

CAPTAINS: Leading the Jackrabbit football team are six captains:

- Quinten Christensen, Jr., offensive lineman, Wessington Springs;
- Kobe Clayborne, Sr., defensive lineman, Sioux City, Iowa;
- Logan Green, Jr., defensive tackle, Northboro, Iowa;
- Sam Hagen, Sr., offensive lineman, Fordville, North Dakota.;
- Chase Mason, Sr., quarterback, Hurley;
- Joe Ollman, Jr., linebacker, Mequon, Wisconsin.

All six players are first-time captains for the Jackrabbits.

PRESEASON ALL-AMERICANS: Four South Dakota State football players received preseason recognition on the 2025 Stats Perform FCS Preseason All-America Team.

Representing the Jackrabbit offense on the second team was lineman Quinten Christensen. A junior from Wessington Springs, Christensen started all 15 games of the 2024 season at left tackle for a squad that averaged 236.1 yards per game on the ground and allowed only eight sacks the entire year.

QUICK FACTS

SDSU INFORMATION

LOCATION: Brookings, S.D.
ENROLLMENT: 12,065 (fall 2024)
COLORS: Yellow and Blue
NICKNAME: Jackrabbits
AFFILIATION: NCAA Division I Football
 Championship Subdivision
CONFERENCE: Missouri Valley Football Conference
STADIUM: Dana J. Dykhouse Stadium (19,340
 capacity - AstroTurf surface)

ADMINISTRATION

PRESIDENT: Dr. Barry H. Dunn
ALMA MATER: South Dakota State, 1975
ATHLETICS DIRECTOR: Justin Sell
ALMA MATER: Bowling Green (Ohio), 1991
SENIOR ASSOCIATE AD—STUDENT-ATHLETE
EXPERIENCE/SENIOR WOMAN ADMINISTRATOR: Holly Van
 Vlymen
FACULTY ATHLETICS REPRESENTATIVE: Donna Flint

2024 RECAP

OVERALL RECORD: 12-3
CONFERENCE RECORD: 7-1 (tied for first place in
 Missouri Valley Football Conference)
POSTSEASON: Football Championship Subdivision
 semifinalist (13th consecutive playoff appearance)
HOME RECORD: 8-0
AWAY RECORD: 4-3
FINAL RANKINGS: Third (Stats Perform media)/Third
 (AFCA FCS Coaches)

TEAM INFORMATION

LETTERMEN RETURNING: 32 **LETTERMEN LOST:** 38
 • Offense: 12 • Offense: 15
 • Defense: 18 • Defense: 22
 • Special Teams: 2 • Special Teams: 1
STARTERS RETURNING: 5
 • Offense: 3 • Defense: 1 • Special Teams: 1
OFFENSIVE STARTERS RETURNING (3): Quentin
 Christensen, OT; Grahm Goering, WR; Sam Hagen, OT.
DEFENSIVE STARTERS RETURNING (1): Kobe Clayborne,
 DL.
SPECIAL TEAMS STARTERS RETURNING (1): Kaydon Olivia,
 LS.
OTHER RETURNING LETTERMEN (27): David Alpers, TE;
 Brenden Begeman, RB; Jon Bell, QB; Kenyon BigBow,
 OL; Cody Cotton, CB (lettered in 2023); Aydan
 Dautermann, CB; Elijah Ervin, WR; Kytan Fyfe, LB;
 Greyton Gannon, TE; Logan Green, DT; Bryce Johnson,
 LB; Dontay Johnson, S; Reis Kirschenman, DE; Jalen
 B. Lee, DB; Chase Mason, QB; Cullen McShane, LB;
 Lofton O'Groske, WR; Joe Ollman, LB; Will Paepke,
 OL; Max Pelham, P; Dawson Ripperda, DE; Noah
 St-Juste, CB; Myles Taylor, CB; Noah Thompson, S;
 Chase Van Tol, LB; Nick Wells, DE; Aaron Wolfcale-
 Holsten, DT.

Defensive lineman Kobe Clayborne also earned second-team team recognition following a 2024 season in which he tied for the team lead with 4.5 sacks. A starter in the final 13 games of the year, the senior from Sioux City, Iowa, finished his first season at SDSU with 34 total tackles and 5.5 tackles for loss.

Incoming transfer Julius Loughridge also earned second-team recognition as an all-purpose back. Loughridge previously excelled at the FCS level at Fordham, where he racked up 3,005 rushing yards over three seasons, including posting back-to-back 1,000-yard campaigns in 2023 (1,146 yards) and 2024 (1,044). The Houston, Texas, native also caught 21 passes for 155 yards last season.

Rounding out the Jackrabbit selections was third-team long snapper Kaydon Olivia. A native of Schertz, Texas, Olivia has been a key member of SDSU's placekicking and punting units on special teams. The Jackrabbits ranked second among FCS teams for net punting in 2024 with an average of 43.04 yards per attempt and have converted 97 percent of their extra-point attempts (138-of-142) over the past two seasons.

In addition, Loughridge has been named to the official watch list for the 2025 Walter Payton Award and Clayborne has been included on the initial listing of 2025 Buck Buchanan Award candidates. Those awards, which are presented to the top offensive and defensive players in the FCS, respectively, will be announced Jan. 3, 2026, in Nashville, Tennessee.

MASON AT THE HELM: Dual-threat quarterback Chase Mason has helped lead the Jackrabbits to victories in each of his first two career starts.

A senior from Hurley, Mason has been efficient by completing a combined 34-of-48 passes for 364 yards and four touchdowns. He finished 17-of-23 passing for 190 yards, including a 4-yard touchdown pass to Andrew Gustad, in the Aug. 30 season opener against Sacramento State, then went 17-of-25 for 174 yards and a career-high three touchdowns last week at Montana State.

In addition, Mason has carried the ball 32 times for 64 net yards and a touchdown thus far in 2025.

Mason saw action in 19 games over the past two seasons while serving as an understudy to 2023 Walter Payton Award winner and two-time All-American Mark Gronowski. Mason showed previous play-making ability both throwing and running the football, including completing 17-of-26 passes for 133 yards and two touchdowns and rushing for 464 yards and six touchdowns during the 2024 campaign.

In averaging 10.1 yards per carry a season ago, Mason broke off touchdown runs of 38 and 48 yards against Youngstown State, followed by a 66-yarder a week in the regular season matchup against North Dakota State.

NEWCOMER OF THE WEEK: South Dakota State running back Julius Loughridge was honored Sept. 1 with the first Missouri Valley Football Conference Newcomer of the Week award of the 2025 season.

In his Jackrabbit debut, Aug. 30 against Sacramento State, Loughridge racked up 159 rushing yards on 22 carries to lead the South Dakota State ground game in a 20-3 home victory. Six of the Fordham transfer's carries went for 10-plus yards, including runs of 37 in the second quarter and 32 yards in the fourth quarter.

Loughridge's 159 rushing yards marked the most by a Jackrabbit in his debut game at the Division I level. Isaac Wallace previously held the mark at 118 yards on 24 attempts with a touchdown in SDSU's victory at Kansas in the 2015 season opener.

Heading into the week, Loughridge leads active FCS running backs in career rushing yards with 3,380.

O'GROSKE OFF TO FAST START: Wide receiver Lofton O'Groske has put together a pair of strong showings in what is shaping up to be a breakthrough sophomore season. A native of Coon Rapids, Minnesota, O'Groske has tallied team highs of 17 catches, 201 receiving yards and two touchdowns through the first two games of 2025.

PRONUNCIATION GUIDE

COACHES

Zane Busekist	BEW-zah-kist
Eric Eidsness	IDES-ness

PLAYERS

Beau Bakken	BOCK-en
James Basinger	BAY-sing-er
Brenden Begeman	BEG-ah-man
Ernest Blackshire Jr.	BLACK-shy-er
Mason Brosseau	brew-SEW
Alex Bullock	bull-LOCK
Cam Cribari	cruh-BARR-ee
Brayden Delahoyde	DELL-ah-hoid
Sammy Dresie	DRESS-ee
Graham Eben	EE-ben
Sebastyen Fries	frys
Matt Goehring	GARE-ing
Grahm Goering	GORE-ing
Andrew Gustad	GUSS-tad
Micah Hach	hock
Caden Hotz	hotes
Justin Kabera	kah-BEAR-ah
Reggie Kloehn	clain
Joe Kolega	co-LEE-gah
Luke Krempges	KREMP-geez (like McGee)
Coleman Kuntz	COONTS
Maverick LeBrun	lah-BROON
Blake Leiferman	LIFE-er-man
Landyn Lewerke	lah-WORK-ee
Julius Loughridge	LOFF-ridge
Thomas Martian	MAR-tee-ann
Lofton O'Groske	oh-GRAW-ski
Joe Ollman	OHL-man
William Paepke	PAP-key
Joseph Reis	rise
Dawson Ripperda	RIP-er-dah
Noah St-Juste	Saint JOOST
Max Stanard	STAN-ard
Jason Thome	TOM-ee
Jack Thue	THEW-ee
Chase Van Tol	van TOLL
Spencer Wientjes	WENT-jess

O'Groske matched a previous single-game career high with five receptions in the Aug. 30 season opener against Sacramento State, while adding 31 rushing yards and a touchdown on three rushing attempts. He then established new career bests with 12 receptions, 125 receiving yards and two touchdowns in the Sept. 6 double-overtime victory at Montana State. His 12 catches are tied for the third-most in a game by an SDSU receiver and the most by a Jackrabbit player since Dallas Goedert recorded a dozen receptions at Southern Illinois in 2016.

O'Groske's 17 receptions also are tied for the second-most through the first two games of a season in the program's FCS history (since 2004), matching former teammate Griffin Wilde's total a season ago. Jake Wieneke set the Jackrabbit standard with a combined 19 catches — for 365 yards — against Kansas (8-160) and Southern Utah (11-205) over the first two games of the 2015 campaign.

LINEBACKERS LEAD DEFENSE: All in their first year as starters, South Dakota State's three starting linebackers rank as the Jackrabbits' top three tacklers.

Junior Cullen McShane enters the week as the team leader with 19 tackles after registering a career-best 12 stops at Montana State. Fellow junior Joe Ollman stands second with 11 tackles, while sophomore Chase Van Tol ranks third with eight tackles through two games.

Ollman also has forced two fumbles as the Jackrabbits induced a total of four turnovers in their first two contests.

STADER SCORES MILESTONE: Kicker Eli Stader reached a milestone last week as he topped the 500-point mark for his career.

Now with 502 career points, Stader spent the first five years of his collegiate career at Northwestern College (Iowa), where he was a four-time all-Great Plains Athletic Conference selection and an NAIA All-American in 2024. He set school records with 62 field goals and 300 extra points at Northwestern, while adding a two-point conversion. A native of Cedar Grove, Wisconsin, Stader connected on five field goals of 50 or more yards, including a school-record 60 yarder in 2024.

Stader has scored 14 points so far this season by going 3-for-6 on field goals and making all five of his extra-point attempts.

BLANKING THE OPPOSITION: Five Jackrabbit victories during their run of success during the 2020s have come by way of a shutout.

SDSU's most recent shutout was a 41-0 whitewashing at Southeastern Louisiana on Sept. 21, 2024. The game against Southeastern Louisiana was also the middle of a three-game stretch in which the Jackrabbits did not allow a touchdown, sandwiched between a 24-3 victory over Augustana and a 41-3 win at Northern Iowa.

In repeating as national champion in 2023, the Jackrabbits posted a trio of shutouts — two of which came in playoff games. SDSU notched a 34-0 victory at Youngstown State late in the 2023 regular season before recording home shutouts against Mercer (41-0) and Albany (59-0) as the Jackrabbits outscored the opposition by a 146-15 margin in the postseason.

The first SDSU shutout of the decade was a 44-0 victory at Indiana State to open the Missouri Valley Conference season in 2021.

COORDINATORS RETURN: While the entire coaching staff turned over between the 2024 and 2025 seasons, several coaches with ties to South Dakota State will once again be on the Jackrabbit sideline, including all three coordinators.

Offensive coordinator Eric Eidsness is back for his third stint in the role. Eidsness, who also coaches the quarterbacks, served as the Jackrabbits' offensive coordinator on two previous occasions — from 1999 until 2003 while SDSU competed at the NCAA Division II level and again from 2010-18. The Jackrabbits made seven straight trips to the Football Championship Subdivision playoffs to close out his second go-around, including back-to-back semifinal berths in 2017 and 2018.

DANA J. DYKHOUSE STADIUM RECORDS

YEAR-BY-YEAR RECORDS

2016	6-1
2017	7-1
2018	7-0
2019	5-3
2020-21	5-0
2021	5-2
2022	9-0
2023	9-0
2024	8-0
2025	1-0
TOTALS	62-7

ATTENDANCE TOP 10

Nov. 4, 2023 • vs. North Dakota State	19,431
Sept. 14, 2024 • vs. Augustana	19,376
Oct. 26, 2019 • vs. North Dakota State	19,371
Oct. 14, 2023 • vs. Northern Iowa	19,357
Oct. 26, 2024 • vs. South Dakota	19,351
Oct. 8, 2022 • vs. South Dakota	19,332
Sept. 9, 2023 • vs. Montana State	19,332
Oct. 12, 2024 • vs. Youngstown State	19,331
Sept. 7, 2024 • vs. Incarnate Word	19,231
Sept. 30, 2023 • vs. North Dakota	19,231

2025 SEASON HIGHS

TEAM GAME HIGHS

RUSHING ATTEMPTS: 56, vs. Sacramento State, 8-30-25
RUSHING YARDS: 240, vs. Sacramento State, 8-30-25
YARDS PER RUSH: 4.3, vs. Sacramento State, 8-30-25
RUSHING TOUCHDOWNS: 1, vs. Sacramento State, 8-30-25, and at Montana State, 9-6-25
PASS ATTEMPTS: 25, at Montana State, 9-6-25
PASS COMPLETIONS: 17, vs. Sacramento State, 8-30-25, and at Montana State, 9-6-25
YARDS PASSING: 190, vs. Sacramento State, 8-30-25
YARDS PER PASS: 8.3, vs. Sacramento State, 8-30-25
PASSING TOUCHDOWNS: 3, at Montana State, 9-6-25
TOTAL PLAYS: 79, vs. Sacramento State, 8-30-25
TOTAL OFFENSE: 430, vs. Sacramento State, 8-30-25
YARDS PER PLAY: 5.4, vs. Sacramento State, 8-30-25
POINTS: 30, at Montana State, 9-6-25
FIRST DOWNS: 28, vs. Sacramento State, 8-30-25
SACKS BY: 3, at Montana State, 9-6-25
PENALTIES: 5, vs. Sacramento State, 8-30-25, and at Montana State, 9-6-25
PENALTY YARDS: 50, vs. Sacramento State, 8-30-25
TURNOVERS BY: 2, vs. Sacramento State, 8-30-25, and at Montana State, 9-6-25
TURNOVERS FORCED: 2, vs. Sacramento State, 8-30-25, and at Montana State, 9-6-25
INTERCEPTIONS BY: 1, vs. Sacramento State, 8-30-25
FUMBLE RECOVERIES: 2, at Montana State, 9-6-25
PUNTS: 7, at Montana State, 9-6-25
TIME OF POSSESSION: 41:06, vs. Sac State, 8-30-25

He also held the title of associate head coach under John Stiegelmeier from 2015-18.

With Eidsness directing the offense, the Jackrabbits have posted prolific numbers in both the running and passing games. SDSU has consistently re-written the record book under Eidsness' watch, including establishing 28 new single-game, season and career marks during the 2016 campaign and 15 more in 2017. Among the team records set in 2017 were scoring (521 points), total offense (6,141 yards) and total offense per game (438.6), the last of which had stood for 66 years (437.7 ypg in 1951).

Most recently, Eidsness worked in similar coaching roles for six seasons at Northern Illinois. The Huskies played in three bowl games, including posting wins in the Camilla Bowl in 2023 and the Famous Idaho Potato Bowl in 2024.

Defensive coordinator Brian Bergstrom is back in Brookings after a three-year stint as head coach at Winona State. He previously was a member of the Jackrabbit defensive coaching staff for five seasons.

Bergstrom first joined the SDSU coaching staff in 2017 as safeties coach and was promoted to co-defensive coordinator in 2019, positions he held through the 2021 season under John Stiegelmeier. SDSU qualified for the Football Championship Subdivision playoffs each of his five seasons in Brookings, including a national title game appearance during the 2020-21 spring season and semifinal berths in 2017, 2018 and the 2021 fall campaign.

Special teams coordinator Isaiah Jackson is new to the SDSU coaching staff, but played linebacker for the Jackrabbits from 2006-09. He ranked fifth on the team with 63 tackles in 2008 and tied for seventh with 52 stops as a senior in 2009, when the Jackrabbits made their first-ever appearance in the FCS playoffs.

For the past eight seasons, Jackson served on the coaching staff at UC Davis, which won a Big Sky Conference championship in 2018 and earned berths in the FCS playoffs three times (2018, 2021, 2024). He primarily coached the linebackers before moving to special teams coordinator in 2024.

In addition, tight ends coach Vince Benedetto also is a former Jackrabbit student-athlete. He lettered from 2010-13 before embarking on a successful coaching career at the high school level, highlighted by winning a state championship at Sioux Falls Jefferson in 2022.

THE 12TH MAN: South Dakota State has benefited from large crowds coming off the program's back-to-back national championships. In 2023, the Jackrabbits averaged 18,208 fans for regular season games, followed by another record-setting year in 2024 with an average attendance of 18,504 over six regular season home games.

Four games in each of the past two seasons have been sellouts, starting when 19,332 fans came out the for Sept. 9, 2023, showdown against Montana State. The crowd played a big role in the game, helping factor in nine false-start penalties by Montana State in the game, including six in the final quarter.

The 2023 Dakota Marker game against North Dakota State, which was a rematch from the 2022 FCS national championship game, drew a stadium-record 19,431 fans.

SDSU also set program playoff attendance records in all three postseason games it hosted in 2023, highlighted by a crowd of 12,265 in the semifinals against UAlbany.

Large crowds continued to fill Dana J. Dykhouse Stadium in 2024 as the first four Jackrabbit home games of season were sellouts and rank in the top nine for most-attended games in facility history. The Oct. 26 Interstate Series game versus South Dakota attracted 19,351 fans, making it the fifth-largest crowd in the nine-year history of the venue.

Following suit, the first two games of the 2025 season have been announced as sell-outs, with 19,163 fans filing into the stadium for the Aug. 30 opener against Sacramento State. That came two nights after a crowd of about 22,000 attended the Jacks Bash 3 concert featuring country music stars Ty Myers, Thomas Rhett and Blake Shelton.

2025 SEASON HIGHS

INDIVIDUAL GAME HIGHS

RUSHING ATTEMPTS: 23, by Julius Loughridge, at Montana State, 9-6-25
RUSHING YARDS: 159, by Julius Loughridge, vs. Sacramento State, 8-30-25
RUSHING TOUCHDOWNS: 1, by Lofton O'Groske, vs. Sacramento State, 8-30-25, and by Chase Mason, at Montana State, 9-6-25
LONG RUSH: 37 yards, by Julius Loughridge, vs. Sacramento State, 8-30-25
PASS ATTEMPTS: 25, by Chase Mason, at Montana State, 9-6-25
PASS COMPLETIONS: 17, by Chase Mason, vs. Sacramento State, 8-30-25, and at Montana State, 9-6-25
YARDS PASSING: 190, by Chase Mason, vs. Sacramento State, 8-30-25
TOUCHDOWN PASSES: 3, by Chase Mason, at Montana State, 9-6-25
RECEPTIONS: 12, by Lofton O'Groske, at Montana State, 9-6-25
YARDS RECEIVING: 125, by Lofton O'Groske, at Montana State, 9-6-25
RECEIVING TOUCHDOWNS: 2, by Lofton O'Groske, at Montana State, 9-6-25
LONG RECEPTION: 44 yards, by Lofton O'Groske, vs. Sacramento State, 8-30-25
TACKLES: 12, by Cullen McShane, at Montana State, 9-6-25
TACKLES FOR LOSS: 1.5, by Logan Green, at Montana State, 9-6-25
SACKS: 1.5, by Logan Green, at Montana State, 9-6-25
INTERCEPTIONS: 1, by Jayden Oliver, vs. Sacramento State, 8-30-25
LONG INTERCEPTION RETURN: N/A
PASS BREAKUPS: 2, by Koby Bretz, vs. Sacramento State, 8-30-25
FIELD GOALS: 2, by Eli Stader, vs. Sacramento State, 8-30-25
LONG FIELD GOAL: 28 yards, by Eli Stader, vs. Sacramento State, 8-30-25
PUNTS: 7, by Max Pelham, at Montana State, 9-6-25
PUNTING AVERAGE (MIN. 3 PUNTS): 48.0 yards (7 punts), by Max Pelham, at Montana State, 9-6-25
LONG PUNT: 57 yards, by Max Pelham, at Montana State, 9-6-25
KICKOFF RETURNS: 2, by Isaiah Garcia-Castaneda, at Montana State, 9-6-25
KICK RETURN YARDS: 45, by Isaiah Garcia-Castaneda, at Montana State, 9-6-25
LONG KICK RETURN: 24 yards, by Isaiah Garcia-Castaneda, at Montana State, 9-6-25
PUNT RETURNS: 3, by Isaiah Garcia-Castaneda, at Montana State, 9-6-25
LONG PUNT RETURN: 8 yards, by Isaiah Garcia-Castaneda, at Montana State, 9-6-25

DANA J. DYKHOUSE STADIUM: Jackrabbit football moved into a new home in September of 2016 with the completion of Dana J. Dykhous Stadium.

The stadium, which was constructed in phases on the site of SDSU's previous home field, Coughlin-Alumni Stadium, seats 19,340 spectators and cost \$65 million to build.

Dana J. Dykhous Stadium is being funded through private gifts and long-term revenue streams, including concessions and suite, loge box and ticket sales. Bonds are financing nearly two-thirds of the project's construction, with the remaining dollars coming from private support.

Lead gifts totaling \$12.5 million from former Jackrabbit football player and Sioux Falls banker Dana Dykhous and philanthropist T. Denny Sanford were announced in October 2013.

The stadium officially opened Sept. 8, 2016, featuring a concert by country music stars Luke Bryan, Little Big Town and Lee Brice as part of the Jacks Bash opening weekend. The first football game was two days later, on Sept. 10, when the Jacks defeated Drake, 56-28.

SDSU has gone on to post a 62-7 record at Dana J. Dykhous Stadium during its 10 seasons of operation, including a 16-1 mark in FCS playoff games. The Jacks' current home winning streak is 30 games (including playoff games), with their last home loss a 26-17 setback to Northern Iowa on Oct. 23, 2021. The 30-game streak is the longest active home winning streak in FCS and tied with Montana (1994-97) for the sixth-longest in FCS history.

In 2023, the Jackrabbits completed their fifth undefeated season while playing at Dana J. Dykhous Stadium, compiling an 8-0 record. SDSU previously posted perfect home records in 2018 (7-0), the 2020-21 spring season (5-0) and both 2022 and 2023 (9-0).

Dana J. Dykhous Stadium was designed by Kansas City-based Crawford Architects, with the construction firm JE Dunn serving as the project manager at risk and Henry Carlson Company of Sioux Falls serving as general contractor.

JACKS IN THE PROS: Six former South Dakota State standouts appeared on 2025 National Football League opening day rosters, continuing the Jackrabbits' long tradition of developing players into pro prospects.

Headlining the list are a pair of tight ends — Dallas Goedert of the Philadelphia Eagles and Tucker Kraft of the Green Bay Packers.

After being selected in the second round of the 2018 NFL Draft, Goedert has gone on to record 356 receptions for 4,129 yards and 24 touchdowns in eight seasons. He won a Super Bowl ring with the Eagles last season after recording 42 receptions during the regular season and adding 17 more catches during the postseason run.

To open the 2025 season, Goedert recorded seven catches for 44 yards in a win over the Dallas Cowboys.

Kraft put together a breakthrough second season with the Packers in 2024, tallying 50 catches for 707 yards and seven touchdowns. A third-round draft choice of Green Bay in 2023, Kraft tallied two catches for 16 yards a touchdown in a season-opening win over Detroit. His career totals include 83 receptions for 1,078 yards and 10 scores.

Linebacker Christian Rozeboom earned a Super Bowl ring with the Los Angeles Rams during the 2021 season and is now in his first season with the Carolina Panthers. A starter in both 2023 and 2024 with the Rams, Rozeboom totaled 214 tackles and two interceptions over the last two seasons, including a 135-stop campaign in 2024.

Rozeboom tallied eight tackles (seven solo) in a season-opening loss to Jacksonville.

SDSU had two players selected in the NFL Draft in 2024 when Mason McCormick was taken in the fourth round by Pittsburgh and Isaiah Davis was a fifth-round pick of the New York Jets. McCormick settled into a starting role at guard during the 2024 season while Davis saw spot duty for the Jets as a rookie.

OVERTIME GAMES

1998:	SDSU 30, Nebraska-Omaha [2 OT] (Oct. 17, 1998, at Coughlin-Alumni Stadium)
2002:	Augustana 39, SDSU 33 [3 OT] (Oct. 19, 2002, at Sioux Falls)
2004:	Southern Utah 23, SDSU 17 [2 OT] (Nov. 13, 2004, at Cedar City, Utah)
2007:	Western Illinois 29, SDSU 26 [4 OT] (Aug. 30, 2007, at Macomb, Ill.)
2008:	McNeese State 46, SDSU 44 [3 OT] (Oct. 4, 2008, at Coughlin-Alumni Stadium)
2011:	SDSU 43, Missouri State 36 [2 OT] (Oct. 29, 2011, at Springfield, Mo.)
2013:	SDSU 37, Northern Iowa 34 [2 OT] (Oct. 26, 2013, at Coughlin-Alumni Stadium)
2015:	Western Illinois 30, SDSU 24 [2 OT] (Nov. 21, 2015, at Macomb, Ill.)
2017:	SDSU 27, Illinois State 24 [OT] (Nov. 11, 2017, at Dana J. Dykhouse Stadium)
2018:	SDSU 54, Indiana State 51 [OT] (Oct. 6, 2018, at Dana J. Dykhouse Stadium)
2021:	Southern Illinois 42, SDSU 41 [OT] (Oct. 9, 2021, at Dana J. Dykhouse Stadium)
2024:	SDSU 20, South Dakota 17 [OT] (Oct. 26, 2024, at Dana J. Dykhouse Stadium)
2025:	SDSU 30, Montana State 24 [2 OT] (Sept. 6, 2025, at Bozeman, Mont.)
Overall, SDSU is 7-6 in overtime games	

Davis finished his rookie year with 30 carries for 174 yards and a touchdown, as well as notching nine receptions for 75 yards and a score. He added nine kickoffs for 232 yards (25.8 yards per return) and registered seven tackles on special teams in 2024.

McCormick and Davis squared off in the 2025 season opener, with Davis rushing two times for 18 yards in a Jets' loss.

Another member of the Jackrabbits' back-to-back national championship teams, Isaiah Stalbird, is in his second season with the New Orleans Saints. Stalbird played mostly on special teams in 2024, notching three tackles. He recorded a pair of stops in a losing effort last week against the Arizona Cardinals.

Several other former Jackrabbit standouts were among their respective teams' final cuts earlier week, including: quarterback Chris Oladokun (Kansas City), running back Pierre Strong, Jr. (Cleveland), cornerback Dalys Beanum (New Orleans) and running back Amar Johnson (Green Bay).

Beanum and Oladokun have since returned to their fall camp teams on the practice squad, while Johnson recently signed as a practice squad player with the Los Angeles Chargers and Strong has hooked on with the Packers as a practice player.

Leading the list of Jackrabbit pro football alumni are Hall of Famer Jim Langer and the NFL's career scoring leader, Adam Vinatieri.

Langer who played football at SDSU from 1967-69 and also was an All-American in baseball, played center on every offensive down during the Miami Dolphins' perfect season in 1972.

He was a first-team All-Pro four times and was selected to play in six Pro Bowl games. He played in three Super Bowl games with the Dolphins from 1970-79 before finishing his career with the Minnesota Vikings from 1980-81. Langer passed away in September 2019.

Vinatieri wrapped up his playing career after becoming the NFL's all-time scoring leader in 2018 as a member of the Indianapolis Colts. Over Vinatieri's 24 seasons from 1996-2019, his totals include NFL bests of 599-of-715 on field goal attempts, 83.8 percent, and 2,673 career points. He also ranks second in career extra points with 874.

In all, Vinatieri set 15 NFL records, including 21 100-point seasons.

DAN JACKSON SHOW: The Dan Jackson Show airs throughout the 2025 season.

The weekly, hour-long show originates in front of a live audience at 6 p.m. Mondays at Cubby's Sports Bar and Grill in downtown Brookings. Hosted by Tyler Merriam, the show airs along the Jackrabbit Sports Network, including flagship station WNAX 570 AM, and can be heard through the Jackrabbit app and online at GoJacks.com. In addition to radio, broadcasts also will be available for free live viewing on SDSU Athletics' Facebook and YouTube accounts (@GoJacksSDSU), as well as Midco Sports Plus. Replays of the shows will be televised on Midco Sports linear channels Tuesdays at 6 p.m. and Saturdays at 9 a.m.

Weekly segments include interviews with Jackrabbit coaches, student-athletes and others associated with SDSU football. Fans can submit questions through social media platforms and fans in attendance can register for weekly prizes.

A LOOK AHEAD: The Jackrabbits will have their lone bye week of the regular season before closing out nonconference action with a Sept. 27 game against Mercyhurst. Kickoff for the Dairy Drive and annual Hall of Fame Game is set for 2 p.m. at Dana J. Dykhouse Stadium.

DEPTH CHART vs. DRAKE

OFFENSE

LT	69	QUINTEN CHRISTENSEN, 6-5, 300, Jr., Wessington Springs, S.D.
	63	Kyan Rauk, 6-8, 300, R-Fr., Northfield, Minn.
LG	77	William Paepke, 6-5, 315, So., Rapid City, S.D.
	58	Jackson Kerstin, 6-4, 285, So., Naperville, Ill.
C	54	Shane Willenbring, 6-4, 305, R-Fr., La Crosse, Wis.
	53	Caden Hotz, 6-2, 290, R-Fr., Waverly, Iowa
RG	62	Kenyon BigBow, 6-5, 310, So., Anadarko, Okla.
or	73	Nate Adams, 6-7, 330, Sr., Flower Mound, Texas
RT	76	SAM HAGEN, 6-6, 320, Sr., Fordville, N.D.
	63	Kyan Rauk, 6-8, 300, R-Fr., Northfield, Minn.
TE	88	Greyton Gannon, 6-4, 235, Jr., Eagle, Wis.
	10	Brayden Delahoyde, 6-4, 245, R-Fr., Spearfish, S.D.
or	83	John Pica, 6-4, 280, Jr., Dell Rapids, S.D.
	4	David Alpers, 6-6, 255, Jr., Sioux Falls, S.D.
WR	12	GRAHM GOERING, 6-2, 210, Sr., Iowa City, Iowa
	2	Isaiah Garcia-Castaneda, 6-1, 200, Gr., Twentynine Palms, Calif.
WR	84	Alex Bullock, 6-2, 205, Sr., Omaha, Neb.
	19	Jack Smith, 6-0, 195, R-Fr., Sioux Falls, S.D.
WR	1	Lofton O'Groske, 6-2, 210, So., Coon Rapids, Minn.
	8	Sammy Dresie, 6-2, 195, R-Fr., Maize, Kan.
QB	7	Chase Mason, 6-4, 240, Sr., Hurley, S.D.
	13	Luke Marble, 6-4, 210, R-Fr., Smyrna, Ga.
RB	15	Julius Loughridge, 6-0, 215, Gr., Houston, Texas
	24	Brenden Begeman, 6-2, 210, So., Selby, S.D.
or	32	James Basinger, 5-10, 200, Fr., Littleton, Colo.

Returning starters indicated in CAPS

DEFENSE

DE	99	Dawson Ripperda, 6-4, 255, Jr., Larchwood, Iowa
	97	Blake Leiferman, 6-5, 265, R-Fr., Kimball, S.D.
DT	94	KOBE CLAYBORNE, 6-0, 280, Sr., Sioux City, Iowa
	91	Jace Sifore, 6-4, 290, Jr., Howard, S.D.
or	98	Mac Muller, 6-1, 270, R-Fr., Osage, Iowa
DT	51	Logan Green, 6-4, 290, Jr., Northboro, Iowa
	55	Aaron Wolfcale-Holsten, 6-2, 285, Sr., Gilbert, Ariz.
DE	8	Reis Kirschenman, 6-4, 265, So., Tea, S.D.
	93	Kevin Spelman, 6-5, 260, Gr., New Lenox, Ill.
or	50	Nick Wells, 6-4, 260, R-Fr., Sioux City, Iowa
LB	5	Cullen McShane, 6-2, 230, Jr., Marquette, Iowa
(Will)	33	Bryce Johnson, 6-3, 220, Jr., Parker, Colo.
or	44	Casey Larson, 6-2, 205, Fr., Woodinville, Wash.
LB	11	Joe Ollman, 6-1, 230, Jr., Mequon, Wis.
(Mike)	9	Matt Goehring, 6-1, 220, Jr., Sioux Falls, S.D.
LB	28	Chase Van Tol, 6-1, 200, So., Tea, S.D.
(Sam)	47	Kytan Fyfe, 6-2, 210, Jr., Grand Island, Neb.
LCB	2	Myles Taylor, 6-1, 175, Sr., Gilbert, Ariz.
	16	Noah St-Juste, 5-10, 175, So., Montreal, Quebec
FS	6	Jalen Lee, 6-0, 200, Jr., Wentzville, Mo.
	25	Koby Bretz, 6-2, 210, Sr., Omaha, Neb.
SS	3	Dontay Johnson, 6-2, 205, Jr., Fort Collins, Colo.
	27	Noah Thompson, 6-0, 185, Jr., Brandon, S.D.
RCB	1	Jayden Oliver, 6-4, 185, Gr., Tampa, Fla.
or	0	Isaiah Johnson, 6-0, 185, Sr., Chicago Heights, Ill.
	13	Aydan Dautermann, 6-2, 195, Sr., Hartford, Wis.

SPECIAL TEAMS

PK	26	Eli Stader, 6-0, 225, Gr., Cedar Grove, Wis.
	81	Ryan Harrington, 6-3, 175, Fr., Ankeny, Iowa
Kickoffs	81	Ryan Harrington, 6-3, 175, Fr., Ankeny, Iowa
P	41	Max Pelham, 6-1, 195, Sr., Ankeny, Iowa
	26	Eli Stader, 6-0, 225, Gr., Cedar Grove, Wis.
Long	37	KAYDON OLIVIA, 5-11, 215, Sr., Schertz, Texas
Snaps	59	Carson Strohbeen, 6-1, 210, So., Sioux City, Iowa
Holder	41	Max Pelham, 6-1, 195, Sr., Ankeny, Iowa
	5	Jon Bell, 6-3, 205, Jr., Naperville, Ill.
KOR	2	Isaiah Garcia-Castaneda, 6-1, 200, Gr., Twentynine Palms, Calif.
	1	Lofton O'Groske, 6-2, 210, So., Coon Rapids, Minn.
or	24	Brenden Begeman, 6-2, 210, So., Selby, S.D.
PR	2	Isaiah Garcia-Castaneda, 6-1, 200, Gr., Twentynine Palms, Calif.
	2	Myles Taylor, 6-1, 175, Sr., Gilbert, Ariz.

COACHING AND SUPPORT STAFF

Head Coach: Dan Jackson
 Offensive Coordinator/Quarterbacks: Eric Eidsness
 Defensive Coordinator/Safeties: Brian Bergstrom
 Special Teams Coordinator: Isaiah Jackson
 Offensive Line: Mike Bangtson
 Tight Ends: Vince Benedetto
 Wide Receivers: Luke Bengtson
 Linebackers: Zane Busekist
 Running Backs/Recruiting Coordinator: Deontae Cooper
 Defensive Line: Logan McCormick
 Cornerbacks: Marcus McLin

Quality Control: Robert Armand (defensive backs), Caleb Baker (offensive line), Cody Brown (special teams), Jonah Chong (wide receivers), DyShawn Gales (cornerbacks), Noah Kent (defensive line), Jade Lawrence (linebackers), C.J. Pickrel (quarterbacks)
 Video Coordinator: Brock Swanson
 General Manager: Tyler Wrice
 Director of Football Operations: Ethan Beisner
 Director of Football Performance: Nathan Morris
 Football Equipment: Trey Mason
 Sports Medicine: Charlie Miller, Hallie Hawe, Megan Blomberg



South Dakota State University JACKRABBITS

2025 Football Roster

No.	NAME	Pos	Ht	Wt	Yr	HOMETOWN	No.	NAME	Pos	Ht	Wt	Yr	HOMETOWN
0	Landon Dulaney	WR	6-2	200	Fr.	Brandon, S.D.	41	Spencer Wientjes	LB	6-0	215	Fr.	Watertown, S.D.
0	Isaiah Johnson	CB	6-0	185	Sr.	Chicago Heights, Ill.	42	Brady Kurt	LB	6-2	190	Fr.	Independence, Iowa
1	Lofton O'Groske	WR	6-2	210	So.	Coon Rapids, Minn.	43	Cam Cribari	S	6-0	175	Fr.	West Des Moines, Iowa
1	Jayden Oliver	CB	6-4	185	Gr.	Tampa, Fla.	43	Andrew Gustad	TE	6-1	235	Jr.	Volin, S.D.
2	Isaiah Garcia-Castaneda	WR	6-1	200	Gr.	Twentynine Palms, Calif.	44	Casey Larson	LB	6-2	205	Fr.	Woodinville, Wash.
2	Myles Taylor	CB	6-1	175	Sr.	Gilbert, Ariz.	44	Josh Myers	RB	6-0	190	Fr.	Sioux Falls, S.D.
3	Dontay Johnson	S	6-2	205	Jr.	Fort Collins, Colo.	45	Boden Schiller	LB	6-1	200	R-Fr.	Volga, S.D.
4	David Alpers	TE	6-6	255	Jr.	Sioux Falls, S.D.	46	Shane Henderson	TE	6-6	235	Fr.	Mobridge, S.D.
4	Andrew Price	LB	6-1	205	Fr.	West Des Moines, Iowa	46	Maverick LeBrun	DE	6-5	235	Fr.	Flandreau, S.D.
5	Jon Bell	QB	6-3	205	Jr.	Naperville, Ill.	46	Evan McCarty	TE	6-5	260	Fr.	Hamel, Minn.
5	Cullen McShane	LB	6-2	230	Jr.	Marquette, Iowa	47	Kytan Fyfe	LB	6-2	210	Jr.	Grand Island, Neb.
6	Elijah Ervin	WR	6-1	195	Sr.	Phoenix, Ariz.	48	Krayton Bergstrom	K	5-7	165	Fr.	Winona, Minn.
6	Jalen B. Lee	CB	6-0	200	Jr.	Wentzville, Mo.	48	Jack Nash	LB	6-1	185	R-Fr.	Palmer, Alaska
7	Chase Mason	QB	6-4	240	Sr.	Hurley, S.D.	49	Luke Krempges	DE	6-4	235	Fr.	Sioux Falls, S.D.
8	Sammy Dresie	WR	6-2	195	R-Fr.	Maize, Kan.	49	Jozef Reisz	TE	6-3	235	Fr.	Woodbine, Iowa
8	Reis Kirschenman	DE	6-4	265	So.	Tea, S.D.	50	Nick Wells	DE	6-4	260	R-Fr.	Sioux City, Iowa
9	Matt Goehring	LB	6-1	220	Jr.	Sioux Falls, S.D.	51	Logan Green	DT	6-4	290	Jr.	Northboro, Iowa
9	Preston Otter	QB	6-3	210	Fr.	Hemlock, Mich.	52	Brody Targgart	DT	6-2	295	Jr.	Ankeny, Iowa
10	Brayden Delahoyde	TE	6-5	245	R-Fr.	Spearfish, S.D.	53	Caden Hotz	OL	6-2	290	R-Fr.	Waverly, Iowa
11	Joe Ollman	LB	6-1	230	Jr.	Mequon, Wis.	54	Shane Willenbring	OL	6-4	305	R-Fr.	La Crosse, Wis.
11	Luke Womack	WR	6-4	205	Fr.	Happy Valley, Ore.	55	Aaron Wolfcale-Holsten	DT	6-2	285	Sr.	Gilbert, Ariz.
12	Graham Goering	WR	6-2	210	Sr.	Iowa City, Iowa	57	Sam Christensen	DT	6-2	250	Fr.	Rock Rapids, Iowa
12	Jason Thome	S	6-0	190	Jr.	Arvada, Colo.	58	Jackson Kerstin	OL	6-4	285	So.	Naperville, Ill.
13	Aydan Dautermann	CB	6-2	195	Sr.	Hartford, Wis.	59	Carson Strohbeen	LS	6-1	210	So.	Sioux City, Iowa
13	Luke Marble	QB	6-4	210	R-Fr.	Smyrna, Ga.	62	Kenyon BigBow	OL	6-5	310	So.	Anadarko, Okla.
14	Reese Osgood	WR	5-11	185	Jr.	Franklin, Wis.	63	Kyan Rauk	OL	6-8	300	R-Fr.	Northfield, Minn.
15	Julius Loughridge	RB	6-0	215	Gr.	Houston, Texas	64	Thomas Dwyer	OL	6-6	285	Fr.	Oconomowoc, Wis.
16	Jack Henry	QB	6-2	215	R-Fr.	Dell Rapids, S.D.	66	Brock Osbahr	OL	6-2	295	Fr.	De Pere, Wis.
16	Noah St-Juste	CB	5-10	175	So.	Montreal, Quebec	67	Ian Mutchler	OL	6-4	300	So.	Morton, Ill.
17	Ernest Blackshire Jr.	LB	6-2	215	Jr.	Milwaukee, Wis.	69	Quinten Christensen	OL	6-5	300	Jr.	Wessington Springs, S.D.
17	Jack Thue	QB	6-2	205	R-Fr.	Brandon, S.D.	70	Lincoln Semchenko	OL	6-5	295	Fr.	Brandon, S.D.
18	Ky Oday Jr.	WR	5-11	170	Jr.	Denver, Colo.	71	Reggie Kloehn	DT	6-1	270	Fr.	Fremont, Wis.
19	Jack Smith	WR	6-0	195	R-Fr.	Sioux Falls, S.D.	73	Nate Adams	OL	6-7	330	Sr.	Flower Mound, Texas
20	Graham Eben	LB	6-1	200	R-Fr.	Rock Rapids, Iowa	74	JB Walters	OL	6-4	280	Fr.	Grand Forks, N.D.
21	Myles Green	CB	6-0	180	Fr.	Homewood, Ill.	76	Sam Hagen	OL	6-6	320	Sr.	Fordville, N.D.
22	Jamari Holliman	CB	6-0	190	So.	Miami, Fla.	77	William Paepke	OL	6-5	315	So.	Rapid City, S.D.
23	Joe Kolega	WR	5-11	190	Fr.	Omaha, Neb.	78	Micah Hach	OL	6-4	295	Fr.	Watertown, S.D.
24	Brenden Begeman	RB	6-2	210	So.	Selby, S.D.	79	Thomas Martian	OL	6-3	280	R-Fr.	Rapid City, S.D.
25	Koby Bretz	S	6-2	210	Sr.	Omaha, Neb.	80	Zac Van Meeteren	WR	6-6	215	Fr.	Hayti, S.D.
26	Eli Stader	K	6-0	225	Gr.	Cedar Grove, Wis.	81	Ryan Harrington	K	6-3	175	Fr.	Ankeny, Iowa
27	Noah Thompson	S	6-0	185	Jr.	Brandon, S.D.	82	Coleman Kuntz	TE	6-3	240	Sr.	Beaumont, Calif.
28	Chase Van Tol	LB	6-1	200	So.	Tea, S.D.	83	John Pica	TE	6-4	280	Jr.	Dell Rapids, S.D.
29	Corey Blair Jr.	RB	6-3	210	Fr.	Kernersville, N.C.	84	Alex Bullock	WR	6-2	205	Gr.	Omaha, Neb.
30	Cody Cotton	CB	6-0	185	Jr.	Pleasant Prairie, Wis.	85	Joe Roll	WR	5-9	190	So.	Gretna, Neb.
31	Carter York	S	5-11	195	Fr.	Sycamore, Ill.	86	TyJohn Brooks	WR	5-8	165	Fr.	Minneapolis, Minn.
32	James Basinger	RB	5-10	200	Fr.	Littleton, Colo.	87	Ben Brooks	TE	6-8	235	Fr.	Madison, S.D.
33	Bryce Johnson	LB	6-3	220	Jr.	Parker, Colo.	88	Greyton Gannon	TE	6-4	235	Jr.	Eagle, Wis.
33	Jalyn Thompson	TE	6-2	255	So.	West Des Moines, Iowa	89	Sebastyen Fries	TE	6-2	225	Fr.	Lakeville, Minn.
34	Josiah Johnson	RB	6-0	220	Fr.	Milwaukee, Wis.	90	Danny Bradley	DE	6-4	260	Fr.	Windermere, Fla.
34	Jackson Powers	DB	5-11	185	So.	Maple Grove, Minn.	91	Jace Sifore	DT	6-4	290	Jr.	Howard, S.D.
35	Finn Benz	S	6-2	190	Fr.	St. Paul, Minn.	92	Sam Watts	DE	6-3	245	R-Fr.	Cedar Rapids, Iowa
35	Quinton Renfro	RB	5-11	205	R-Fr.	Joplin, Mo.	93	Kevin Spelman	DE	6-5	260	Gr.	New Lenox, Ill.
36	Justin Kabera	CB	5-11	170	Fr.	Harrisburg, Minn.	94	Kobe Clayborne	DL	6-0	280	Sr.	Sioux City, Iowa
37	Austin Bradley	CB	6-0	165	Fr.	Chandler, Ariz.	95	Mason Brosseau	DT	6-3	310	Sr.	Hanford, Calif.
37	Kaydon Olivia	LS	5-11	215	Sr.	Schertz, Texas	96	Rhett Schaefer	DE	6-3	255	R-Fr.	Walcott, Iowa
38	Max Stanard	S	5-11	190	R-Fr.	Manhattan, Kan.	97	Blake Leiferman	DE	6-5	265	R-Fr.	Kimball, S.D.
39	Beau Bakken	LB	6-4	215	Fr.	Garretson, S.D.	98	Mac Muller	DT	6-1	270	R-Fr.	Osage, Iowa
40	Kevin Carrigan Jr.	K	6-1	200	Jr.	Warrington, Pa.	99	Anthony Erickson	K	5-10	190	So.	Sioux Falls, S.D.
40	Liam Shaw	DE	6-3	250	Fr.	Muskego, Wis.	99	Dawson Ripperda	DE	6-4	255	Jr.	Larchwood, Iowa
41	Max Pelham	P	6-1	195	Sr.	Ankeny, Iowa							



DAN JACKSON

Head Coach • First Season

Alma Mater: Nebraska-Omaha, 2008

Dan Jackson was named the 22nd head football coach in South Dakota State history on Dec. 31, 2024. His hiring marked a return to the Jackrabbit program which he previously was associated with as both a student-athlete and assistant coach.

"South Dakota State is a special place and it's just so comforting to be back. I cannot wait to begin this journey and make this university and this football program even more special than it already is," Jackson said during his introductory press conference. "I'm ready. I'm prepared. I have seen and experienced so many different things throughout my career that I have no doubt that we're going to take this football program to new heights."

An Omaha native, Jackson began his association with SDSU football as a player from 2003-05. He joined the Jackrabbits' coaching staff as a graduate assistant in 2012, when SDSU began its current streak of 13 consecutive appearances in the Football Championship Subdivision playoffs. He was elevated to cornerbacks coach in 2014 and also served as recruiting coordinator, special teams coordinator and assistant head coach under John Stiegelmeier before moving on to Northern Illinois following the 2019 season.

Jackson coached two seasons at Northern Illinois, then was hired at Vanderbilt, where he coached defensive backs during the 2022 and 2023 seasons. In 2024, Jackson became a defensive coordinator for the first time when he joined the coaching staff at Idaho under former Jackrabbit colleague Jason Eck. He also coached the linebackers for a Vandals squad that advanced to the quarterfinals of the FCS playoffs. Jackson recently was tabbed to become defensive coordinator at New Mexico under Eck.

"There's a new landscape in college football and those things can change, and morph and move, but our standards will not change," Jackson said. "Our goal will always be to win a national championship. Our goal will always be to be the best football program in the country. We will evolve and we will grow and we will thrive in the new landscape of college football."

Joining Jackson in Brookings is his wife, Missy.

WHAT OTHERS ARE SAYING

"(Dan Jackson) will represent the core values of not only the Athletic Department, but this university, that guide us daily. I want to stress that the football program at SDSU is moving forward. We will continue to have the success on and off the field we have come to appreciate. Our next chapter is just unfolding and I am extremely excited." — SDSU President Barry Dunn

"We've spent years building success on the fields, we've spent years building success in the classroom and we've spent years working to fill this building and the stands. We know who we are and we're really proud of the impact that we have on this university. But what we needed was a leader that understood this, could embrace it, but who also could help us navigate all the challenges we are facing in college athletics moving forward." — SDSU Director of Athletics Justin Sell

"Dan Jackson is a passionate leader who cares for the individuals in the program. He is positive, he is a tremendous recruiter and he is a true Jackrabbit. He will give SDSU his best." — John Stiegelmeier, former SDSU head coach (1997-2022)

"Knowing how special and personal it is to coach at your alma mater, I'm thrilled for Dan to have the opportunity to return to Brookings. His energy, positivity and coaching experience will be tremendous assets as he begins building on Coach Stiegelmeier's championship legacy. I cannot wait to see what's ahead for Jackrabbit Football." — Clark Lea, Vanderbilt head coach

"From the time I first worked with Dan Jackson in 2016, I knew he would be a head coach. Dan did an outstanding job leading our defense last year. His ability to connect with people of all backgrounds, his work ethic and his energy make him ready for this opportunity." — Jason Eck, New Mexico head coach

"I am extremely excited for Dan and Missy for the opportunity presented to them at South Dakota State. Dan has a passion for coaching, he is extremely organized and thorough, and always saw the big picture even as an assistant. It is professionally fulfilling to witness Dan Jackson rise to become the head coach at his alma mater. Dan Loves SDSU with all of his heart and will do an excellent job keeping the championship standards. I wish him all the best." — Thomas Hammock, Northern Illinois head coach



7-CHASE MASON

6-4, 240, Senior • Quarterback

Hurley, South Dakota (Viborg-Hurley H.S./Nebraska)

CAREER NOTES:

- Began collegiate career as a baseball student-athlete at Nebraska
- His 161 rushing yards against Youngstown State on Oct. 12, 2024, are the most in a game by a Jackrabbit quarterback in the Division I era
- Missouri Valley Football Conference Commissioner's Academic Excellence Award (2024)
- MVFC Honor Roll (2022, 2023, 2024)
- Team Captain (2025)

CHASE MASON'S CAREER STATISTICS

Year	GP	Eff.	Comp	Att	Int	Pct.	Yds	TD	LG	Rush	Yds	TD	LG
2022	DNP-Injury												
2023	9	160.49	16	26	0	61.5	267	1	*71	16	184	2	*69
2024	10	133.74	17	26	0	65.4	133	2	19	46	464	6	*69
2025	2	162.03	34	48	0	70.8	364	4	44	32	64	1	16
Career	21	150.35	67	100	0	67.0	764	7	*71	84	712	9	*69

* denotes touchdown

Note: Also has two career receptions for total of minus-2 yards

CHASE MASON'S 2023 GAME-BY-GAME STATISTICS

Game	Comp	Att	Int	Yds	TD	LG	Rush	Yds	TD	LG
Western Oregon	5	9	0	67	0	31	3	40	1	33
Montana State	DNP									
Drake	3	4	0	33	0	20	1	69	1	*69
North Dakota	0	0	0	0	0	0	0	0	0	0
Illinois State	DNP									
Northern Iowa	0	0	0	0	0	0	2	5	0	4
Southern Illinois	DNP									
South Dakota	0	1	0	0	0	0	2	29	0	21
North Dakota State	DNP									
Youngstown State	3	4	0	29	0	15	3	14	0	7
Missouri State	0	0	0	0	0	0	2	12	0	7
Mercer	4	6	0	67	0	32	2	9	0	5
Villanova	DNP									
UAlbany	1	2	0	71	1	*71	1	6	0	6
Montana	DNP									
Season Totals	16	26	0	267	1	*71	16	184	2	69

CHASE MASON'S 2024 GAME-BY-GAME STATISTICS

Game	Comp	Att	Int	Yds	TD	LG	Rush	Yds	TD	LG
Oklahoma State	0	0	0	0	0	0	1	0	0	0
Incarnate Word	0	0	0	0	0	0	4	30	0	16
Augustana	DNP									
SE Louisiana	1	2	0	11	0	11	7	56	1	31
Northern Iowa	3	4	0	28	0	12	7	9	1	8
Youngstown State	2	2	0	12	1	8	5	161	2	*69
North Dakota State	0	0	0	0	0	0	5	80	1	*66
South Dakota	1	1	0	0	0	0	4	14	0	4
Murray State	10	16	0	82	1	19	7	68	1	23
North Dakota	DNP									
Southern Illinois	DNP									
Missouri State	DNP									
Montana	DNP									
Incarnate Word	0	0	0	0	0	0	3	44	0	18
North Dakota State	0	1	0	0	0	0	3	2	0	3
Season Totals	17	26	0	133	2	19	46	464	6	*69

CHASE MASON'S 2025 GAME-BY-GAME STATISTICS

Game	Comp	Att	Int	Yds	TD	LG	Rush	Yds	TD	LG
Sacramento State	17	23	0	190	1	44	18	30	0	16
Season Totals	17	26	0	133	2	19	46	464	6	*69

JACKRABBITS TO WATCH

CHASE MASON'S 2025 GAME-BY-GAME STATISTICS										
Game	Comp	Att	Int	Yds	TD	LG	Rush	Yds	TD	LG
Sacramento State	17	23	0	190	1	44	18	30	0	16
Montana State	17	25	0	174	3	28	14	34	1	11
Season Totals	34	48	0	364	4	44	32	64	1	16



15-JULIUS LOUGHRIDGE

6-0, 215, Senior • Running Back

Houston, Texas (Mayde Creek H.S./Fordham)

CAREER NOTES:

- Active Football Championship Subdivision career rushing leader (3,281)
- Walter Payton Award Watch List (2025)
- All-Patriot League First Team (2023, 2024)
- Missouri Valley Football Conference Newcomer of the Week (Aug. 30, 2025)

JULIUS LOUGHRIDGE'S CAREER STATISTICS

Year	Rush	Yds	Avg	TD	LG	Rec	Yds	TD	LG	KOR	Yds	Avg	TD	LG
2022	131	931	7.1	8	42	4	16	0	14	0	0	0.0	0	0
2023	207	1,146	5.5	10	50	24	196	2	26	0	0	0.0	0	0
2024	194	1,044	5.4	9	55	21	155	0	44	0	0	0.0	0	0
2025	45	258	5.7	0	37	0	0	0	0	0	0	0.0	0	0
Career	577	3,380	5.9	27	55	49	367	2	44	19	401	21.1	0	51

* denotes touchdown

Note 2022-24 statistics at Fordham

JULIUS LOUGHRIDGE'S 2025 GAME-BY-GAME STATISTICS

Game	Rush	Yds	TD	LG	Rec	Yds	TD	LG	KOR	Yds	TD	LG
Sacramento State	22	159	0	37	0	0	0	0	0	0	0	0
Montana State	23	99	0	14	0	0	0	0	0	0	0	0
Season Totals	45	258	0	37	0	0	0	0	0	0	0	0



94-KOBE CLAYBORNE

6-0, 280, Senior • Defensive Lineman

Sioux City, Iowa (Bishop Heelan H.S./Northwest Missouri State)

CAREER NOTES:

- Buck Buchanan Award Watch List (2025)
- All-Missouri Valley Football Conference Honorable Mention (2024)
- MVFC All-Newcomer Team (2024)
- Second-team all-MIAA honors at Northwest Missouri State (2023) after tying for team lead with six sacks
- College Sports Communicators Division II Academic All-America Second Team (2023)
- MVFC Commissioner's Academic Excellence Award (2024)
- MVFC Honor Roll (2024)
- Team Captain (2025)

KOBE CLAYBORNE'S CAREER STATISTICS (SDSU ONLY)

YEAR	G	SOLO	AST	TOTAL	TFL-Yds	SACK-Yds	PBU	INT-Yds	BK	FR-Yds	FF
2024	15	17	17	34	5.5-26	4.5-21	0	0-0	0	1-0	0
2025	2	5	1	6	1.0-7	1.0-7	0	0-0	0	0-0	0
CAREER	17	22	18	40	6.5-33	5.5-28	0	0-0	0	1-0	0

KOBE CLAYBORNE'S 2024 GAME-BY-GAME STATISTICS

Game	Solo	Ast	Total	TFL-Yds	Sack-Yds	Int-Yds	FF	FR
Oklahoma State	2	2	4	0-0	0-0	0-0	0	0
Incarnate Word	0	1	1	0-0	0-0	0-0	0	0
Augustana	4	1	5	1.0-5	0-0	0-0	0	0
SE Louisiana	1	1	2	1.5-10	1.5-10	0-0	0	0
Northern Iowa	0	0	0	0-0	0-0	0-0	0	1
Youngstown St.	0	0	0	0-0	0-0	0-0	0	0
North Dakota St.	0	4	4	0-0	0-0	0-0	0	0
South Dakota	0	1	1	0-0	0-0	0-0	0	0
Murray State	0	2	2	0-0	0-0	0-0	0	0
North Dakota	2	0	2	0-0	0-0	0-0	0	0
Southern Illinois	2	1	3	1.0-2	1.0-2	0-0	0	0
Missouri State	0	0	0	0-0	0-0	0-0	0	0
Montana	3	1	4	0-0	0-0	0-0	0	0
Incarnate Word	2	3	5	1.0-1	1.0-1	0-0	0	0
North Dakota St.	1	0	1	1.0-8	1.0-8	0-0	0	0
Season Totals	17	17	34	5.5-26	4.5-21	0-0	0	1

KOBE CLAYBORNE'S 2025 GAME-BY-GAME STATISTICS

Game	Solo	Ast	Total	TFL-Yds	Sack-Yds	Int-Yds	FF	FR
Sacramento St.	2	1	3	1.0-7	1.0-7	0-0	0	0
Montana State	3	0	3	0-0	0-0	0-0	0	0
Season Totals	5	1	6	1.0-7	1.0-7	0-0	0	0

FOOTBALL CHAMPIONSHIP SUBDIVISION POLLS

STATS PERFORM FCS POLL — SEPT. 8

PL.	SCHOOL	2025 RECORD	POINTS	PR
1.	North Dakota State [49]	2-0	1,393	1
2.	<i>South Dakota State [7]</i>	2-0	1,351	2
3.	Tarleton State	3-0	1,260	5
4.	Montana State	0-2	1,202	3
5.	Montana	1-0	1,123	6
6.	Rhode Island	2-0	1,050	9
7.	Illinois State	1-1	1,049	7
8.	Idaho	1-1	937	10
9.	UC Davis	1-1	885	8
10.	Lehigh	2-0	836	11
11.	Villanova	1-0	743	13
12.	South Dakota	0-2	649	4
13.	Abilene Christian	1-1	648	16
14.	Incarnate Word	1-1	568	12
15.	Tennessee Tech	2-0	560	17
16.	North Dakota	1-1	535	20
17.	Southern Illinois	101	510	14
18.	Northern Arizona	1-1	409	19
19.	Jackson State	1-1	381	15
20.	Monmouth (N.J.)	2-0	373	21
21.	Sacramento State	0-2	253	18
22.	Austin Peay	1-1	233	NR
23.	New Hampshire	2-0	132	NR
24.	Lamar	1-1	121	NR
25.	West Georgia	2-0	110	NR

Notes: First-place votes in brackets; opponents listed in **bold**

Teams receiving votes: Mercer, 101; Presbyterian, 100; Harvard, 86; Southeast Missouri State, 86; East Tennessee State, 73; Richmond, 64; UT Martin, 59; **Youngstown State, 59**; Nicholls, 52; Eastern Kentucky, 31; Southern Utah, 29; Gardner-Webb, 27; Stephen F. Austin, 27; South Carolina State, 14; Stony Brook, 13; Tennessee State, 13; Towson, 9; Western Carolina, 5; Bryant, 5; Long Island, 5.

AFCA FCS COACHES' POLL — SEPT. 8

PL.	SCHOOL	2025 RECORD	POINTS	PR
1.	North Dakota State [24]	2-0	648	1
2.	<i>South Dakota State [2]</i>	2-0	623	2
3.	Tarleton State	3-0	594	T3
4.	Illinois State	1-1	516	7
5.	Rhode Island	2-0	509	8
6.	Montana State	0-2	494	T3
7.	Montana	1-0	481	10
8.	Incarnate Word	1-1	422	9
9.	UC Davis	1-1	421	5
10.	Idaho	1-1	389	11
11.	Villanova	1-0	374	12
12.	Lehigh	2-0	354	13
13.	Abilene Christian	1-1	297	17
14.	Southern Illinois	1-1	266	15
15.	Jackson State	1-1	236	14
16.	Tennessee Tech	2-0	233	20
17.	North Dakota	1-1	230	22
18.	Monmouth (N.J.)	2-0	227	18
19.	Northern Arizona	1-1	184	19
20.	South Dakota	0-2	172	6
21.	Sacramento State	0-2	129	16
22.	Mercer	0-1	82	21
23.	Austin Peay	1-1	73	NR
24.	New Hampshire	2-0	72	NR
25.	Youngstown State	2-0	56	NR

Notes: First-place votes in brackets; opponents listed in **bold**

Teams receiving votes: East Tennessee State, 43; Lamar, 38; Presbyterian, 35; Richmond, 28; West Georgia, 28; Stephen F. Austin, 22; Bryant, 19; Harvard, 18; Southeastern Louisiana, 17; Furman, 14; **Indiana State, 14**; South Carolina State, 12; Nicholls, 10; North Alabama, 9; Southeast Missouri State, 9; Central Arkansas, 7; Dartmouth, 7; Eastern Kentucky, 7; Western Carolina, 7; Lafayette, 5; St. Thomas (Minn.), 5; Gardner-Webb, 4; William & Mary, 4; **Northern Iowa, 3**; Georgetown, 2; Long Island, 1.

MISSOURI VALLEY FOOTBALL CONFERENCE

2025 MVFC STANDINGS

SCHOOL	CONFERENCE	PF	PA	OVERALL	PF	PA
North Dakota State	0-0	0	0	2-0	97	3
Youngstown State	0-0	0	0	2-0	80	32
Indiana State	0-0	0	0	2-0	79	38
South Dakota State	0-0	0	0	2-0	50	27
North Dakota	0-0	0	0	1-1	85	58
Southern Illinois	0-0	0	0	1-1	66	37
Northern Iowa	0-0	0	0	1-1	45	45
Illinois State	0-0	0	0	1-1	44	48
Murray State	0-0	0	0	0-2	41	90
South Dakota	0-0	0	0	0-2	20	75

THIS WEEK'S SCHEDULE

FRIDAY, SEPT. 12

Indiana State at Indiana, 5:30 p.m.

SATURDAY, SEPT. 13

Northern Colorado at South Dakota, 1 p.m.

North Dakota at Montana, 2 p.m.

Illinois State at Eastern Illinois, 2 p.m.

Southeast Missouri at North Dakota State, 2:30 p.m.

Youngstown State at Michigan State, 2:30 p.m.

Eastern Washington at Northern Iowa, 4 p.m.

Southern Illinois at UT Martin, 6 p.m.

Drake at South Dakota State, 6 p.m.

Murray State at Georgia State, 6 p.m.

All times Central

2025 PRESEASON POLL

1.	North Dakota State [39]	417
2.	South Dakota State	355
3.	South Dakota [3]	349
4.	Illinois State	292
5.	Youngstown State	211
6.	Southern Illinois	208
7.	North Dakota	196
8.	Northern Iowa	130
9.	Indiana State	105
10.	Murray State	47



#1/1 SDSU 70, DRAKE 7

Sept. 16, 2023 • Target Field (Att.: 18,174)

MINNEAPOLIS — South Dakota State racked up its most points and yards in a game in five years, rolling past Drake, 70-7, in a nonconference football game played at Target Field.

Nine different players found the end zone for the top-ranked Jackrabbits, who improved to 3-0 on the season and ran their school-record winning streak to 17 games. Drake dropped to 0-3.

Drake put the first — and its only — points on the board before the crowd of 18,174 had a chance to settle into its seats. On the first play from scrimmage, Bulldog quarterback Luke Bailey connected with Colin Howard on a deep pass down the middle of the field for a 53-yard gain to the SDSU 30. Two plays and a penalty later, Bailey hooked up again with Howard for a 35-yard touchdown 2 minutes and 17 seconds into the contest.

From there, it was all Jackrabbits. SDSU needed only four plays to knot the game at 7-all as Isaiah Davis caught a short pass from Mark Gronowski and scored from 23 yards out.

On the next possession, SDSU converted twice on third and long after the Jackrabbits were set up in Drake territory after a 42-yard punt return by Tucker Large to the Bulldog 36. Tight end Kevin Brenner finished off the drive with a 3-yard touchdown reception from Gronowski.

The Jackrabbits pushed their lead to 35-7 with three more touchdowns in the second quarter. Gronowski tossed scoring passes of 13 yards to Zach Heins and 18 yards to freshman wide receiver Griffin Wilde around a 1-yard touchdown run by Amar Johnson. Large set up Johnson's touchdown with a 61-yard punt return to the Drake 18.

As a team, SDSU recorded 179 yards on six put returns and added 73 more yards on a pair of kickoff returns by Amar Johnson. Large ended the day with what is believed to be a school-record 149 yards on four punt returns, with Devon Cole tallying 24 yards on his lone return and Dalys Beanum adding a 6-yard return.

Gronowski, who accounted for a career-high six touchdowns, ended his afternoon with a 5-yard touchdown run and a 1-yard touchdown pass to Jaxon Janke on the first two Jackrabbit drives of the third quarter. Gronowski, whose five touchdown passes also were a career best, completed 18-of-25 passes for 226 yards as he topped the 5,000-yard mark for his career.

Janke notched season highs of seven catches and 85 receiving yards as 10 different Jackrabbits caught passes on the day.

SDSU's final three touchdowns covered 20 or more yards, including two by Angel Johnson. First, Johnson closed out a 21-point third quarter with a 21-yard score, followed by a 66-yard touchdown run midway through the fourth quarter. In between, backup quarterback Chase Mason scampered 69 yards through the Bulldog defense for his second rushing touchdown of the season.

The Jackrabbits amassed 618 yards of total offense, including a 359-47 advantage on the ground. Angel Johnson paced the rushing attack with 90 yards on only four carries, while Davis gained 77 yards on eight attempts.

Bailey led Drake by going 16-of-29 for 201 yards through the air and gaining 25 yards on three rushing attempts.

Daeton Mcgaughy led all players with nine tackles, including a tackle for loss, for the Jackrabbits.



Kevin Brenner was one of nine Jackrabbit players to score a touchdown in South Dakota State's 70-7 victory over Drake on Sept. 16, 2023, at Target Field in Minneapolis. Brenner's first career touchdown came on a 3-yard pass play late in the first quarter.

SCORE BY QUARTERS	1	2	3	4	FINAL
Drake (0-3)	7	0	0	0	7
South Dakota State (3-0)	14	21	21	14	70

SCORING SUMMARY

1st	12:43	DU	Colin Howard 35 yd pass from Luke Bailey (Shane Dunning kick)
1st	10:37	SDSU	Isaiah Davis 23 yd pass from Mark Gronowski (Hunter Dustman kick)
1st	4:12	SDSU	Kevin Brenner 3 yd pass from Gronowski (Dustman kick)
2nd	10:28	SDSU	Zach Heins 13 yd pass from Gronowski (Dustman kick)
2nd	5:13	SDSU	Amar Johnson 1 yd run (Dustman kick)
2nd	2:08	SDSU	Griffin Wilde 18 yd pass from Gronowski (Dustman kick)
3rd	12:51	SDSU	Gronowski 5 yd run (Dustman kick)
3rd	8:34	SDSU	Jaxon Janke 1 yd pass from Gronowski (Dustman kick)
3rd	4:47	SDSU	Angel Johnson 21 yd run (Dustman kick)
4th	13:18	SDSU	Chase Mason 69 yd run (Dustman kick)
4th	8:18	SDSU	Angel Johnson 66 yd run (Dustman kick)

TEAM STATISTICS

	DU	SDSU
FIRST DOWNS	10	27
RUSHES-YARDS (NET)	27-47	33-359
PASSING YDS (NET)	220	259
Passes Att-Comp-Int	34-20-0	30-21-1
TOTAL OFFENSE PLAYS-YARDS	61-267	63-618
Punt Returns-Yards	1-3	6-179
Kickoff Returns-Yards	3-45	2-73
Interception Returns-Yards	1-0	0-0
Punts (Number-Avg)	10-38.4	2-39.5
Fumbles-Lost	0-0	0-0
Penalties-Yards	6-36	4-55
Possession Time	32:11	27:49
Third-Down Conversions	3 of 16	6 of 8
Fourth-Down Conversions	1 of 1	0 of 0
Red-Zone Scores-Chances	0-0	6-6
Sacks By: Number-Yards	0-0	0-0

RUSHING LEADERS: DU - Luke Bailey 3-25; Luke Woodson 7-17; Christian Galvan 6-6; Dorian Boylind 7-6 SDSU - Angel Johnson 4-90; Isaiah Davis 8-77; Chase Mason 1-69; Amar Johnson 12-63; Jaxon Janke 1-25; Mark Gronowski 3-19; Kirby Vorhees 4-16. **PASSING LEADERS:** DU - Luke Bailey 16-29-0 201; Blake Ellingson 4-5-0 19. SDSU - Mark Gronowski 18-25-1 226; Chase Mason 3-4-0 33; Jon Bell 0-1-0 0. **RECEIVING LEADERS:** DU - Christian Galvan 4-13; Colin Howard 3-103; Taj Hughes 3-46; Garrett Vander Leest 3-11; Sam Rodriguez 2-24; Tim Nesslage 2-9. SDSU - Jaxon Janke 7-85; Isaiah Davis 3-47; Mike Morgan 2-29; Zach Heins 2-21; Graham Goering 2-19; Marcus Preston 1-20; Griffin Wilde 1-18; Greyton Gannon 1-11; Amar Johnson 1-6; Kevin Brenner 1-3. **INTERCEPTIONS:** DU - Tyler Radoch 1-0. SDSU - none. **SACKS:** DU - none. SDSU - none. **TACKLE LEADERS (UA-A-TOT):** DU - Sean Allison 5-1-6; Caleb Bowling 3-3-6; Tyler Radocha 3-2-5; Finn Claypool 2-2-4. SDSU - Daeton Mcgaughy 8-1-9; Saiveon Williamson 3-2-5; Cullen McShane 3-2-5; Graham Spalding 2-3-5; Jason Freeman 2-2-4.

VERSUS RANKED OPPONENTS

Since moving to the Football Championship Subdivision at the start of the 2004 season, the Jackrabbits have compiled a 74-54 record versus ranked opponents.

Following is a year-by-year look at games against ranked opponents:

2004 0-3 record

- at #13 Cal Poly (L, 7-14)
- at #24 Montana State (L, 24-27)
- at #1 Georgia Southern (L, 7-63)

2005 0-5 record

- at #3 Montana (L, 0-7)
- #12 Cal Poly (L, 16-24)
- at #16 Texas State (L, 12-42)
- #19 Georgia Southern (L, 42-55)
- at #20 North Dakota State (L, 17-41)

2006 3-3 record

- at #6 Montana (L, 7-36)
- at #12 Northern Iowa (L, 17-27)
- at #16 McNeese State (W, 20-17)
- at #4 Cal Poly (W, 29-28)
- #16 UC Davis (W, 22-21)
- at #4 North Dakota State (L, 28-41)

2007 2-2 record

- at #6 Youngstown State (L, 17-23)
- #5 Northern Iowa (L, 17-31)
- #19 Cal Poly (W, 48-35)
- #1 North Dakota State (W, 29-24)

2008 3-4 record

- #14 Youngstown State (W, 40-7)
- #15 Western Illinois (W, 24-22)
- #8 Northern Iowa (L, 20-34)
- #4 McNeese State (L, 44-46 – 3OT)
- #3 Cal Poly (L, 28-42)
- #9 Southern Illinois (L, 35-38)
- at #24 North Dakota State (W, 25-24)

2009 1-3 record

- at #17 Cal Poly (L, 14-21)
- vs. #6 Northern Iowa (W, 24-14)
- vs. #3 Southern Illinois (L, 15-34)
- ^at #1 Montana (L, 48-61)

2010 2-3 record

- at #16 Delaware (L, 3-26)
- at #15 Northern Iowa (L, 14-24)
- vs. #20 Western Illinois (W, 33-29)
- at #15 Southern Illinois (W, 31-10)
- at #20 North Dakota State (L, 24-31)

2011 0-3 record

- vs. #23 Indiana State (L, 28-38)
- vs. #2 Northern Iowa (L, 14-31)
- vs. #3/5 North Dakota State (L, 14-38)

2012 3-2 record

- at #22/25 Indiana State (W, 24-10)
- vs. #21/22 Youngstown St. (W, 41-28)
- at #1/1 North Dakota State (L, 17-20)
- ^vs. #25 Eastern Illinois (W, 58-10)
- ^at #1/1 North Dakota State (L, 3-28)

2013 3-2 record

- vs. #1/1 North Dakota State (L, 0-20)
- vs. #17/18 Northern Iowa (W, 37-34 – 2 OT)
- at #15/18 Youngstown St. (W, 42-13)
- ^at #8/9 Northern Arizona (W, 26-7)
- ^at #3/3 Eastern Washington (L, 17-41)

2014 3-4 record

- at #22/22 Illinois State (L, 10-45)
- at #20/21 Northern Iowa (W, 31-28)
- vs. #16/17 Youngstown State (L, 27-30)
- at #1/1 North Dakota State (L, 17-37)
- at #17/19 Indiana State (W, 32-17)
- ^at #17/17 Montana State (W, 47-40)
- at #2/3 North Dakota State (L, 24-27)

2015 3-3 record

- vs. #2/3 North Dakota State (L, 7-28)
- vs. #19/21 Indiana State (W, 24-7)
- at #11/12 Youngstown State (W, 38-8)
- vs. #22/25 Northern Iowa (L, 7-10)
- vs. #2/2 Illinois State (W, 25-20)
- ^at #16/17 Montana (L, 17-24)

2016 4-1 record

- vs. #8/8 Western Illinois (W, 52-14)
- at #1/1 North Dakota State (W, 19-17)
- vs. #12/13 Youngstown State (W, 24-10)
- ^vs. #9/10 Villanova (W, 10-7)
- ^at #3/3 North Dakota State (L, 10-36)

2017 6-2 record

- at #5/6 Youngstown State (L, 7-19)
- at #12/14 Western Illinois (W, 52-48)
- vs. #2/2 North Dakota State (W, 33-21)
- vs. #17/20 Illinois State (W, 27-24 – OT)
- at #15/16 South Dakota (W, 31-28)
- ^vs. #20/21 Northern Iowa (W, 37-22)
- ^vs. #20/21 New Hampshire (W, 56-14)
- ^at #1/1 James Madison (L, 16-51)

2018 2-3 record

- at #1/1 North Dakota State (L, 17-21)
- at #25 Northern Iowa (L, 9-24)
- at #9/11 Illinois State (W, 38-28)
- ^at #2/2 Kennesaw State (W, 27-17)
- ^at #1/1 North Dakota State (L, 21-44)

2019 2-3 record

- at #17/19 Youngstown State (W, 38-28)
- vs. #1/1 North Dakota State (L, 16-23)
- vs. #11/12 Illinois State (L, 18-27)
- vs. #4/5 Northern Iowa (W, 38-7)
- ^vs. #6/6 Northern Iowa (L, 10-13)

2020-21 5-2 record

- at #3 Northern Iowa (W, 24-20)
- at #14 North Dakota (L, 17-28)
- at #5/5 Southern Illinois (W, 44-3)
- at #2/3 North Dakota State (W, 27-17)
- ^vs. #14/14 Southern Illinois (W, 31-26)
- ^vs. #5/5 Delaware (W, 33-3)
- ^vs. #4/4 Sam Houston (L, 21-23)

2021 4-4 record

- vs. #7/8 Southern Illinois (L, 41-42 – OT)
- vs. #20/24 Northern Iowa (L, 17-26)
- vs. #2/2 North Dakota State (W, 27-19)
- at #17/19 South Dakota (L, 20-23)
- ^vs. #14/16 UC Davis (W, 56-24)
- ^at #8/12 Sacramento State (W, 24-19)
- ^vs. #6/7 Villanova (W, 35-21)
- ^at #7/9 Montana State (L, 17-31)

2022 8-0 record

- vs. #25 UC Davis (W, 24-22)
- at #4/6 Missouri State (W, 28-14)
- at #1/1 North Dakota State (W, 23-21)
- at #20 North Dakota (W, 49-35)
- ^vs. #23 Delaware (W, 42-6)
- ^vs. #6/7 Holy Cross (W, 42-21)
- ^vs. #3/3 Montana State (W, 39-18)
- ^vs. #4/4 North Dakota State (W, 45-24)

2023 11-0 record

- vs. #3/3 Montana State (W, 20-16)
- vs. #11/12 North Dakota (W, 42-21)
- at #22 Illinois State (W, 40-21)
- at #12/12 Southern Illinois (W, 17-10)
- at #4/9 South Dakota (W, 37-3)
- vs. #10/11 North Dakota St. (W, 33-16)
- at #22 Youngstown State (W, 34-0)
- ^vs. #17/20 Mercer (W, 41-0)
- ^vs. #6/9 Villanova (W, 23-12)
- ^vs. #9/15 UAlbany (W, 59-0)
- ^vs. #2/2 Montana (W, 23-3)

2024 7-2 record

- vs. #11/12 Incarnate Word (W, 45-24)
 - at #18 Northern Iowa (W, 41-3)
 - at #2/2 North Dakota State (L, 9-13)
 - vs. #4/4 South Dakota (W, 20-17 – OT)
 - at #21/23 North Dakota, (W, 38-7)
 - at #18 Missouri State (W, 45-9)
 - ^vs. #13/13 Montana (W, 35-18)
 - ^vs. #6/6 Incarnate Word (W, 55-14)
 - ^at #3/4 North Dakota State (L, 21-28)
- ^denotes FCS playoff game

2025 2-0 record

- vs. #14/15 Sacramento State (W, 20-3)
- at #3/3 Montana State (W, 30-24 – 2 OT)

#3/3 SDSU 20, #14/15 SACRAMENTO STATE 3

Aug. 30, 2025 • Dana J. Dykhouse Stadium (Att.: 19,163)

The South Dakota State defense was dominant from start to finish and the Jackrabbit offense scored a pair of touchdowns in the second quarter to open the Dan Jackson era with a 20-3 victory over 14th-ranked Sacramento State Saturday night at Dana J. Dykhouse Stadium.

With the victory, the third-ranked Jackrabbits ran their home winning streak to 30 games dating back to the 2021 season.

SDSU moved the ball almost at will in the first half, but some stumbles in the red zone prevented the Jackrabbits from building a bigger advantage early in the game. After losing a fumble inside the 5-yard line on the opening drive of the game, SDSU had to settle for a 22-yard field goal by newcomer Eli Stader after being set up first and goal from the Sac State 3 after a 44-yard pass play from Chase Mason to Lofton O'Groske on the first play of the ensuing possession.

Another Jackrabbit miscue later in the first quarter, this time on a muffed punt that was recovered by Sac State at the SDSU 23, resulted in what would be the visitors' lone points of the night. The SDSU defense rose to the occasion on a short field, holding the Hornets to a game-tying 36-yard field goal by Grant Meadors.

The Jackrabbits took the lead for good with a methodical 15-play, 75-drive that chewed up more than seven and a half minutes between the end of the first quarter and start of the second period. Twice SDSU converted on fourth-and-short to keep the drive alive before Mason found fullback/tight end Andrew Gustad open in the right front corner of the end zone for a 4-yard touchdown.

After turning over the Hornets on downs, running back Julius Loughridge gained 58 yards on four carries to kick-start the next SDSU drive and O'Groske finished the eight-play, 69-yard march by taking a handoff from Mason around right end for a 3-yard touchdown run.

Meanwhile, a Jackrabbit defense that returned only one starter from last year's squad, limited Sac State to only three first downs in the first half. The Hornets did not complete a pass in the opening quarter and managed only 24 net yards rushing on 24 attempts for the entire game. Sac State's longest run of the night was 5 yards.

The two squads combined for five punts in the third quarter before the Jackrabbits tallied the lone points of the second half by way of a 28-yard field goal by Stader late in the final stanza.

SDSU finished the night with a 430-131 advantage in total offensive yards and a 28-7 disparity in first downs. The Jackrabbits held the ball for more than 41 minutes and limited their opponents to 2-of-13 on third-down attempts and 0-for-4 on fourth-down conversions.

A transfer from Fordham, Loughridge paced the Jackrabbit offense with 159 yards on 22 carries while Mason ended his first career start by completing 17-of-23 passes for 190 yards. Alex Bullock was the top pass catcher with six receptions for 49 yards, with O'Groske adding five catches for 76 yards and rushing three times for another 31 yards.

Cullen McShane registered a career-best seven tackles to lead the Jackrabbits and fellow linebacker Chase Van Tol was credited for four stops.

Sac State quarterback Jaden Rashada was limited to 11-of-27 passing for 107 yards and was picked off by Jayden Oliver late in the first half. Jordan Anderson was the top receiving target for four catches for 49 yards.

Derek Houston recorded a game-high 14 tackles and notched one of the Hornets' seven sacks on the night.



Reis Kirschenman celebrates recovering a fumble in action during the second quarter of the Aug. 30 season opener against Sacramento State.

SCORE BY QUARTERS	1	2	3	4	FINAL
Sacramento State (0-1)	3	0	0	0	3
South Dakota State (1-0)	3	14	0	3	20

SCORING SUMMARY

1st	8:11	SDSU	— Eli Stader 22 yd field goal
1st	5:18	SAC	— Grant Meadors 36 yd field goal
2nd	12:38	SDSU	— Andrew Gustad 4 yd pass from Chase Mason (Stader kick)
2nd	3:51	SDSU	— Lofton O'Groske 3 yd rush (Stader kick)
4th	2:27	SDSU	— Stader 28 yd field goal

TEAM STATISTICS	SAC	SDSU
FIRST DOWNS	7	28
RUSHES-YARDS (NET)	24-24	56-240
PASSING YDS (NET)	107	190
Passes Att-Comp-Int	27-11-1	23-17-0
TOTAL OFFENSE PLAYS-YARDS	51-131	79-430
Punt Returns-Yards	0-0	2-(-5)
Kickoff Returns-Yards	2-46	2-46
Interception Returns-Yards	0-0	1-0
Punts (Number-Avg)	5-46.2	2-41.5
Fumbles-Lost	3-1	2-2
Penalties-Yards	9-66	5-50
Possession Time	18:54	41:06
Third-Down Conversions	2 of 13	5 of 15
Fourth-Down Conversions	0 of 4	2 of 3
Red-Zone Scores-Chances	1-1	4-6
Sacks By: Number-Yards	7-39	2-16

RUSHING LEADERS: SAC - Rodney Hammond Jr. 6-12; Jamar Curtis 5-11; Savion Red 3-7; Damian Henderson II 2-6. SDSU - Julius Loughridge 22-159; Lofton O'Groske 3-31; Chase Mason 18-30; James Basinger 5-21; Isaiah Garcia-Castaneda 1-8; Brenden Begeman 5-3; Andrew Gustad 1-3. **PASSING LEADERS:** SAC - Jaden Rashada 11-27-1 112. SDSU - Chase Mason 17-23-0 190. **RECEIVING LEADERS:** SAC - Jordan Anderson 4-49; Jamar Curtis 2-17; Tim Conerly 2-12; Damian Henderson II 1-14; Jordan Williams 1-14. SDSU - Alex Bullock 6-49; Lofton O'Groske 5-76; Greyton Gannon 2-28; Grahm Goering 2-19; Isaiah Garcia-Castaneda 1-14; Andrew Gustad 1-4. **INTERCEPTIONS:** SAC - none. SDSU - Jayden Oliver 1-0. **SACKS:** SAC - Jayland McGlothen 2-0-7; Xavier Williams 1-5-14; Derek Houston 1-0-7; Dylan Hampsten 1-0-5; Jason Oliver 0-5-4; DeSean Watts 0-5-1; Brodie Tagaloa 0-5-1. SDSU - Chase Van Tol 1-0-9; Kobe Clayborne 1-0-7. **TACKLE LEADERS (UA-A-TOT):** SAC - Derek Houston 11-3-14; Koa Akui 6-3-9; Kaleb Higgins 4-2-6; Warren Smith Jr. 3-2-5; Dylan Hampsten 4-1-5; Jayland McGlothen 4-1-5. SDSU - Cullen McShane 7-0-7; Chase Van Tol 4-0-4; Reis Kirschenman 1-2-3; Joe Ollman 1-2-3; Kobe Clayborne 2-1-3.

#2/2 SDSU 30, #3/3 MONTANA STATE 24 [2 OT]

Sept. 6, 2025 • Bobcat Stadium (Att.: 22,117)

BOZEMAN, Mont. — South Dakota State quarterback Chase Mason threw a pair of touchdowns in overtime, the last a 25-yarder to tight end Brayden Delahoyde on the first play of the second extra session, to lift the second-ranked Jackrabbits to a 30-24 road victory Saturday night at No. 3 Montana State.

The Jackrabbits improved to 2-0 on the season, while Montana State dropped to 0-2. The game was played before a Gold Rush crowd of 22,117 at Bobcat Stadium.

Tied at 17 after regulation, Mason hooked up with wide receiver Lofton O'Groske for a one-handed catch and a 2-yard touchdown for the first score in overtime. It was the second touchdown of the game for the sophomore wide receiver and his 12th and final catch of a career night.

The Bobcats quickly answered with a six-play drive that ended with a 2-yard touchdown run by Adam Jones.

On what would be the only SDSU offensive play of the second overtime, Mason found Delahoyde, a redshirt freshman from Spearfish, open down the left hash for a 25-yard score. The two-point attempt was no good.

Montana State picked up a first down early in the ensuing possession and, after a Jackrabbit penalty for offsides on fourth-and-6 from the 10, needed only a yard to extend the drive. However, SDSU linebacker Kytan Fyfe stopped Bobcat running back Julius Davis inches shy of the line to gain on a play up the middle to end the contest.

The Jackrabbits scored on the opening drive of the game, marching deep into MSU territory before culminating the 11-play, 68-yard drive with a 25-yard field goal by Eli Stader.

Montana State took its lone lead of the night on a 7-yard touchdown run by quarterback Justin Lamson early in the second quarter, finishing off a nine-play, 88-yard drive that began with a 34-yard pass from Lamson to Dane Steel.

A big play by the Jackrabbits' special teams set up the first Jackrabbit touchdown of the night in the closing minutes of the first half. True freshman Casey Larson broke through the line and blocked the MSU punt attempt, setting SDSU up at the Bobcat 21. The Jacks needed only two plays to find paydirt, with Mason scoring around right end from 8 yards out after a 13-yard run by Julius Loughridge.

The Bobcats tied the game at 10-all on a 33-yard field goal by Myles Sansted at the first-half horn, and the game remained knotted heading into the final quarter.

After SDSU missed a field goal attempt in the third quarter, O'Groske put the Jackrabbits back out front with an 8-yard touchdown reception with 9:08 remaining.

However, Montana State returned the favor with a momentum-changing play of its own on special teams. SDSU punter Max Pelham initially evaded a heavy rush near his own end zone, but his botched punt attempt after moving to the right rolled into the hands of Seth Brock, who returned the miscue 10 yards for the game-tying touchdown with 6:37 to play in regulation.

Mason, who completed his first seven pass attempts of the night, ended the game 17-of-25 for 174 yards and a career-high three touchdowns. O'Groske totaled 125 receiving yards on his dozen catches.

Loughridge recorded a team-high 99 rushing yards on 23 carries.

Montana State finished with a 349-297 advantage in total offense. Lamson was the Bobcats' leading rusher with 96 yards on 20 carries and



Lofton O'Groske scored two touchdowns and also set career highs for receptions (12) and receiving yards (125) in a double-overtime victory at third-ranked Montana State.

completed 18-of-28 passes for 123 yards. Julius Davis added 76 rushing yards on 12 carries.

Cullen McShane led the Jackrabbit defense with 12 tackles, followed by fellow linebacker Joe Ollman with eight stops. Ollman and Noah St-Juste each forced fumbles, with Logan Green adding a sack and a half.

Cole Taylor registered a game-high 13 tackles and forced a fumble for Montana State.

SCORE BY QUARTERS	1	2	3	4	OT	FINAL
South Dakota State (2-0)	3	7	0	7	13	30
Montana State (0-2)	0	10	0	7	7	24

SCORING SUMMARY

1st	9:02	SDSU	—	Eli Stader 25 yd field goal
2nd	10:47	MSU	—	Justin Lamson 7 yd run (Myles Sansted kick)
2nd	1:06	SDSU	—	Chase Mason 8 yd run (Stader kick)
2nd	00:00	MSU	—	Sansted 33 yd field goal
4th	9:08	SDSU	—	Lofton O'Groske 8 yd pass from Mason (Stader kick)
4th	6:37	MSU	—	Seth Brock 10 yd fumble return (Sansted kick)
OT-1	00:00	MSU	—	Adam Jones 2 yd run (Sansted kick)
OT-1	00:00	SDSU	—	O'Groske 2 yd pass from Mason (Stader kick)
OT-2	00:00	SDSU	—	Brayden Delahoyde 25 yd pass from Mason (pass failed)

TEAM STATISTICS

	SDSU	MSU
FIRST DOWNS	16	17
RUSHES-YARDS (NET)	40-123	42-210
PASSING YDS (NET)	174	139
Passes Att-Comp-Int	25-17-0	29-19-0
TOTAL OFFENSE PLAYS-YARDS	65-297	71-349
Punt Returns-Yards	3-(-1)	3-9
Kickoff Returns-Yards	2-45	2-51
Interception Returns-Yards	0-0	1-0
Punts (Number-Avg)	7-48.0	7-37.4
Fumbles-Lost	3-2	2-2
Penalties-Yards	5-45	4-28
Possession Time	33:05	26:55
Third-Down Conversions	1 of 13	5 of 15
Fourth-Down Conversions	1 of 2	0 of 1
Red-Zone Scores-Chances	4-5	3-4
Sacks By: Number-Yards	3-22	4-18

RUSHING LEADERS: SDSU - Julius Loughridge 23-99; Chase Mason 14-34; James Basinger 2-1. MSU - Justin Lamson 20-96; Julius Davis 12-76; Adam Jones 9-30. **PASSING LEADERS:** SDSU - Chase Mason 17-25-0 174. MSU - Justin Lamson 18-28-0 123; Adam Jones 1-1-0 16. **RECEIVING LEADERS:** SDSU - Lofton O'Groske 12-125; Alex Bullock 2-12; Brayden Delahoyde 1-25; Greyton Gannon 1-7; Grahm Goering 1-5. MSU - Adam Jones 6-41; Taco Dowler 4-18; Dane Steel 3-49; Hunter Providence 2-21; Rylan Schlepp 2-1. **INTERCEPTIONS:** SDSU - none. MSU - none. **SACKS:** SDSU - Logan Green 1.5-13; Matt Goehring 1.0-6; Dawson Ripperda 0.5-3. MSU - Hunter Parsons 1.0-8; Alec Eckert 1.0-5; Bryce Grebe 1.0-1; Zac Crews 0.5-2; Kenneth Eiden IV 0.5-2. **TACKLE LEADERS (JA-A-TOT):** SDSU - Cullen McShane 10-2-12; Joe Ollman 7-1-8; Jalen Lee 5-0-5. MSU - Cole Taylor 7-6-13; Kenneth Eiden IV 5-4-9; Caden Dowler 3-4-7.

QUARTERBACKS



5-JON BELL

6-3, 205, Sr.

Naperville, Illinois • Naperville North H.S.

SINGLE-GAME CAREER HIGHS

Completions: 2, vs. Southern Illinois, 11-16-2024, and at Missouri State, 11-23-2204

Passing Attempts: 4, vs. Western Oregon, 8-31-2023, and vs. Southern Illinois, 11-16-2024

Passing Yards: 30, vs. Southern Illinois, 11-16-2024


Long Pass: 29 yards, to Kentrell Prejean, vs. Incarnate Word, 12-14-2024

Touchdown Passes: 1, vs. Youngstown State, 10-12-2024

Rushing Attempts: 2, vs. Western Oregon, 8-31-2023

Rushing Yards: 13, vs. Western Oregon, 8-31-2023

Long Rush: 11 yards, vs. Western Oregon, 8-31-2023



15-JULIUS LOUGHRIDGE

6-0, 215, Grad.

Houston, Texas • Mayde Creek H.S./Fordham

SINGLE-GAME CAREER HIGHS

Rushing Attempts: 22, vs. Sacramento State, 8-30-2025

Rushing Yards: 159, vs. Sacramento State, 8-30-2025

Long Rush: 37 yards, vs. Sacramento State, 8-30-2025



35-QUINTON RENFRO

5-11, 205, R-Fr.

Joplin, Missouri • Joplin H.S.

SINGLE-GAME CAREER HIGHS

Rushing Attempts: 2, vs. Southern Illinois, 11-16-2024

Rushing Yards: 6, vs. Southern Illinois, 11-16-2024

Long Rush: 4 yards, vs. Southern Illinois, 11-16-2024

Rushing Touchdowns: N/A



7-CHASE MASON

6-4, 240, Sr.

Hurley, South Dakota • Viborg-Hurley H.S./Nebraska

SINGLE-GAME CAREER HIGHS

Completions: 17, vs. Sacramento State, 8-30-2025, and at Montana State, 9-6-2025

Passing Attempts: 25, at Montana State, 9-6-2025

Passing Yards: 190, vs. Sacramento State, 8-30-2025

Long Pass: 71 yards (for TD), to Griffin Wilde, vs. UAibany, 12-15-2023

Touchdown Passes: 3, at Montana State, 9-6-2025

Rushing Attempts: 18, vs. Sacramento State, 8-30-2025

Rushing Yards: 161, vs. Youngstown State, 10-12-2024

Long Rush: 69 yards (for TD), vs. Drake, 9-16-2023, and vs. Youngstown State, 10-12-2024

Rushing Touchdowns: 2, vs. Youngstown State, 10-12-24



WIDE RECEIVERS

84-ALEX BULLOCK

6-2, 205, Grad.

Omaha, Nebraska • Creighton Prep/Nebraska

SINGLE-GAME CAREER HIGHS

Receptions: 6, vs. Sacramento State, 8-30-2025

Receiving Yards: 49, vs. Sacramento State, 8-30-2025

Long Reception: 19, vs. Sacramento State, 8-30-2025



6-ELIJAH ERVIN

6-1, 195, Sr.

Phoenix, Arizona • Desert Vista H.S./Snow College


SINGLE-GAME CAREER HIGHS

Receptions: 1, vs. Augustana, 9-14-2024, and vs. Murray State, 11-2-2024

Receiving Yards: 8, vs. Augustana, 9-14-2024

Long Reception: 8 yards, vs. Augustana, 9-14-2024

Receiving Touchdowns: N/A



32-JAMES BASINGER

5-10, 200, Fr.

Littleton, Colorado • Columbine H.S.

SINGLE-GAME CAREER HIGHS

Rushing Attempts: 5, vs. Sacramento State, 8-30-2025

Rushing Yards: 21, vs. Sacramento State, 8-30-2025

Long Rush: 5 yards, vs. Sacramento State, 8-30-2025



2-ISAIAH GARCIA-CASTANEDA

6-1, 200, Grad.

Twentynine Palms, Calif. •

Twentynine Palms H.S./Nebraska

SINGLE-GAME CAREER HIGHS

Receptions: 1, vs. Sacramento State, 8-30-2025

Receiving Yards: 8, vs. Sacramento State, 8-30-2025

Long Reception: 8, vs. Sacramento State, 8-30-2025


Punt Returns: 3, at Montana State, 9-6-2025

Long Punt Return: 8 yards, at Montana State, 9-6-2025

Kickoff Returns: 2, at Montana State, 9-6-2025

Kickoff Return Yards: 45, at Montana State, 9-6-2025

Long Kick Return: 24 yards, at Montana State, 9-6-2025



24-BRENDEN BEGEMAN

6-2, 210, So.

Selby, South Dakota • Selby Area H.S.

SINGLE-GAME CAREER HIGHS

Rushing Attempts: 10, vs. Southern Illinois, 11-16-2024

Rushing Yards: 37, vs. Southern Illinois, 11-16-2024

Long Rush: 13 yards, at North Dakota, 11-9-2024

Rushing Touchdowns: 1, vs. Incarnate Word, 12-14-2024

Kickoff Returns: 1, vs. Sacramento State, 8-30-2025

Kickoff Return Yards: 21, vs. Sacramento State, 8-30-2025

Long Kickoff Return: 21, vs. Sacramento State, 8-30-2025

WIDE RECEIVERS (cont.)



12-GRAHM GOERING


6-2, 210, Sr.

Iowa City, Iowa • Iowa City West H.S.

SINGLE-GAME CAREER HIGHS

Receptions: 6, vs. South Dakota, 10-26-2024
Receiving Yards: 69, at Oklahoma State, 8-31-2024
Long Reception: 45 yards (for TD), vs. Youngstown State, 10-12-2024

Receiving Touchdowns: 1, four times (last: vs. Youngstown State, 10-12-2024)
Kickoff Returns: 1, vs. Western Oregon, 8-31-2023, and vs. Villanova, 12-9-2023
Long Kickoff Return: 30 yards, vs. Western Oregon, 8-31-2023



88-GREYTON GANNON

6-4, 235, Jr.

Eagle, Wisconsin • Mukwonago H.S.

SINGLE-GAME CAREER HIGHS

Receptions: 3, at North Dakota State, 12-21-2024
Receiving Yards: 47, vs. Incarnate Word, 9-7-2024
Long Reception: 41 yards (for TD), vs. Incarnate Word, 9-7-2024

Receiving Touchdowns: 1, vs. Incarnate Word, 9-7-2024



43-ANDREW GUSTAD

6-1, 235, Jr.

Volin, South Dakota • Gayville-Volin H.S.

SINGLE-GAME CAREER HIGHS

Receptions: 1, vs. Sacramento State, 8-30-2025
Receiving Yards: 4, vs. Sacramento State, 8-30-2025
Long Reception: 4 yards, vs. Sacramento State, 8-30-2025
Receiving Touchdowns: 1, vs. Sacramento State, 8-30-2025
Rushing Attempts: 1, vs. Sacramento State, 8-30-2025
Rushing Yards: 3, vs. Sacramento State, 8-30-2025
Long Rush: 3 yards, vs. Sacramento State, 8-30-2025



1-LOFTON O'GROSKE

6-2, 210, So.

Coon Rapids, Minnesota • Coon Rapids H.S.

SINGLE-GAME CAREER HIGHS

Receptions: 12, at Montana State, 9-6-2025
Receiving Yards: 125, at Montana State, 9-6-2025
Long Reception: 44 yards, vs. Sacramento State, 8-30-2025
Receiving Touchdowns: 2, at Montana State, 9-6-2025
Rushing Attempts: 3, vs. Sacramento State, 8-30-2025
Rushing Yards: 31, vs. Sacramento State, 8-30-2025
Long Rush: 24 yards, vs. Sacramento State, 8-30-2025
All-Purpose Yards: 107, vs. Sacramento State, 8-30-2025

SPECIALISTS



26-ELI STADER

6-0, 225, Sr.

Cedar Grove, Wisconsin • Oostburg H.S./Northwestern (Iowa)

SINGLE-GAME CAREER HIGHS

Field Goals Made: 2, vs. Sacramento State, 8-30-2025
Field Goal Attempts: 4, vs. Sacramento State, 8-30-2025
Long Field Goal: 28 yards, vs. Sacramento State, 8-30-2025
Extra Points Made: 3, at Montana State, 9-6-2025
Extra Points Attempted: 3, at Montana State, 9-6-2025
Total Points: 8, vs. Sacramento State, 8-30-2025



41-MAX PELHAM

6-1, 195, Sr.

Ankeny, Iowa • Ankeny H.S./MSU, Mankato

SINGLE-GAME CAREER HIGHS

Punts: 7, at Montana State, 9-6-2025
Punt Average (Min. 3 Punts): 48.0 yards, at Montana State, 9-6-2025
Punts Inside 20: 2, at Montana State, 9-6-2025
Long Punt: 57 yards, at Montana State, 9-6-2025



4-DAVID ALPERS

6-6, 255, Jr.

Sioux Falls, South Dakota • O'Gorman H.S.

SINGLE-GAME CAREER HIGHS

Receptions: 2, vs. Southern Illinois, 11-16-2024
Receiving Yards: 59, vs. Incarnate Word, 12-14-2024
Long Reception: 59 yards (for TD), vs. Incarnate Word, 12-14-2024
Receiving Touchdowns: 1, vs. Incarnate Word, 12-14-2024



10-BRAYDEN DELAHOYDE

6-5, 245, R-Fr.

Spearfish, South Dakota • Spearfish H.S.

SINGLE-GAME CAREER HIGHS

Receptions: 1, at Montana State, 9-6-2025
Receiving Yards: 25, at Montana State, 9-6-2025
Long Reception: 25 yards (for TD), at Montana State, 9-6-2025
Receiving Touchdowns: 1, at Montana State, 9-6-2025

DEFENSIVE ENDS



8-REIS KIRSCHENMAN

6-4, 265, So.

Tea, South Dakota • Tea Area H.S.

SINGLE-GAME CAREER HIGHS

Solo Tackles: 2, at North Dakota, 11-9-2024

Assisted Tackles: 2, vs. Sacramento State, 8-30-2025

Total Tackles: 3, vs. Sacramento State, 8-30-2025

Tackles for Loss: 1.0, five times (last: at North Dakota State, 12-21-2024)

Sacks: 1.0, at North Dakota, 11-9-2024, and vs. Montana, 12-7-2024

Fumble Recoveries: 1, vs. Sacramento State, 8-30-2025



99-DAWSON RIPPERDA

6-4, 255, Jr.

Larchwood, Iowa • West Lyon H.S./

Northern Illinois

SINGLE-GAME CAREER HIGHS

Solo Tackles: 3, vs. Murray State, 11-2-2024, and at Montana State, 9-6-2025


Assisted Tackles: 2, three times (last: vs. Youngstown State, 10-12-2024)

Total Tackles: 4, three times (last: at Montana State, 9-6-2025)

Tackles for Loss: 1.5, vs. Augustana, 9-14-2024

Sacks: 1.5, vs. Augustana, 9-14-2024

Fumble Recoveries: 1, at North Dakota, 11-9-2024, and at Montana State, 9-6-2025



50-NICK WELLS

6-4, 260, R-Fr.

Sioux City, Iowa • East H.S.

SINGLE-GAME CAREER HIGHS


Solo Tackles: 2, at Montana State, 9-6-2025

Assisted Tackles: 3, at Northern Iowa, 10-5-2024

Total Tackles: 3, three times (last: at Montana State, 9-6-2025)

Tackles for Loss: 2.0, at Southeastern Louisiana, 9-21-2024

DEFENSIVE TACKLES



94-KOBE CLAYBORNE

6-0, 280, Sr.

Sioux City, Iowa • Bishop Heelan H.S./

Northwest Missouri State

SINGLE-GAME CAREER HIGHS

Solo Tackles: 4, vs. Augustana, 9-14-2024

Assisted Tackles: 4, at North Dakota State, 10-19-2024

Total Tackles: 5, vs. Augustana, 9-14-2024, and vs. Incarnate Word, 12-14-2024

Tackles for Loss: 1.5, at Southeastern Louisiana, 9-21-2024

Sacks: 1.5, at Southeastern Louisiana, 9-21-2024

Fumble Recoveries: 1, at Northern Iowa, 10-5-2024



51-LOGAN GREEN

6-4, 290, Jr.

Northboro, Iowa • Clarinda H.S.

SINGLE-GAME CAREER HIGHS

Solo Tackles: 2, at Missouri State, 11-23-2024, and at Montana State, 9-6-2025

Assisted Tackles: 2, vs. Incarnate Word, 9-7-2024

Total Tackles: 3, vs. Incarnate Word, 9-7-2024, and at Montana State, 9-6-2025

Tackles for Loss: 2.0, at Missouri State, 11-23-2024

Sacks: 1.5, at Montana State, 9-6-2025

Forced Fumbles: 1, vs. Northern Iowa, 10-14-2023



98-MAC MULLER

6-1, 270, R-Fr.

Osage, Iowa • Osage H.S.

SINGLE-GAME CAREER HIGHS

Solo Tackles: 1, vs. Sacramento State, 8-30-2025

Assisted Tackles: 1, vs. Youngstown State, 10-12-2024

Total Tackles: 1, vs. Youngstown State, 10-12-2024, and vs. Sacramento State, 8-30-2025

Tackles for Loss: N/A



55-AARON WOLCALE-HOLSTEN

6-2, 285, Sr.

Gilbert, Arizona • Williams Field H.S.

SINGLE-GAME CAREER HIGHS

Solo Tackles: 2, vs. Butler, 9-17-2022

Assisted Tackles: 2, vs. Indiana State, 10-29-2022

Total Tackles: 2, seven times (last: at Missouri State, 11-23-2024)

Tackles for Loss: 1.5, at Missouri State, 11-23-2024

Sacks: 1.5, at Missouri State, 11-23-2024

Fumble Recoveries: 1, vs. Butler, 9-17-2022

LINEBACKERS



47-KYTAN FYFE

6-2, 210, Jr.

Grand Island, Nebraska • Grand Island H.S.

SINGLE-GAME CAREER HIGHS

Solo Tackles: 2, at Montana State, 9-6-2025


Assisted Tackles: 1, vs. Sacramento State, 8-30-2025

Total Tackles: 2, vs. Sacramento State, 8-30-2025, and at Montana State, 9-6-2025

Tackles for Loss: 0.5, vs. Sacramento State, 8-30-2025

Forced Fumbles: 1, vs. Youngstown State, 10-12-2024

Pass Breakups: 1, vs. Sacramento State, 8-30-2025



9-MATT GOEHRING

6-1, 220, Jr.

Sioux Falls, South Dakota • Roosevelt H.S./

Univ. of Sioux Falls

SINGLE-GAME CAREER HIGHS


Solo Tackles: 2, at Montana State, 9-6-2025

Assisted Tackles: N/A

Total Tackles: 2, at Montana State, 9-6-2025

Tackles for Loss/Sacks: 1.0, at Montana State, 9-6-2025

LINEBACKERS (cont.)



33-BRYCE JOHNSON

6-3, 220, Jr.

Parker, Colorado • Lutheran H.S.

SINGLE-GAME CAREER HIGHS

Solo Tackles: 2, vs. Murray State, 11-2-2024

Assisted Tackles: 1, three times (last: vs. Southern Illinois, 11-16-2024)

Total Tackles: 2, vs. Youngstown State, 10-12-2024, and vs. Murray State, 11-2-2024

Pass Breakups: 1, vs. Murray State, 11-2-2024

Kickoff Returns: 2, at Missouri State, 11-23-2024

Kickoff Return Yards: 16, at Missouri State, 11-23-2024



28-CHASE VAN TOL

6-1, 200, So.

Tea, South Dakota • Tea Area H.S.

SINGLE-GAME CAREER HIGHS

Solo Tackles: 8, vs. Youngstown State, 10-12-2024

Assisted Tackles: 2, four times (last: vs. Southern Illinois, 11-16-2024)

Total Tackles: 9, vs. Youngstown State, 10-12-2024

Tackles for Loss: 2.0, vs. Youngstown State, 10-12-2024

Sacks: 1.0, vs. Sacramento State, 8-30-2025

Forced Fumbles: 1, at North Dakota, 11-9-2024

Fumble Recoveries: 1, at Montana State, 9-6-2025



44-CASEY LARSON

6-2, 205, Fr.

Woodinville, Washington • Woodinville H.S.

SINGLE-GAME CAREER HIGHS

Blocked Kicks: 1, at Montana State, 9-6-2025



30-CODY COTTON

6-0, 185, Jr.

Pleasant Prairie, Wisconsin • Union Grove H.S./Upper Iowa

SINGLE-GAME CAREER HIGHS

Solo Tackles: 1, vs. Drake, 9-16-2023, and at Montana State, 9-6-2025

Assisted Tackles: 1, vs. Montana State, 9-9-2023

Total Tackles: 1, three times (last: at Montana State, 9-6-2025)



5-CULLEN McSHANE

6-2, 230, Jr.

Marquette, Iowa • MFL MarMac H.S.

SINGLE-GAME CAREER HIGHS

Solo Tackles: 10, at Montana State, 9-6-2025

Assisted Tackles: 2, five times (last: at Montana State, 9-6-2025)

Total Tackles: 12, at Montana State, 9-6-2025

Tackles for Loss: 1.0, vs. Sacramento State, 8-30-2025, and at Montana State, 9-6-2025

Pass Breakups: 1, three times (last: vs. Sacramento State, 8-30-2025)

Forced Fumbles: 1, at Illinois State, 10-7-2023

Blocked Kicks: 1, at Northern Iowa, 10-5-2024



13-AYDAN DAUTERMANN

6-2, 195, Sr.

Hartford, Wisconsin • Slinger H.S.

SINGLE-GAME CAREER HIGHS

Solo Tackles: 2, three times (last: vs. Incarnate Word, 12-14-2024)

Assisted Tackles: 1, eight times (last: vs. Incarnate Word, 12-14-2024)

Total Tackles: 3, vs. Butler, 9-17-2022, and vs. Incarnate Word, 12-14-2024

Tackles for Loss: 0.5, at Oklahoma State, 8-31-2024

Interceptions: 1, vs. Mercer, 12-2-2023

Pass Breakups: 1, six times (last: vs. Montana, 12-7-2024)

Fumble Recoveries: 1, vs. Youngstown State, 10-12-2024



11-JOE OLLMAN

6-1, 230, Jr.

Mequon, Wisconsin • Homestead H.S.

SINGLE-GAME CAREER HIGHS

Solo Tackles: 7, at Montana State, 9-6-2025

Assisted Tackles: 3, vs. Southern Illinois, 11-16-2024

Total Tackles: 8, at Montana State, 9-6-2025

Tackles for Loss: 1.0, at Montana State, 9-6-2025

Forced Fumbles: 1, vs. Sacramento State, 8-30-2025, and at Montana State, 9-6-2025



1-JAYDEN OLIVER

6-4, 185, Sr.

Tampa, Florida • East Bay H.S./Buffalo

SINGLE-GAME CAREER HIGHS

Solo Tackles: 1, vs. Sacramento State, 8-30-2025, and at Montana State, 9-6-2025

Assisted Tackles: N/A

Total Tackles: 1, vs. Sacramento State, 8-30-2025, and at Montana State, 9-6-2025

Tackles for Loss: 1.0, vs. Sacramento State, 8-30-2025

Interceptions: 1, vs. Sacramento State, 8-30-2025

CORNERBACKS (cont.)



16-NOAH ST-JUSTE

5-10, 175, So.

Montreal, Quebec • Clearwater Academy International (Fla.)

SINGLE-GAME CAREER HIGHS

Solo Tackles: 2, vs. Sacramento State, 8-30-2025

Assisted Tackles: N/A

Total Tackles: 2, vs. Sacramento State, 8-30-2025

Forced Fumbles: 1, at Montana State, 9-6-2025



3-DONTAY JOHNSON

6-2, 205, Jr.

Fort Collins, Colorado • Colorado Early College

SINGLE-GAME CAREER HIGHS

Solo Tackles: 3, vs. UC Davis, 9-10-2022

Assisted Tackles: 1, six times (last: vs. Incarnate Word, 12-14-2024)

Total Tackles: 3, vs. UC Davis, 9-10-2022

Tackles for Loss: 1.0, vs. UC Davis, 9-10-2022

Pass Breakups: 1, three times (last: vs. Montana, 12-7-2024)



2-MYLES TAYLOR

6-1, 175, Sr.

Gilbert, Arizona • Williams Field H.S.


SINGLE-GAME CAREER HIGHS

Solo Tackles: 2, three times (last: at Montana State, 9-6-2025)

Assisted Tackles: 2, vs. UAlbany, 12-15-2023

Total Tackles: 4, vs. UAlbany, 12-15-2023

Pass Breakups: 1, vs. UAlbany, 12-15-2023



6-JALEN B. LEE

6-0, 200, Jr.

Wentzville, Missouri • Fort Zumwalt H.S.

SINGLE-GAME CAREER HIGHS

Solo Tackles: 5, at Montana State, 9-6-2025

Assisted Tackles: 2, vs. Mercer, 12-2-2023

Total Tackles: 5, at Montana State, 9-6-2025

Pass Breakups: 1, vs. Drake, 9-16-2023

SAFETIES



25-KOBY BRETZ

6-2, 210, Sr.

Omaha, Nebraska • Westside H.S./Nebraska

SINGLE-GAME CAREER HIGHS

Solo Tackles: 3, at Montana State, 9-6-2025

Assisted Tackles: 1, vs. Sacramento State, 8-30-2025, and at Montana State, 9-6-2025

Total Tackles: 4, at Montana State, 9-6-2025

Pass Breakups: 2, vs. Sacramento State, 8-30-2025



27-NOAH THOMPSON

6-0, 185, Jr.

Brandon, South Dakota • Brandon Valley H.S.

SINGLE-GAME CAREER HIGHS

Solo Tackles: 3, vs. Western Oregon, 8-31-2023

Assisted Tackles: 1, four times (last: vs. Incarnate Word, 12-14-2024)

Total Tackles: 3, vs. Western Oregon, 8-31-2023

Pass Breakups: 1, vs. Murray State, 11-2-2024

Note: Returned blocked punt 49 yards for TD at Northern Iowa, 10-5-24

2025 South Dakota State University Football
Overall Statistics (as of Sep 11, 2025)

Team Statistics	SDS	OPP
SCORING	50	27
Points Per Game	25.00	13.50
FIRST DOWNS	44	24
Rushing	25	12
Passing	14	9
Penalty	5	3
RUSHING YARDAGE	363	234
Yards gained	460	281
Yards lost	97	47
Attempts	96	66
Avg Per Attempt	3.8	3.5
Avg Per Game	181.5	117.0
TDs Rushing	2	2
PASSING YARDAGE	364	251
Att-Comp-Int	48-34-0	56-30-1
Avg Per Attempt	7.58	4.48
Avg Per Catch	10.71	8.37
Avg Per Game	182.00	125.50
TDs Passing	4	0
TOTAL OFFENSE	727	485
Total Plays	144	122
Avg Per Play	5.0	4.0
Avg Per Game	363.5	242.5
KICK RETURNS: #-YARDS	4-91	4-97
PUNT RETURNS: #-YARDS	5--6	3-9
INT RETURNS: #-YARDS	1-0	0-0
KICK RETURN AVERAGE	22.75	24.25
PUNT RETURN AVERAGE	-1.20	3.00
INT RETURN AVERAGE	0.00	0.00
FUMBLES-LOST	5-4	5-3
PENALTIES-YARDS	10-95	13-94
Avg Per Game	47.50	47.00
PUNTS-YARDS	9-424	12-493
Avg Per Punt	47.11	41.08
Net Punt Avg	43.89	39.92
KICKOFFS-YARDS	9-533	5-318
Avg Per Kick	59.22	63.60
Net Kick Avg	41.78	41.40
TIME OF POSSESSION	01:14:11	00:45:49
Per Game	37:06	22:54
3RD-DOWN CONVERSIONS	6-28	7-28
3rd-Down Pct	21.43 %	25.00 %
4TH-DOWN CONVERSIONS	3-5	0-5
4th-Down Pct	60.00 %	0.00 %
SACKS BY-YARDS	5-38	11-57
MISC YARDS	0	0
TOUCHDOWNS SCORED	6	3
FIELD GOALS-ATTEMPTS	3-6	2-3
ON-SIDE KICKS	0-0	0-0
RED-ZONE SCORES	8-11	4-5
RED-ZONE TOUCHDOWNS	5-11	2-5
PAT-ATTEMPTS	5-5	3-3
ATTENDANCE	19,163	22,117
Dates-Avg Per Date	1-19,163	1-22,117
Neutral Site #-Avg	-	0-0

Conf	Date	Opponent	WL	Score	Record	Time	Attend
	08/30/2025	SACRAMENTO ST.	W	20-3	1-0 , 0-0	03:10	19,163
	09/06/2025	at Montana St.	W	30-24	2-0 , 0-0	03:34	22,117

* = Conference game

Score by Quarters	1st	2nd	3rd	4th	OT	Total
South Dakota St.	6	21	0	10	13	50
Opponents	3	10	0	7	7	27

2025 South Dakota State University Football Overall Statistics (as of Sep 11, 2025)

#	Rushing	GP	ATT	GAIN	LOSS	NET	AVG	TD	LG	AVG/G
15	Loughridge, Julius	2	45	270	12	258	5.7	0	37	129.00
7	Mason, Chase	2	32	122	58	64	2.0	1	16	32.00
1	O'Groske, Lofton	2	3	31	0	31	10.3	1	24	15.50
32	Basinger, James	2	7	22	0	22	3.1	0	5	11.00
2	Garcia-Castaneda, Isaiah	2	1	8	0	8	8.0	0	8	4.00
24	Begeman, Brenden	2	5	4	1	3	0.6	0	2	1.50
43	Gustad, Andrew	2	1	3	0	3	3.0	0	3	1.50
41	Pelham, Max	2	1	0	11	-11	-11.0	0	0	-5.50
	Team	2	1	0	15	-15	-15.0	0	0	-7.50
	Total	2	96	460	97	363	3.8	2	37	181.50
	Opponents	2	66	281	47	234	3.5	2	33	117.00

#	Passing	GP	Rating	COMP-ATT-INT	PCT	YDS	TD	LG	AVG/G
7	Mason, Chase	2	162.03	34-48-0	70.83 %	364	4	44	182.00
	Total	2	162.03	34-48-0	70.83 %	364	4	44	182.00
	Opponents	2	87.65	30-56-1	53.57 %	251	0	34	125.50

#	Receiving	GP	NO	YDS	AVG	TD	LG	AVG/G
1	O'Groske, Lofton	2	17	201	11.82	2	44	100.50
84	Bullock, Alex	2	8	61	7.63	0	19	30.50
88	Gannon, Greyton	2	3	35	11.67	0	19	17.50
10	Delahoyde, Brayden	2	1	25	25.00	1	25	12.50
12	Goering, Graham	2	3	24	8.00	0	17	12.00
2	Garcia-Castaneda, Isaiah	2	1	14	14.00	0	14	7.00
43	Gustad, Andrew	2	1	4	4.00	1	4	2.00
1	Oliver, Jayden	2	0	0	NaN	0	0	0.00
	Total	2	34	364	10.71	4	44	182.00
	Opponents	2	30	251	8.37	0	34	125.50

#	Punt Returns	NO	YRDS	AVG	TD	LG
2	Garcia-Castaneda, Isaiah	5	-6	-1.20	0	8
	Total	5	-6	-1.20	0	8
	Opponents	3	9	3.00	0	6

#	Interceptions	NO	YRDS	AVG	TD	LG
1	Oliver, Jayden	1	0	0.00	0	0
	Total	1	0	0.00	0	0
	Opponents	0	0	0.0	0	0

#	Kick Returns	NO	YRDS	AVG	TD	LG
2	Garcia-Castaneda, Isaiah	3	70	23.33	0	25
24	Begeman, Brenden	1	21	21.00	0	21
	Total	4	91	22.75	0	25
	Opponents	4	97	24.25	0	36

#	Fumble Returns	NO	YRDS	AVG	TD	LG
No data to report.						

2025 South Dakota State University Football
Overall Statistics (as of Sep 11, 2025)

#	Scoring	TD	FG	KICK	RUSH	PAT			SAF	PTS
1	O'Groske, Lofton	3	—	—	—	—	—	—	—	18
26	Stader, Eli	—	3	5-5	—	—	—	—	—	14
10	Delahoyde, Brayden	1	—	—	—	—	—	—	—	6
43	Gustad, Andrew	1	—	—	—	—	—	—	—	6
7	Mason, Chase	1	—	—	—	—	0-1	—	—	6
Total		6	3	5-5	—	—	0-1	—	—	50
Opponents		3	2	3-3	—	—	—	—	—	27

#	Field Goals	FGM-FGA	PCT	I20	20-29	30-39	40-49	50+	LG	BLK
26	Stader, Eli	3-6	50.00 %	0-0	3-3	0-2	0-1	0-0	28	0
Total		3-6	50.00 %	0-0	3-3	0-2	0-1	0-0	28	0
Opponents		2-3	66.67 %	0-0	0-0	2-3	0-0	0-0	36	0

FG Sequence	South Dakota St.	Opponents
Sacramento St.	(22),37,48,(28)	(36)
Montana St.	(25),36	45,(33)

Numbers in (parentheses) indicate field goal was made.

#	Total Offense	G	Plays	Rush	Pass	Total	AVG/G
7	Mason, Chase	2	80	64	364	428	214.00
15	Loughridge, Julius	2	45	258	0	258	129.00
1	O'Groske, Lofton	2	3	31	0	31	15.50
32	Basinger, James	2	7	22	0	22	11.00
2	Garcia-Castaneda, Isaiah	2	1	8	0	8	4.00
24	Begeman, Brenden	2	5	3	0	3	1.50
43	Gustad, Andrew	2	1	3	0	3	1.50
41	Pelham, Max	2	1	-11	0	-11	-5.50
Team		2	1	-15	0	-15	-7.50
Total		2	144	363	364	727	363.50
Opponents		2	122	234	251	485	242.50

#	Punting	NO	YDS	AVG	LG	TB	FC	I20	50+	BLK
41	Pelham, Max	9	424	47.11	57	1	4	3	3	0
Total		9	424	47.11	57	1	4	3	3	0
Opponents		12	493	41.08	54	1	3	3	1	0

#	Kickoffs	NO	YDS	AVG	TB	OB
81	Harrington, Ryan	9	533	59.2	3	0
Total		9	533	59.2	3	0
Opponents		5	318	63.6	1	0

2025 South Dakota State University Football
Overall Statistics (as of Sep 11, 2025)

#	All Purpose	G	RUSH	RCV	PR	KR	IR	Total	AVG/G
15	Loughridge, Julius	2	258	0	0	0	0	258	129.00
1	O'Groske, Lofton	2	31	201	0	0	0	232	116.00
2	Garcia-Castaneda, Isaiah	2	8	14	-6	70	0	86	43.00
7	Mason, Chase	2	64	0	0	0	0	64	32.00
84	Bullock, Alex	2	0	61	0	0	0	61	30.50
88	Gannon, Greyton	2	0	35	0	0	0	35	17.50
10	Delahoyde, Brayden	2	0	25	0	0	0	25	12.50
24	Begeman, Brenden	2	3	0	0	21	0	24	12.00
12	Goering, Graham	2	0	24	0	0	0	24	12.00
32	Basinger, James	2	22	0	0	0	0	22	11.00
43	Gustad, Andrew	2	3	4	0	0	0	7	3.50
41	Pelham, Max	2	-11	0	0	0	0	-11	-5.50
	Team	2	-15	0	0	0	0	-15	-7.50
	Total	2	363	364	-6	91	0	812	406.00
	Opponents	2	234	251	9	97	0	591	295.50

2025 South Dakota State University Football
Overall Statistics (as of Sep 11, 2025)

#	Defensive Leaders	GP	Tackles				Sacks NO-YDS	Pass Defense			Fumbles		Blocked	
			Solo	ASST	TOT	TFL-YDS		INT-YDS	BU	QBH	RCV-YDS	FF	KICK	SAF
5	McShane, Cullen	2	17	2	19.0	2.0-3	—	—	1	1	—	—	—	—
11	Ollman, Joe	2	8	3	11.0	1.0-1	—	—	—	1	—	2	—	—
28	Van Tol, Chase	2	8	—	8.0	1.0-9	1.0-9	—	—	—	1-0	—	—	—
6	Lee, Jalen B.	2	7	—	7.0	—	—	—	—	—	—	—	—	—
25	Bretz, Koby	2	4	2	6.0	—	—	—	2	—	—	—	—	—
94	Clayborne, Kobe	2	5	1	6.0	1.0-7	1.0-7	—	—	—	—	—	—	—
99	Ripperda, Dawson	2	5	1	6.0	0.5-3	0.5-3	—	—	—	1-0	—	—	—
8	Kirschenman, Reis	2	2	3	5.0	0.5-2	—	—	—	—	1-0	—	—	—
47	Fyfe, Kytan	2	3	1	4.0	0.5-1	—	—	1	—	—	—	—	—
9	Goehring, Matt	2	3	—	3.0	1.0-6	1.0-6	—	—	—	—	—	—	—
51	Green, Logan	2	2	1	3.0	1.5-13	1.5-13	—	—	—	—	—	—	—
16	St-Juste, Noah	2	3	—	3.0	—	—	—	—	—	—	1	—	—
50	Wells, Nick	2	2	1	3.0	1.0-2	—	—	—	—	—	—	—	—
3	Johnson, Dontay	2	2	—	2.0	—	—	—	—	—	—	—	—	—
19	Smith, Jack	2	2	—	2.0	—	—	—	—	—	—	—	—	—
2	Taylor, Myles	2	2	—	2.0	—	—	—	—	—	—	—	—	—
27	Thompson, Noah	2	2	—	2.0	—	—	—	—	—	—	—	—	—
55	Wolfcale-Holsten, Aaron	2	1	1	2.0	—	—	—	—	—	—	—	—	—
30	Cotton, Cody	2	1	—	1.0	—	—	—	—	—	—	—	—	—
13	Dautermann, Aydan	2	1	—	1.0	—	—	—	—	—	—	—	—	—
81	Harrington, Ryan	2	1	—	1.0	—	—	—	—	—	—	—	—	—
44	Larson, Casey	2	1	—	1.0	—	—	—	—	—	—	—	—	—
98	Muller, Mac	1	1	—	1.0	—	—	—	—	—	—	—	—	—
1	O'Groske, Lofton	2	1	—	1.0	—	—	—	—	—	—	—	—	—
1	Oliver, Jayden	2	1	—	1.0	—	—	1-0	—	—	—	—	—	—
26	Stader, Eli	2	1	—	1.0	—	—	—	—	—	—	—	—	—
10	Delahoyde, Brayden	2	—	—	—	—	—	—	—	—	—	—	—	—
2	Garcia-Castaneda, Isaiah	2	—	—	—	—	—	—	—	—	—	—	—	—
43	Gustad, Andrew	2	—	—	—	—	—	—	—	—	—	—	—	—
15	Loughridge, Julius	2	—	—	—	—	—	—	—	—	—	—	—	—
7	Mason, Chase	2	—	—	—	—	—	—	—	—	—	—	—	—
41	Pelham, Max	2	—	—	—	—	—	—	—	—	—	—	—	—
Total		2	86	16	102.0	10.0-47	5.0-38	1-0	4	2	3-0	3	—	—
Opponents		2	90	76	166.0	19.0-80	11.0-57	—	4	1	4-2	2	—	—