



**HISTORY**

# YEAR-BY-YEAR RECORDS

THE LAST TIME ...		ALL GAMES		POINTS		CONFERENCE ONLY		POINTS		FINISH	COACH
		W-L-T	Pct	PF	PA	W-L-T	Pct	PF	PA		
SDSU SHUT OUT AN OPPONENT	1889	0-0-1	.500	6	6	No Conference Play					Unavailable
	1897	0-1-0	.000	0	22	No Conference Play					Unavailable
	1898	1-1-1	.500	68	11	No Conference Play					Unavailable
	1899	3-1-0	.750	90	62	No Conference Play					Unavailable
	1900	4-1-0	.800	128	23	No Conference Play					Unavailable
HOME: 12-15-2023, vs. UAlbany, 59-0 (FCS Playoffs)	1901	3-2-0	.600	102	44	No Conference Play					Mr. Morrison
	1902	3-2-0	.600	67	21	No Conference Play					L.L. Gilkey
	1903	1-2-0	.333	28	95	No Conference Play					Unavailable
	1904	4-2-1	.643	90	27	No Conference Play					J. Harris Werner
	1905	2-3-0	.400	74	122	No Conference Play					William M. Blaine
AWAY: 9-21-2024, at Southeastern Louisiana, 41-0	1906	3-1-0	.750	52	34	No Conference Play					William Juneau
	1907	5-2-0	.714	108	42	No Conference Play					William Juneau
	1908	3-3-1	.500	56	61	No Conference Play					William Juneau
	1909	1-3-0	.250	61	28	No Conference Play					J. M. Saunderson
	1910	4-2-2	.625	76	64	No Conference Play					J. M. Saunderson
SDSU RETURNED KICKOFF FOR TOUCHDOWN	1911	4-4-0	.500	60	89	No Conference Play					Frederick Johnson
	1912	2-3-1	.417	46	136	No Conference Play					Harry "Buck" Ewing
	1913	5-3-0	.625	147	82	No Conference Play					Harry "Buck" Ewing
	1914	5-2-0	.714	93	60	No Conference Play					Harry "Buck" Ewing
	1915	5-1-1	.786	163	7	No Conference Play					Harry "Buck" Ewing
OPPONENT RETURNED KICKOFF FOR TOUCHDOWN	1916	4-2-0	.667	100	76	No Conference Play					Harry "Buck" Ewing
	1917	5-1-0	.833	149	84	No Conference Play					Harry "Buck" Ewing
	1918	NO GAMES — WORLD WAR I									
	1919	4-1-1	.750	78	20	No Conference Play					C.A. "Jack" West
	1920	4-2-1	.643	66	27	No Conference Play					C.A. "Jack" West
HOME: 11-19-2016 — 99 yards by Jalen Rima, Northern Iowa	1921	7-1-0	.875	255	38	No Conference Play					C.A. "Jack" West
	1922	5-2-1	.688	202	57	4-1-1	.750	111	37	1st	C.A. "Jack" West
	1923	3-4-0	.429	121	85	2-3-0	.400	78	51	4th	C.A. "Jack" West
	1924	6-1-0	.857	91	28	5-0-0	1.000	75	16	1st	C.A. "Jack" West
	1925	2-3-2	.429	20	45	1-1-2	.500	13	25	5th	C.A. "Jack" West
AWAY: 10-5-2024 — 49 yards (on blocked punt), by Noah Thompson, at Northern Iowa	1926	8-0-3	.864	157	24	3-0-2	.800	56	14	1st	C.A. "Jack" West
	1927	5-3-1	.611	189	89	2-2-0	.500	90	36	3rd	C.A. "Jack" West
	1928	9-1-0	.900	230	25	3-1-0	.750	53	19	2nd	T.C. "Cy" Kasper
	1929	5-4-1	.550	237	55	2-1-1	.625	50	7	2nd	T.C. "Cy" Kasper
	1930	2-6-1	.278	48	197	1-3-0	.250	13	64	4th	T.C. "Cy" Kasper
OPPONENT RETURNED A PUNT FOR TOUCHDOWN	1931	6-3-0	.667	194	78	2-2-0	.500	33	44	2nd	T.C. "Cy" Kasper
	1932	2-5-1	.313	70	96	1-2-1	.375	32	31	5th	T.C. "Cy" Kasper
	1933	6-3-0	.667	118	73	4-0-0	1.000	66	15	1st	T.C. "Cy" Kasper
	1934	6-4-0	.600	189	72	2-2-0	.500	65	19	4th	R.H. "Red" Threlfall
	1935	4-4-1	.500	123	92	1-3-1	.300	39	48	3rd	R.H. "Red" Threlfall
SDSU PLAYER RETURNED BOTH A PUNT AND KICKOFF FOR TOUCHDOWNS IN SAME GAME	1936	3-6-1	.350	51	116	1-4-1	.250	19	59	7th	R.H. "Red" Threlfall
	1937	4-5-0	.444	102	147	2-3-0	.400	44	58	6th	R.H. "Red" Threlfall
	1938	3-5-0	.375	69	109	2-3-0	.400	48	76	4th	Jack Barnes
	1939	7-2-0	.778	141	95	4-1-0	.800	68	53	1st	Jack Barnes
	1940	4-3-1	.563	78	57	2-3-1	.417	16	50	5th	Jack Barnes
HOME: 9-30-2002 — Kevin Brown, vs. Morningside (Iowa), returned opening kickoff 98 yards for TD and fourth-quarter punt 68 yards for TD	1941	2-5-0	.286	32	131	1-5-0	.167	18	131	7th	Thurlo McCrady
	1942	4-4-0	.500	65	92	3-3-0	.500	45	64	4th	Thurlo McCrady
	1943	NO GAMES — WORLD WAR II									
	1944	1-1-0	.500	13	27	No Conference Play					Thurlo McCrady
	1945	1-4-1	.250	51	144	No Conference Play					Thurlo McCrady
SDSU RETURNED INTERCEPTION FOR TD	1946	3-3-2	.500	131	76	2-1-2	.600	52	18	3rd	Thurlo McCrady
	1947	4-5-0	.444	123	211	3-1-0	.750	60	38	3rd	Ralph Ginn
	1948	4-6-0	.400	107	203	2-4-0	.333	53	127	4th	Ralph Ginn
	1949	7-3-0	.700	183	175	5-1-0	.833	129	90	1st	Ralph Ginn
	1950	9-0-1	.950	381	116	5-0-1	.917	208	75	1st	Ralph Ginn
AWAY: 10-22-2022 — 31 yards by DyShawn Gales, at North Dakota	1951	8-1-1	.850	311	105	4-1-1	.750	168	84	2nd	Ralph Ginn
	1952	4-4-1	.500	287	230	3-2-1	.583	215	153	3rd	Ralph Ginn
	1953	5-3-1	.611	247	186	5-0-1	.917	208	75	1st	Ralph Ginn
	1954	7-2-0	.778	338	151	5-1-0	.833	247	111	1st	Ralph Ginn
	1955	6-2-1	.722	197	114	5-0-1	.917	157	62	1st	Ralph Ginn
HOME: 10-27-2012 – 19 yards by Aronde Stanton, Youngstown State	1956	4-5-0	.444	137	212	3-3-0	.500	116	119	4th	Ralph Ginn
	1957	6-2-1	.722	185	119	5-0-1	.917	152	75	1st	Ralph Ginn
	1958	4-5-0	.444	123	158	3-3-0	.500	98	111	3rd	Ralph Ginn
	1959	2-7-0	.222	80	153	2-4-0	.333	68	76	6th	Ralph Ginn
	1960	5-4-1	.550	170	135	2-3-1	.417	107	81	4th	Ralph Ginn
OPPONENT BLOCKED A FIELD GOAL FOR TOUCHDOWN	1961	8-2-0	.800	376	97	5-1-0	.833	221	59	1st	Ralph Ginn
	1962	7-2-1	.750	238	70	5-0-1	.917	149	33	1st	Ralph Ginn
	1963	9-1-0	.900	278	166	6-0-0	1.000	191	74	1st	Ralph Ginn
	1964	2-8-0	.200	170	243	2-4-0	.333	121	123	4th	Ralph Ginn

# YEAR-BY-YEAR SCORES

	ALL GAMES			POINTS		CONFERENCE ONLY		POINTS		FINISH	COACH
	W-L-T	Pct	PF	PA	W-L-T	Pct	PF	PA			
1965	1-8-1	.150	111	247	1-4-1	.250	84	149	5th	Ralph Ginn	
1966	3-7-0	.300	129	280	2-4-0	.333	75	163	4th	Ralph Ginn	
1967	4-6-0	.400	186	185	2-4-0	.333	120	110	4th	Ralph Ginn	
1968	4-6-0	.400	247	259	2-4-0	.333	151	176	4th	Ralph Ginn	
1969	3-7-0	.300	175	227	3-3-0	.500	130	96	3rd	Dave Kragthorpe	
1970	2-8-0	.200	129	269	1-5-0	.167	61	167	6th	Dean Pryor	
1971	3-7-0	.300	109	223	2-4-0	.333	72	144	6th	Dean Pryor	
1972	6-5-0	.545	321	240	2-5-0	.286	141	197	6th	John Gregory	
1973	5-5-1	.500	283	240	2-4-1	.357	133	142	4th	John Gregory	
1974	6-5-0	.545	291	173	4-3-0	.571	189	104	3rd	John Gregory	
1975	7-4-0	.636	264	189	4-3-0	.571	98	110	4th	John Gregory	
1976	5-4-1	.550	176	215	4-1-1	.750	116	74	2nd	John Gregory	
1977	5-4-1	.550	181	137	3-3-1	.500	134	103	4th	John Gregory	
1978	5-6-0	.455	224	231	3-3-0	.500	146	120	3rd	John Gregory	
1979	9-3-0	.750	259	224	4-2-0	.667	157	140	2nd	John Gregory	
1980	3-8-0	.273	166	300	1-5-1	.214	105	219	7th	John Gregory	
1981	4-6-0	.400	226	233	2-5-0	.357	180	213	6th	John Gregory	
1982	4-6-0	.400	181	166	2-5-0	.357	123	129	5th	Wayne Haensel	
1983	5-6-0	.455	213	258	3-6-0	.333	172	241	8th	Wayne Haensel	
1984	3-8-0	.273	288	333	2-7-0	.222	247	273	8th	Wayne Haensel	
1985	7-4-0	.636	281	267	7-2-0	.778	243	210	2nd	Wayne Haensel	
1986	6-5-0	.545	285	229	5-4-0	.556	257	196	4th	Wayne Haensel	
1987	5-5-0	.500	208	241	4-5-0	.444	187	224	7th	Wayne Haensel	
1988	7-4-0	.636	321	225	6-3-0	.667	274	160	2nd	Wayne Haensel	
1989	5-6-0	.454	159	216	3-6-0	.333	131	197	8th	Wayne Haensel	
1990	3-8-0	.272	226	339	2-7-0	.222	174	301	9th	Wayne Haensel	
1991	7-3-0	.700	162	195	5-3-0	.625	127	175	4th	Mike Daly	
1992	7-3-0	.700	166	164	5-4-0	.556	153	164	5th	Mike Daly	
1993	7-4-0	.636	394	288	6-3-0	.667	290	224	3rd	Mike Daly	
1994	7-4-0	.636	335	231	5-4-0	.556	247	197	5th	Mike Daly	
1995	6-5-0	.545	276	228	4-5-0	.444	218	208	6th	Mike Daly	
1996	7-4-0	.636	254	201	6-3-0	.667	192	178	2nd	Mike Daly	
1997	4-6-0	.400	173	216	3-6-0	.333	156	209	6th	John Stiegelmeier	
1998	6-5-0	.545	294	244	5-4-0	.556	225	201	5th	John Stiegelmeier	
1999	8-3-0	.727	351	309	6-3-0	.667	257	258	4th	John Stiegelmeier	
2000	6-5-0	.554	291	255	4-5-0	.444	191	225	6th	John Stiegelmeier	
2001	5-6-0	.455	284	301	4-4-0	.500	201	201	4th	John Stiegelmeier	
2002	6-4-0	.600	267	224	4-4-0	.500	216	190	4th	John Stiegelmeier	
2003	7-4-0	.636	297	192	4-3-0	.571	170	146	4th	John Stiegelmeier	
2004	6-5-0	.545	245	263	2-3-0	.400	117	62	3rd	John Stiegelmeier	
2005	6-5-0	.545	363	251	3-2-0	.600	144	100	3rd	John Stiegelmeier	
2006	7-4-0	.636	235	235	3-1-0	.750	110	111	2nd	John Stiegelmeier	
2007	7-4-0	.636	375	244	4-0-0	1.000	152	112	1st	John Stiegelmeier	
2008	7-5-0	.583	427	348	6-2-0	.750	288	168	3rd	John Stiegelmeier	
2009	8-4-0	.667	333	209	7-1-0	.875	214	105	2nd	John Stiegelmeier	
2010	5-6-0	.455	234	232	4-4-0	.500	207	189	3rd	John Stiegelmeier	
2011	5-6-0	.455	265	364	4-4-0	.500	219	232	4th	John Stiegelmeier	
2012	9-4-0	.692	304	213	6-2-0	.750	182	122	2nd	John Stiegelmeier	
2013	9-5-0	.643	405	330	5-3-0	.625	218	155	2nd	John Stiegelmeier	
2014	9-5-0	.643	445	355	5-3-0	.625	245	223	4th	John Stiegelmeier	
2015	8-4-0	.667	341	208	5-3-0	.625	194	126	3rd	John Stiegelmeier	
2016	9-4-0	.692	431	355	7-1-0	.875	283	187	1st	John Stiegelmeier	
2017	11-3-0	.786	521	335	6-2-0	.750	279	198	2nd	John Stiegelmeier	
2018	10-3-0	.769	553	290	6-2-0	.750	319	203	2nd	John Stiegelmeier	
2019	8-5-0	.615	386	217	5-3-0	.625	236	156	3rd	John Stiegelmeier	
2020-21	8-2-0	.800	292	150	5-1-0	.833	176	95	1st	John Stiegelmeier	
2021	11-4-0	.733	542	296	5-3-0	.625	261	164	3rd	John Stiegelmeier	
2022	14-1-0	.933	513	237	8-0-0	1.000	273	125	1st	John Stiegelmeier	
2023	15-0-0	1.000	560	139	8-0-0	1.000	279	94	1st	Jimmy Rogers	
2024	12-3-0	.800	550	209	7-1-0	.875	309	78	1st	Jimmy Rogers	
126 Seasons	671-478-38	.581	25,187	20,931	371-269-24	.577	14,739	12,276			

## THE LAST TIME ...

### SDSU RETURNED A FUMBLE FOR A TOUCHDOWN

**HOME:** 12-15-2023 — 34 yards, by Jason Freeman, vs. UAlbany (FCS playoffs)

**AWAY:** 11-12-2011 — 68 yards, by Winston Wright, at Western Illinois

### OPPONENT RETURNED A FUMBLE FOR A TOUCHDOWN

**HOME:** 10-26-2024 — 15 yards, by Mi'Quise Grace, South Dakota

**AWAY:** 9-8-2012 — 25 yards, by T'Darryl Grays, Southeastern Louisiana

### SDSU RETURNED BLOCKED PUNT FOR A TOUCHDOWN

**HOME:** 12-9-2023 — 45 yards, by Matthew Durrance, vs. Villanova (FCS playoffs); blocked by Durrance

**AWAY:** 10-5-2024 — 49 yards, by Noah Thompson, at Northern Iowa; blocked by Cullen McShane

### OPPONENT RETURNED BLOCKED PUNT FOR TD

**HOME:** 11-12-2022 — 0 yards (on blocked punt), by Sy Dabney, Illinois State

**AWAY:** 10-22-2022 — 11 yards (on blocked punt), by Marcus Vaughn-Jones, North Dakota

### SDSU SCORED A DEFENSIVE EXTRA POINT

**AWAY:** 10-30-2021 — by Adam Bock (after blocked PAT), at Youngstown State (third time in SDSU history)

### OPPONENT SCORED A DEFENSIVE EXTRA POINT

**AWAY:** 10-25-2008 — by Larry Carter, Indiana State (only time in SDSU history)

# YEAR-BY-YEAR SCORES

**1889 (W-0, L-0, T-1)**

SDS	Opp
6 South Dakota	6

**1897 (W-0, L-1)**

SDS	Opp
0 Sioux Falls	22
0	22

**1898 (W-1, L-1, T-1)**

SDS	Opp
62 Watertown	0
0 Yankton College	0
6 Sioux Falls (city)	11
68	11

**1899 (W-3, L-1)**

SDS	Opp
12 Madison Normal	5
55 Huron College	0
23 Madison Normal	0
0 Mitchell University	57
90	62

**1900 (W-4, L-1)**

SDS	Opp
33 Flandreau	0
16 Pipestone	6
56 Sioux Falls High	0
23 Flandreau	0
0 South Dakota	17
128	62

**1901 (W-3, L-2)**  
**Coach: Mr. Morrison**

SDS	Opp
42 Flandreau	0
17 Yankton College	0
38 Huron College	0
5 Mitchell University	22
0 South Dakota	22
102	44

**1902 (W-3, L-2)**  
**Coach: L.L. Gilkey**

SDS	Opp
17 Huron College	0
17 South Dakota Mines	5
0 South Dakota	10
5 Flandreau Indians	6
28 Flandreau Indians	0
67	21

**1903 (W-1, L-2)**

SDS	Opp
0 North Dakota State	85
28 Flandreau	0
0 Huron College	10
28	95

**1904 (W-4, L-2, T-1)**  
**Coach: J. Harrison Werner**

SDS	Opp
15 Flandreau	0
11 Madison Normal	5
5 Mitchell University	6
15 Huron College	0
6 South Dakota	6
38 Pipestone High	0
0 Mitchell University	10
90	27

**1905 (W-2, L-3)**  
**Coach: William Blaine**

SDS	Opp
46 Flandreau Indians	0
0 Mitchell University	24
28 Madison High	0
0 Minnesota	81
0 South Dakota	17
74	122

**1906 (W-3, L-1)**  
**Coach: William Juneau**

SDS	Opp
36 Huron College	4
5 North Dakota	4
11 Dakota Wesleyan	4
0 South Dakota	22
52	34

**1907 (W-5, L-2)**  
**Coach: William Juneau**

SDS	Opp
0 Huron College	4
48 Flandreau Indians	0
29 Toland's	0
6 North Dakota	24
5 Dakota Wesleyan	0
12 Yankton College	10
8 Huron College	4
108	42

**1908 (W-3, L-3, T-1)**  
**Coach: William Juneau**

SDS	Opp
16 Northern	0
11 North Dakota State	5
0 Madison Normal	0
29 St. Thomas	12
0 Yankton College	21
0 Dakota Wesleyan	6
0 Huron College	17
56	61

**1909 (W-1, L-3)**  
**Coach: J.M. Saunderson**

SDS	Opp
5 North Dakota State	11
0 Dakota Wesleyan	3
12 Yankton College	14
44 Huron College	0
61	28

**1910 (W-4, L-2, T-2)**  
**Coach: J.M. Saunderson**

SDS	Opp
17 Northern	0
41 Huron College	0
12 Yankton College	0
6 North Dakota State	3
0 St. Thomas	28
0 South Dakota	33
0 Dakota Wesleyan	0
0 South Dakota Mines	0
76	64

**1911 (W-4, L-4)**  
**Coach: Frederick Johnson**

SDS	Opp
12 Northern	0
6 South Dakota	15
11 Huron College	0
14 North Dakota State	3
17 South Dakota Mines	3
0 Marquette	16
0 Dakota Wesleyan	22
0 Yankton College	30
60	89



**HARRY "BUCK" EWING**  
6 years, 26-12-2

**1912 (W-2, L-3, T-1)**  
**Coach: Harry "Buck" Ewing**

SDS	Opp
0 Carleton	34
7 South Dakota	73
6 Yankton College	3
20 Huron College	3
0 Dakota Wesleyan	0
13 South Dakota Mines	23
46	136

**1913 (W-5, L-3)**  
**Coach: Harry "Buck" Ewing**

SDS	Opp
47 Huron College	0
7 Carleton	25
7 North Dakota State	6
0 Hamline	21
12 Huron College	7
36 South Dakota Mines	0
0 Yankton College	20
38 Dakota Wesleyan	3
147	82

**1914 (W-5, L-2)**  
**Coach: Harry "Buck" Ewing**

SDS	Opp
0 South Dakota	12
13 Huron College	0
19 Yankton College	7
28 Hamline	10
19 Huron College	7
14 North Dakota	3
0 Dakota Wesleyan	21
46	136

**1915 (W-5, L-1, T-1)**  
**Coach: Harry "Buck" Ewing**

SDS	Opp
39 Huron College	0
72 Yankton College	0
25 Huron College	0
0 North Dakota	0
0 South Dakota	7
21 North Dakota State	0
6 Dakota Wesleyan	0
163	7


**1916 (W-4, L-2)**  
**Coach: Harry "Buck" Ewing**

SDS	Opp
7 Minnesota	41
3 Wisconsin	28
31 Yankton College	0
7 Hamline	0
14 North Dakota	7
38 Huron College	0
100	76

**1917 (W-5, L-1)**  
**Coach: Harry "Buck" Ewing**

SDS	Opp
0 Minnesota	64
33 Trinity	0
13 North Dakota	6
64 Gustavus Adolphus	0
21 North Dakota State	14
18 Macalester	0
149	84

**1918 (No games — WWI)**



**C.A. "JACK" WEST**  
9 years, 44-17-9  
3 NCC titles (1922, '24, '26)

**1919 (W-4, L-1, T-1)**

SDS	Opp
49 Northern	0
7 Dakota Wesleyan	0
0 North Dakota State	0
9 North Dakota	7
13 South Dakota	6
0 Creighton	7
78	20

**1920 (W-4, L-2, T-1)**

SDS	Opp
6 Northern	0
6 Dakota Wesleyan	0
3 North Dakota	6
27 North Dakota State	7
7 Macalester	7
14 Hamline	0
3 South Dakota	7
66	27

**1921 (W-7, L-1)**

SDS	Opp
40 Northern	0
3 Wisconsin	24
60 Huron College	0
54 North Dakota State	0
55 Yankton College	0
27 North Dakota	14
9 South Dakota	0
7 Creighton	0
255	38

**1922 (W-5, L-2, T-1)**  
**Inaugural NCC Champion**

SDS	Opp
6 North Dakota	16
13 North Dakota State	0
7 South Dakota	7
48 Morningside	0
12 St. Thomas	0
25 Creighton	14
85 Columbus College	0
6 Wisconsin	20
202	57

**1923 (W-3, L-4)**

SDS	Opp
6 North Dakota	12
13 North Dakota State	14
7 South Dakota	0
24 Morningside	26
27 Creighton	20
44 Dakota Wesleyan	0
0 Marquette	13
121	85

**1924 (W-6, L-1)**  
**NCC Champion**

SDS	Opp
16 Buena Vista	3
14 North Dakota State	0
7 North Dakota	6
10 South Dakota	3
34 Morningside	0
0 Michigan State	9
10 Creighton	7
91	28

**1925 (W-2, L-3, T-2)**

SDS	Opp
7 Dakota Wesleyan	0
0 Buena Vista	14
3 Nebraska Wesleyan	3
3 North Dakota State	3
0 Creighton	19
7 South Dakota	0
0 Marquette	6
20	45

**1926 (W-8, L-0, T-3)**  
**NCC Champion**

SDS	Opp
6 North Dakota	0
21 North Dakota State	0
0 South Dakota	0
21 Morningside	6
8 Creighton	8
7 Columbus College	7
35 Huron College	0
33 Buena Vista	0
3 Detroit University	0
14 St. Louis University	0
9 at Hawaii	3
157	24

**1927 (W-5, L-3, T-1)**

SDS	Opp
34 North Dakota State	0
12 South Dakota	16
15 Des Moines U	0
44 Morningside	7
0 Creighton	14
67 Huron College	0
7 Columbus College	7
10 St. Regis	7
0 Detroit University	38
189	89

# YEAR-BY-YEAR SCORES



**T.C. "CY" KASPER**

6 years, 30-22-3  
1 NCC title (1933)

1928 (W-9, L-1)

SDS	Opp
0 North Dakota	6
27 North Dakota State	6
13 South Dakota	0
13 Morningside	7
18 Creighton	6
14 Huron College	0
63 Dakota Wesleyan	0
18 Columbus College	0
31 Minnesota "B"	0
33 Western Union	0
120	25

1929 (W-5, L-4, T-1)

SDS	Opp
6 North Dakota	7
0 North Dakota State	0
6 South Dakota	0
28 Morningside	0
0 Wisconsin	21
0 St. Louis University	6
7 Loyola	21
59 Huron College	0
49 Dakota Wesleyan	0
72 Western Union	0
237	55

1930 (W-2, L-6, T-1)

SDS	Opp
0 North Dakota	21
0 North Dakota State	24
13 South Dakota	6
0 Morningside	13
21 Southern	0
0 Minnesota	48
0 St. Olaf	20
7 Wisconsin	58
7 Loyola	7
48	197

1931 (W-6, L-3)

SDS	Opp
6 North Dakota	34
7 North Dakota State	0
0 South Dakota	10
20 Morningside	0
34 Southern	0
39 Dakota Wesleyan	0
19 Northern	0
49 Augustana	0
20 DePaul	34
194	78

1932 (W-2, L-5, T-1)

SDS	Opp
0 North Dakota	13
6 North Dakota State	12
0 South Dakota	0
26 Morningside	6
26 Northern	7
0 Michigan Normal	12
0 Minnesota	12
12 Duquense	34
70	96

1933 (W-6, L-3)

NCC Champion

SDS	Opp
18 North Dakota	2
13 North Dakota State	7
14 South Dakota	0
0 South Dakota	6
21 Morningside	6
27 Northern	0
6 Minnesota	19
6 Catholic University	26
13 Michigan Normal	0
118	72



**R.H. "RED" THRELFALL**

4 years, 17-19-2

1934 (W-6, L-4)

SDS	Opp
0 North Dakota	6
38 North Dakota State	0
19 South Dakota	0
7 Morningside	13
52 Northern	0
14 Creighton	0
7 Wisconsin	28
38 Dakota Wesleyan	0
14 St. Olaf	6
0 Wichita	19
189	72

1935 (W-4, L-4, T-1)

SDS	Opp
13 Iowa Teachers	22
6 North Dakota	6
6 North Dakota State	7
2 South Dakota	7
12 Morningside	6
33 Northern	0
13 Wisconsin	6
0 Cincinnati	38
38 St. Olaf	0
123	92

1936 (W-3, L-6, T-1)

SDS	Opp
13 Iowa Teachers	0
6 North Dakota	33
0 North Dakota State	7
0 South Dakota	6
0 Morningside	13
0 Omaha University	0
12 Gustavus Adolphus	7
7 Wisconsin	24
13 Luther	6
0 Wichita	20
51	116

1937 (W-4, L-5)

SDS	Opp
0 Iowa Teachers	33
13 North Dakota State	6
2 South Dakota	12
0 Morningside	7
20 Omaha University	0
40 Mankato Teachers	7
0 Wisconsin	32
20 Wichita	6
7 DePaul	44
102	147



**JACK BARNES**

3 years, 14-10-1  
1 NCC title (1939)

1938 (W-3, L-5)

SDS	Opp
0 North Dakota	37
6 North Dakota State	13
0 South Dakota	7
14 Morningside	13
28 Omaha University	6
7 South Dakota Mines	18
0 St. Norbert's	9
14 Moorhead Teachers	6
69	109


1939 (W-7, L-2)

NCC Co-Champions

SDS	Opp
14 North Dakota	13
6 North Dakota State	0
7 South Dakota	21
34 Morningside	13
7 Omaha University	6
40 South Dakota Mines	0
20 Moorhead Teachers	7
6 Yankton College	0
7 West Texas State	35
141	95

1940 (W-4, L-3, T-1)

SDS	Opp
45 South Dakota Mines	0
6 St. Norbert's	0
12 Omaha University	7
6 Morningside	6
0 South Dakota	26
7 North Dakota State	0
0 North Dakota	6
2 Iowa Teachers	12
78	57



**THURLO McCRADY**

5 years, 11-17-3

1941 (W-2, L-5)

SDS	Opp
14 Northern	0
0 Iowa Teachers	21
0 at Omaha University	12
0 at North Dakota State	25
15 North Dakota	33
0 at South Dakota	40
3 Morningside	0
32	131

1942 (W-4, L-4)

SDS	Opp
0 at Youngstown	14
0 at Iowa Teachers	38
20 Omaha University	0
3 at Morningside	0
8 at North Dakota	19
0 South Dakota	7
14 North Dakota State	0
20 Carleton	14
65	92

1943 (No games — WWII)

1944 (W-1, L-1)

SDS	Opp
6 SDSC ERC (Army)	0
7 at Concordia College	27
13	27

1945 (W-1, L-4, T-1)

SDS	Opp
6 at Minot Teachers	33
0 at Drake	34
0 Bemidji Teachers	6
25 Hamline	0
7 at Iowa Teachers	58
13 Concordia College	13
51	144

1946 (W-3, L-3, T-2)

SDS	Opp
18 at Loras	23
6 Iowa Teachers	6
61 Manitoba University	0
0 at North Dakota State	6
26 Augustana	6
20 at South Dakota	0
0 at Oklahoma City U.	35
0 Morningside	0
131	76



**RALPH GINN**

22 years, 113-89-9

9 NCC titles (1949, '50, '53, '54, '55, '57, '61, '62, '63)

1947 (W-4, L-5)

SDS	Opp
0 at Loras	28
6 St. Cloud Teachers	20
39 Central (Iowa)	6
6 at Kansas	86
33 at Augustana	12
7 South Dakota	26
7 North Dakota State	0
13 at Morningside	0
12 at Toledo	33
123	211

1948 (W-4, L-6)

SDS	Opp
21 Moorhead Teachers	7
0 at Drake	47
6 Loras	20
6 North Dakota	31
7 at Iowa Teachers	33
7 at North Dakota State	6
20 Augustana	6
0 at South Dakota	33
13 Morningside	18
27 at Colorado State College	2
107	203

1949 (W-7, L-3)

NCC Co-Champion

SDS	Opp
7 St. Cloud Teachers	0
0 at Drake	40
27 at Morningside	20
40 Colorado State College	13
14 Iowa Teachers	13
28 at Augustana	0
0 at North Dakota	19
27 South Dakota	25
33 North Dakota State	13
7 at Bradley	32
183	175

# YEAR-BY-YEAR SCORES

<b>1950 (W-9, L-0, T-1)</b> <b>NCC Champion</b> <b>Coach: Ralph Ginn</b>				<b>1961 (W-8, L-2)</b> <b>NCC Co-Champion</b>				<b>1966 (W-3, L-7)</b>			
Date	SDS		Opp	Date	SDS		Opp	Date	SDS		Opp
S9	39	St. Cloud Teachers	7	S9	34	at Bemidji State	8	S10	6	at Montana State	41
S16	34	at Iowa Teachers	13	S16	36	Colorado State College	13	S17	27	at Minnesota-Duluth	0
S23	31	Morningside	7	S23	73	St. Cloud State	0	S24	14	Colorado State University	45
S29	20	Augustana	12	S30	12	at Montana State	17	O1	6	at North Dakota St.	35
O7	41	St. Olaf	14	O7	41	at Augustana	14	O8	21	Morningside	41
O14	60	at North Dakota State	0	O14	13	at North Dakota	14	O15	0	North Dakota	43
O21	21	North Dakota	21	O21	34	South Dakota	6	O22	22	at South Dakota	18
O28	54	at South Dakota	28	O28	41	North Dakota State	12	O29	7	at State College of Iowa	13
N4	40	at Wayne University (Mich)	0	N4	56	at Morningside	0	N5	7	at Colorado St. College	31
N11	41	at Carleton	14	N11	36	State College of Iowa	13	N12	19	Augustana	13
381			116		376		97	129			280
<b>1951 (W-8, L-1, T-1)</b>				<b>1962 (W-7, L-2, T-1)</b> <b>NCC Co-Champion</b>				<b>1967 (W-4, L-6)</b>			
Date	SDS		Opp	Date	SDS		Opp	Date	SDS		Opp
S8	26	at St. Cloud Teachers	0	S15	25	at Toledo	14	S16	7	Minnesota-Duluth	12
S15	48	Iowa Teachers	6	S22	7	Arkansas State	9	S23	24	at Idaho State	22
S22	28	at Morningside	26	S29	10	Montana State	14	S30	14	North Dakota State	34
S29	58	at Augustana	7	O6	28	Augustana	7	O7	24	at Morningside	15
O6	34	Emporia State (Kan.)	14	O13	26	North Dakota	0	O14	7	at North Dakota	9
O13	21	at North Dakota	12	O20	24	at South Dakota	0	O21	42	South Dakota	14
O20	7	North Dakota State	7	O27	17	at North Dakota State	6	O28	16	Northern Iowa	17
O27	6	South Dakota	26	N3	13	at State College of Iowa	13	N4	21	Drake	34
N2	48	Bemidji Teachers	0	N10	41	Morningside	7	N11	17	at Augustana	21
N10	35	at La Crosse State	7	N17	47	at Colorado State College	0	N18	14	at Tampa	7
311			105		238		70	186			185
<b>1952 (W-4, L-4, T-1)</b>				<b>1963 (W-9, L-1)</b> <b>NCC Champion</b>				<b>1968 (W-4, L-6)</b>			
Date	SDS		Opp	Date	SDS		Opp	Date	SDS		Opp
S13	6	La Crosse State	13	S14	9	at Montana State	6	S14	12	Weber State (Utah)	27
S20	19	at Iowa State	57	S21	7	at Nebraska	58	S21	3	at North Dakota St.	21
S27	47	St. Cloud Teachers	7	S28	54	Colorado State College	14	S28	43	Morningside	14
O3	47	Augustana	6	O5	28	at Augustana	8	O5	10	at Northern Iowa	38
O11	14	at North Dakota State	48	O12	7	at North Dakota	6	O12	16	North Dakota	21
O18	60	North Dakota	6	O19	61	South Dakota	0	O19	32	at South Dakota	55
O25	21	at South Dakota	21	O26	40	North Dakota State	25	O26	23	at Youngstown State	20
N1	39	Morningside	25	N2	27	State College of Iowa	13	N2	47	Augustana	27
N8	34	at Iowa Teachers	47	N9	28	at Morningside	22	N9	41	Idaho State	22
287			230	N16	17	at Arkansas State	14	N16	20	at Drake	28
<b>1953 (W-5, L-3, T-1)</b> <b>NCC Champion</b>					278		166	247			273
Date	SDS		Opp	<b>1964 (W-2, L-8)</b>							
S19	13	at Marquette	46	S12	14	Montana State	46				
S26	52	Iowa Teachers	19	S19	14	at Fresno State	30				
O3	13	at North Dakota	13	S26	27	Augustana	14				
O10	55	at Augustana	0	O3	13	at North Dakota State	20				
O17	13	St. John's (Minn.)	26	O10	28	North Dakota	35				
O24	32	North Dakota State	14	O17	7	at South Dakota	10				
O31	25	South Dakota	0	O24	32	Morningside	21				
N7	31	at Morningside	29	O31	14	at State College of Iowa	23				
N14	13	at Wichita State	39	N7	15	at Drake	37				
247			186	N14	6	Mankato State	7				
<b>1954 (W-7, L-2)</b> <b>NCC Co-Champion</b>					170		243				
Date	SDS		Opp	<b>1965 (W-1, L-8, T-1)</b>							
S18	6	at Iowa State	34	S11	0	at Montana State	22				
S25	19	at St. Thomas	6	S18	0	Parsons (Kan.)	10				
O1	66	Mankato Teachers	0	S25	14	at Augustana	14				
O9	68	Augustana	0	O2	13	North Dakota State	41				
O16	50	at North Dakota State	13	O9	7	at North Dakota	14				
O23	34	North Dakota	20	O16	30	South Dakota	14				
O30	20	at South Dakota	19	O23	20	at Morningside	25				
N5	34	Morningside	39	O30	0	State College of Iowa	41				
N13	41	at Iowa Teachers	20	N6	20	at Colorado State U	52				
338			151	N13	7	at Mankato State	14				
<b>1955 (W-6, L-2, T-1)</b> <b>NCC Champion</b>					111		247				
Date	SDS		Opp	<b>1966 (W-3, L-7)</b>							
S17	13	St. Thomas	19	S13	13	at Weber State	28				
S24	34	Iowa Teachers	21	S20	16	Drake	21				
O1	14	at North Dakota	6	S27	22	at Morningside	32				
O8	28	at Augustana	0	O4	14	Northern Iowa	24				
O15	7	Wichita State	33	O11	19	at North Dakota	13				
				O18	20	South Dakota	14				
				O25	16	Youngstown State	17				
				N1	42	at Augustana	0				
				N8	13	North Dakota State	20				
				N15	0	at Montana	58				
				175			227				



**DAVE KRAGTHORPE**

1 year, 3-7

# YEAR-BY-YEAR SCORES



**DEAN PRYOR**

2 years, 5-15

## 1970 (W-2, L-8)

Date	SDS	Opp
S12	37	St. Thomas 14
S19	19	at Mankato State 43
S26	8	at Northern Iowa 24
O3	12	at Wayne State (Mich.) 21
O10	3	North Dakota 36
O17	0	at South Dakota 26
O24	6	Augustana 22
O31	0	at North Dakota State 35
N7	44	Morningside 24
N14	0	Montana 24
	129	269

## 1971 (W-3, L-7)

Date	SDS	Opp
S11	26	at St. Thomas 7
S18	0	Mankato State 10
S25	0	Northern Iowa 23
O2	8	Wayne State (Mich.) 27
O9	7	at North Dakota 35
O16	18	South Dakota 37
O23	16	at Augustana 15
O30	20	North Dakota State 13
N6	12	at Morningside 21
N13	2	at Eastern Michigan 35
	109	223



**JOHN GREGORY**

10 years, 55-50-3

## 1972 (W-6, L-5)

Date	SDS	Opp
S9	73	Eastern Montana 0
S16	17	at Mankato State 24
S23	49	Missouri-Rolla 0
S30	34	Youngstown State 22
O7	25	Augustana 14
O14	21	North Dakota 51
O21	27	at South Dakota 42
O28	16	at North Dakota State 34
N4	0	at Northern Iowa 32
N11	35	Morningside 0
N18	24	at Quantico Marines 21
	321	240

## 1973 (W-5, L-5, T-1)

Date	SDS	Opp
S1	28	Northwestern (Iowa) 38
S8	39	Southwest State 6
S15	0	Mankato State 21
S22	26	at Youngstown State 6
S29	56	Western State 28
O6	21	at Augustana 21
O13	20	at North Dakota 28
O20	10	South Dakota 36
O27	14	North Dakota State 24
N3	16	Northern Iowa 0
N10	52	at Morningside 12
	283	240

## 1974 (W-6, L-5)

Date	SDS	Opp
S2	15	Northwestern (Iowa) 0
S7	45	Southwest State 10
S14	45	at Mankato State 14
S21	21	Youngstown State 35
S28	35	Augustana 6
O5	0	at North Dakota State 28
O12	55	North Dakota 6
O19	6	at South Dakota 20
O26	27	Morningside 8
N2	21	at Northern Iowa 22
N9	21	at Nevada-Las Vegas 24
	291	173

## 1975 (W-7, L-4)

Date	SDS	Opp
S6	49	Hamline 6
S13	10	Mankato State 0
S20	56	at Nebraska-Omaha 14
S27	17	at Augustana 31
O4	13	North Dakota State 8
O11	14	at North Dakota 35
O18	24	South Dakota 22
O25	17	at Morningside 0
N1	3	Northern Iowa 14
N8	23	at Nevada-Las Vegas 38
N15	38	at Youngstown State 21
	264	190

## 1976 (W-5, L-4, T-1)

Date	SDS	Opp
S4	1	*at St. Cloud State 0
S11	21	Western Illinois 28
S25	7	Northern Colorado 22
O2	0	at North Dakota State 13
O9	14	Morningside 0
O16	28	North Dakota 6
O23	17	at South Dakota 17
O30	16	at Northern Iowa 13
N6	19	at Weber State 52
N13	41	Augustana 25
	176	215

\*St. Cloud won the game 39-13, then later had to forfeit.

## 1977 (W-5, L-4, T-1)

Date	SDS	Opp
S3	10	St. Cloud State 0
S10	23	at Western Illinois 6
S17	14	at Dayton (Ohio) 28
S24	34	Nebraska-Omaha 2
O1	14	North Dakota State 27
O8	44	at Morningside 20
O15	6	at North Dakota 6
O22	10	South Dakota 15
O29	12	Northern Iowa 23
N12	14	at Augustana 10
	181	137

## 1978 (W-5, L-6)

Date	SDS	Opp
S2	43	St. Cloud State 3
S9	7	at Louisville 54
S16	7	Moorhead State 12
S23	41	Morningside 17
S30	30	at North Dakota 19
O7	19	at Augustana 7
O14	7	South Dakota 24
O21	14	at Nebraska-Omaha 16
O28	10	at Northern Iowa 9
N4	26	North Dakota State 28
N18	21	at Portland State 42
	224	231

## 1979 (W-9, L-3)

### NCAA Division II Playoffs

Date	SDS	Opp
S1	28	at St. Cloud State 7
S8	27	Wisconsin-Whitewater 7
S22	0	North Dakota 13
S29	28	Augustana 26
O6	26	South Dakota 21
O13	31	Nebraska-Omaha 14
O20	14	Northern Iowa 7
O27	14	at North Dakota State 38
N3	24	at Morningside 0
N10	33	at South Dakota 28
N17	27	at Idaho 13

### NCAA Playoffs

Date	SDS	Opp
N24	7	at Youngstown State 50
	259	224

## 1980 (W-3, L-8)

Date	SDS	Opp
S6	17	St. Cloud State 0
S13	27	Western Illinois 33
S20	7	at Augustana 34
S27	21	South Dakota 13
O4	17	at Nebraska-Omaha 40
O11	7	at Northern Colorado 40
O18	16	North Dakota State 23
O25	17	Morningside 6
N1	13	at North Dakota 47
N8	7	at South Dakota 16
N15	17	at Portland State 48
	166	300

## 1981 (W-4, L-6)

Date	SDS	Opp
S5	40	St. Cloud State 3
S12	13	at Western Illinois 17
S19	21	South Dakota 20
S26	17	Nebraska-Omaha 10
O3	20	Northern Colorado 22
O10	24	at North Dakota State 48
O17	23	at Morningside 28
O24	28	North Dakota 16
O31	31	Augustana 34
N7	16	at South Dakota 28
	233	226



**WAYNE HAENSEL**

9 years, 45-52

## 1982 (W-4, L-6)

Date	SDS	Opp
S4	37	St. Cloud State 14
S11	20	South Dakota 7
S18	22	at Nebraska-Omaha 11
S25	14	at Northern Colorado 22
O2	3	North Dakota State 10
O9	35	Morningside 0
O16	13	at North Dakota 34
O23	10	at Augustana 13
O30	6	at South Dakota 31
N6	21	at Mankato State 23
	181	166

## 1983 (W-5, L-6)

Date	SDS	Opp
S3	21	Mankato State 14
S10	20	at Drake 3
S17	17	at Morningside 10
S24	28	at North Dakota 27
O1	22	St. Cloud State 24
O8	16	at Nebraska-Omaha 44
O15	12	North Dakota State 24
O22	13	Augustana 9
O29	23	South Dakota 48
N5	27	at Mankato State 30
N12	14	Northern Colorado 21
	213	258

## 1984 (W-3, L-8)

Date	SDS	Opp
S1	14	at Portland State 17
S8	27	Wisconsin-Stout 13
S15	25	Morningside 27
S22	7	North Dakota 46
S29	24	at St. Cloud State 12
O6	24	Nebraska-Omaha 27
O13	30	at North Dakota State 55
O20	42	at Augustana 14
O27	42	at South Dakota 45
N3	24	Mankato State 30
N10	29	at Wyoming 45
	288	331

## 1985 (W-7, L-4)

Date	SDS	Opp
S7	20	at Northern Arizona 24
S14	18	at South Dakota 33
S21	45	Nebraska-Omaha 28
S28	29	North Dakota 23
O5	25	at Morningside 14
O12	7	at North Dakota State 41
O19	24	South Dakota 12
O26	31	Augustana 19
N2	31	at Mankato State 38
N9	28	St. Cloud State 21
N16	23	at Northern Colorado 14
	281	267

# YEAR-BY-YEAR SCORES

1986 (W-6, L-5)			1989 (W-5, L-6)			1991 (W-7, L-3)			1994 (W-7, L-4)		
Date	SDS	Opp	Date	SDS	Opp	Date	SDS	Opp	Date	SDS	Opp
S6	14	Wisconsin-Stevens Point	7	S2	14	Southwest State	12	S7	16	Kearney State	13
S13	14	South Dakota	26	S9	14	at South Dakota	7	S14	19	at South Dakota	7
S20	13	at Nebraska-Omaha	19	S16	23	at North Dakota	13	S21	10	at North Dakota	36
S27	52	at North Dakota	21	S23	12	North Dakota State	33	S28	0	North Dakota State	35
O4	24	Morningside	14	S30	12	at Mankato State	31	O5	21	at Nebraska-Omaha	13
O11	7	North Dakota State	49	O7	13	South Dakota	35	O12	21	South Dakota	18
O18	39	at South Dakota	51	O14	10	St. Cloud State	13	O19	27	Morningside	17
O25	40	at Augustana	7	O21	20	at Augustana	29	O26	31	at Augustana	20
N1	7	Mankato State	21	O28	13	Morningside	12	N9	0	*Mankato State	23
N8	44	at St. Cloud State	7	N4	16	at Northern Colorado	21	N16	17	Northern Colorado	13
N15	31	at Northern Colorado	7	N11	12	Nebraska-Omaha	10		162		195
285		229	159		216	^ Game played at Vermillion				335	231
1987 (W-5, L-5)			1990 (W-3, L-8)			1992 (W-7, L-3)			1995 (W-6, L-5)		
Date	SDS	Opp	Date	SDS	Opp	Date	SDS	Opp	Date	SDS	Opp
S5	21	at Central Missouri	17	S1	28	at Kearney State	35	S12	13	South Dakota	0
S19	7	at North Dakota State	43	S8	24	South Dakota	3	S19	3	North Dakota	14
S26	21	South Dakota	30	S15	21	North Dakota	24	S26	10	at North Dakota State	47
O3	28	Nebraska-Omaha	24	S22	28	at North Dakota State	40	O3	21	Nebraska-Omaha	0
O10	17	at Augustana	28	S29	15	Mankato State	33	O10	31	at South Dakota	21
O17	38	Morningside	14	O6	16	at South Dakota	14	O17	1	*at Morningside	0
O24	10	at St. Cloud State	33	O13	19	at St. Cloud State	37	O24	14	Augustana	20
O31	24	North Dakota	9	O20	0	Augustana	31	O31	14	at St. Cloud State	6
N7	21	Northern Colorado	17	O27	20	at Morningside	67	N7	34	Mankato State	30
N14	21	Mankato State	26	N3	21	Northern Colorado	24	N14	24	at Northern Colorado	20
208		241	N10	34	at Nebraska-Omaha	31		166		164	
			226		339	*Morningside won the game 6-2, but later forfeited.				278	228
1988 (W-7, L-4)			1993 (W-7, L-4)			1996 (W-7, L-4)					
Date	SDS	Opp	Date	SDS	Opp	Date	SDS	Opp	Date	SDS	Opp
S3	31	Central Missouri	24	S4	48	at Montana	52	S7	6	at Northwest Missouri	23
S10	16	at Montana	41	S11	56	Southwest State	12	S14	56	South Dakota Tech	0
S17	26	North Dakota State	55	S18	21	St. Cloud State	30	S21	27	at Augustana	14
S24	21	at South Dakota	22	S25	17	at Northern Colorado	38	S28	17	at St. Cloud State	13
O1	16	at Nebraska-Omaha	3	O2	30	at Morningside	20	O5	28	North Dakota	23
O8	37	Augustana	22	O9	42	North Dakota State	30	O12	28	South Dakota	17
O15	49	at Morningside	10	O16	50	Nebraska-Omaha	10	O19	7	at North Dakota State	31
O22	21	St. Cloud State	0	O23	7	at South Dakota	29	O26	31	Morningside	13
O29	34	at North Dakota	35	O30	35	Augustana	25	N2	6	at Northern Colorado	21
N5	28	Northern Colorado	3	N6	60	at Mankato State	42	N9	17	at Nebraska-Omaha	19
N12	42	at Mankato State	10	N13	28	North Dakota	0	N16	31	Mankato State	27
321		225		394		288		254		201	



**MIKE DALY**  
6 years, 41-23

## CAREER COACHING RECORDS

COACH	SEASONS	OVERALL				CONFERENCE ONLY				
		WON	LOST	TIED	PCT	WON	LOST	TIED	PCT	TITLES
John Stiegelmeier (1997-2022)	26	199	112	0	.640	126	69	0	.646	4
Ralph Ginn (1947-68)	22	113	89	9	.557	77	43	9	.632	9
John Gregory (1972-81)	10	55	50	3	.523	29	34	3	.462	0
Wayne Haensel (1982-90)	9	45	52	0	.464	36	43	0	.456	0
C.A. "Jack" West (1919-27)	9	44	17	9	.669	17	7	5	.672	3
Mike Daly (1991-96)	6	41	23	0	.641	32	22	0	.593	0
T.C. "Cy" Kasper (1928-33)	6	30	22	3	.573	13	9	2	.583	1
Jimmy Rogers (2023-24)	2	27	3	0	.900	15	1	0	.938	2
Harry "Buck" Ewing (1912-17)	6	26	12	2	.675	0	0	0	.000	0
R.H. "Red" Threlfall (1934-37)	4	17	19	2	.474	6	12	2	.350	0
Jack Barnes (1938-40)	3	14	10	1	.580	8	7	1	.531	1
William Juneau (1906-08)	3	11	6	1	.639	0	0	0	.000	0
Thurlo McCrady (1941-46)	5	11	17	3	.403	6	9	2	.412	0
J.M. Saunderson (1909-10)	2	5	5	2	.500	0	0	0	.000	0
Dean Pryor (1970-71)	2	5	15	0	.250	3	9	0	.250	0
J. Harrison Werner (1904)	1	4	2	1	.643	0	0	0	.000	0
Frederick Johnson (1911)	1	4	4	0	.500	0	0	0	.000	0
Mr. Morrison (1901)	1	3	2	0	.600	0	0	0	.000	0
L.L. Gilkey (1902)	1	3	2	0	.600	0	0	0	.000	0
Dave Kragthorpe (1969)	1	3	7	0	.300	3	3	0	.500	0
William M. Blaine (1905)	1	2	3	0	.400	0	0	0	.000	0
Unavailable	6	9	6	2	.588	0	0	0	.000	0
<b>TOTALS</b>	<b>127</b>	<b>671</b>	<b>478</b>	<b>38</b>	<b>.581</b>	<b>371</b>	<b>269</b>	<b>24</b>	<b>.577</b>	<b>20</b>

# YEAR-BY-YEAR SCORES



**JOHN STIEGELMEIER**

26 years, 199-112  
1 GWFC title (2007)  
3 MVFC titles (2016, 2020-21, 2022)  
12 FCS playoff appearances  
(2009, 2012-22)  
1 FCS National Championship  
(2022)

## 1997 (W-4, L-6)

Date	SDS	Opp
S13	17	at UC Davis 7
S20	7	at North Dakota 28
S27	7	Mankato State 21
O4	3	at South Dakota 21
O11	20	St. Cloud State 16
O18	21	at Nebraska-Omaha 31
O25	34	North Dakota State 27
N1	22	at Augustana 28
N8	7	Northern Colorado 17
N15	35	Morningside 20
	173	216

## 1998 (W-6, L-5)

Date	SDS	Opp
S5	56	Wisconsin-Stout 13
S12	13	UC Davis 30
S19	6	North Dakota 20
S26	10	at Minn. State, Mankato 24
O3	24	South Dakota 10
O10	27	at St. Cloud State 0
O17	30	Nebraska-Omaha [2 OT] 27
O24	32	at North Dakota State 35
O31	31	Augustana 28
N7	24	at Northern Colorado 44
N14	41	^Morningside 13
	294	244

^ Game played at Vermillion

## 1999 (W-8, L-3)

Date	SDS	Opp
S2	35	at Grand Valley State 20
S11	59	at Wayne State (Neb.) 31
S18	38	Augustana 41
S25	18	at Northern Colorado 35
O2	34	Morningside 30
O9	34	at Minn. State, Mankato 28
O16	7	North Dakota State 28
O23	21	North Dakota 7
O30	34	at Nebraska-Omaha 40
N6	43	at South Dakota 30
N13	28	St. Cloud State 19
	351	309

## 2000 (W-6, L-5)

Date	SDS	Opp
S2	36	Grand Valley State 27
S9	65	Wayne State (Neb.) 3
S16	25	at Augustana 24
S23	17	Northern Colorado 7
S30	51	Morningside 14
O7	17	Minnesota State, Mankato 21
O14	3	at North Dakota State 21
O21	0	at North Dakota 42
O28	7	Nebraska-Omaha 24
N4	28	South Dakota 41
N11	42	at St. Cloud State 31
	291	255

## 2001 (W-5, L-6)

Date	SDS	Opp
S1	34	Ferris State 24
S8	21	at Chadron State 31
S15	17	at Nebraska-Omaha 28
S22	30	St. Cloud State 24
S29	9	at North Dakota 44
O6	28	at Western Washington 45
O13	31	Augustana 21
O20	38	at North Dakota State 45
O27	20	at South Dakota 3
N3	21	Northern Colorado 36
N10	35	Minnesota State, Mankato 0
	284	301

## 2002 (W-6, L-4)

Date	SDS	Opp
S14	28	Chadron State 15
S21	38	Nebraska-Omaha 21
S28	24	at St. Cloud State 28
O5	13	North Dakota 21
O12	23	Western Washington 19
O19	33	at Augustana [3 OT] 39
O26	25	North Dakota State 20
N2	27	South Dakota 20
N9	17	at Northern Colorado 28
N16	39	at Minnesota State, Mankato 13
	267	224

## 2003 (W-7, L-4)

Date	SDS	Opp
S6	20	Northwest Missouri 0
S13	23	at Winona State 30
S20	37	at Western Oregon 10
S27	0	at North Dakota State 24
O4	17	at Nebraska-Omaha 34
O11	24	North Dakota 25
O18	38	Minnesota State Mankato 6
O25	22	at South Dakota 11
N1	27	St. Cloud State 24
N8	42	Augustana 22
N15	47	Humboldt State 6
	297	192

## DIVISION I (FCS) ERA

## 2004 (W-6, L-5)

Date	SDS	Opp
S4	0	at UC Davis 52
S11	45	Winona State 20
S18	38	Western Oregon 3
S25	31	at Southern 24
O2	7	at Cal Poly 14
O9	24	North Dakota State 21
O23	24	at Montana State 27
O30	7	at Georgia Southern 63
N6	38	Augustana 9
N13	17	at Southern Utah [2 OT] 23
N20	14	at Northern Colorado 7
	245	263

## 2005 (W-6, L-5)

Date	SDS	Opp
S3	42	Wisconsin-La Crosse 13
S10	69	Valparaiso 6
S17	0	at Montana 7
S24	16	Cal Poly 24
O1	12	at Texas State 42
O8	16	^UC Davis 14
O22	64	Missouri-Rolla 28
O29	42	Georgia Southern 55
N5	55	Southern Utah 7
N12	17	at North Dakota State 41
N19	30	Northern Colorado 14
	363	251

^ Game played at Sioux Falls

## 2006 (W-7, L-4)

Date	SDS	Opp
S2	3	Wisconsin-La Crosse 17
S9	7	at Montana 36
S16	17	at Northern Iowa 27
S23	24	at Nicholls State 17
S30	20	at McNeese State 17
O7	20	Central Arkansas 7
O21	29	at Cal Poly 28
O28	22	UC Davis 21
N4	34	William Penn (Iowa) 3
N11	31	at Southern Utah 21
N18	28	at North Dakota State 41
	235	235

## 2007 (W-7, L-4)

Date	SDS	Opp
A30	26	at Western Illinois [4 OT] 29
S8	17	at Youngstown State 23
S15	17	Northern Iowa 31
S22	38	Texas State 3
S29	45	Stephen F. Austin 0
O6	38	at Georgia Southern 41
O20	48	Cal Poly 35
O27	28	at UC Davis 21
N3	38	at Central Arkansas 10
N10	52	Southern Utah 27
N17	29	North Dakota State 24
	376	244

## 2008 (W-7, L-5)

Date	SDS	Opp
A28	17	at Iowa State 44
S6	40	Youngstown State 7
S13	24	Western Illinois 22
S20	20	at Northern Iowa 34
S27	50	at Stephen F. Austin 48
O4	44	McNeese State [3 OT] 46
O18	28	Cal Poly 42
O25	49	at Indiana State 9
N1	43	Missouri State 13
N8	52	Illinois State 21
N15	35	at Southern Illinois 38
N22	25	at North Dakota State 24
	427	348

## 2009 (W-8, L-4)

Date	SDS	Opp
S12	44	Georgia Southern 6
S19	41	Indiana State 0
S26	38	at Illinois State 17
O3	14	at Cal Poly 21
O10	24	at Missouri State 17
O17	28	North Dakota State 13
O24	24	Northern Iowa 14
O31	17	at Youngstown State 3
N7	15	Southern Illinois 34
N14	13	at Minnesota 16
N21	27	at Western Illinois 7

## NCAA Playoffs

N28	48	at Montana 61
	333	209

## 2010 (W-5, L-6)

Date	SDS	Opp
S11	3	at Delaware 26
S18	14	Illinois State 24
S25	3	at Nebraska 17
O2	14	at Northern Iowa 24
O9	33	Western Illinois 29
O16	31	at Southern Illinois 10
O23	30	Youngstown State 20
O30	30	at Indiana State 41
N6	31	Missouri State 10
N13	24	at North Dakota State 31
N20	21	North Dakota 0
	234	232

## 2011 (W-5, L-6)

Date	SDS	Opp
S3	29	Southern Utah 28
S10	3	at Illinois 56
S17	14	at Cal Poly 48
S24	13	at Illinois State 20
O1	28	Indiana State 38
O8	35	at Youngstown State 28
O15	14	Northern Iowa 31
O22	14	North Dakota State 38
O29	43	at Missouri State [2 OT] 36
N5	45	Southern Illinois 34
N12	27	at Western Illinois 7
	265	364

## 2012 (W-9, L-4)

Date	SDS	Opp
S1	17	at Kansas 31
S8	31	at Southeastern Louisiana 14
S15	12	UC Davis 8
S22	24	at Indiana State 10
S29	17	Missouri State 7
O13	31	Western Illinois 10
O20	6	at Northern Iowa 27
O27	41	Youngstown State 28
N3	16	at Southern Illinois 12
N10	17	at North Dakota State 20
N17	31	South Dakota 8

## NCAA Playoffs

N24	58	Eastern Illinois 10
D1	3	North Dakota State 28
	304	213

## 2013 (W-9, L-5)

Date	SDS	Opp
A31	55	Butler 14
S7	35	at North Dakota 28
S14	34	Southeastern Louisiana 26
S21	20	at Nebraska 59
S28	0	North Dakota State 20
O5	24	Southern Illinois 27
O12	38	at Western Illinois 14
O19	21	at Missouri State 35
O26	37	Northern Iowa [2 OT] 34
N9	29	Indiana State 0
N16	27	at South Dakota 12
N23	42	at Youngstown State 13
N30	26	at Northern Arizona 7
D7	17	at Eastern Washington 41
	405	330

## NCAA Playoffs

N30	26	at Northern Arizona 7
D7	17	at Eastern Washington 41
	405	330

# YEAR-BY-YEAR SCORES

2014 (W-9, L-5)				S17	31	Cal Poly	38
NCAA FCS Playoffs				O1	52	Western Illinois	14
Date	SDS		Opp	O8	45	at Southern Illinois	39
A30	18	at Missouri	38	O15	19	at North Dakota State	17
S6	44	Cal Poly	18	O22	24	Youngstown State	10
S13	26	at Southern Utah	6	O29	21	at Illinois State	38
S20	41	Wisconsin-Oshkosh	3	N5	49	Missouri State	24
O4	10	at Illinois State	45	N12	28	South Dakota	21
O11	32	Missouri State	28	N19	45	at Northern Iowa	24
O18	31	at Northern Iowa	28	NCAA Playoffs			
O25	27	Youngstown State	30	D3	10	Villanova	7
N1	17	at North Dakota State	37	D10	10	at North Dakota State	36
N8	32	at Indiana State	17	341			208
N15	59	Western Illinois	24	2017 (W-11, L-3)			
N22	37	South Dakota	14	NCAA FCS Playoffs			
NCAA Playoffs				Date	SDS		Opp
N29	47	at Montana State	40	A31	51	Duquesne	13
D6	24	at North Dakota State	27	S9	31	at Montana State	27
445			355	S16	51	Drake	10
				S30	7	at Youngstown State	19
2015 (W-8, L-4)				O7	49	Southern Illinois	14
NCAA FCS Playoffs				O14	18	Northern Iowa	38
Date	SDS		Opp	O21	62	at Missouri State	30
S5	41	at Kansas	38	O28	52	at Western Illinois	24
S12	55	Southern Utah	10	N4	33	North Dakota State	21
S26	34	Robert Morris (Pa.)	10	N11	27	Illinois State	[OT] 24
O3	7	North Dakota State	28	N18	31	at South Dakota	28
O10	24	Indiana State	7	NCAA Playoffs			
O17	38	at Youngstown State	8	D2	37	Northern Iowa	22
O24	7	Northern Iowa	10	D9	56	New Hampshire	14
O31	39	at Missouri State	0	D16	16	at James Madison	51
N7	25	Illinois State	20	521			335
N14	30	at South Dakota	23	2018 (W-10, L-3)			
N21	24	at Western Illinois	[2 OT] 30	NCAA FCS Playoffs			
NCAA Playoffs				Date	SDS		Opp
N28	17	at Montana	24	S8	45	Montana State	14
341			208	S15	90	Arkansas-Pine Bluff	6
2016 (W-9, L-4)				S29	17	at North Dakota State	21
MVFC Champion				O6	54	Indiana State	[OT] 51
NCAA FCS Playoffs				O13	36	Youngstown State	7
Date	SDS		Opp	O20	9	at Northern Iowa	24
S3	41	at TCU	59	O27	38	at Illinois State	28
S10	56	Drake	28	N3	59	Missouri State	7

N10	57	at Southern Illinois	38	O29	49	Indiana State	7
N17	49	South Dakota	27	N5	31	at Northern Iowa	28
NCAA Playoffs				N12	31	Illinois State	7
D1	51	Duquesne	6	NCAA Playoffs			
D8	27	at Kennesaw State	17	D3	42	Delaware	6
D14	21	at North Dakota State	44	D10	42	Holy Cross	21
553			290	D17	39	Montana State	18
				J8	45	^North Dakota State	21
				513			237

2019 (W-8, L-5)			
NCAA FCS Playoffs			
Date	SDS		Opp
A29	21	at Minnesota	28
S7	38	Long Island	3
S14	38	Drake	10
S21	43	Southern Utah	7
O5	28	Southern Illinois	10
O12	38	at Youngstown State	28
O19	42	at Indiana State	23
O26	16	North Dakota State	23
N2	35	at Missouri State	14
N9	18	Illinois State	27
N16	38	Northern Iowa	7
N23	21	at South Dakota	24
NCAA Playoffs			
D7	10	Northern Iowa	13
386			217

2020-21 (W-8, L-2)			
MVFC Champion			
NCAA FCS National Runner-Up			
Date	SDS		Opp
F19	24	at Northern Iowa	20
F27	17	at North Dakota	28
M6	45	Western Illinois	10
M13	19	Youngstown State	17
M20	44	at Southern Illinois	3
A17	27	at North Dakota State	17
NCAA Playoffs			
A24	31	Holy Cross	3
M2	31	Southern Illinois	26
M8	33	Delaware	3
M16	21	^Sam Houston	23
292			150

^ Game played at Frisco, Texas.  
Season February-May due to COVID-19 pandemic

2021 (W-11, L-4)			
NCAA FCS Playoffs			
Date	SDS		Opp
S3	42	at Colorado State	23
S11	52	Lindenwood	7
S25	44	at Indiana State	0
O2	55	Dixie State	7
O9	41	Southern Illinois	[OT] 42
O16	41	at Western Illinois	17
O23	17	Northern Iowa	26
O30	47	at Youngstown State	16
N6	27	North Dakota State	19
N13	20	at South Dakota	23
N20	24	North Dakota	21
NCAA Playoffs			
N27	56	UC Davis	24
D4	24	at Sacramento State	19
D11	35	at Villanova	21
D18	17	at Montana State	31
542			296

2022 (W-14, L-1)			
MVFC Champion			
NCAA FCS NATIONAL CHAMPION			
Date	SDS		Opp
S3	3	at Iowa	7
S10	24	UC Davis	22
S17	45	Butler	17
S24	28	at Missouri State	14
O1	34	Western Illinois	10
O8	28	South Dakota	3
O15	23	at North Dakota State	21
O22	49	at North Dakota	35

^ Game played at Frisco, Texas



**JIMMY ROGERS**

2 years, 27-3  
2 MVFC titles (2023, 2024)  
2 FCS playoff appearances (2023, 2024)  
1 FCS National Championship (2023)

2023 (W-15, L-0)			
MVFC Champion			
NCAA FCS NATIONAL CHAMPION			
Date	SDS		Opp
A31	45	Western Oregon	7
S9	20	Montana State	16
S16	70	#Drake	7
S30	42	North Dakota	21
O7	40	at Illinois State	21
O14	41	Northern Iowa	6
O21	17	at Southern Illinois	10
O28	37	at South Dakota	3
N4	33	North Dakota State	16
N11	34	at Youngstown State	0
N18	35	Missouri State	17
NCAA Playoffs			
D1	41	Mercer	0
D9	23	Villanova	12
D15	59	UAlbany	0
J7	23	^Montana	3
560			139

# Game played at Minneapolis, Minn.

^ Game played at Frisco, Texas

2024 (W-12, L-3)			
MVFC Champion			
NCAA FCS Playoffs			
Date	SDS		Opp
A31	20	at Oklahoma State	44
S7	45	Incarnate Word	24
S14	24	Augustana	3
S21	41	at Southeastern Louisiana	0
O5	41	at Northern Iowa	3
O12	63	Youngstown State	13
O19	9	at North Dakota State	13
O26	20	South Dakota	[OT] 17
N2	52	Murray State	6
N9	38	at North Dakota	7
N16	41	Southern Illinois	10
N23	45	at Missouri State	9
NCAA Playoffs			
D7	35	Montana	18
D14	55	Incarnate Word	14
D21	21	at North Dakota State	28
550			209

## COACHING HONORS

### STATS PERFORM FCS EDDIE ROBINSON AWARD

- John Stiegelmeier (2022)
- Jimmy Rogers (2023)

### AFCA FCS NATIONAL COACH OF THE YEAR

- John Stiegelmeier (2022)

### LIBERTY MUTUAL COACH OF THE YEAR FINALIST

- John Stiegelmeier (2007, 2009)

### SMALL COLLEGE REGIONAL COACH OF THE YEAR

- Ralph Ginn (1961, 1963)

### AFCA FCS REGION COACH OF THE YEAR

- John Stiegelmeier (2007, 2016, 2022)

### NORTH CENTRAL CONFERENCE COACH OF THE YEAR

- Wayne Haensel (1985)
- Mike Daly (1991)
- John Stiegelmeier (1999)

### GREAT WEST FOOTBALL CONFERENCE COACH OF THE YEAR

- John Stiegelmeier (2007)

### BRUCE CRADDOCK MISSOURI VALLEY FOOTBALL CONFERENCE COACH OF THE YEAR

- John Stiegelmeier (2016, 2022)

### FOOTBALL SCOOP FCS COORDINATOR OF THE YEAR

- Jimmy Rogers (2022)
- Zach Lujan (2023)

### AFCA FCS ASSISTANT COACH OF THE YEAR

- Jason Eck (2019)

# SERIES RECORDS

OPPONENT	RECORD	LAST MTG	OPPONENT	RECORD	LAST MTG	OPPONENT	RECORD	LAST MTG
UAlbany	1-0-0	2023	Iowa State	0-3-0	2008	St. John's (Minn.)	0-1-0	1953
Arizona	0-1-0	1956	James Madison	0-1-0	2017	St. Louis University	1-1-0	1929
Arkansas-Pine Bluff	1-0-0	2018	Kansas	1-2-0	2015	St. Norbert	1-1-0	1940
Arkansas State	1-1-0	1963	Kansas State	0-2-0	1960	St. Olaf	3-1-0	1950
Augustana	44-15-2	2024	Kennesaw State	1-0-0	2018	St. Thomas (Minn.)	5-2-0	1971
Bemidji State	3-1-0	1961	Lindenwood	1-0-0	2021	Sam Houston	0-1-0	2020-21
Bradley	0-1-0	1949	Long Island	1-0-0	2019	SDSU Army	1-0-0	1944
Buena Vista	2-1-0	1926	Loras	0-3-0	1948	Sioux Falls-City	0-2-0	1898
Butler	2-0-0	2022	Louisville	0-1-0	1978	Sioux Falls High	1-0-0	1900
California-Davis	7-2-0	2022	Loyola, Chicago	0-1-1	1930	Slippery Rock	1-0-0	1994
Cal Poly	3-6-0	2014	Luther	1-0-0	1936	South Dakota	58-52-7	2024
Carleton College	2-2-0	1950	Macalester	1-0-1	1920	South Dakota Mines	8-2-1	1996
Catholic University	0-1-0	1933	Madison High	1-0-0	1905	USD-Springfield (Southern)	2-0-0	1931
Central Arkansas	2-0-0	2007	Manitoba University	1-0-0	1946	Southeastern Louisiana	3-0-0	2024
Central (Iowa)	1-0-0	1947	Marquette	0-5-0	1958	Southern Illinois	11-4-0	2024
Central Missouri	2-0-0	1988	McNeese State	1-1-0	2008	Southern University (La.)	1-0-0	2004
Chadron State	1-1-0	2002	Mercer	1-0-0	2023	Southern Utah	7-1-0	2019
Cincinnati	0-1-0	1935	Michigan State	0-1-0	1924	Southwest Minnesota State	4-0-0	1993
Colorado State	1-2-0	2021	Minnesota	0-8-0	2019	Stephen F. Austin (Texas)	2-0-0	2008
Columbus College	2-0-2	1928	Minnesota B	1-0-0	1928	Tampa University (Fla.)	1-0-0	1967
Concordia-Moorhead	0-1-1	1945	Minnesota-Duluth	1-1-0	1967	TCU	0-1-0	2016
Creighton	6-3-1	1934	Minn. State, Mankato	15-19-0	2003	Texas State	1-1-0	2007
Dakota State	3-0-1	1908	Minn. State, Moorhead	3-1-0	1978	Toland's	1-0-0	1907
Dakota Wesleyan	12-9-2	1934	Minot State	0-1-0	1945	Toledo	1-1-0	1962
Dayton	0-1-0	1977	Missouri	0-1-0	2014	Trinity	1-0-0	1917
Delaware	2-1-0	2022	Missouri-Rolla	2-0-0	2005	Valparaiso	1-0-0	2005
DePaul	0-2-0	1937	Missouri State	13-1-0	2024	Villanova	3-0-0	2023
Des Moines University	1-0-0	1927	Montana	2-8-0	2024	Watertown-City	1-0-0	1898
Detroit University	1-1-0	1927	Montana State	7-11-0	2023	Wayne State (Mich.)	1-2-0	1971
Dixie State	1-0-0	2021	Morningside	56-15-4	2000	Wayne State (Neb.)	2-0-0	2000
Drake	6-8-0	2023	Murray State	1-0-0	2024	Weber State	0-3-0	1976
Duquense	2-1-0	2018	Nebraska	0-3-0	2013	Western Illinois	13-5-0	2022
Eastern Illinois	1-0-0	2012	Nebraska-Kearney	1-1-0	1991	Western Oregon	3-0-0	2023
Eastern Michigan	1-2-0	1971	Nebraska-Omaha	21-13-1	2003	Western State (Colo.)	1-0-0	1973
Eastern Montana	1-0-0	1972	Nebraska Wesleyan	0-0-1	1925	Western Union	2-0-0	1929
Eastern Washington	0-1-0	2013	Nevada-Las Vegas	0-2-0	1975	Western Washington	1-1-0	2002
Emporia State	1-0-0	1951	New Hampshire	1-0-0	2017	West Texas State	0-1-0	1939
Ferris State	1-0-0	2001	Nicholls State	1-0-0	2006	Wichita State	1-4-0	1955
Flandreau-City	5-0-0	1904	North Dakota	38-47-5	2024	William Penn (Iowa)	1-0-0	2006
Flandreau Indian	3-1-0	1907	North Dakota State	47-65-5	2024	Winona State	1-1-0	2004
Fresno State	0-1-0	1964	Northern Arizona	1-1-0	2013	Wisconsin	1-8-0	1937
Georgia Southern	1-3-0	2009	Northern Colorado	15-18	2005	Wisconsin-La Crosse	3-2-0	2006
Grand Valley State	2-0-0	2000	Northern Iowa	26-33-2	2024	Wisconsin-Oshkosh	1-0-0	2014
Gustavus Adolphus	2-0-0	1936	Northern State	12-0-0	1941	Wisconsin-Stevens Point	1-0-0	1986
Hamline	5-1-0	1975	Northwestern (Iowa)	1-1-0	1974	Wisconsin-Stout	2-0-0	1998
Hawaii	1-0-0	1926	Northwest Missouri State	3-1-0	2003	Wisconsin-Whitewater	1-0-0	1979
Holy Cross	2-0-0	2022	Oklahoma City	0-1-0	1946	Wyoming	0-1-0	1984
Humboldt State	1-0-0	2003	Oklahoma State	0-1-0	2024	Yankton College	9-4-1	1939
Huron College	22-3-0	1929	Parsons	0-1-0	1965	Youngstown State (Ohio)	18-7-0	2024
Idaho	1-0-0	1979	Pipestone-City	2-0-0	1904	<b>Total</b>	<b>671-478-38</b>	
Idaho State	2-0-0	1968	Portland State (Ore.)	0-3-0	1984			
Illinois	0-1-0	2011	Quantico Marines	1-0-0	1972			
Illinois State	7-5-0	2023	Regis (Colo.)	1-0-0	1927			
Incarnate Word	2-0-0	2024	Robert Morris (Pa.)	1-0-0	2015			
Indiana State	10-2-0	2022	Sacramento State	1-0-0	2021			
Iowa	0-1-0	2022	St. Cloud State	25-8-0	2003			

# SERIES SCORES

## UALBANY

Overall: 1-0

Home: 1-0; Away: 0-0

12-15-2023 (H) \*W, 59-0

\* FCS Playoff Game

## ARIZONA

Overall: 0-1

Home: 0-0; Away: 0-1

9-29-1956 (A) L, 0-60

## ARKANSAS-PINE BLUFF

Overall: 1-0

Home: 1-0; Away: 0-0

9-15-2018 (H) W, 90-6

## ARKANSAS STATE

Overall: 1-1

Home: 0-1; Away: 1-0

9-22-1962 (H) L, 7-9

11-16-1963 (A) W, 16-14

## AUGUSTANA

Overall: 44-15-2

H: 25-6-0; A: 19-9-2

1931 (A) W, 49-0

10-19-1946 (H) W, 26-6

10-18-1947 (A) W, 33-12

10-23-1948 (H) W, 20-6

10-15-1949 (A) W, 28-0

9-29-1950 (H) W, 20-12

9-29-1951 (A) W, 58-7

10-3-1952 (H) W, 47-6

10-10-1953 (A) W, 55-0

10-9-1954 (H) W, 68-0

10-8-1955 (A) W, 28-0

10-6-1956 (H) L, 20-21

10-5-1957 (A) W, 16-0

10-4-1958 (H) W, 20-6

10-3-1959 (A) L, 0-13

10-1-1960 (H) L, 20-21

10-7-1961 (A) W, 41-14

10-6-1962 (H) W, 28-7

10-5-1963 (A) W, 28-8

9-26-1964 (H) W, 27-14

9-25-1965 (A) T, 14-14

11-12-1966 (H) W, 19-13

11-11-1967 (A) L, 17-21

11-2-1968 (H) W, 47-27

11-1-1969 (A) W, 42-0

10-24-1970 (H) L, 6-22

10-23-1971 (A) W, 16-15

10-7-1972 (H) W, 25-14

10-6-1973 (A) T, 21-21

9-28-1974 (H) W, 35-6

9-27-1975 (A) L, 17-31

11-13-1976 (H) W, 41-25

11-12-1977 (A) W, 14-10

10-7-1978 (A) W, 19-7

9-29-1979 (H) W, 28-26

9-20-1980 (A) L, 7-34

10-31-1981 (H) L, 31-34

10-23-1982 (A) L, 10-13

10-22-1983 (H) W, 13-9

10-20-1984 (A) W, 42-14

10-26-1985 (H) W, 31-19

10-25-1986 (A) W, 40-7

10-10-1987 (A)

L, 17-28

10-8-1988 (H)

W, 37-22

10-21-1989 (A)

L, 20-29

10-20-1990 (H)

L, 0-31

10-26-1991 (A)

W, 31-20

10-24-1992 (H)

L, 14-20

10-30-1993 (H)

W, 35-25

10-29-1994 (A)

W, 33-15

9-16-1995 (H)

W, 37-15

9-21-1996 (A)

W, 27-14

11-1-1997 (A)

L, 22-28

10-31-1998 (H)

W, 31-28

9-18-1999 (H)

W, 38-31

9-16-2000 (A)

W, 25-24

10-13-2001 (H)

W, 31-21

10-19-2002 (A) [2 OT] L, 33-39

11-8-2003 (H)

W, 42-22

11-6-2004 (H)

W, 38-9

9-14-2024 (H)

W, 24-3

10-3-2009 (A)

L, 14-21

9-17-2011 (A)

L, 14-48

9-6-2014 (H)

W, 44-18

9-17-2016 (H)

L, 31-38

## CARLETON

Overall: 2-2

1912

L, 0-34

1913

L, 7-25

11-7-1942 (H)

W, 20-14

11-11-1950 (A)

W, 41-14

## CATHOLIC UNIVERSITY

Overall: 0-1

Home: 0-0; Away: 0-1

1933 (A)

L, 6-26

## CENTRAL ARKANSAS

Overall: 2-0

Home: 1-0; Away: 1-0

10-7-2006 (H)

W, 20-7

11-3-2007 (A)

W, 38-10

## CENTRAL COLLEGE

Overall: 1-0

Home: 1-0; Away: 0-0

10-3-1947

W, 39-6

## CENTRAL MISSOURI

Overall: 2-0

Home: 1-0; Away: 1-0

9-5-1987 (A)

W, 21-17

9-3-1988 (H)

W, 31-24

## CHADRON STATE

Overall: 1-1

Home: 1-0; Away: 0-1

9-8-2001 (A)

L, 21-31

9-14-2002 (H)

W, 28-15

## CINCINNATI

Overall: 0-1

1935

L, 0-38

## COLORADO STATE

Overall: 1-2

Home: 0-1; Away: 1-1

11-6-1965 (A)

L, 20-52

9-24-1966 (H)

L, 14-45

9-3-2021 (A)

W, 42-23

## COLUMBUS COLLEGE

Overall: 2-0-2

1922

W, 85-0

1926

T, 7-7

1927

T, 7-7

1928

W, 18-0

## CONCORDIA (MOORHEAD)

Overall: 0-1-1

1943

L, 7-27

1945

T, 13-13

## CREIGHTON

Overall: 6-3-1

1919

L, 0-7

1921

W, 7-0

1922

W, 25-14

1923

W, 27-20

1924

W, 10-7

1925

L, 0-19

1926

T, 8-8

1927

L, 0-14

1928

W, 18-6

1934

W, 14-0

## DAKOTA STATE

Overall: 3-0-1

1899

W, 12-5

1899

W, 23-0

1904

W, 11-5

1908

T, 0-0

Also known as Madison Normal

## DAKOTA WESLEYAN

Overall: 12-9-2

1899

L, 0-57

1901

L, 5-22

1904

L, 5-6

1904

L, 0-10

1905

L, 0-24

1906

W, 11-4

1907

W, 5-0

1908

L, 0-6

1909

L, 0-3

1910

T, 0-0

1911

L, 0-22

1912

T, 0-0

1913

W, 38-3

1914

L, 0-21

1915

W, 6-0

1919

W, 7-0

1920

W, 6-0

1923

W, 44-0

1925

W, 7-0

1928

W, 63-0

1929

W, 49-0

1931

W, 39-0

1934

W, 38-0

Also known as Mitchell University

## DAYTON

Overall: 0-1

Home: 0-0; Away: 0-1

9-17-1977

L, 14-28

## DELAWARE

Overall: 2-1

Home: 2-0; Away: 0-1

9-11-2010 (A)

L, 3-26

5-8-2021 (H)

\*W, 33-3

10-3-2022 (H)

\*W, 42-6

\* FCS Playoff Game

## DePAUL

Overall: 0-2

1931

L, 20-34

1937

L, 7-44

## DES MOINES UNIVERSITY

Overall: 1-0

1927

W, 15-0

## DETROIT UNIVERSITY

Overall: 1-1

1926

W, 3-0

1927

L, 0-38

## DIXIE STATE

Overall: 1-0

# SERIES SCORES

<b>EASTERN WASHINGTON</b> Overall: 0-1 Home: 0-0; Away: 0-1 12-7-2013 (A) *L, 17-41 * FCS Playoff Game	<b>HAMLIN</b> Overall: 5-1 1913 L, 0-21 1914 W, 28-10 1916 W, 7-0 1920 W, 14-0 1945 W, 25-0 9-6-1975 (H) W, 49-6	<b>ILLINOIS</b> Overall: 0-1 Home: 0-0; Away: 0-1 9-10-2011 (A) L, 3-56	<b>KANSAS</b> Overall: 1-2 Home: 0-0; Away: 1-2 10-11-1947 (A) L, 6-86 9-1-2012 (A) L, 17-31 9-5-2015 (A) W, 41-38	<b>MARQUETTE</b> Overall: 0-5 1911 L, 0-16 1923 L, 0-13 1925 L, 0-6 9-19-1953 (A) L, 13-46 9-20-1958 (A) L, 7-18
<b>EMPORIA STATE</b> Overall: 1-0 Home: 1-0; Away: 0-0 10-6-1951 (H) W, 34-14	<b>HAWAII</b> Overall: 1-0 Home: 0-0; Away: 1-0 1926 (A) W, 9-3	<b>ILLINOIS STATE</b> Overall: 7-5 Home: 4-2; Away: 3-3 11-8-2008 (H) W, 52-21 9-26-2009 (A) W, 38-17 9-18-2010 (H) L, 14-24 9-24-2011 (A) L, 13-20 10-4-2014 (A) L, 10-45 11-7-2015 (H) W, 25-20 10-29-2016 (A) L, 21-38 11-11-2017 (H) [OT] W, 27-24 10-27-2018 (A) W, 38-28 11-9-2019 (H) L, 18-27 11-12-2022 (H) W, 31-7 10-7-2023 (A) W, 40-21	<b>KANSAS STATE</b> Overall: 0-2 Home: 0-1; Away: 0-1 9-26-1959 (H) L, 12-28 9-17-1960 (A) L, 6-20	<b>McNEESE STATE</b> Overall: 1-1 Home: 0-1; Away: 1-0 9-30-2006 (A) W, 20-17 10-4-2008 (H) [3 OT] L, 44-46
<b>FERRIS STATE</b> Overall: 1-0 Home: 1-0; Away: 0-0 9-1-2001 (H) W, 34-24	<b>HOLY CROSS</b> Overall: 2-0 Home: 2-0; Away: 0-0 4-24-2021 (H) *W, 31-3 12-10-2022 (H) *W, 42-21 * FCS Playoff Game		<b>KENNESAW STATE</b> Overall: 1-0 Home: 0-0; Away: 1-0 12-18-2018 (A) *W, 27-17 * FCS Playoff Game	<b>MERCER</b> Overall: 1-0 Home: 1-0; Away: 0-0 12-2-2023 (H) *W, 41-0 * FCS Playoff Game
<b>FLANDREAU</b> Overall: 5-0 1900 W, 33-0 1900 W, 23-0 1901 W, 42-0 1903 W, 28-0 1904 W, 15-0	<b>HUMBOLDT STATE</b> Overall: 1-0 Home: 1-0; Away: 0-0 11-15-2003 (H) W, 47-6	<b>INCARNATE WORD</b> Overall: 2-0 Home: 2-0; Away: 0-0 9-7-2024 (H) W, 45-24 12-14-2024 (H) *W, 55-14 * FCS Playoff Game	<b>LINDENWOOD</b> Overall: 1-0 Home: 1-0; Away: 0-0 9-11-2021 (H) W, 52-7	<b>MICHIGAN STATE</b> Overall: 0-1 1924 L, 0-9
<b>FLANDREAU INDIAN SCHOOL</b> Overall: 3-1 1902 L, 5-6 1902 W, 28-0 1905 W, 46-0 1907 W, 48-0	<b>HURON</b> Overall: 22-3 1899 W, 55-0 1901 W, 38-0 1902 W, 17-0 1903 L, 0-10 1904 W, 15-0 1906 W, 36-4 1907 L, 0-4 1907 W, 8-4 1908 L, 0-17 1909 W, 44-0 1910 W, 41-0 1911 W, 11-0 1912 W, 20-3 1913 W, 47-0 1913 W, 12-7 1914 W, 13-0 1914 W, 19-7 1915 W, 39-0 1915 W, 25-0 1916 W, 38-0 1921 W, 60-0 1926 W, 35-0 1927 W, 67-0 1928 W, 14-0 1929 W, 59-0	<b>INDIANA STATE</b> Overall: 9-2 Home: 4-1; Away: 5-1 10-25-2008 (A) W, 49-9 9-19-2009 (H) W, 41-0 10-30-2010 (A) L, 30-41 10-1-2011 (H) L, 28-38 9-22-2012 (A) W, 24-10 11-9-2013 (H) W, 29-0 11-8-2014 (A) W, 32-17 10-10-2015 (H) W, 24-7 10-6-2018 (H) [OT] W, 54-51 10-19-2019 (A) W, 42-23 9-25-2021 (A) W, 44-0 10-29-2022 (H) W, 49-7	<b>LONG ISLAND</b> Overall: 1-0 Home: 1-0; Away: 0-0 9-7-2019 (H) W, 38-3	<b>MINNESOTA</b> Overall: 0-8 Home: 0-0; Away: 0-8 11-11-1905 (A) L, 0-81 10-17-1916 (A) L, 7-41 11-13-1917 (A) L, 0-64 9-27-1930 (A) L, 0-48 10-1-1932 (A) L, 0-12 9-30-1933 (A) L, 6-19 11-14-2009 (A) L, 13-16 8-29-2019 (A) L, 21-28
<b>GEORGIA SOUTHERN</b> Overall: 1-3 Home: 1-1; Away: 0-2 10-30-2004 (A) L, 7-63 10-29-2005 (H) L, 42-55 10-6-2007 (A) L, 38-41 9-12-2009 (H) W, 44-6		<b>IOWA</b> Overall: 0-1 Home: 0-0; Away: 0-1 9-3-2022 (A) L, 3-7	<b>LORAS</b> Overall: 0-3 Home: 0-1; Away: 0-2 9-21-1946 (A) L, 18-23 9-20-1947 (A) L, 0-28 9-24-1948 (H) L, 6-20	<b>MINNESOTA-B</b> Overall: 1-0 1928 W, 31-0
<b>GRAND VALLEY STATE</b> Overall: 2-0 Home: 1-0; Away: 0-0; Neutral: 1-0 9-2-1999 (N) W, 35-20 9-2-2000 (H) W, 36-27 Note: 1999 game played in Grand Rapids, Mich.	<b>IDAHO</b> Overall: 1-0 Home: 0-0; Away: 1-0 11-17-1979 (A) W, 27-13	<b>IOWA STATE</b> Overall: 0-3 Home: 0-0; Away: 0-3 9-20-1952 (A) L, 19-57 9-18-1954 (A) L, 6-34 8-28-2008 (A) L, 17-44	<b>LOUISVILLE</b> Overall: 0-1 Home: 0-0; Away: 0-1 9-9-1978 (A) L, 7-54	<b>MINNESOTA-DULUTH</b> Overall: 1-1 Home: 0-1; Away: 0-1 9-17-1966 (A) W, 27-0 9-16-1967 (H) L, 7-12
	<b>IDAHO STATE</b> Overall: 2-0 Home: 1-0; Away: 1-0 9-23-1967 (A) W, 24-22 11-9-1968 (H) W, 41-22	<b>JAMES MADISON</b> Overall: 0-1 Home: 0-0; Away: 0-1 12-16-2017 (A) *L, 16-51 * FCS Playoff Game * FCS Playoff Game	<b>LOYOLA (CHICAGO)</b> Overall: 0-1-1 1929 L, 7-21 1930 T, 7-7	<b>MINNESOTA STATE, MANKATO</b> Overall: 15-19 Home: 9-9; Away: 6-9; Neutral: 0-1 9-18-1037 (H) W, 40-7 10-1-1954 (H) W, 66-0 11-9-1957 (A) W, 20-6 11-14-1964 (H) L, 6-7 11-13-1965 (A) L, 7-14 9-19-1970 (A) L, 19-43 9-18-1971 (H) L, 0-10 9-16-1972 (A) L, 17-24 9-15-1973 (H) L, 0-21 9-14-1974 (A) W, 45-14 9-13-1975 (H) W, 10-0 11-6-1982 (A) L, 21-23 9-3-1983 (H) W, 21-14 11-5-1983 (A) L, 27-30
<b>GUSTAVUS ADOLPHUS</b> Overall: 2-0 1917 W, 64-0 1936 W, 12-7			<b>LUTHER</b> Overall: 1-0 1936 W, 13-6	
			<b>MACALESTER</b> Overall: 1-0-1 1917 W, 18-0 1920 T, 7-7	
			<b>MADISON HIGH</b> Overall: 1-0 1905 W, 28-0	
			<b>MANITOBA</b> Overall: 1-0 Home: 1-0; Away: 0-0 10-5-1946 W, 61-0	

# SERIES SCORES

## vs. MINNESOTA STATE, MANKATO (cont.)

11-3-1984 (H)	L, 24-30
11-2-1985 (A)	L, 31-38
11-1-1986 (H)	L, 7-21
11-14-1987 (H)	L, 21-26
11-12-1988 (A)	W, 42-10
9-30-1989 (A)	L, 12-31
9-29-1990 (H)	L, 15-33
9-9-1991 (N)	L, 0-23
11-7-1992 (H)	W, 34-30
11-6-1993 (A)	W, 60-42
11-5-1994 (H)	L, 17-18
11-11-1995 (A)	W, 39-32
11-16-1996 (H)	W, 31-27
9-27-1997 (H)	L, 7-21
9-26-1998 (A)	L, 10-24
10-9-1999 (A)	W, 34-28
10-7-2000 (H)	L, 17-21
11-10-2001 (H)	W, 35-0
11-16-2002 (A)	W, 39-13
10-18-2003 (H)	W, 38-6

Notes: 1991 game played at Vermillion, South Dakota  
Minnesota State, Mankato also known as Mankato Teachers, Mankato State

## MINNESOTA STATE, MOORHEAD

Overall: 3-1

1938	W, 14-6
1939	W, 20-7
9-10-1948 (H)	W, 21-7
9-16-1978 (H)	L, 7-12

## MINOT STATE

Overall: 0-1

Home: 0-0; Away: 0-1

1945 (A)	L, 6-33
----------	---------

## MISSOURI

Overall: 0-1

Home: 0-0; Away: 0-1

8-30-2014 (A)	L, 18-38
---------------	----------

## MISSOURI-ROLLA

Overall: 2-0

Home: 2-0; Away: 0-0

9-23-1972 (H)	W, 49-0
10-22-2005 (H)	W, 64-28

Currently known as Missouri S&T

## MISSOURI STATE

Overall: 14-1

Home: 7-0; Away: 7-1

11-1-2008 (H)	W, 43-13
10-10-2009 (A)	W, 24-17
11-6-2010 (H)	W, 31-10
10-29-2011 (A)	[2 OT] W, 43-36
9-29-2012 (H)	W, 17-7
10-19-2013 (A)	L, 21-35
10-11-2014 (H)	W, 32-28
10-31-2015 (A)	W, 39-0
11-5-2016 (H)	W, 49-24
10-21-2017 (A)	W, 62-30
11-3-2018 (H)	W, 59-7
11-2-2019 (A)	W, 35-14
9-24-2022 (A)	W, 28-14

11-18-2023 (H)	W, 35-17
11-23-2024 (A)	W, 45-9

## MONTANA

Overall: 2-8

Home: 1-1; Away: 0-7;

Neutral: 1-0

11-15-1969 (A)	L, 0-58
11-14-1970 (H)	L, 0-24
9-10-1988 (A)	L, 16-41
9-4-1993 (A)	L, 48-52
9-17-2005 (A)	L, 0-7
9-9-2006 (A)	L, 7-36
11-28-2009 (A)	*L, 48-61
11-28-2015 (A)	*L, 17-24
1-7-2024 (N)	^*W, 23-3
12-7-2024 (H)	*W, 35-18

\* FCS Playoff Game

^ FCS Championship Game; Frisco, Texas

## MONTANA STATE

Overall: 7-11

Home: 4-4; Away: 2-4;

Neutral: 1-3

9-15-1956 (N)	L, 14-33
9-14-1957 (H)	L, 6-13
9-27-1958 (A)	L, 6-23
9-12-1959 (H)	L, 0-27
9-24-1960 (H)	W, 20-14
9-30-1961 (A)	L, 12-17
9-29-1962 (H)	L, 10-14
9-14-1963 (N)	W, 9-6
9-12-1964 (H)	L, 10-46
9-11-1965 (N)	L, 0-22
9-10-1966 (N)	L, 6-41
10-23-2004 (A)	L, 24-27
11-29-2014 (A)	*W, 47-40
9-9-2017 (A)	W, 31-27
9-8-2018 (H)	W, 45-14
12-18-2021 (A)	*L, 17-31
12-17-2022 (H)	*W, 39-18
9-9-2023 (H)	W, 20-16

\* FCS Playoff Game  
All neutral-site games played in Great Falls, Mont.

## MORNINGSIDE

Overall: 56-15-4

1922	W, 48-0
1923	L, 24-26
1924	W, 34-0
1926	W, 21-6
1927	W, 44-7
1928	W, 13-7
1929	W, 28-0
1930	L, 0-13
1931	W, 20-0
1932	W, 26-6
1933	W, 21-6
1934	L, 7-13
1935	W, 12-6
1936	L, 0-13
1937	L, 0-7
1938	W, 14-13
1939	W, 34-13
1940	T, 6-6
11-8-1941 (H)	W, 3-0
10-10-1942 (A)	W, 3-0
11-9-1946 (H)	T, 0-0
11-8-1947 (A)	W, 13-0
11-5-1948 (H)	L, 13-18

9-24-1949 (A)	W, 27-20
9-23-1950 (H)	W, 31-7
9-22-1951 (A)	W, 28-26
11-1-1952 (H)	W, 39-25
11-7-1953 (A)	W, 31-29
11-5-1954 (H)	L, 34-39
11-5-1955 (A)	T, 21-21
11-3-1956 (H)	W, 28-13
11-2-1957 (A)	T, 7-7
11-1-1958 (H)	W, 26-6
10-31-1959 (A)	L, 32-34
10-29-1960 (H)	W, 22-0
11-4-1961 (A)	W, 56-0
11-10-1962 (H)	W, 41-7
11-9-1963 (A)	W, 28-22
10-24-1964 (H)	W, 32-21
10-23-1965 (A)	L, 20-25
10-8-1966 (H)	L, 21-41
10-7-1967 (A)	W, 24-15
9-28-1968 (H)	W, 43-14
9-27-1969 (A)	L, 22-32
11-7-1970 (H)	W, 44-24
11-6-1971 (A)	L, 12-21
11-11-1972 (H)	W, 35-0
11-10-1973 (A)	W, 52-12
10-26-1974 (H)	W, 27-8
10-25-1975 (A)	W, 17-0
10-9-1976 (H)	W, 14-0
10-8-1977 (A)	W, 44-20
9-23-1978 (H)	W, 41-17
11-3-1979 (A)	W, 24-0
10-25-1980 (H)	W, 17-6
10-17-1981 (A)	L, 23-28
10-9-1982 (H)	W, 35-0
9-17-1983 (A)	W, 17-10
9-15-1984 (H)	L, 25-27
10-5-1985 (A)	W, 25-14
10-4-1986 (H)	W, 24-14
10-17-1987 (H)	W, 38-14
10-15-1988 (A)	W, 49-10
10-28-1989 (H)	W, 13-12
10-27-1990 (A)	L, 20-67
10-19-1991 (H)	W, 27-17
10-17-1992 (A)	(forfeit) W, 1-0
10-2-1993 (A)	W, 30-20
10-1-1994 (H)	W, 56-17
10-21-1995 (A)	W, 39-17
10-26-1996 (H)	W, 31-13
11-15-1997 (H)	W, 35-20
11-14-1998 (N)	W, 41-13
10-2-1999 (H)	W, 34-30
9-30-2000 (H)	W, 51-14

1998 neutral-site game played in Vermillion

## MURRAY STATE

Overall: 1-0

Home: 1-0; Away: 0-0

11-2-2024 (H)	W, 52-6
---------------	---------

## NEBRASKA

Overall: 0-3

Home: 0-0; Away: 0-3

9-21-1963 (A)	L, 7-58
9-25-2010 (A)	L, 3-17
9-21-2013 (A)	L, 20-59

## NEBRASKA- KEARNEY

Overall: 1-1

Home: 1-0; Away: 0-1

9-1-1990 (A)	L, 28-35
9-7-1991 (H)	W, 16-13

## NEBRASKA-OMAHA

Overall: 21-13-1

1936	T, 0-0
1937	W, 20-0
1938	W, 28-6
1939	W, 7-6
1940	W, 12-7
10-4-1941 (A)	L, 0-12
10-3-1942 (H)	W, 20-0
9-20-1975 (A)	W, 56-14
9-24-1977 (H)	W, 34-2
10-21-1978 (A)	L, 14-16
10-13-1979 (H)	W, 31-14
10-4-1980 (A)	L, 17-40
9-26-1981 (H)	W, 17-10
9-18-1982 (A)	W, 22-11
10-8-1983 (A)	L, 16-44
10-6-1984 (H)	L, 24-27
9-21-1985 (H)	W, 45-28
9-20-1986 (A)	L, 13-19
10-3-1987 (H)	W, 28-24
10-1-1988 (A)	W, 16-3
11-11-1989 (H)	W, 12-10
11-10-1990 (A)	W, 34-31
10-5-1991 (A)	W, 21-13
10-3-1992 (H)	W, 21-0
10-16-1993 (H)	W, 50-10
10-15-1994 (A)	W, 20-8
11-4-1995 (H)	L, 28-44
11-9-1996 (A)	L, 17-19
10-18-1997 (A)	L, 21-31
10-17-1998 (H)	[2 OT] W, 30-27
10-30-1999 (A)	L, 34-40
10-28-2000 (H)	L, 7-24
9-15-2001 (A)	L, 17-28
9-21-2002 (H)	W, 38-21
10-4-2003 (A)	L, 17-34

## NEBRASKA WESLEYAN

Overall: 0-0-1

1925	T, 3-3
------	--------

## NEVADA- LAS VEGAS

Overall: 0-2

Home: 0-0; Away: 0-2

11-9-1974 (A)	L, 21-24
11-8-1975 (A)	L, 23-38

## NEW HAMPSHIRE

Overall: 1-0

Home: 1-0; Away: 0-0

11-9-2017 (H)	*W, 56-14
---------------	-----------

\* FCS Playoff Game

## NICHOLLS STATE

Overall: 1-0

Home: 0-0; Away: 1-0

9-23-2006 (A)	W, 24-17
---------------	----------

## NORTH DAKOTA

Overall: 38-47-5

1906	W, 5-4
1907	L, 6-24
1914	W, 14-3
1915	T, 0-0
1916	W, 14-7
1917	W, 13-6
1919	W, 9-7
1920	L, 3-6
1921	W, 27-14
1922	L, 6-16
1923	L, 6-12
1924	W, 7-6
1926	W, 6-0
1928	L, 0-6
1929	L, 6-7
1930	L, 0-21
1931	L, 6-34
1932	L, 0-13
1933	W, 18-2
1934	L, 0-6
1935	T, 6-6
1936	L, 6-33
1938	L, 0-37
1939	W, 14-13
1940	L, 0-6
10-18-1941 (H)	L, 15-33
10-16-1942 (A)	L, 8-19
10-2-1948 (H)	L, 6-31
10-22-1949 (A)	L, 0-19
10-21-1950 (H)	T, 21-21
10-13-1951 (A)	W, 21-12
10-18-1952 (H)	W, 60-6
10-3-1953 (A)	T, 13-13
10-23-1954 (H)	W, 34-20
10-1-1955 (A)	W, 14-6
10-13-1956 (H)	W, 14-13
10-12-1957 (A)	W, 53-21
10-11-1958 (H)	L, 12-30
10-10-1959 (A)	W, 6-0
10-8-1960 (H)	L, 23-27
10-14-1961 (A)	L, 13-14
10-13-1962 (H)	W, 26-0
10-12-1963 (A)	W, 7-6
10-10-1964 (H)	L, 28-35
10-9-1965 (A)	L, 7-14
10-15-1966 (H)	L, 0-43
10-14-1967 (A)	L, 7-9
10-12-1968 (H)	L, 16-21
10-11-1969 (A)	W, 19-13
10-10-1970 (H)	L, 3-36
10-9-1971 (A)	L, 7-35
10-14-1972 (H)	L, 21-51
10-13-1973 (A)	L, 20-28
10-12-1974 (H)	W, 55-6
10-11-1975 (A)	L, 14-35
10-16-1976 (H)	W, 28-6
10-15-1977 (A)	T, 6-6
9-30-1978 (A)	W, 30-19
9-22-1979 (H)	L, 0-13
11-1-1980 (A)	L, 13-47
10-24-1981 (H)	W, 28-16
10-16-1982 (A)	L, 13-34
9-24-1983 (A)	W, 28-27
9-22-1984 (H)	L, 7-46
9-28-1985 (H)	W, 29-23
9-27-1986 (A)	W, 52-21
10-31-1987 (H)	W, 24-9
10-29-1988 (A)	L, 34-35

# SERIES SCORES

## vs. NORTH DAKOTA (cont.)

9-16-1989 (A)	W, 23-13
9-15-1990 (H)	L, 21-24
9-21-1991 (A)	L, 10-36
9-19-1992 (H)	L, 3-14
11-13-1993 (H)	W, 28-0
11-12-1994 (A)	L, 6-32
9-30-1995 (A)	L, 3-14
10-5-1996 (H)	W, 28-23
9-20-1997 (A)	L, 7-28
9-19-1998 (H)	L, 6-20
10-23-1999 (H)	W, 21-7
10-21-2000 (A)	L, 0-42
9-29-2001 (A)	L, 9-44
10-5-2002 (H)	L, 13-21
10-11-2003 (H)	L, 24-25
11-20-2010 (H)	W, 21-0
9-7-2013 (A)	W, 35-28
2-27-2021 (A)	L, 17-28
11-20-2021 (H)	W, 24-21
10-22-2022 (A)	W, 49-35
9-30-2023 (H)	W, 42-21
11-9-2024 (A)	W, 38-7

## NORTH DAKOTA STATE

Overall: 47-65-5

Home: 28-25-1; Away: 16-40-4;

Neutral: 3-0-0

10-19-1903 (A)	L, 0-85
10-23-1908 (A)	W, 11-5
10-22-1909 (H)	L, 5-11
10-21-1910 (A)	W, 6-3
10-28-1911 (H)	W, 14-3
10-18-1913 (N)	W, 7-6
11-13-1915 (N)	W, 21-0
11-16-1917 (H)	W, 21-14
10-25-1919 (A)	T, 0-0
10-23-1920 (H)	W, 27-7
10-22-1921 (A)	W, 54-0
11-11-1922 (H)	W, 13-0
10-13-1923 (A)	L, 13-14
10-4-1924 (H)	W, 14-0
10-17-1925 (A)	T, 3-3
10-16-1926 (H)	W, 21-0
10-15-1927 (A)	W, 34-0
11-10-1928 (H)	W, 27-6
10-19-1929 (A)	T, 0-0
11-15-1930 (H)	L, 0-24
10-24-1931 (A)	W, 7-0
10-8-1932 (H)	L, 6-12
10-14-1933 (A)	W, 13-7
11-10-1934 (H)	W, 38-0
10-12-1935 (A)	L, 6-7
11-14-1936 (H)	L, 0-7
10-9-1937 (A)	W, 13-6
11-12-1938 (H)	L, 6-13
10-14-1939 (A)	W, 6-0
11-1-1940 (H)	W, 7-0
10-11-1941 (A)	L, 0-25
10-31-1942 (H)	W, 14-0
10-12-1946 (A)	L, 0-6
11-1-1947 (H)	W, 7-0
10-16-1948 (A)	W, 7-6
11-4-1949 (H)	W, 33-13
10-14-1950 (A)	W, 60-0
10-20-1951 (H)	T, 7-7
10-11-1952 (A)	L, 14-48

10-24-1953 (H)	W, 32-14
10-16-1954 (A)	W, 50-13
10-22-1955 (H)	W, 33-7
10-27-1956 (A)	L, 9-26
10-26-1957 (H)	W, 32-14
10-25-1958 (A)	L, 20-33
10-24-1959 (H)	L, 6-8
10-22-1960 (A)	T, 14-14
10-28-1961 (H)	W, 41-12
10-27-1962 (A)	W, 17-6
10-26-1963 (H)	W, 40-25
10-3-1964 (A)	L, 13-20
10-2-1965 (H)	L, 13-41
10-1-1966 (A)	L, 6-35
9-30-1967 (H)	L, 14-34
9-21-1968 (A)	L, 3-21
11-8-1969 (H)	L, 13-20
10-31-1970 (A)	L, 0-35
10-30-1971 (H)	W, 20-13
10-28-1972 (A)	L, 16-34
10-27-1973 (H)	L, 14-24
10-5-1974 (A)	L, 0-28
10-4-1975 (H)	W, 13-8
10-2-1976 (A)	L, 0-13
10-1-1977 (H)	L, 14-27
11-4-1978 (H)	L, 26-28
10-27-1979 (A)	L, 14-38
10-18-1980 (H)	L, 16-23
10-10-1981 (A)	L, 24-48
10-2-1982 (H)	L, 3-10
10-15-1983 (H)	L, 12-24
10-13-1984 (A)	L, 30-55
10-12-1985 (A)	L, 7-41
10-11-1986 (H)	L, 7-49
9-19-1987 (A)	L, 7-43
9-17-1988 (H)	L, 26-55
9-23-1989 (H)	L, 12-33
9-22-1990 (A)	L, 28-40
9-28-1991 (H)	L, 0-35
9-26-1992 (A)	L, 10-47
10-9-1993 (H)	W, 42-30
10-8-1994 (A)	L, 39-52
10-14-1995 (H)	L, 17-26
10-19-1996 (A)	L, 7-31
10-25-1997 (H)	W, 34-27
10-24-1998 (A)	L, 32-35
10-16-1999 (H)	L, 7-28
10-14-2000 (A)	L, 3-21
10-20-2001 (A)	L, 38-45
10-26-2002 (H)	W, 25-20
9-27-2003 (A)	L, 0-24
10-9-2004 (H)	W, 24-21
11-12-2005 (A)	L, 17-41
11-18-2006 (A)	L, 28-41
11-17-2007 (H)	W, 29-24
11-22-2008 (A)	W, 25-24
10-17-2009 (H)	W, 28-13
11-13-2010 (A)	L, 24-31
10-22-2011 (H)	L, 14-38
11-10-2012 (A)	L, 17-20
10-14-1939 (A)	W, 6-0
12-1-2012 (A)	*L, 3-28
9-28-2013 (H)	L, 0-20
11-1-2014 (A)	L, 17-37
12-6-2014 (A)	*L, 24-27
10-3-2015 (H)	L, 7-28
10-15-2016 (A)	W, 19-17
12-10-2016 (A)	*L, 10-36
11-4-2017 (H)	W, 33-21
9-29-2018 (A)	L, 17-21
12-14-2018 (A)	*L, 21-44
10-26-2019 (H)	L, 16-23

W, 32-14
W, 50-13
W, 33-7
L, 9-26
W, 32-14
L, 20-33
L, 6-8
T, 14-14
W, 41-12
W, 17-6
W, 40-25
L, 13-20
L, 13-41
L, 6-35
L, 14-34
L, 3-21
L, 13-20
L, 0-35
W, 20-13
L, 16-34
L, 14-24
L, 0-28
W, 13-8
L, 0-13
L, 14-27
L, 26-28
L, 14-38
L, 16-23
L, 24-48
L, 3-10
L, 12-24
L, 30-55
L, 7-41
L, 7-49
L, 7-43
L, 26-55
L, 12-33
L, 28-40
L, 0-35
L, 10-47
W, 42-30
L, 39-52
L, 17-26
L, 7-31
W, 34-27
L, 32-35
L, 7-28
L, 3-21
L, 38-45
W, 25-20
L, 0-24
W, 24-21
L, 17-41
L, 28-41
W, 29-24
W, 25-24
W, 28-13
L, 24-31
L, 14-38
L, 17-20
*L, 3-28
L, 0-20
L, 17-37
*L, 24-27
L, 7-28
W, 19-17
*L, 10-36
W, 33-21
L, 17-21
*L, 21-44
L, 16-23

4-17-2021 (A)
11-6-2021 (H)
10-15-2022 (A)
1-8-2023 (N)
11-4-2023 (H)
10-19-2024 (A)
12-21-2024 (A)
* FCS Playoff Game
^ FCS National Championship Game; Frisco, Texas
1913 game played at Sioux Falls
1915 game played at Watertown

## NORTHERN ARIZONA

Overall: 1-1

Home: 0-0; Away: 1-1

9-7-1985 (A)	L, 20-24
11-30-2013 (A)	*W, 26-7
* FCS Playoff Game	

## NORTHERN COLORADO

Overall: 15-18

Home: 8-9; Away: 7-9

11-13-1948 (A)	W, 27-2
9-30-1948 (H)	W, 40-13
9-19-1959 (H)	L, 0-22
11-12-1960 (A)	W, 15-14
9-16-1961 (H)	W, 36-13
11-17-1962 (A)	W, 47-0
9-28-1963 (H)	W, 54-14
11-5-1966 (A)	L, 7-31
9-25-1976 (H)	L, 7-22
10-11-1980 (A)	L, 7-40
10-3-1981 (H)	L, 20-22
9-25-1982 (A)	L, 14-22
11-12-1983 (H)	L, 14-21
11-16-1985 (A)	W, 23-14
11-15-1986 (A)	W, 31-7
11-7-1987 (H)	W, 21-17
11-5-1988 (H)	W, 28-3
11-4-1989 (A)	L, 16-21
11-3-1990 (H)	L, 21-24
11-16-1991 (H)	W, 17-13
11-14-1992 (A)	W, 24-20
9-25-1993 (A)	L, 17-28
9-24-1994 (H)	L, 13-28
10-28-1995 (H)	L, 14-23
11-2-1996 (A)	L, 6-21
11-8-1997 (H)	L, 7-17
11-7-1998 (A)	L, 24-44
9-25-1999 (A)	L, 18-45
9-23-2000 (H)	W, 17-7
11-3-2001 (H)	L, 21-36
11-9-2002 (A)	L, 17-28
11-20-2004 (A)	W, 14-7
11-19-2005 (H)	W, 30-14

Northern Colorado previously known as Colorado State College

## NORTHERN IOWA

Overall: 26-33-2

1935	L, 13-22
1936	W, 13-0
1937	L, 0-33
1940	L, 2-12
9-27-1941 (H)	L, 0-21
9-26-1942 (A)	L, 0-38
1945	L, 7-58

9-28-1946 (H)	T, 6-6
10-9-1948 (A)	L, 7-33
10-8-1949 (H)	W, 14-13
9-16-1950 (A)	W, 34-13
9-15-1951 (H)	W, 48-6
11-8-1952 (A)	L, 34-47
9-26-1953 (H)	W, 52-19
11-13-1954 (A)	W, 41-20
9-24-1955 (H)	W, 34-21
11-10-1956 (A)	W, 31-27
9-21-1957 (H)	W, 23-20
11-8-1958 (A)	W, 13-8
11-7-1959 (H)	L, 12-14
11-5-1960 (A)	L, 0-12
11-11-1961 (H)	W, 36-13
11-3-1962 (A)	T, 13-13
11-2-1963 (H)	W, 27-13
10-31-1964 (A)	L, 14-23
10-30-1965 (H)	L, 0-41
10-29-1966 (A)	L, 7-13
10-28-1967 (H)	L, 16-17
10-5-1968 (A)	L, 10-38
10-4-1969 (H)	L, 14-24
9-26-1970 (A)	L, 8-24
9-25-1971 (H)	L, 0-23
11-4-1972 (A)	L, 0-32
11-3-1973 (H)	W, 16-0
11-2-1974 (A)	L, 21-22
11-1-1975 (H)	L, 3-14
10-30-1976 (A)	W, 16-13
10-29-1977 (H)	L, 12-23
10-28-1978 (A)	W, 10-9
10-20-1979 (H)	W, 14-7
9-16-2006 (A)	L, 17-27
9-15-2007 (H)	L, 17-31
9-20-2008 (A)	L, 20-34
10-24-2009 (H)	W, 24-14
10-2-2010 (A)	L, 14-24
10-15-2011 (H)	L, 14-31
10-20-2012 (A)	L, 6-27
10-26-2013 (H)	[2 OT] W, 37-34
10-18-2014 (A)	W, 31-28
10-24-2015 (H)	L, 7-10
11-19-2016 (A)	W, 45-24
10-14-2017 (H)	L, 18-38
12-2-2017 (H)	*W, 37-22
10-20-2018 (A)	L, 9-24
11-16-2019 (H)	W, 38-7
12-7-2019 (H)	*L, 10-13
2-19-2021 (A)	W, 24-20
10-23-2021 (H)	L, 17-26
11-5-2022 (A)	W, 31-28
10-14-2023 (H)	W, 41-6
10-5-2024 (A)	W, 41-3

\* FCS Playoff Game

## NORTHERN STATE

Overall: 12-0

1908	W, 16-0
1910	W, 17-0
1911	W, 12-0
1919	W, 49-0
1920	W, 6-0
1921	W, 40-0
1931	W, 19-0
1932	W, 26-7
1933	W, 27-0
1934	W, 52-0
1935	W, 33-0
9-20-1941 (H)	W, 14-0

## NORTHWESTERN (Iowa)

Overall: 1-1

Home: 1-1; Away: 0-0

9-1-1973 (H)	L, 28-38
9-2-1974 (H)	W, 15-0

## NORTHWEST MISSOURI STATE

Overall: 3-1

Home: 3-0; Away: 0-1

9-22-1956 (H)	W, 7-0
9-2-1995 (H)	W, 10-6
9-7-1996 (A)	L, 6-23
9-6-2003 (H)	W, 20-0

## OKLAHOMA CITY UNIVERSITY

Overall: 0-1

Home: 0-0; Away: 0-1

11-2-1946 (A)	L, 0-35
---------------	---------

## PARSONS (Kan.)

Overall: 0-1

Home: 0-1; Away: 0-0

9-18-1965 (H)	L, 0-10
---------------	---------

## PIPESTONE

Overall: 2-0

1900	W, 16-6
1904	W, 38-0

## PORTLAND STATE (Ore.)

Overall: 0-3

Home: 0-0; Away: 0-3

11-18-1978 (A)	L, 21-42
11-15-1980 (A)	L, 17-48
9-1-1984 (A)	L, 14-17

## QUANTICO MARINES

Overall: 1-0

Home: 0-0; Away: 1-0

11-18-1972 (A)	W, 24-21
----------------	----------

## ROBERT MORRIS (Pa.)

Overall: 1-0

Home: 1-0; Away: 0-0

9-26-2015 (H)	W, 34-10
---------------	----------

## SACRAMENTO STATE

Overall: 1-0

Home: 0-0; Away: 0-1

12-4-2021 (A)	*W, 24-19
* FCS Playoff Game	

# SERIES SCORES

## ST. CLOUD STATE

Overall: 25-8

Home: 15-5; Away: 10-3

9-27-1947 (H)	L, 6-20
9-10-1949 (H)	W, 7-0
9-9-1950 (H)	W, 39-7
9-8-1951 (A)	W, 26-0
9-27-1952 (H)	W, 47-7
9-23-1961 (H)	W, 73-0
9-4-1976 (A)	(forfeit) W, 1-0
9-3-1977 (H)	W, 10-0
9-2-1978 (H)	W, 43-3
9-1-1979 (A)	W, 28-7
9-6-1980 (H)	W, 17-0
9-5-1981 (H)	W, 40-3
9-4-1982 (H)	W, 37-14
10-1-1983 (H)	L, 22-24
9-29-1984 (A)	W, 24-12
11-9-1985 (H)	W, 28-21
11-8-1986 (A)	W, 44-7
10-24-1987 (A)	L, 10-33
10-22-1988 (H)	W, 21-0
10-14-1989 (H)	L, 10-13
10-13-1990 (A)	L, 19-37
10-31-1992 (A)	W, 14-6
9-18-1993 (H)	L, 21-30
9-17-1994 (A)	W, 37-17
9-23-1995 (H)	L, 10-34
9-28-1996 (A)	W, 17-13
10-11-1997 (H)	W, 20-16
10-10-1998 (A)	W, 27-0
11-13-1999 (H)	W, 28-19
11-11-2000 (A)	W, 42-31
9-22-2001 (H)	W, 30-24
9-28-2002 (A)	L, 24-28
11-1-2003 (H)	W, 27-24

## ST. JOHN'S (Minn.)

Overall: 0-1

Home: 0-0; Away: 0-1

10-17-1953 (A)	L, 13-26
----------------	----------

## ST. LOUIS

Overall: 1-1

1926	W, 14-0
1929	L, 0-6

## ST. NORBERT

Overall: 1-1

1938	L, 0-9
1940	W, 6-0

## ST. OLAF

Overall: 3-1

1930	L, 0-20
1934	W, 14-6
1935	W, 38-0
10-7-1950 (H)	W, 41-14

## ST. REGIS

Overall: 1-0

1927	W, 10-7
------	---------

## ST. THOMAS (Minn.)

Overall: 5-2

1908	W, 29-12
1910	L, 0-28
1922	W, 12-0

9-25-1954 (A)	W, 19-6
9-17-1955 (H)	L, 13-19
9-12-1970 (H)	W, 37-14
9-11-1971 (A)	W, 36-7

## SAM HOUSTON

Overall: 0-1

Home: 0-0; Away: 0-0;

Neutral: 0-1

5-16-2021 (N)	*L, 21-23
---------------	-----------

\*FCS Championship Game; Frisco, Texas

## SIOUX FALLS – CITY

Overall: 0-2

1897	L, 0-22
1898	L, 6-11

## SIOUX FALLS HIGH

Overall: 1-0

1900	W, 56-0
------	---------

## SLIPPERY ROCK

Overall: 1-0

Home: 1-0; Away: 0-0

9-3-1994 (H)	W, 32-28
--------------	----------

## SOUTH DAKOTA

Overall: 58-52-7

1889 (N)	T, 6-6
1900	L, 0-17
1901	L, 0-22
1902	L, 0-10
1904	T, 6-6
1905	L, 0-17
1906	L, 0-22
1910	L, 0-33
1911	L, 6-15
1912	L, 7-73
1914	L, 0-12
1915	L, 0-7
1919	W, 13-6
1920	L, 3-7
1921	W, 9-0
1922	T, 7-7
1923	W, 7-0
1924	W, 10-3
1925	W, 7-0
1926	T, 0-0
1927	L, 12-16
1928	W, 13-0
1929	W, 6-0
1930	W, 13-6
1931	L, 0-10
1932	T, 0-0
1933	W, 14-0
1933	L, 0-6
1934	W, 19-0
1935	L, 2-7
1936	L, 0-6
1937	L, 2-12
1938	L, 0-7
1939	L, 7-21
1940	L, 0-26
10-25-1941 (A)	L, 0-40
10-24-1942 (H)	L, 0-7
10-26-1946 (A)	W, 20-0
10-25-1947 (H)	L, 7-26
10-30-1948 (A)	L, 0-33
10-29-1949 (H)	W, 27-25

10-28-1950 (A)	W, 54-28
10-27-1951 (H)	L, 6-26
10-25-1952 (A)	T, 21-21
10-31-1953 (H)	W, 25-0
10-30-1954 (A)	W, 20-19
10-29-1955 (H)	W, 27-7
10-20-1956 (A)	L, 14-19
10-19-1957 (H)	W, 21-13
10-18-1958 (A)	L, 7-28
10-17-1959 (H)	W, 12-7
10-15-1960 (A)	W, 28-7
10-21-1961 (H)	W, 34-6
10-20-1962 (A)	W, 24-0
10-19-1963 (H)	W, 61-0
10-17-1964 (A)	L, 7-10
10-16-1965 (H)	W, 30-14
10-22-1966 (A)	W, 22-18
10-21-1967 (H)	W, 42-14
10-19-1968 (A)	L, 32-55
10-18-1969 (H)	W, 20-14
10-17-1970 (A)	L, 0-26
10-16-1971 (H)	L, 18-37
10-21-1972 (A)	L, 27-42
10-20-1973 (H)	L, 10-36
10-19-1974 (A)	L, 6-20
10-18-1975 (H)	W, 24-22
10-23-1976 (A)	T, 17-17
10-22-1977 (H)	L, 10-15
10-14-1978 (H)	L, 7-24
10-6-1979 (H)	W, 26-21
11-10-1979 (A)	W, 33-28
9-27-1980 (H)	W, 21-13
11-8-1980 (A)	L, 7-16
9-19-1981 (H)	W, 21-20
11-7-1981 (A)	L, 16-28
9-11-1982 (H)	W, 20-7
10-30-1982 (A)	L, 6-31
10-29-1983 (H)	L, 23-48
10-27-1984 (A)	L, 42-45
9-14-1985 (A)	L, 18-33
10-19-1985 (H)	W, 24-12
9-13-1986 (H)	L, 14-26
10-18-1986 (A)	L, 39-51
9-25-1987 (H)	L, 21-30
9-24-1988 (A)	L, 21-22
9-9-1989 (A)	W, 14-7
10-7-1989 (H)	L, 13-35
9-8-1990 (H)	W, 24-3
10-6-1990 (A)	W, 16-14
9-14-1991 (A)	W, 19-7
10-12-1991 (H)	W, 21-18
9-12-1992 (H)	W, 13-0
10-10-1992 (A)	W, 31-21
10-23-1993 (A)	L, 7-29
10-22-1994 (H)	W, 26-10
10-7-1995 (A)	W, 31-3
10-12-1996 (H)	W, 28-17
10-4-1997 (A)	L, 3-21
10-3-1998 (H)	W, 24-10
11-6-1999 (A)	W, 43-30
11-4-2000 (H)	L, 28-41
10-27-2001 (A)	W, 20-3
11-2-2002 (H)	W, 27-20
10-25-2003 (A)	W, 22-11
11-17-2012 (H)	W, 31-8
11-16-2013 (A)	W, 27-12
11-22-2014 (H)	W, 37-14
11-14-2015 (A)	W, 30-23
11-12-2016 (H)	W, 28-21
11-18-2017 (A)	W, 31-28
11-17-2018 (H)	W, 49-27

11-23-2019 (A)	L, 21-24
11-13-2021 (A)	L, 20-23
10-8-2022 (H)	W, 28-3
10-28-2023 (A)	W, 37-3
10-26-2024 (H)	[OT] W, 20-17

1889 game played at Sioux Falls

## SOUTH DAKOTA MINES

Overall: 8-2-1

1902	W, 17-5
1910	T, 0-0
1911	W, 17-3
1912	L, 13-23
1913	W, 36-0
1938	L, 7-18
1939	W, 40-0
1940	W, 45-0
9-10-1994 (H)	W, 56-6
9-9-1995 (A)	W, 48-14
9-14-1996 (H)	W, 56-0

Previously known as South Dakota Tech

## SOUTH DAKOTA STATE ARMY

Overall: 1-0

Home: 1-0; Away: 0-0

1944 (H)	W, 6-0
----------	--------

## SOUTHEASTERN LOUISIANA

Overall: 2-0

Home: 1-0; Away: 1-0

9-8-2012 (A)	W, 31-14
9-14-2013 (H)	W, 34-26
9-21-2024 (A)	W, 41-0

## SOUTHERN

Overall: 2-0

1930	W, 21-0
1931	W, 34-0

Also known as USD-Springfield

## SOUTHERN (La.)

Overall: 1-0

Home: 0-0; Away: 1-0

9-25-2004 (A)	W, 31-24
---------------	----------

## SOUTHERN ILLINOIS

Overall: 11-4

Home: 5-3; Away: 6-1

11-15-2008 (A)	L, 35-38
11-7-2009 (H)	L, 15-34
10-16-2010 (A)	W, 31-10
11-5-2011 (H)	W, 45-34
11-3-2012 (A)	W, 16-12
10-5-2013 (H)	L, 24-27
10-8-2016 (A)	W, 45-39
10-7-2017 (H)	W, 49-14
11-10-2018 (A)	W, 57-38
10-5-2019 (H)	W, 28-10
3-20-2021 (A)	W, 44-3
5-2-2021 (H)	*W, 31-26
10-9-2021 (H)	[OT] L, 41-42
10-21-2023 (A)	W, 17-10
11-16-2024 (H)	W, 41-10

\*FCS Playoff Game

## SOUTHERN UTAH

Overall: 7-1

Home: 5-0; Away: 2-1

11-13-2004 (A)	[2 OT] L, 17-23
11-5-2005 (H)	W, 55-7
11-11-2006 (A)	W, 31-21
11-10-2007 (H)	W, 52-27
9-3-2011 (H)	W, 29-28
9-13-2014 (A)	W, 26-6
9-12-2015 (H)	W, 55-10
9-21-2019 (H)	W, 43-7

## SOUTHWEST MINNESOTA STATE

Overall: 4-0

Home: 4-0; Away: 0-0

9-8-1973 (H)	W, 39-6
9-7-1974 (H)	W, 45-10
9-2-1989 (H)	W, 14-12
9-11-1993 (H)	W, 56-12

## STEPHEN F. AUSTIN

Overall: 2-0

Home: 1-0; Away: 1-0

9-29-2007 (H)	W, 45-0
9-27-2008 (A)	W, 50-48

## TAMPA

Overall: 1-0

Home: 0-0; Away: 1-0

11-14-1967 (A)	W, 14-7
----------------	---------

## TEXAS CHRISTIAN

Overall: 0-1

Home: 0-0; Away: 0-1

9-3-2016 (A)	L, 41-59
--------------	----------

## TEXAS STATE

Overall: 1-1

Home: 1-0; Away: 0-1

10-1-2005 (A)	L, 12-42
9-22-2007 (H)	W, 38-3

## TOLAND'S

Overall: 1-0

1907	W, 29-0
------	---------

## TOLEDO

Overall: 1-1

Home: 0-0; Away: 1-1

11-15-1947 (A)	L, 12-33
9-15-1962 (A)	W, 25-14

## TRINITY

Overall: 1-0

1917	W, 33-0
------	---------

## VALPARAISO

Overall: 1-0

Home: 1-0; Away: 0-0

9-10-2005 (H)	W, 69-7
---------------	---------

## SERIES SCORES

<b>VILLANOVA</b> <b>Overall: 3-0</b> <b>Home: 2-0; Away: 1-0</b> 12-3-2016 (H) *W, 10-7 12-11-2021 (A) *W, 35-21 12-9-2023 (H) *W, 23-12 <small>*FCS Playoff Game</small>	<b>WATERTOWN</b> <b>Overall: 1-0</b> 1898 W, 62-0	<b>WAYNE STATE (Mich.)</b> <b>Overall: 1-2</b> <b>Home: 0-1; Away: 1-1</b> 11-4-1950 (A) W, 40-0 10-3-1970 (A) L, 12-21 10-2-1971 (H) L, 8-27	<b>WAYNE STATE (Neb.)</b> <b>Overall: 2-0</b> <b>Home: 1-0; Away: 1-0</b> 9-11-1999 (A) W, 59-31 9-9-2000 (H) W, 65-3	<b>WEBER STATE</b> <b>Overall: 0-3</b> <b>Home: 0-1; Away: 0-2</b> 9-14-1968 (H) L, 12-27 9-13-1969 (A) L, 13-28 11-6-1976 (A) L, 19-52	<b>WESTERN ILLINOIS</b> <b>Overall: 13-5</b> <b>Home: 6-2; Away: 6-3</b> 9-11-1976 (H) L, 21-28 9-10-1977 (A) W, 23-6 9-13-1980 (H) L, 27-33 8-30-2007 (A) [4 OT] L, 26-29 9-13-2008 (H) W, 24-22	<b>WESTERN OREGON</b> <b>Overall: 3-0</b> <b>Home: 2-0; Away: 0-1</b> 9-20-2003 (A) W, 37-10 9-18-2004 (H) W, 38-3 8-31-2023 (H) W, 45-7	<b>WESTERN STATE</b> <b>Overall: 1-0</b> <b>Home: 1-0; Away: 0-0</b> 9-29-1973 (H) W, 56-28	<b>WESTERN UNION</b> <b>Overall: 2-0</b> 1928 W, 33-0 1929 W, 72-0	<b>WESTERN WASHINGTON</b> <b>Overall: 1-1</b> <b>Home: 1-0; Away: 0-1</b> 10-6-2001 (A) L, 28-45 10-12-2002 (H) W, 23-19	<b>WEST TEXAS STATE</b> <b>Overall: 0-1</b> 1939 L, 7-35	<b>WICHITA STATE</b> <b>Overall: 1-4</b> 1934 L, 0-19 1936 L, 0-20 1937 W, 20-6 11-14-1953 (A) L, 13-39 10-15-1955 (H) L, 7-33	<b>WILLIAM PENN</b> <b>Overall: 1-0</b> <b>Home: 1-0; Away: 0-0</b> 11-4-2006 (H) W, 34-3	<b>WINONA STATE</b> <b>Overall: 1-1</b> <b>Home: 1-0; Away: 0-1</b> 9-13-2003 (A) L, 23-30 9-11-2004 (H) W, 45-20	<b>WISCONSIN</b> <b>Overall: 1-8</b> 1916 L, 3-28 1921 L, 3-24 1922 L, 6-20 1929 L, 0-21 1930 L, 7-58 1934 L, 7-28 1935 W, 13-6 1936 L, 7-24 1937 L, 0-32	<b>WISCONSIN-OSHKOSH</b> <b>Overall: 1-0</b> <b>Home: 1-0; Away: 0-0</b> 9-20-2014 (H) W, 41-3	<b>WISCONSIN-STOUT</b> <b>Overall: 2-0</b> <b>Home: 2-0; Away: 0-0</b> 9-8-1984 (H) W, 27-13 9-5-1998 (H) W, 56-13	<b>WISCONSIN-WHITEWATER</b> <b>Overall: 1-0</b> <b>Home: 1-0; Away: 0-0</b> 9-8-1979 (H) W, 27-7	<b>WYOMING</b> <b>Overall: 0-1</b> <b>Home: 0-0; Away: 0-1</b> 11-10-1984 (A) L, 29-45	<b>YANKTON COLLEGE</b> <b>Overall: 9-4-1</b> 1898 T, 0-0 1901 W, 17-0 1907 W, 12-10 1908 L, 0-21 1909 L, 12-14 1910 W, 12-0 1911 L, 0-30 1912 W, 6-3 1913 L, 0-20	<b>YOUNGSTOWN STATE</b> <b>Overall: 18-7</b> <b>Home: 8-3; Away: 10-4</b> 9-19-1942 (A) L, 0-14 10-26-1968 (A) W, 23-20 10-25-1969 (H) L, 16-17 9-30-1972 (H) W, 34-22 9-22-1973 (A) W, 26-6 9-21-1974 (H) L, 21-35 11-15-1975 (A) W, 38-21 11-24-1979 (A) *L, 7-50 9-8-2007 (A) L, 17-23 9-6-2008 (H) W, 40-7 10-31-2009 (A) W, 17-3 10-23-2010 (H) W, 30-20 10-8-2011 (A) W, 35-28 10-27-2012 (H) W, 41-28 11-23-2013 (A) W, 42-13 10-25-2014 (H) L, 27-30 10-17-2015 (A) W, 38-8 10-22-2016 (H) W, 24-10 9-30-2017 (A) L, 7-19 10-13-2018 (H) W, 36-7 10-12-2019 (A) W, 38-28 3-13-2021 (H) W, 19-17 10-30-2021 (A) W, 47-16 11-11-2023 (A) W, 34-0 10-12-2024 (H) W, 63-13 <small>*NCAA Division II Playoff Game</small>	1914 W, 19-7 1915 W, 72-0 1916 W, 31-0 1921 W, 55-0 1939 W, 6-0
---	---	--	---	--	--	---	--	---	--	--	--	--	---	---	---	--	---	---	---	--	---

## VERSUS 2025 OPPONENTS

OPPONENT	SERIES RECORD	CURRENT STREAK	LAST MEETING	LAST SDSU WIN	LAST OPPONENT WIN
Sacramento State	1-0-0	W-1	*W, 24-19 (12-4-2021)	*W, 24-19 (12-4-2021)	—
Montana State	7-11-0	W-2	W, 20-16 (9-9-2023)	W, 20-16 (9-9-2023)	*31-17 (12-18-2021)
Drake	6-8	W-5	W, 70-7 (9-16-2023)	W, 70-7 (9-16-2023)	21-16 (9-20-1969_
Mercyhurst	First Meeting				
Youngstown State	18-7-0	W-6	W, 63-13 (10-12-2024)	63-13 (10-12-2024)	19-7 (9-30-2017)
Northern Iowa	26-33-1	W-3	W, 41-3 (10-5-2024)	41-3 (10-5-2024)	26-17 (10-23-2021)
Murray State	1-0-0	W-1	W, 52-6 (11-2-2024)	52-6 (11-2-2024)	—
North Dakota State	47-65-5	L-5	*L, 21-28 (12-21-2024)	33-16 (11-4-2023)	28-21 (12-21-2024)
Indiana State	9-2-0	W-7	W, 49-7 (10-29-2022)	49-7 (10-29-2022)	38-28 (10-1-2011)
South Dakota	58-52-7	W-3	W, 20-17 [OT] (10-26-2024)	20-17 (10-26-2024)	23-20 (11-13-2021)
Illinois State	7-5	W-2	W, 40-21 (10-7-2023)	40-21 (10-7-2023)	27-18 (11-9-2019)
North Dakota	38-47-5	W-4	W, 38-7 (11-9-2024)	38-7 (11-9-2024)	28-17 (2-27-2021)

\*denotes FCS playoff game

# INDIVIDUAL RECORDS

## RUSHING

### ATTEMPTS

**Game:** 42, by Kevin Klapprodt at Nebraska-Omaha, 10-1-1988

**Season:** 351, by Zach Zenner, 2013

**Career:** 1,131, by Josh Ranek, 1997-2001

### NET YARDS

**Game:** 295, by Zach Zenner vs. Eastern Illinois, 11-24-2012 (FCS playoff game); and at North Dakota, 9-7-2013

**Season:** 2,055, by Josh Ranek, 1999 (11 games)

**Career:** 6,744, by Josh Ranek, 1997-2001 (44 games)

**Per Game, Season:** 186.8, by Josh Ranek, 1999

**Combined Yards By Two Opposing Backs - Game:** 533, by Kevin Lowe, Wyoming (302) and Rick Wegher, SDSU (231), 11-10-1984

### TOUCHDOWNS

**Game:** 8, by Ross Owen, vs. Columbus College, 1922

**Season:** 25, by Josh Ranek, 1999

**Career:** 62, by Josh Ranek, 1997-2001

## PASSING

### ATTEMPTS

**Game:** 63, by Taryn Christion, at Illinois State, 10-29-2016

**Season:** 434, by Taryn Christion, 2016

**Career:** 1,363, by Taryn Christion, 2015-18

### COMPLETIONS

**Game:** 37, by Dan Fjeldheim (37-of-55) vs. St. Cloud State, 9-28-2002; and by Austin Sumner (37-of-54) vs. Northern Iowa, 10-15-2011

**Season:** 279 (of 434), by Taryn Christion, 2016

**Career:** 814, by Taryn Christion, 2015-18

### INTERCEPTIONS THROWN

**Game:** 6, by Taryn Christion, at James Madison, 12-16-17

**Season:** 24, by Mike Law, 1983

**Career:** 46, by Mike Law, 1981-83

### NET YARDS PASSING

**Game:** 466, by Taryn Christion, at Southern Illinois, 10-8-16

**Season:** 3,714, by Taryn Christion, 2016

**Career:** 11,535, by Taryn Christion, 2015-18

### TOUCHDOWN PASSES

**Game:** 7, by Ryan Berry vs. Illinois State, 11-8-2008

**Season:** 35, by Taryn Christion, 2017

**Career:** 104, by Taryn Christion, 2015-18

## TOTAL OFFENSE

### ATTEMPTS

**Game:** 76 (63 pass, 13 rush, by Taryn Christion, at Illinois State, 10-29-2016

**Season:** 565, by Taryn Christion, 2016 (13 games)

**Career:** 1,771, by Taryn Christion, 2015-18

### NET YARDS

**Game:** 475, by Taryn Christion, at Southern Illinois, 10-8-2016 (466 passing, 9 rushing)

**Season:** 4,049, by Taryn Christion, 2016 (13 games)

**Career:** 13,050, by Taryn Christion, 2015-18

**Per Game Average, Season:** 311.5, by Taryn Christion, 2016

**Per Game Average, Career:** 271.9, by Taryn Christion, 2015-18

## RECEIVING

### RECEPTIONS

**Game:** 16, by Josh Davis (164 yards) vs. Western Washington, 10-5-2002

**Season:** 92, by Dallas Goedert, 2016

**Career:** 288, by Jake Wieneke, 2014-17

**Consecutive Games with Reception:** 53, by Jake Wieneke, 2014-17

### YARDS

**Game:** 256, by Jeff Tiefenthaler at North Dakota, 9-27-1986 (12 receptions)

**Season:** 1,534, by Jeff Tiefenthaler, 1986

**Career:** 5,157, by Jake Wieneke, 2014-17

### TOUCHDOWNS

**Game:** 4, by Don Bartlett vs. North Dakota State, 1949; by Dallas Goedert, vs. Western Illinois, 10-1-2016; by Jake Wieneke, vs. Duquesne, 8-31-2017; and by Cade Johnson, vs. Montana State, 9-8-2018

**Season:** 17, by Cade Johnson, 2018

**Career:** 59, by Jake Wieneke, 2014-17

**Consecutive Games Catching TD Pass:** 14, by Jeff Tiefenthaler, from Oct. 27, 1984, through Nov. 9, 1985\*

**Games In Which Caught At Least One TD Pass:** 35, by Jake Wieneke (53 games)

\* Records were also NCAA Division II records at the time

## SCORING

### TOUCHDOWNS

**Game:** 8, by Ross Owen vs. Columbus College, 1922

**Season:** 28, by Josh Ranek, 1999

**Career:** 69, by Josh Ranek, 1997-2001, and by Zach Zenner, 2011-14

### POINTS

**Game:** 48, by Ross Owen vs. Columbus College, 1922 (8 TDs)

**Season:** 170, by Josh Ranek, 1999 (28 TDs, 1 2-PAT)

**Career:** 426, by Josh Ranek, 1997-2001

### POINTS KICKING

**Game:** 20, by Parker Douglass vs. Western Oregon, 9-18-2004 (6 FGs, 2 PATs)

**Season:** 122, by Cole Frahm, 2021 (19 FGs, 65 PATs), and by Hunter Dustman, 2023 (18 FG, 68 PATs)

**Career:** 362, by Chase Vinatieri, 2016-19 (47 FGs, 221 PATs)

### EXTRA POINTS – KICK

**Game:** 11, by Chase Vinatieri, vs. Arkansas-Pine Bluff, 9-15-18

**Season:** 68, by Hunter Dustman, 2023 (68-of-70) and 2024 (68-of-69)

**Career:** 221, by Chase Vinatieri, 2016-19

**Attempts, Career:** 234, by Chase Vinatieri, 2016-19

**Best Percentage, Season:** 1.000, by Chase Vinatieri, 2016 (56-of-56); Justin Syrovatka, 2014 (50-of-50); by Tony Harris, 1979 (28-of-28); by Russ Meier, 1981 (21-of-21); by Parker Douglass, 2004 (29-of-29) and 2006 (22-of-22); by Cole Frahm, 2021 (65-of-65); and by Hunter Dustman, 2022 (59-of-59)

**Best Percentage, Career:** .987 (154-of-156), by Justin Syrovatka, 2011-14

**Consecutive PAT, Season:** 65, by Cole Frahm, 2021

**Consecutive PAT, Career:** 69, by Cole Frahm, 2020-21

### FIELD GOALS

**Game:** 6, by Parker Douglas vs. Western Oregon, 9-18-2004 (34, 39, 27, 23, 43, 39)

**Season:** 19, by Parker Douglass, 2005 (19-of-26); by Justin Syrovatka, 2014 (19-of-20); by Cole Frahm, 2021 (19-of-28)

**Career:** 62, by Parker Douglass, 2004-07

**Attempts, Game:** 8, by Parker Douglas vs. Western Oregon, 9-18-2004

**Attempts, Season:** 28, by Cole Frahm, 2021 (19 FGM)

**Attempts, Career:** 91, by Parker Douglass, 2004-07

**Percentage, Season:** .950, by Justin Syrovatka (19-of-20)

**FG Percentage, Career:** .764 (55-of-72), by Justin Syrovatka, 2011-14 (min. 10 attempts-season; 20 att.-career)

**Consecutive Made:** 16, by Justin Syrovatka, 2014

**Longest:** 57 yards, by Parker Douglass, vs. Stephen F. Austin (Texas), 9-29-2007, and by Chase Vinatieri, at Northern Iowa, 10-20-2018

## PUNTING

**Attempts, Game:** 16, by Mike Doty at North Dakota, 10-9-1971

**Season:** 83, by Mike Doty, 1971 (35.6 average)

**Average, Season:** 44.8, by Tom O'Brien, 1997 (50 att.)

## PUNT RETURNS

**Season:** 34, by Paul Aanonson, 2007

**Career:** 79, by Je Ryan Butler, 2012-15

**Yards, Season:** 482, by Paul Aanonson, 2007

**Yards, Career:** 798, by Paul Aanonson, 2004-07

## INTERCEPTIONS

**Game:** 4, by Mike Jaunich vs. Morningside, 10-2-1993

**Season:** 9, by Charlie Clarksean, 1972

**Career:** 14, by Charlie Clarksean, 1970-73

## SACKS

**Game:** 6, by Mark Dunbar vs. St. Cloud State, 9-2-1978

**Season:** 21, by Mark Dunbar, 1978

**Career:** 28, by Mark Dunbar, 1977-80

## KICKOFF RETURNS

**Game:** 9, by Jerry Welch vs. Iowa State, 1952

**Season:** 36, by Rick Wegher, 1984

**Career:** 107, by Rick Wegher, 1981-84\*

**Yards, Game:** 258, by Jerry Welch at Iowa State, 1952

**Yards, Season:** 839, by Cade Johnson, 2017

**Yards, Career:** 2,150, by Rick Wegher, 1981-84

\* Record was also NCAA Division II record at the time

## ALL-PURPOSE

### ATTEMPTS

**Game:** 47, by Darwin Gonnerman vs. Augustana, 11-11-1967 (41 rushes, 2 rec., 3 PR, 1 KOR)

**Season:** 372, by Zach Zenner, 2013

**Career:** 1,221, by Zach Zenner, 2014

### YARDS

**Game:** 371, by Josh Ranek at North Dakota State, 10-20-2001

**Season:** 2,608, by Josh Ranek, 2001

**Career:** 8,211 by Zach Zenner, 2011-14

## LONGEST PLAYS

**Run From Scrimmage:** 99 yards, by Zach Zenner, at Kansas, 9-1-2012

**Pass Play:** 91 yards, Ted Wahl to Jeff Tiefenthaler, vs. St. Cloud State, 11-8-1986, and 91 yards, Austin Sumner to Jake Wieneke, at Indiana State, 11-8-2014

**Punt Return:** 95 yards, by Darwin Gonnerman, vs. North Dakota State, 10-1-1966

**Kickoff Return:** 100 yards, by Kevin Brown, vs. Minnesota State, Mankato, 11-16-2002, and by Tyrel Kool, vs. Western Illinois, 10-13-2012

**Interception Return:** 99 yards, by Tyler Koch, vs. Southern Utah, 11-10-2007

**Fumble Return:** 97 yards, by Malik Lofton, vs. Southern Illinois, 10-9-2021

**Punt:** 88 yards, by Tim Hawkins, vs. Mankato State, 10-30-1989

Note: All longest plays with exception of punt resulted in touchdowns

# TEAM RECORDS

## RUSHING

### ATTEMPTS

**Game:** 84, vs. Augustana, 1952

**Season:** 645, in 1973

### YARDS

**Game:** 567, vs. Missouri-Rolla, 10-22-2005

**Season:** 3,685, in 1951 (10 games)

**Fewest Net Yards, Game:** minus-52, vs. North Dakota State, 10-16-1965

**Fewest Net Yards, Season:** 509, in 1965 (10 games)

## PASSING

### ATTEMPTS

**Game:** 63, at Illinois State, 10-29-2016

**Season:** 455, in 2017 (14 games)

### COMPLETIONS

**Game:** 37, at St. Cloud State, 9-28-2002, and vs. Northern Iowa, 10-15-2011

**Season:** 285, in 2016 (13 games)

**Per Game:** 22.5, in 2008 (12 games)

### INTERCEPTIONS THROWN

**Game:** 6, at Mankato State, 9-19-1970; vs. North Dakota State, 10-27-1973, and vs. South Dakota, 10-29-1983; at James Madison, 12-16-2017 [FCS playoff Game]

**Season:** 31, in 1983

**Fewest, Season:** 4, in 1963 (10 games), in 1955 (9 games) and 2020-21 (10 games)

### YARDS

**Game:** 557, vs. Arkansas-Pine Bluff, 9-15-2018

**Season:** 3,803, in 2016 (13 games)

### TOUCHDOWN PASSES

**Game:** 8, vs. Arkansas-Pine Bluff, 9-15-2018

**Season:** 35, in 2017 and 2018

## TOTAL OFFENSE

### ATTEMPTS

**Game:** 100, vs. Morningside, 10-17-1987 (64 rush, 36 pass)

**Season:** 952, in 2013 (14 games)

### YARDS

**Game:** 926, vs. Arkansas-Pine Bluff, 9-15-2018

**Season:** 6,748, in 2023 (15 games)

**Per Game:** 480.5, in 2018

## SCORING

### POINTS

**Game:** 90, vs. Arkansas-Pine Bluff, 9-15-2018

**Season:** 560 in 2023 (15 games)

**Per Game:** 42.5 in 2018 (553 points in 13 games)

**Margin of Victory:** 85 vs. Columbus College, 1922

**Game, Both Teams:** 109 by Montana (61) vs. SDSU (48), 11-28-2009 [FCS playoff Game]

## FIRST DOWNS

### MOST — GAME

**Total:** 37, at Wyoming, 11-10-1984, and vs. North Dakota, 9-28-1985

**Rushing:** 30, at Morningside, 10-8-1977

**Passing:** 20, vs. South Dakota, 9-14-1986, and at Illinois State, 10-29-2016

### FEWEST — GAME

**Total:** 3, at Morningside, 11-6-1971

**Rushing:** 0, vs. North Dakota State, 9-28-2013

**Passing:** 0, nine times (last: vs. South Dakota, 9-27-1980)

## FIRST DOWNS — OPPONENT

### MOST — GAME

**Total:** 35, by TCU, 9-3-2016

**Rushing:** 27, by Georgia Southern, 10-29-2005

**Passing:** 22, by TCU, 9-3-2016

### FEWEST — GAME

**Total:** 2, by Hamline, 9-6-1975

**Rushing:** 0, by Hamline, 9-6-1975

**Passing:** 0, seven times (last: by North Dakota, 11-1-1980)

**Note:** In the 1955 SDSU-South Dakota game, neither team had a first down by passing

## PUNTING

### ATTEMPTS

**Game:** 16, vs. North Dakota, 10-9-1971 (40.0 avg)

**Season:** 86, in 1971 (34.4 average)

### AVERAGE (min. 3 attempts)

**Game:** 55.0, at Delaware, 9-11-2010 (4-220), and vs. Illinois State, 11-9-2019 (3-165)

**Season:** 42.5, in 2018 (56 attempts)

## PUNT RETURNS

### ATTEMPTS

**Game:** 8, vs. St. Cloud State, 9-23-1961

**Season:** 44, in 1961 (407 yards)

### YARDS

**Game:** 179, vs. Drake, 9-16-2023

**Season:** 572, in 1962 (41 returns)

**Average, Season:** 17.4, in 2023 (28 returns)

## KICKOFF RETURNS

### ATTEMPTS

**Game:** 10, vs. Arizona, 9-29-1956 (164 yards)

**Season:** 52, in 1966

### YARDS

**Game:** 281, vs. Northern Colorado, 9-25-1993

**Season:** 1,093, in 1966

**Average, Season:** 27.8, in 1973 (33 returns)

## FUMBLES

### TOTAL FUMBLES

**Game:** 11, vs. North Dakota, 1952 (lost 5) and vs. North Dakota State, 10-20-1951 (lost 7)

**Season:** 62, in 1952 (9 games)

### FUMBLES LOST

**Game:** 7, vs. North Dakota State, 10-20-1951 (11 fumbles), vs. North Dakota State, 1952 (8 fumbles), vs. Morningside, 1952 (8 fumbles), vs. Northern Colorado, 9-25-1976 (7 fumbles).

**Season:** 39, in 1952 (9 games)

## FUMBLES — OPPONENT

### TOTAL FUMBLES

**Game:** 10, by Quantico Marines, 11-18-1972 (lost 5)

**Season:** 46, in 1972

### FUMBLES LOST

**Game:** 7, by South Dakota, 1950 (7 fumbles); by Augustana, 1953 (8 fumbles); by North Dakota State, 1953 (7 fumbles); by North Dakota State, 10-24-1959 (7 fumbles)

**Season:** 25, in 1972 (46 fumbles), in 1952 (33 fumbles) and in 1950 (37 fumbles)

## INTERCEPTION RETURNS

### TOTAL INTERCEPTIONS

**Game:** 6, vs. Augustana, 1950; vs. St. Cloud State, 1952, and vs. UC Davis, 11-27-2021 [FCS Playoff game]

**Season:** 27, in 1993

### YARDS

**Game:** 171, vs. Southern Utah, 11-10-2007 (5 returns)

**Season:** 469, in 2007 (19 returns)

## PENALTIES

### TOTAL PENALTIES

**Game:** 15, vs. Morningside, 9-30-2000 (159 yards), vs. St. Cloud State, 9-22-2001 (139) and vs. Northern Colorado, 11-20-2004 (153 yards)

**Fewest, Game:** 0, vs. Mankato State, 11-14-1964, and vs. Delaware, 5-8-2021

**Season:** 97, in 2023 (for 915 yards in 15 games)

### YARDS

**Game:** 159, vs. Morningside, 9-30-2000 (15 penalties)

**Season:** 915, in 2023 (97 penalties in 15 games)

## PENALTIES — OPPONENT

### NUMBER

**Game:** 19, by McNeese State (La.), 9-30-2006

**Season:** 84, in 2000

### YARDS

**Game:** 174, by McNeese State (La.), 9-30-2006 (19 penalties)

**Season:** 772, in 2000

**Fewest, Game:** 0, by North Dakota, 11-20-2021

## PENALTIES — BOTH TEAMS

### NUMBER

**Game:** 26, by SDSU (12 for 113 yards) vs. Nebraska-Omaha (14 for 133 yards), 10-28-2000; and by SDSU (7 for 80 yards) at McNeese State (La.) (19 for 174 yards), 9-30-2006

**Season:** 1,061, in 1955 (9 games)

### YARDS

**Game:** 254, by SDSU (80) at McNeese State (La.) (174), 9-30-2006

## OTHER OPPONENT RECORDS

### RUSHING

**Most Yards, Game:** 484, by Georgia Southern, 10-29-2005

**Fewest Yards, Game:** minus-42, by Western Oregon, 9-18-2004

**Most Yards, Season:** 2,604, in 1964 (10 games)

**Fewest Yards, Season:** 1,061, in 1955 (9 games)

### PASSING

**Most Yards, Game:** 525, by Mankato State, 1993

**Fewest Yards, Game:** 0, by South Dakota, 1951; by Arizona, 1962, and by North Dakota, 1980

**Most Yards, Season:** 3,615, in 2021 (15 games)

**Fewest Yards, Season:** 1,688, in 1955 (9 games)

**Most Attempts, Game:** 71, by Mankato State, 1993

**Most Completions, Game:** 39 by Mankato State, 1993

**Most Completions, Season:** 303, in 2021

**Most TD Passes, Game:** 6 by South Dakota, 1968

**Most TD Passes, Season:** 23 in 1968

**Fewest TD Passes, Season:** 2 in 1952 (10 games) and in 1959 (9 games)

## CAREER PASSING YARDS

1. Taryn Christion, 2015-18	11,535
2. Mark Gronowski, 2020-24	10,309
3. Austin Sumner, 2011-14	9,458
4. Ryan Berry, 2005-08	6,023
5. Ted Wahl, 1985-88	6,016
6. Brad Nelson, 2001-04	5,382
7. Andy Rennerfeldt, 1997-2000	5,377
8. Dan Fjeldheim, 1999-2002	5,176
9. Todd McDonald, 1990-93	4,999
10. Mike Busch, 1984-85	4,980

## SINGLE-SEASON PASSING

1. Taryn Christion, 2016	3,714
2. Taryn Christion, 2017	3,515
3. Chris Oladokun, 2021	3,164
4. Brad Nelson, 2003	3,141
5. Ryan Berry, 2008	3,106
6. Mark Gronowski, 2023	3,058
7. Taryn Christion, 2018	3,020
8. Austin Sumner, 2013	2,999
9. Mark Gronowski, 2022	2,967
10. Mark Gronowsk, 2024	2,719

## CAREER PASSING TOUCHDOWNS

1. Taryn Christion, 2015-18	104
2. Mark Gronowski, 2020-24	93
3. Austin Sumner, 2011-14	65
4. Ryan Berry, 2005-08	56
5. Brad Nelson, 2001-04	47
6. Ted Wahl, 1985-88	43
7. Ron Meyer, 1963-65	41
8. Todd McDonald, 1990-93	36
Noel Bouché, 1996-98	36
10. Dan Fjeldheim, 1999-2002	32
Andy Rennerfeldt, 1997-2000	32

## SINGLE-SEASON PASSING TOUCHDOWNS

1. Taryn Christion, 2017	35
2. Taryn Christion, 2018	32
3. Ryan Berry, 2008	30
Taryn Christion, 2016	30
5. Brad Gronowski, 2023	29
6. Brad Nelson, 2003	27
7. Mark Gronowski, 2022	26
8. Todd McDonald, 1993	25
Chris Oladokun, 2021	25
10. Mark Gronowski, 2024	23

## CAREER RUSHING YARDS

1. Josh Ranek, 1997-2001	6,744
2. Zach Zenner, 2011-14	6,548
3. Isaiah Davis, 2020-23	4,548
4. Pierre Strong, Jr., 2018-21	4,527
5. Kyle Minett, 2007-10	4,277
6. Anthony Watson, 2003-06	3,712
7. Dan Sonnek, 1984-87	3,304
8. Amar Johnson, 2021-24	3,194
9. Les Tuma, 1970-73	3,018
10. Cory Koenig, 2004-07	2,990

## SINGLE-SEASON RUSHING

1. Josh Ranek, 1999	2,055
2. Zach Zenner, 2012	2,044
3. Zach Zenner, 2014	2,019
4. Zach Zenner, 2013	2,015

5. Josh Ranek, 1998	1,881
6. Josh Ranek, 2001	1,804
7. Pierre Strong, Jr.; 2021	1,686
8. Isaiah Davis, 2023	1,578
9. Dan Sonnek, 1985	1,518
10. Isaiah Davis, 2022	1,451

## CAREER RUSHING TOUCHDOWNS

1. Josh Ranek, 1997-2001	62
2. Zach Zenner, 2011-14	61
3. Isaiah Davis, 2020-23	50
4. Kyle Minett, 2007-10	47
5. Pierre Strong, Jr.; 2018-21	40
6. Mark Gronowski, 2020-24	37
7. Jerry Welch, 1951-54	34
8. Dan Sonnek, 1984-87	32
9. Scott Nedved, 1998-2002	30
10. Anthony Watson, 2003-06	29

## SINGLE-SEASON RUSHING TOUCHDOWNS

1. Josh Ranek, 1999	25
2. Zach Zenner, 2013	23
3. Zach Zenner, 2014	22
4. Josh Ranek, 2001	18
Pierre Strong, Jr.; 2021	18
Isaiah Davis, 2023	18
6. Kyle Minett, 2009	16
7. Dan Nelson, 1993	15
Paul Klinger, 1994	15
Cory Koenig, 2007	15

## CAREER TOTAL OFFENSE

1. Taryn Christion, 2015-18	13,050
2. Mark Gronowski, 2020-24	12,076
3. Austin Sumner, 2011-14	9,284
4. Ted Wahl, 1985-88	7,245
5. Josh Ranek, 1997-2001	6,745
6. Zach Zenner, 2011-14	6,548
7. Ryan Berry, 2005-08	5,971
8. Andy Rennerfeldt, 1997-2000	5,765
9. Gary Maffett, 1977-79	5,282
10. Todd McDonald, 1990-93	5,248

## SINGLE-SEASON TOTAL OFFENSE

1. Taryn Christion, 2016	4,049
2. Taryn Christion, 2017	4,015
3. Mark Gronowski, 2023	3,460
4. Mark Gronowski, 2022	3,375
5. Taryn Christion, 2018	3,353
6. Chris Oladokun, 2021	3,330
7. Mark Gronowski, 2024	3,099
8. Brad Nelson, 2003	3,056
9. Ryan Berry, 2008	3,009
10. Austin Sumner, 2013	2,987

## CAREER RECEPTIONS

1. Jake Wieneke, 2014-17	288
2. Jaxon Janke, 2018-23	244
3. Josh Davis, 2002-05	225
4. Dallas Goedert, 2014-17	198
5. Jason Schneider, 2011-14	175
6. Jeff Tiefenthaler, 1983-86	173
7. Jadon Janke, 2018-23	170
8. Cade Johnson, 2017-19	162
9. JaRon Harris, 2005-08	152
Glen Fox, 2006-09	152

## SINGLE-SEASON RECEPTIONS

1. Dallas Goedert, 2016	92
2. Jason Schneider, 2013	78
Jake Wieneke, 2016	78
4. Jeff Tiefenthaler, 1986	73
Jake Wieneke, 2014	73
6. Jake Wieneke, 2015	72
Dallas Goedert, 2017	72
Cade Johnson, 2019	72
Jaxon Janke, 2021	72
10. Josh Davis, 2002	70
JaRon Harris, 2008	70
Griffin Wilde, 2024	70

## CAREER RECEIVING YARDS

1. Jake Wieneke, 2014-17	5,157
2. Jaxon Janke, 2018-23	3,666
3. Jeff Tiefenthaler, 1983-86	3,621
4. Josh Davis, 2002-05	3,192
5. Dallas Goedert, 2014-17	2,988
6. Cade Johnson, 2017-19	2,872
7. Jadon Janke, 2018-23	2,786
8. Jason Schneider, 2011-14	2,404
9. JaRon Harris, 2005-08	2,241
10. Rusty Lenners, 1993-96	1,942

## SINGLE-SEASON RECEIVING YARDS

1. Jeff Tiefenthaler, 1986	1,534
2. Jake Wieneke, 2015	1,472
3. Jake Wieneke, 2014	1,404
4. Cade Johnson, 2018	1,332
5. Jake Wieneke, 2016	1,316
6. Dallas Goedert, 2016	1,293
7. Cade Johnson, 2019	1,222
8. Jaxon Janke, 2021	1,165
9. Griffin Wilde, 2024	1,147
10. Dallas Goedert, 2017	1,111

## CAREER RECEIVING TOUCHDOWNS

1. Jake Wieneke, 2014-17	59
2. Jeff Tiefenthaler, 1983-86	32
3. Jadon Janke, 2018-present	29
Jaxon Janke, 2018-present	29
5. Cade Johnson, 2017-19	28
6. Josh Davis, 2002-05	26
7. JaRon Harris, 2005-08	24
8. Dallas Goedert, 2014-17	21
9. Jason Schneider, 2011-14	20
10. Zach Heins, 2019-23	18

## SINGLE-SEASON RECEIVING TOUCHDOWNS

1. Cade Johnson, 2018	17
2. Jake Wieneke, 2014	16
Jake Wieneke, 2016	16
Jake Wieneke, 2017	16
5. Jeff Tiefenthaler, 1985	13
6. Griffin Wilde, 2024	12
7. Jeff Tiefenthaler, 1986	11
JaRon Harris, 2008	11
Jake Wieneke, 2015	11
Dallas Goedert, 2016	11

## CAREER ALL-PURPOSE YARDS

1. Zach Zenner, 2011-14	8,211
2. Josh Ranek, 1997-2001	7,946
3. Darwin Gonneman, 1966-68	5,447
4. Kyle Minett, 2007-10	5,298
5. Jake Wieneke, 2014-17	5,292
6. Isaiah Davis, 2020-23	5,281
7. Pierre Strong, Jr., 2018-21	5,235
8. Rick Wegher, 1981-84	5,025
9. Cade Johnson, 2017-19	4,550
10. Brady Mengarelli, 2014-17	4,257

## SINGLE-SEASON ALL-PURPOSE YARDS

1. Josh Ranek, 2001	2,608
2. Rick Wegher, 1984	2,405
3. Zach Zenner, 2014	2,350
4. Josh Ranek, 1999	2,313
5. Zach Zenner, 2013	2,266
6. Zach Zenner, 2012	2,241
7. Darwin Gonneman, 1968	1,960
8. Josh Ranek, 1998	1,891
9. Darwin Gonneman, 1967	1,848
10. Pierre Strong, Jr., 2021	1,836

## CAREER SCORING

1. Josh Ranek, 1997-2001	426
2. Zach Zenner, 2011-14	416
3. Chase Vinatieri, 2016-19	374
4. Jake Wieneke, 2014-17	362
5. Hunter Dustman, 2020-24	350
6. Kyle Minett, 2007-10	330
7. Parker Douglass, 2004-07	321
8. Justin Syrovatka, 2011-14	319
9. Isaiah Davis, 2020-23	310
10. Pierre Strong, Jr., 2018-21	258

## SINGLE-SEASON SCORING

1. Josh Ranek, 1999	170
2. Zach Zenner, 2014	158
3. Zach Zenner, 2013	150
4. Josh Ranek, 2001	138
5. Cole Frahm, 2021	122
6. Hunter Dustman, 2023	122
7. Chase Vinatieri, 2018	114
8. Isaiah Davis, 2023	114
9. Hunter Dustman, 2022	113
10. Kyle Minett, 2008	112

## CAREER FIELD GOALS

1. Parker Douglass, 2004-07	62
2. Justin Syrovatka, 2011-14	55
3. Hunter Dustman, 2020-24	51
4. Chase Vinatieri, 2016-19	47
5. Brett Gorden, 1995-98	36
6. Peter Reifenrath, 2008-10	34
7. Cole Frahm, 2019-21	33
8. Adam Vinatieri, 1991-94	27
9. Tony Harris, 1977-80	23
10. K.C. Johnson, 1984-86	23
Keith Witt, 2002-03	23

## SINGLE-SEASON FIELD GOALS

1. Parker Douglass, 2005	19
• 19-26, LG 54	
Justin Syrovatka, 2014	19
• 19-20, LG 46	

T1. Cole Frahm, 2021	19
• 19-28, LG 54	
4. Justin Syrovatka, 2012	18
• 18-22, LG 48	
Hunter Dustman, 2022	18
• 18-25, LG 45	
Hunter Dustman, 2023	18
• 18-24, LG 49	
7. Russ Meier, 1981	16
• 16-21 (led nation), LG 49	
Parker Douglass, 2007	16
• 16-22, LG 57	
Peter Reifenrath, 2008	16
• 16-22, LG 42	
10. Parker Douglass, 2006	15
• 15-21, LG 53	
Jay Carlson, 2015	15
• 15-22, LG 47	

## CAREER TACKLES

1. Christian Rozeboom, 2016-19	475
2. Adam Bock, 2019-2024	446
3. Greg Osmundson, 1986-89	435
4. T.J. Lally, 2012-15	415
5. J.D. Alexander, 1971-74	393
6. Darrin Thurston, 1984-87	340
7. Logan Backhaus, 2017-21	329
8. Mark Huelskamp, 1972-75	328
9. Sterne Akin, 1995-98	325
10. Doug Miller, 1989-92	322

Note: Tackles not officially recognized as an NCAA statistic until 2000

## SINGLE-SEASON TACKLES

### Since 2000

1. Ross Shafrath, 2012	150
2. R.C. Kilgore, 2013	134
3. Christian Rozeboom, 2016	132
4. Christian Rozeboom, 2017	127
5. Adam Bock, 2021	125
6. T.J. Lally, 2014	117
7. Chris Coquette, 2004	115
8. Christian Rozeboom, 2019	111
9. Jimmy Rogers, 2007	110
Jesse Bobbit, 2016	110

## CAREER TACKLES FOR LOSS

1. Danny Batten, 2006-09	52.5
2. Jeff Wolgamott, 1993-97	52.0
3. Ted Ortale, 1985-88	50.0
4. Reece Winkelman, 2018-22	46.5
5. Caleb Sanders, 2018-22	42.5
6. Zach Carter, 1994-95, 97-98	38.0
7. Mark Dunbar, 1977-80	35.0
Eric Schroeder, 2005-08	35.0
9. Adam Bock, 2019-24	34.0
10. Joey Abell, 2001-04	33.5

## SINGLE-SEASON TACKLES FOR LOSS

### Since 2000

1. Danny Batten, 2009	17.0
2. Reece Winkelman, 2022	15.5
3. Joey Abell, 2003	14.5
Danny Batten, 2008	14.5
5. Eric Schroeder, 2007	13.5
Doug Peete, 2012	13.5

T5. Reece Winkelman, 2021	13.5
8. Caleb Sanders, 2021	13.0
9. Chase Douglas, 2013	12.5
10. Danny Batten, 2007	12.0
Marshall Peugh, 2013	12.0

## CAREER SACKS

1. Mark Dunbar, 1977-80	28.0
2. Jeff Wolgamott, 1993-97	27.0
3. Danny Batten, 2006-09	23.0
Reece Winkelman, 2018-22	23.0
5. Caleb Sanders, 2018-22	21.5
6. Ryan Earith, 2016-19	19.0
7. Eric Cohen, 1978-80	18.0
8. Darwin Bishop, 1985-88	17.5
Jim Remme, 1990-93	17.5
Eric Schroeder, 2005-08	17.5

Note: Sacks became an official statistic in 1978

## SINGLE-SEASON SACKS

1. Mark Dunbar, 1978	21.0
2. Jeff Wolgamott, 1997	11.5
3. Jim Remme, 1992	10.5
4. Eric Cohen, 1979	10.0
5. Danny Batten, 2009	9.0
Chase Douglas, 2013	9.0
7. Eric Cohen, 1980	8.0
Danny Batten, 2008	8.0
Reece Winkelman, 2022	8.0
10. Jason Aune, 1994	7.5
Kellen Soulek, 2016	7.5
Cade Terveer, 2023	7.5

## CAREER INTERCEPTIONS

1. Charlie Clarksean, 1970-73	14
2. Mark Struck, 1991-95	13
3. Mike Jaunich, 1991-94	12
Wayne Rasmussen, 1961-63	12
Dalys Beanum, 2020-24	12
6. Dan Dummermuth, 1979-81	11
7. Mike Breske, 1976-80	10
Jim Smith, 1982-83	10
Greg Osmundson, 1986-89	10
Chris Coquette, 2001-04	10
Tyler Koch, 2004-07	10
Conrad Kjerstad, 2007-10	10
Je Ryan Butler, 2012-15	10

## SINGLE-SEASON INTERCEPTIONS

1. Charlie Clarksean, 1972	9
2. Mark Struck, 1993	8
3. Wayne Rasmussen, 1963	7
Jim Smith, 1983	7
Rick Wirtjes, 1984	7
Mike Jaunich, 1993	7
Tyler Koch, 2007	7
8. Arnold "Nig" Johnson, 1956	6
Mike Breske, 1979	6
Casey Hillman, 1999	6

# TOP PERFORMANCES

## SINGLE-GAME PASSING YARDS

1. Taryn Christion (32-51-0, 466, 5) .....466  
• at Southern Illinois, 10-8-2016
2. Dan Fjeldheim (37-55-1, 460, 2) .....460  
• at St. Cloud State, 9-28-2002
3. Taryn Christion (33-63-3, 430, 2) .....430  
• at Illinois State, 10-29-2016
4. Austin Sumner (16-28-0, 395, 3) .....395  
• vs. South Dakota, 11-22-2014  
Zach Lujan (25-43-2, 395, 3) .....395  
• vs. Robert Morris (Pa.), 9-26-2015
6. Todd McDonald (17-28-1, 388, 4) .....388  
• at Mankato State, 11-6-2003
7. Taryn Christion (26-41-1, 386, 5) .....386  
• at Western Illinois, 10-28-2017
8. Mike Busch (26-45-3, 379, 2) .....379  
• vs. Morningside, 9-15-1984
9. Austin Sumner (20-31-0, 377, 4) .....377  
• at Missouri State, 10-29-2011
10. Thomas O'Brien (28-45-3, 376, 2) .....376  
• at Cal Poly, 9-17-2011

## SINGLE-GAME RUSHING YARDS

1. Zach Zenner .....33 carries, 295 yds.  
• vs. Eastern Illinois, 11-24-2012 [FCS playoffs]  
Zach Zenner .....37 carries, 295 yds.  
• at North Dakota, 9-7-2013
3. Josh Ranek .....41 carries, 291 yds.  
• vs. St. Cloud State, 11-13-1999
4. Josh Ranek .....39 carries, 282 yds.  
• at North Dakota State, 10-24-1998
5. Zach Zenner .....34 carries, 278 yds.  
• at Southeastern Louisiana, 9-8-2012
6. Dan Sonnek .....41 carries, 268 yds.  
• vs. Northern Colorado, 11-16-1985
7. Dan Sonnek .....40 carries, 266 yds.  
• vs. Augustana, 10-26-1985
8. Cory Koenig .....21 carries, 259 yds.  
• vs. Cal Poly, 10-20-2007
9. Josh Ranek .....26 carries, 254 yds.  
• at North Dakota State, 10-20-2001
10. Pierre Strong, Jr. ....17 carries, 253 yds.  
• vs. South Dakota, 11-17-2018

## SINGLE-GAME TOTAL OFFENSE

1. Taryn Christion (466 pass, 9 rush) .....475 yds.  
• at Southern Illinois, 10-8-2016
2. Taryn Christion (430 pass, 26 rush) .....456 yds.  
• at Illinois State, 10-29-2016
3. Taryn Christion (303 pass, 141 rush) ....444 yds.  
• at North Dakota State, 10-15-2016
4. Dan Fjeldheim (460 pass, -18 rush) .....442 yds.  
• at St. Cloud State, 9-28-2002
5. Ted Wahl (316 pass, 123 rush) .....439 yds.  
• at North Dakota, 10-29-1988
6. Ted Wahl (370 pass, 64 rush) .....434 yds.  
• at South Dakota, 10-18-1986
7. Marty Higgins (315 pass, 109 rush) .....424 yds.  
• at Augustana, 10-23-1982
8. Taryn Christion (386 pass, 37 rush) .....423 yds.  
• at Western Illinois, 10-28-2017
9. Noel Bouché (350 pass, 66 rush) .....416 yds.  
• vs. North Dakota State, 10-25-1997
10. Zach Lujan (395 pass, 9 rush) .....404 yds.  
• vs. Robert Morris (Pa.), 9-26-2015

## SINGLE-GAME RECEIVING YARDS

1. Jeff Tiefenthaler .....12 rec., 256 yds.  
• at North Dakota, 9-27-1986
2. Jeff Tiefenthaler .....14 rec., 234 yds.  
• at South Dakota, 10-18-86
3. Jeff Tiefenthaler .....10 rec., 233 yds.  
• at Morningside, 10-5-1985
4. Jake Wieneke .....11 rec., 205 yds.  
• vs. Southern Utah, 9-12-2015
5. Dallas Goedert .....8 rec., 204 yds.  
• vs. Western Illinois, 10-1-2016
6. Nate Millerbernd .....9 rec., 202 yds.  
• vs. Mankato State, 11-16-1996
7. Cade Johnson .....7 rec., 198 yds.  
• at Southern Illinois, 11-10-2018
8. Jake Wieneke .....8 rec., 196 yds.  
• at Texas Christian, 9-3-2016
9. Josh Davis .....9 rec., 187 yds.  
• vs. North Dakota, 10-11-2003  
Jadon Janke .....10 rec., 187 yds.  
• vs. Missouri State, 11-18-2023

## SINGLE-GAME RECEPTIONS

1. Josh Davis .....16 rec., 164 yds.  
• vs. Western Washington, 10-12-2002
2. Jeff Tiefenthaler .....14 rec., 234 yds.  
• at South Dakota, 10-18-1986
3. Jeff Tiefenthaler .....12 rec., 256 yds.  
• at North Dakota, 9-27-1986  
Josh Davis .....12 rec., 138 yds.  
• at Southern (La.), 9-25-2004  
Glen Fox .....12 rec., 101 yds.  
• vs. Southern Illinois, 11-7-2009  
Dallas Goedert .....12 rec., 108 yds.  
• at Southern Illinois, 10-8-2016
7. Wayne Rasmussen .....11 rec., 150 yds.  
• at Arkansas State, 11-16-1963  
Darren Baartman .....11 rec., 138 yds.  
• vs. Northern Colorado, 11-16-1991  
Rusty Lenners .....11 rec., 114 yds.  
• at North Dakota, 9-30-1995  
Josh Davis .....11 rec., 155 yds.  
• at St. Cloud State, 9-28-2002  
Josh Davis .....11 rec., 99 yds.  
• at Winona State, 9-13-2003  
Brian Janeczek .....11 rec., 141 yds.  
• vs. Augustana, 11-6-2004  
Trevor Tiefenthaler .....11 rec., 139 yds.  
• at Eastern Washington, 12-7-2013 [FCS playoffs]  
Jake Wieneke .....11 rec., 205 yds.  
• vs. Southern Utah, 9-12-2015  
Dallas Goedert .....11 rec., 150 yds.  
• at North Dakota State, 10-15-2016  
Dallas Goedert .....11 rec., 118 yds.  
• at Illinois State, 10-29-2016  
Dallas Goedert .....11 rec., 132 yds.  
• at Montana State, 9-9-2017  
Dallas Goedert .....11 rec., 117 yds.  
• at South Dakota, 11-18-2017  
Cade Johnson .....11 rec., 74 yds.  
• vs. Illinois State, 11-9-2019

## SINGLE-GAME TACKLES

### Since 2000

1. T.J. Lally .....20  
• at North Dakota State, 11-1-2014  
Christian Rozeboom .....20  
• at Southern Illinois, 10-8-2016
3. Mike Lien .....18  
• at North Dakota State, 11-12-2010  
Ross Shafrath .....18  
• at North Dakota State, 12-1-2012 [FCS Playoffs]  
Christian Rozeboom .....18  
• at Missouri State, 10-21-2017
6. Justin Landis .....17  
• at Nebraska-Omaha, 10-4-2003  
Scott Connot .....17  
• vs. St. Cloud State, 11-1-2003  
Corey Jeske .....17  
• vs. Western Illinois, 10-9-2010  
Ross Shafrath .....17  
• vs. Youngstown State, 10-27-2012  
R.C. Kilgore .....17  
• vs. North Dakota State, 9-28-2013  
T.J. Lally .....17  
• at Western Illinois, 11-21-2015  
Adam Bock .....17  
• vs. Southern Illinois, 10-9-2021
13. Justin Landis .....16  
• vs. Northern Colorado, 11-3-2001  
Chris Johnson .....16  
• vs. Southern Utah, 11-10-2007  
Anthony Wise .....16  
• at Delaware, 9-12-2010  
Derek Domino .....16  
• at Nebraska, 9-25-2010  
Ross Shafrath .....16  
• at Kansas, 9-1-2012  
Jesse Bobbit .....16  
• vs. Cal Poly, 9-17-2016
19. Chris Coauette .....15  
• vs. North Dakota State, 10-9-2004  
Andrew Hoogeveen .....15  
• vs. Georgia Southern, 10-29-2005  
Jimmy Rogers .....15  
• vs. UC Davis, 10-28-2006  
Conrad Kjerstad .....15  
• vs. Southern Illinois, 11-7-2009  
Ross Shafrath .....15  
• at North Dakota State, 11-10-2012  
R.C. Kilgore .....15  
• at Nebraska, 9-21-2013  
R.C. Kilgore .....15  
• at Western Illinois, 10-12-2013  
R.C. Kilgore .....15  
• vs. Northern Iowa, 10-26-2013

# YEARLY LEADERS

## RUSHING YARDS

Since 1950

YEAR	NAME	NET YARDS
1950	Warren Williamson	*1,014
1951	Pete Retzlaff	*1,016
1952	Pete Retzlaff	1,008
1953	Jerry Welch	803
1954	Jerry Welch	625
1955	Bob Betz	725
1956	Bob Betz	631
1957	Jim Vacura	455
1958	Al Breske	361
1959	Joe Thorne	395
1960	Joe Thorne	803
1961	Joe Thorne	958
1962	Gary Boner	497
1963	Gale Douglas	621
1964	Gale Douglas	570
1965	Gary Hyde	192
1966	Darwin Gonnerman	552
1967	Darwin Gonnerman	*1,023
1968	Darwin Gonnerman	1,023
1969	Tim Elliott	469
1970	Tim Keller	458
1971	Les Tuma	632
1972	Les Tuma	*1,061
1973	Les Tuma	1,052
1974	Kevin Kennedy	851
1975	Dick Weikert	602
1976	Paul Konrad	466
1977	Chuck Benson	879
1978	Gary Maffett	883
1979	Dan Johnson	814
1980	Brian Bunkers	561
1981	Brian Bunkers	555
1982	Rod Riehl	392
1983	Rick Wegher	685
1984	Rick Wegher	*1,317
1985	Dan Sonnek	*1,518
1986	Dan Sonnek	732
1987	Dan Sonnek	1,036
1988	Kevin Klapprodt	778
1989	Jamie Grosdidier	932
1990	Paul Klinger	542
1991	Paul Klinger	500
1992	Dan Nelson	568
1993	Dan Nelson	1,150
1994	Paul Klinger	867
1995	Scott Sievers	764
1996	Matt Brechler	565
1997	Brian Jost	357
1998	Josh Ranek	*1,881
1999	Josh Ranek	*2,055
2000	Josh Ranek	893
2001	Josh Ranek	1,804
2002	Scott Nedved	692
2003	Anthony Watson	974
2004	Anthony Watson	1,088
2005	Cory Koenig	987
2006	Anthony Watson	742
2007	Cory Koenig	1,266
2008	Kyle Minett	1,289
2009	Kyle Minett	1,304
2010	Kyle Minett	1,208
2011	Tyrel Kool	534
2012	Zach Zenner	2,044
2013	Zach Zenner	2,015
2014	Zach Zenner	2,019
2015	Brady Mengarelli	742
2016	Brady Mengarelli	754
2017	Brady Mengarelli	849
2018	Pierre Strong, Jr.	1,116
2019	Pierre Strong, Jr.	1,018
2020-21	Isaiah Davis	818
2021	Pierre Strong, Jr.	1,686
2022	Isaiah Davis	1,451
2023	Isaiah Davis	1,578
2024	Amar Johnson	1,222

\* indicates school record at the time

## PASSING YARDS

Since 1950

YEAR	NAME	NET YARDS
1950	Herb Bartling	*411
1951	Bob Bresee	*443
1952	Forrest Zimmerman	248
1953	Phil Edwards	335
1954	Jerry Welch	*478
1955	Dick Steiner	*483
1956	Nig Johnson	*763
1957	Ron LaVallee	603
1958	John Meek	190
1959	Jim Vacura	264
1960	Dean Koster	686
1961	Dean Koster	*1,147
1962	Dean Koster	944
1963	Ron Meyer	1,091
1964	Ron Meyer	*1,385
1965	Ron Meyer	1,132
1966	Toc Anderson	576
1967	Bob Bozied	583
1968	Bob Bozied	849
1969	John Moller	998
1970	John Moller	833
1971	Fred Richardson	431
1972	John Tovar	952
1973	John Tovar	616
1974	Bill Mast	644
1975	Greg Hart	817
1976	Dick Weikert	1,227
1977	Gary Maffett	635
1978	Gary Maffett	1,049
1979	Gary Maffett	*1,429
1980	Marty Higgins	805
1981	Marty Higgins	935
1982	Mike Law	1,235
1983	Mike Law	*1,627
1984	Mike Busch	*2,426
1985	Mike Busch	*2,554
1986	Ted Wahl	2,542
1987	Ted Wahl	1,467
1988	Ted Wahl	1,928
1989	Shane Bouman	999
1990	Shane Bouman	1,281
1991	Shane Bouman	1,827
1992	Todd McDonald	1,743
1993	Todd McDonald	*2,715
1994	Bill Perron	1,116
1995	Bill Perron	2,077
1996	Noel Bouche'	1,640
1997	Noel Bouche'	1,242
1998	Noel Bouche'	1,065
1999	Andy Rennerfeldt	2,107
2000	Andy Rennerfeldt	2,005
2001	Dan Fjeldheim	2,268
2002	Dan Fjeldheim	2,663
2003	Brad Nelson	*3,141
2004	Brad Nelson	2,225
2005	Andy Kardoes	851
2006	Andy Kardoes	1,997
2007	Ryan Berry	2,132
2008	Ryan Berry	3,106
2009	Thomas O'Brien	1,448
2010	Thomas O'Brien	2,236
2011	Austin Sumner	2,382
2012	Austin Sumner	2,443
2013	Austin Sumner	2,999
2014	Zach Lujan	1,943
2015	Zach Lujan	1,861
2016	Taryn Christian	*3,714
2017	Taryn Christian	3,515
2018	Taryn Christian	3,020
2019	Keaton Heide	1,072
2020-21	Mark Gronowski	1,565
2021	Chris Oladokun	3,164
2022	Mark Gronowski	2,967
2023	Mark Gronowski	3,058
2024	Mark Gronowski	2,719

## RECEIVING YARDS

Since 1950

YEAR	NAME	YARDS
1950	Marv Kool	257
1951	Marv Kool	*456
1952	Jack Richardson	269
1953	Homer Englund	231
1954	Jerry Acheson	180
1955	Incomplete records	
1956	Dal Eisenbraun	432
1957	Howie Rice	267
1958	Dick Raddatz	169
1959	Jerry Klocker	142
1960	Roger Eischens	275
1961	Roger Eischens	*470
1962	Wayne Rasmussen	381
1963	Wayne Rasmussen	463
1964	Ed Maras	430
1965	Mike Koltun	408
1966	Terry Sorensen	278
1967	Clyde Hagen	218
1968	Clyde Hagen	304
1969	Rick Dietz	413
1970	Tom Jones	236
1971	Tom Osterberg	217
1972	Phil Houser	*536
1973	Dennis Dickey	417
1974	Dick Weikert	404
1975	Dick Weikert	285
1976	Monte Mosiman	*839
1977	Monte Mosiman	534
1978	Lionel Macklin	*882
1979	Lionel Macklin	649
1980	Kerry Pearson	632
1981	Mike Ethier	664
1982	John Herman	497
1983	Mike Ethier	785
1984	Jeff Tiefenthaler	*906
1985	Jeff Tiefenthaler	*1,056
1986	Jeff Tiefenthaler	*1,534
1987	J.D. Berreth	413
1988	J.D. Berreth	659
1989	J.D. Berreth	543
1990	Mike Myers	418
1991	Darren Baartman	552
1992	Mike Myers	446
1993	Matt Beier	830
1994	Jake Hines	529
1995	Rusty Lenners	708
1996	Nate Millerbernd	829
1997	Brett Beran	483
1998	Steve Heiden	742
1999	Brock Beran	655
2000	Brock Beran	529
2001	Josh Ranek	509
2002	Josh Davis	732
2003	Josh Davis	1,028
2004	Brian Janecek	710
2005	Josh Davis	813
2006	Micah Johnson	666
2007	JaRon Harris	664
2008	JaRon Harris	966
2009	Glen Fox	787
2010	Tyrel Kool	808
2011	Dale Moss	949
2012	Tyrel Kool	592
2013	Jason Schneider	1,088
2014	Jake Wieneke	1,404
2015	Jake Wieneke	1,472
2016	Jake Wieneke	1,316
2017	Jake Wieneke	1,111
2018	Cade Johnson	1,332
2019	Cade Johnson	1,222
2020-21	Jaxon Janke	473
2021	Jaxon Janke	1,165
2022	Jaxon Janke	857
2023	Jadon Janke	946
2024	Griffin Wilde	1,147

# YEARLY LEADERS

## RECEPTIONS

Since 1950

YEAR	NAME	No.
1950	Marv Kool	18
1951	Marv Kool	18
1952	Homer Englund	18
1953	Stanton Uhler	9
1954	Jerry Acheson	10
1955	Incomplete records	
1956	Dal Eisenbraun	*24
1957	Howie Rice	15
1958	Dick Raddatz	8
1959	Jerry Klocker	6
1960	Roger Eischens	13
1961	Roger Eischens	*27
1962	Rogers Eischens	25
1963	Wayne Rasmussen	*29
1964	Ed Maras	*29
1965	Jack Rohrs	*37
1966	Darwin Gonnerman, Terry Sorensen	22
1967	Clyde Hagen	16
1968	Clyde Hagen	30
1969	Rick Dietz	26
1970	Tom Jones	25
1971	Phil Houser	14
1972	Phil Houser	33
1973	Dennis Dickey	33
1974	Dick Weikert	21
1975	Dick Weikert	22
1976	Monte Mosiman	*51
1977	Monte Mosiman	40
1978	Lionel Macklin	*51
1979	Lionel Macklin	46
1980	Kerry Pearson	37
1981	Mike Ethier	47
1982	Mike Ethier	31
1983	Mike Ethier	41
1984	Dennis Thomas	47
1985	Jeff Tiefenthaler	*54
1986	Jeff Tiefenthaler	*73
1987	Dan Sonnek	34
1988	Darren Baartman	33
1989	J.D. Berreth	26
1990	Darren Baartman/Darin Brickman	28
1991	Mike Myers	54
1992	Mike Myers	34
1993	Matt Beier	49
1994	Jake Hines	44
1995	Rusty Lenner	55
1996	Rusty Lenner	50
1997	Nate Millerbernd	44
1998	Steve Heiden	46
1999	Brock Beran	40
2000	Brock Beran	36
2001	Kris Garry	42
2002	Josh Davis	70
2003	Josh Davis	63
2004	Brian Janecek	52
2005	Josh Davis	49
2006	Micah Johnson	44
2007	JaRon Harris	40
2008	JaRon Harris	70
2009	Glen Fox	62
2010	Tyrel Kool	64
2011	Dale Moss/Aaron Rollin	61
2012	Tyrel Kool	47
2013	Jason Schneider	*78
2014	Jake Wieneke	73
2015	Jake Wieneke	72
2016	Dallas Goedert	*92
2017	Dallas Goedert	72
2018	Cade Johnson	67
2019	Cade Johnson	72
2020-21	Jaxon Janke	32
2021	Jaxon Janke	72
2022	Jaxon Janke	60
2023	Jadon Janke	57
2024	Griffin Wilde	70

\* indicates school record at the time

## KICK RETURN YARDS

Since 1950

YEAR	NAME	YARDS
1950	Gene Cheever	136
1951	Pete Retzlaff	289
1952	Jerry Welch	427
1953	Jerry Welch	306
1954	Incomplete Records	
1955	Larry Korver	151
1956	Bob Betz	148
1957	Jim Vacura	270
1958	Al Breske	115
1959	Jim Vacura	146
1960	Jerry Klocker	225
1961	Casper Klucas	296
1962	Gary Boner	*601
1963	Reed Sanderson	222
1964	Reed Sanderson	*647
1965	Vern Schoolmeester	309
1966	Darwin Gonnerman	*725
1967	Darwin Gonnerman	396
1968	Darwin Gonnerman	720
1969	Tom Settje	358
1970	Tom Osterberg	299
1971	Phil Houser	338
1972	Phil Houser	490
1973	Les Tuma	460
1974	Sam Harris	368
1975	Bill Bunkers	262
1976	Jon Bly	146
1977	Ron Schneider	164
1978	Dan Johnson	233
1979	Dave Nissen	95
1980	Ron Schneider	417
1981	Rick Wegher	208
1982	Rick Wegher	428
1983	Rick Wegher	490
1984	Rick Wegher	*824
1985	Vince Mendez	515
1986	J.D. Berreth	311
1987	Garry Claytor	310
1988	Jamie Grosdidier	476
1989	Darin Brickman	324
1990	Darin Brickman	469
1991	Dean Herrboldt	342
1992	Dean Herrboldt	307
1993	Dean Herrboldt	599
1994	Dean Herrboldt	398
1995	Brett Beran	476
1996	Brett Beran	324
1997	Nate Millerbernd	251
1998	Brock Beran	560
1999	Brock Beran	609
2000	Kevin Brown	707
2001	Kevin Brown	468
2002	Kevin Brown	511
2003	Kevin Brown	379
2004	Micah Johnson	147
2005	JaRon Harris	333
2006	JaRon Harris	273
2007	Adam Monke	524
2008	Cole Brodie	675
2009	Cole Brodie	288
2010	Cole Brodie	423
2011	Zach Zenner	754
2012	Trevor Tiefenthaler	370
2013	Dom Wright	332
2014	Trevor Wesley	293
2015	Trevor Wesley	369
2016	Brady Mengarelli	556
2017	Cade Johnson	*839
2018	Cade Johnson	462
2019	Cade Johnson	195
2020-21	Isaiah Davis	228
2021	Tyler Feldkamp	248
2022	Jadon Janke	162
2023	Amar Johnson	282
2024	Angel Johnson	307

## SCORING LEADERS

Since 1950

YEAR	NAME	Pts.
1950	Warren Williamson	*84
1951	Pete Retzlaff	66
1952	Jerry Welch	72
1953	Jerry Welch	72
1954	Jerry Welch	71
1955	Incomplete Records	
1956	Dal Eisenbraun	48
1957	Ron LaVallee	42
1958	Dal Eisenbraun	48
1959	Joe Thorne, Brent Wika	18
1960	Joe Thorne	48
1961	Joe Thorne	74
1962	John Stone	51
1963	Gale Douglas	58
1964	Ed Maras	41
1965	Ed Maras	24
1966	Tod Macik	54
1967	Darwin Gonnerman	*102
1968	Darwin Gonnerman	97
1969	Max Sinclair	36
1970	Tim Keller	30
1971	Dean Krogman	32
1972	Les Tuma	66
1973	Mike Doty	69
1974	Dick Weikert	78
1975	Dick Weikert	66
1976	Monte Mosiman	36
1977	Gary Maffett	60
1978	Gary Maffett	48
1979	Tony Harris	64
1980	Tony Harris	50
1981	Russ Meier	69
1982	Mike Law, Ken Jensen	36
1983	Ken Jensen	45
1984	Rick Wegher	92
1985	Jeff Tiefenthaler	82
1986	Jeff Tiefenthaler	66
1987	Dan Sonnek	90
1988	Kevin Klapprodt	84
1989	Jamie Grosdidier	54
1990	Jamie Grosdidier	48
1991	Darren Baartman	42
1992	Adam Vinatieri	40
1993	Dan Nelson	96
1994	Paul Klinger	90
1995	Brett Gorden	59
1996	Rusty Lenner	54
1997	Brett Gorden	33
1998	Josh Ranek	78
1999	Josh Ranek	*170
2000	Scott Nedved	66
2001	Josh Ranek	138
2002	Scott Nedved	78
2003	Keith Witt	63
2004	Parker Douglass	65
2005	Parker Douglass	99
2006	Parker Douglass	67
2007	Cory Koenig	100
2008	Kyle Minett	112
2009	Kyle Minett	102
2010	Kyle Minett	74
2011	Aaron Rollin	42
2012	Justin Syrovatka	86
2013	Zach Zenner	150
2014	Zach Zenner	158
2015	Jay Carlson	83
2016	Jake Wieneke	96
2017	Jake Wieneke	104
2018	Chase Vinatieri	114
2019	Chase Vinatieri	68
2020-21	Cole Frahm	72
2021	Cole Frahm	122
2022	Hunter Dustman	113
2023	Hunter Dustman	122
2024	Hunter Dustman	110

# YEARLY LEADERS

## INTERCEPTIONS

Since 1956

YEAR	NAME	No.
1956	Nig Johnson.....	*6
1957	Howie Rice .....	4
1958	Brent Wika .....	2
1959	Jim Vacura, Pat Kern.....	2
1960	John Stone .....	3
1961	Wayne Rasmussen .....	3
1962	Doug Peterson .....	4
1963	Wayne Rasmussen .....	*7
1964	Terry Sorensen, Gary Hyde.....	3
1965	Gene Vostad .....	3
1966	Jeff Chicoine .....	3
1967	Tom Ball .....	4
1968	Alan Allen .....	4
1969	Jim Kepainen, Chuck Kavanagh.....	3
1970	Rick Heard, Chuck Kavanagh.....	3
1971	Jim Heinitz, Don Johnson, Mike Kolling .....	2
1972	Charlie Clarksean .....	*9
1973	Charlie Clarksean, Mark Huelskamp .....	3
1974	Doug Jackson, Steve Pier .....	3
1974	Mark Huelskamp .....	4
1975	Doug Jackson, Mark Samlaska .....	3
1976	Doug Jackson .....	3
1977	Bob Schmidt .....	4
1978	Randy Jones, Paul Kippley, Todd Richards .....	2
1979	Mike Breske.....	6
1980	Dan Dummermuth.....	4
1981	Dan Dummermuth.....	5
1982	Jim Smith.....	3
1983	Jim Smith.....	3
1984	Rick Wirtjes .....	7
1985	Gregg Schmidt, Howard Lansman .....	3
1986	Tom Sieh .....	4
1987	Dan Ziegler .....	5
1988	Jim Koeppel, Greg Osmundson .....	4
1989	Steve Severson.....	4
1990	Tom Haensel, Scott Lewis .....	3
1991	Ken Tiefenthaler .....	3
1991	Jeff Ching, Doug Miller, Dave Peterson .....	3
1992	Dave Peterson.....	5
1993	Mark Struck .....	8
1994	Mike Jaunich .....	4
1995	Vic Sosa .....	3
1996	Sterne Akin, Mike Hunter, Joel Lensegrav .....	2
1997	Mike Struck .....	3
1998	Mike Hunter, Jason Melcher .....	2
1999	Casey Hillman .....	6
2000	Chris Reiner .....	4
2001	Kevin Brown, Scott Connot, Joe Ford, Justin Landis .....	3
2002	Kevin Brown, Chris Coquette .....	3
2003	Scott Connot .....	4
2004	Chris Coquette .....	5
2005	Hank McCall .....	3
2006	Brock Gentile.....	3
2007	Tyler Koch .....	7
2008	Conrad Kjerstad .....	4
2009	Derek Domino, Conrad Kjerstad .....	5
2010	Cole Brodie .....	5
2011	Winston Wright .....	3
2012	Skyler Luxa .....	3
2013	Je Ryan Butler, Winston Wright .....	4
2014	Melvin Taveras .....	3
2015	Nick Farina, Jimmie Forsythe, Je Ryan Butler .....	2
2016	Dallas Brown .....	3
2017	Lorenzo Williams.....	4
2018	Zy Mosley .....	4
2019	Logan Backhaus, Michael Griffin II .....	4
2020-21	Joshua Manchigiah .....	4
2021	Dalys Beanum.....	4
2022	DyShawn Gales .....	5
2023	Dalys Beanum.....	5
2024	Matthew Durrance, Tucker Large .....	3

\* indicates school record at the time

## TACKLES

Since 1978

YEAR	NAME	SOLO-AST-TOT
1978	Rick Reese.....	55-71 - 126
1979	Mike Breske, Mark Dunbar.....	90
1980	Tom Olson .....	57-55 - 112
1981	Tom Olson .....	53-37 - 90
1982	Dave Fremark .....	38-35 - 73
1983	Dave Fremark .....	50-38 - 88
1984	Todd Yackley .....	42-80 - 122
1985	Darrin Thurston .....	50-65 - 115
1986	Darrin Thurston .....	47-96 - 143
1987	Greg Osmundson .....	46-84 - 132
1988	Mike Rupert.....	31-68 - 99
1989	Greg Osmundson .....	55-72 - 126
1990	Tom Haensel .....	34-52 - 86
1991	Doug Miller .....	41-73 - 114
1992	Doug Miller .....	42-49 - 91
1993	Casey Rasmussen.....	37-44 - 81
1994	Tim Fogarty .....	34-55 - 89
1995	Tim Fogarty .....	33-63 - 96
1996	Chad Peters .....	36-63 - 99
1997	Sterne Akin .....	55-38 - 93
1998	Sterne Akin.....	73-35 - 108
1999	Chris Reiner .....	50-33 - 83
2000	Kyle Haroldson.....	60-24 - 72
2001	Justin Landis .....	60-20 - 80
2002	Scott Connot.....	46-32 - 76
2003	Scott Connot .....	54-40 - 94
2004	Chris Coquette .....	60-55 - 115
2005	Billy Ray Kirch .....	28-50 - 78
2006	Justin Kubesh .....	39-41 - 79
2007	Jimmy Rogers .....	47-63 - 110
2008	Jimmy Rogers.....	39-54 - 93
2009	Derek Domino .....	47-53 - 100
2010	Derek Domino .....	36-67 - 103
2011	Mike Lien .....	29-71 - 100
2012	Ross Sharfrath .....	88-62 - 150
2013	R.C. Kilgore .....	53-81 - 134
2014	T.J. Lally .....	52-65 - 117
2015	T.J. Lally .....	38-64 - 102
2016	Christian Rozeboom .....	58-74 - 132
2017	Christian Rozeboom .....	67-60 - 127
2018	Christian Rozeboom .....	53-52 - 105
2019	Christian Rozeboom.....	57-54 - 111
2020-21	Adam Bock .....	36-38 - 74
2021	Adam Bock.....	66-59 - 125
2022	Jason Freeman .....	54-30 - 84
2023	Jason Freeman.....	48-57 - 105
2024	Adam Bock.....	52-50 - 102

## SACKS

Since 1978

YEAR	NAME	No.
1978	Mark Dunbar.....	21.0
1979	Eric Cohen.....	10.0
1980	Eric Cohen.....	8.0
1981	D. Knowlton, D. Larsen, E. Wilkins .....	4.0
1982	Dave Knowlton .....	5.0
1983	Jim Gray.....	4.5
1984	Todd Yackley .....	7.0
1985	Brian Sisley .....	5.0
1986	J.J. Weems, Darwin Bishop .....	4.0
1987	Darwin Bishop .....	3.0
1988	Darwin Bishop, Kevin Tetzlaff.....	6.5
1989	Kevin Tetzlaff .....	6.0
1990	Dan Hoke .....	5.0
1991	Dan Hoke .....	5.5
1992	Jim Remme .....	10.5
1993	Jim Remme .....	3.0
1994	Jason Aune.....	7.5
1995	Zach Carter .....	5.5
1996	Jeff Wolgamott .....	6.5
1997	Jeff Wolgamott.....	11.5
1998	Zach Carter .....	6.5
1999	Matt Peterson .....	2.0
2000	Phil Oksness .....	3.5
2001	Brandon Thiesse .....	3.5
2002	Dallas Clarksean .....	5.0
2003	Joey Abell .....	7.0
2004	Joey Abell .....	5.0
2005	Hank Goff .....	5.0
2006	Eric Schroeder.....	6.5
2007	Eric Schroeder.....	6.5
2008	Danny Batten.....	8.0
2009	Danny Batten.....	9.0
2010	Corey Jeske, Dirk Kool, Andy Mink .....	3.0
2011	Andy Mink .....	6.0
2012	David Hettiger, T.J. Lally, Doug Peete.....	6.0
2013	Chase Douglas.....	9.0
2014	Jack Sherlock.....	3.0
2015	Cole Langer .....	4.5
2016	Kellen Soulek .....	7.5
2017	Ryan Earith.....	5.0
2018	Ryan Earith.....	5.5
2019	Ryan Earith, Reece Winkelman .....	6.5
2020-21	Caleb Sanders.....	5.0
2021	Caleb Sanders.....	6.5
2022	Reece Winkelman .....	8.0
2023	Cade Terveer.....	7.5
2024	Kobe Clayborne, Bryce Hawthorne.....	4.5



Christian Rozeboom registered more than 100 tackles in each of his four seasons from 2016-19. Rozeboom finished his career with a school-record 475 tackles and has gone on to a career in the National Football League.

# LETTERMEN

## —A—

Aamot, Merle 1954  
 Aanderud, Jake 2019  
 Aanonson, Paul 2005-07  
 Abbott, Chris 2002-03  
 Abbott, Cleve 1912-13-14-15  
 Abell, Joey 2001-02-03-04  
 Acheson, Dave 1957-58-59  
 Acheson, Jerry 1954-55  
 Adams, Greg 1987-88-89-90  
 Ahrens, Travis 2002-03-04  
 Akin, Sterne 1995-96-97-98  
 Alder, Lloyd 1927-28-29  
 Alexander, J.D. 1971-72-73-74  
 Alfred, Brad 1976-77-78  
 Alfredson, George 1957-58  
 Allen, Alan 1967-68-69  
 Alpers, David 2024  
 Amen, Howard 1949-50  
 Amundson, Thad 1996-97-98  
 Anderson, Adam 2016-17-18-19  
 Anderson, Arley 1941  
 Anderson, Arlin 1951-52-53  
 Anderson, Charles 1948-49-50  
 Anderson, Craig 1982  
 Anderson, Dana 1979-80  
 Anderson, Erling 1948-49  
 Anderson, Gale 1939-40-46  
 Anderson, Greg 1978  
 Anderson, Kenneth 1940  
 Anderson, Leon 1916  
 Anderson, Leon 1939-40-41  
 Anderson, Matt 1998-99-2000-01  
 Anderson, Matt 2005-06-07  
 Anderson, Quentin 1939-40  
 Anderson, Richard 1953  
 Anderson, Roger 1950-51-52  
 Anderson, Tom 1966-67  
 Andrews, Brandon 2013-14-15  
 Andries, William 1933-34  
 Arcadi, Matt 2000  
 Archer, Tom 1939-40  
 Armstrong, Larry 1969  
 Arndt, Alfred 1932-33-34  
 Arnold, Loren 1928  
 Arrell, Steven 2021-22-23-24  
 Ashmore, Kenneth 1953-54  
 Atkinson, Ray 1905-06-07-08-09  
 Aune, Jason 1992-94-95-96

## —B—

Baartman, Darren 1988-89-90-91  
 Backhaus, Logan 2017-18-19-20-21  
 Backlund, Harold 1951-52-53-54  
 Backman, Adolph 1920-21-22  
 Bacon, Spec 1919  
 Bade, Aaron 1956  
 Bainbridge, Neal 2003-04-05-06  
 Baker, Harry 1927-28-29  
 Baldwin, Dan 1986-89  
 Balfany, Jack 1933  
 Ball, Thomas 1967  
 Baloun, Max 2022-23-24  
 Balster, Chris 2014-15-16-17  
 Banasiak, Christian 2016  
 Bandy, Kenneth 1946  
 Barber, Mark 1934-35  
 Barber, Mike 1992-93-94-95  
 Barkley, Lester 1940-41  
 Barnes, Duane 1966-67  
 Barnett, Matt 2020-21  
 Barrett, Austin 2017  
 Barrick, Steve 1983  
 Bartels, Dan 1976-77  
 Bartlett, Donald 1948-49-50  
 Bartling, Herb 1947-48-49-50  
 Bartling, Jay 1973  
 Basham, Ross 2008-09-10  
 Bass, Ian 2020  
 Batten, Danny 2006-07-08-09  
 Bauer, Canyon 2020-21-22

Bauman, Dan 1995-96  
 Baxa, Fred 1933  
 Bazata, Steven 2006-07-08-09  
 Beanum, Dalys 2020-21-22-23-24  
 Beck, Brad 1998-99-00  
 Beck, Chris 1996-97-98  
 Beerntsen, Evan 2022-23-24  
 Begeman, Brenden 2024  
 Beier, Bruce 1954-55  
 Beier, Matt 1992-93-94-96  
 Bell, Gerald 1941-42-46  
 Bell, Jon 2023  
 Bell, Lowell 1948  
 Bender, Casey 2007-08-09  
 Benedetto, Vince 2010-11-12-13  
 Benson, Austin 2014  
 Benson, Chuck 1975-76-77-78  
 Benson, Gifford 1930-31-32  
 Benson, LeRoy 1963-64-65  
 Beran, Brett 1994-95-96-97  
 Beran, Brock 1997-98-99-2000  
 Berg, Jarek 2017-18-19  
 Bergan, LeRoy 1958  
 Berreth, J.D. 1986-87-88-89  
 Berry, Matt 1996-97-98-99  
 Berry, Ryan 2005-07-08  
 Bertram, August 1947-48-49  
 Bertram, Jake 1946  
 Betz, Bob 1954-55-56  
 Beyer, Alex 2008-09-10  
 Bibby, Erwin 1907-08-09-10  
 Bibby, F.J. 1911  
 Bidingger, Dave 1982-83-85  
 Biegert, Howard 1923-24-25-26  
 Bies, Orval 1944-45  
 Biggerstaff, Brian 1988-89-90  
 Billings, Roger 1942  
 Bishop, Darwin 1985-86-87-88  
 Blackburn, Mike 2003-04  
 Blackman, Joseph 2006-08-09  
 Blalark, Frank 1999-2002  
 Blasius, Turner 2019  
 Blaze, Francis 1956-57-58  
 Blazey, Matt 1976  
 Blikinger, Loren 1946  
 Bloom, Taylor 2014-15  
 Bloom, Tom 1987-88-89-90  
 Bloomenrader, Jharet 2022-23  
 Blum, Jared 2015-16  
 Bly, Jon 1975-76-77-78  
 Boardman 1927  
 Bobbit, Jesse 2013-14-15-16  
 Bock, Adam 2020-21-22-23-24  
 Boden, Lynn 1971-72-73-74  
 Boetel, Mike 1989-90-91-92  
 Bohlinger, Jay 1992-93-94-96  
 Bondhus, Leland 1958-59-60  
 Boner, Gary 1962  
 Bonnell, Marty 1973  
 Bonus, Ray 1981-82  
 Bonwell, Jason 2006-07  
 Booth, Adam 1996-97-98  
 Bottum, Tim 1998  
 Bouche', Noel 1996-97-98  
 Bouman, Shane 1988-89-90-91  
 Bowar, Earl 1937  
 Bowers, Harold 1926  
 Bowers, Zacharia 2010-11  
 Bowles, Fred 1905-06  
 Bowyer, Dale 1948-49-50  
 Bozied, Bob 1966-67-68  
 Braa, Emery 1953-54  
 Brandt, Andrew 2000-01  
 Braun, Don 1940  
 Brechler, Matt 1996-97  
 Breland, Kevin 1979-80  
 Brenner, Kevin 2021-22-23-24  
 Breske, Alois 1956-57-58  
 Breske, Mike 1979-80  
 Bressee, Robert 1949-50-51

Brevik, Arnold 1926  
 Breyfogle, Collin 1991-92-93  
 Breyfogle, Scott 2003-04-05-06  
 Brickman, Darin 1986-88-89-90  
 Bridenstine, David 1969  
 Brill, Arden 1936-37-38  
 Brink, Ryan 1993-94-95  
 Broadhurst, Tom 1954-57  
 Brockshus, Ross 1983-84  
 Brodie, Cole 2007-08-09-10  
 Bromberg, Nickolas 1930-31-32  
 Brooks, Ray 1908  
 Brown, Andrew 2012-13  
 Brown, Dallas 2013-14-15-16  
 Brown, Don 1939  
 Brown, Don 1964  
 Brown, Edward 1947-48  
 Brown, Jacob 2016-17-18-19  
 Brown, Jordan 2015-16-17-18  
 Brown, Kevin 2000-01-02-03  
 Brown, Levi 2018  
 Brown, Walker 1996  
 Bruss, Barry 1988-89  
 Brown, Robert 1947  
 Buchholtz, Josh 1998-99-00-01  
 Buchner, Zach 2010-11  
 Buck, Jim 1986-88  
 Buller, Gary 1972-73-74  
 Bunch, Woody 1972-73  
 Bunkers, Bill 1975-76  
 Bunkers, Brian 1979-80-81  
 Burckhardt, Dennis 1958  
 Burckhardt, Reed 2005-06-07  
 Burdett, William 1917-19  
 Buri, Josh 2022  
 Burke, Bryan 2012-13  
 Burns, Tim 1989-90-91-92  
 Busch, Mike 1984-85  
 Bushey, Alfred 1913  
 Buss, Mike 1964-65-66  
 Butler, Je Ryan 2012-13-14-15  
 Bylander, Ervin 1941-42

## —C—

Cade, Kevin 1982-83-84  
 Cadwell, Lacey 1911-12-13  
 Cady, Emerson 1923  
 Callender, Daniel 2017  
 Campbell, Brock 2005-06-07-08  
 Campbell, Deyon 2018-19  
 Campbell, Zach 2003-04  
 Canfield, William 1974-75  
 Carey, Eugene 1920-21-22  
 Carlisle, Martin 1925  
 Carlson, Jay 2012-13-14-15  
 Carlson, Steve 1951  
 Carmody, Mike 1980-81  
 Carr, Donald 1930-31  
 Carr, Robert 1937-38  
 Carr, Robert 1963  
 Carr, Nick 2014-16  
 Carr, Trey 2014  
 Carter, Jim 1953-54-55  
 Carter, Zach 1994-95-97-98  
 Castle, Will 2010-11-12  
 Catlett, Bland 1911  
 Cavanaugh, George 1984  
 Cavanaugh, Skyler 2017-19-20-21  
 Cave, Brad 2001  
 Cave, Dale 1984-85  
 Chadderdon, Abe 1974-75  
 Chandler, Dana 1988-89  
 Chappell, Vincent 1912-13  
 Charleston, Don 1975-76-77  
 Cheever, Eugene 1948-49-50  
 Chicoina, Jeff 1965-66-67  
 Chilcott, Ralph 1905-06-07-08  
 Ching, Jeff 1989-90-91  
 Christensen, Brad 1979-80-81  
 Christensen, Douglas 1948  
 Christensen, Quinten 2023-24

Christenson, Ron 1973-74-75  
 Christie, Roland 1928-29  
 Christon, Taryn 2015-16-17-18  
 Christner, Jeremy 2017-18  
 Christopherson, Merrith 1945-46  
 Clabes, Ray 1923  
 Clancy, Don 1940-41  
 Clare, Dominique 2008-10-11  
 Clark, Matt 2015-16-19  
 Clarksean, Charlie 1971-72-73  
 Clarksean, Dallas 2000-01-02  
 Clayborne, Kobe 2024  
 Claytor, Garry 1987  
 Clemens, Jim 1986  
 Coauette, Chris 2001-02-03-04  
 Cochart, Colin 2007-08-09-10  
 Coffey, Frank 1921-22  
 Coffey, Robert 1921-22-23-24  
 Cohen, Eric 1978-79-80  
 Cole Jr., Devon 2022-23-24  
 Collinge, Vernie 1916  
 Connot, Scott 2001-02-03  
 Convey, Dan 1984-85  
 Cook, Arnold 1941-46-47  
 Cook, William 1947-48-49  
 Cooney, Judd 1957-59  
 Coons, A.J. 2021-22  
 Coplan, Max 1916  
 Corning, Leon 1946-47  
 Cotter, James 1968  
 Cotton, Cody 203  
 Cox, Dalton 2015-16-17-18  
 Cox, Dave 1971-72  
 Craddock, Richard 1949-50-51  
 Craig, Beverly 1946-47-48-49  
 Craig, Jim 1957-58  
 Crandall, Steve 1965  
 Cravens, Chad 1990-92  
 Crawford, Ryan 2008-09  
 Cron, Steve 1977-78-79  
 Cronin, Joe 1967  
 Cross, George 1923-24  
 Crumly, Preston 2004-05-06-07  
 Cunningham, Daniel 1959-60-61  
 Cunningham, Michael 1999  
 Cuppy, Casey 2010

## —D—

Daiss, Mike 1979-80  
 Dalthorp, Charles 1917-19  
 Daniel, Mikey 2016-17-18-19  
 Daughters, Seth 2009-10-12  
 Dautermann, Aydan 2022-23-24  
 Davis, Isaiah 2020-21-22-23  
 Davis, Jeff 2002-03-04  
 Davis, Josh 2002-03-04-05  
 Day, Tim 1985  
 Deaver, Kasey 2003-04-05  
 DeBerg, Jarvis 1979-80-81  
 DeBoer, Harvey 1944-45  
 DeBoom, Kermit 1958-59  
 Decker, Doug 1978-79-80

Decker, Jim 1971-72-73  
 Dee, Dennis 1962-63-64  
 DeGeest, Derek 2001-02  
 Dei, Ruey 2006  
 deKramer, Kristoff 1999  
 DeLaHunt, Dan 1974-75-76  
 Delbridge, Chet 2003  
 Delbridge, Shane 1999-2001-02-03  
 DeMartra, Tyler 2018-19  
 Demers, John 1984-85  
 Denevan, Tom 1989-90  
 Denhart, Cecil 1905-06-07  
 Denker, Roger 1953-54  
 DePriest, Jarod 2020-21-22-23-24  
 DeVaney, Jim 1960-61  
 Devanney, Vince 1942  
 DeVery, John 1929  
 DeWitt, John 1946-47-48-49  
 Dickey, Dennis 1972-73  
 Diehl, Wallace 1933-34-35  
 Dierkhising, Darrick 1995  
 Dierks, Dean 1984-85-86  
 Diesch, Mark 1982-83-84-85  
 Dietterle, Jamie 1998-99  
 Dietz, Rick 1966-68-69  
 Dinkel, Ben 2019-20-21  
 Doblar, Chris 2005-06-07  
 Dolan, Mark 1980-81-82  
 Domandle, Jack 2018  
 Domino, Derek 2007-08-09-10  
 Donald, Bo 2022  
 Dorgan, Zach 2018  
 Dorman, Jim 1972-73  
 Dosh, Walter 2002  
 Doty, Mike 1971-72-73  
 Douglas, Chase 2010-11-12-13  
 Douglas, Dalton 2017  
 Douglas, Gale 1962-63-64  
 Douglas, Gordon 1932-34  
 Douglass, Parker 2004-05-06-07  
 Dragash, Nickolas 1935-36-37  
 Dralle, Greg 1981-82-83-84  
 Drotzmann, Michael 2022  
 Duffy, Tyler 2008-09-10  
 Duitscher, Dan 1985-86-87-88  
 Dummermuth, Dan 1979-80-81  
 Dunbar, Mark 1977-78-79-80  
 Duncanson, Kenneth 1938  
 Dunn, John 1916  
 During, Elman 1941-42  
 Durkin, Pat 1964-65-66  
 Durland, Bob 1950-51-52  
 Durland, Tom 1941-42-47  
 Durrance, Matthew 2022-23-24  
 Dustman, Hunter 2021-22-23-24  
 Dwyer, Jim 1961-62-63  
 Dykhous, Dana 1976-77-78  
 Dykhous, Dan 2004-05-06  
 Dyson, James 1938



Neal Bainbridge, left, and Micah Johnson were selected to play in the Hula Bowl following the 2006 season.

## -E-

Earhart, Ryan 2016-17-18-19  
 Edwards, Phillip 1953  
 Egge, Gustav 1907  
 Eggers, Arthur 1926  
 Eggers, Bob 1924-26  
 Eggers, Douglas 1949-50-51  
 Eggers, John 1928  
 Eichstadt, Scott 1973-74-75  
 Eide, Lance 2017-18-19  
 Eidsmoe, Marble 1913  
 Eidsness, John 1967  
 Eischens, Roger 1960-61-62  
 Eisenbraun, Dal 1955-56  
 Eitrem, Jeff 1977-78-79  
 Eitriem, Richard 1952  
 Ekberg, Alvin 1938-39  
 Ekeren, Jesse 2008  
 Ekern, Bob 1924-25-26  
 Elder, Erin 1992  
 Elfering, Steve 1988-89-90  
 Eliason, Jay 1977-78-79  
 Ellingson, Link 1977-78-79  
 Elliott, Tim 1968-69-70  
 Ellwanger, Bob 1969-70-71  
 Elmore, Charles 2012-13  
 Elrod, Gene 1987-88-89  
 Emmerich, James 1937-38-39  
 Emmerich, Rollins 1934-35  
 Engen, Robert 1946  
 Engle, Phil 1970-71-72  
 Englemann, Weert 1927-28-29  
 Engler, Leonard 1938-39-40  
 Englund, Brad 1973-74-75  
 Englund, Homer 1948-49-50-52  
 Epps, James 2004-05  
 Evans, Jake 2002  
 Erickson, Mitch 2004-05-06-07  
 Erickson, Paul 1975-76-77  
 Erickson, Ronald 1951-52-53-54  
 Ervin, Elijah 2024  
 Estes, John 1995  
 Ethier, Mike 1981-82-83  
 Evans, Al 1951-52-53  
 Evans, David 1934-35  
 Evans, Diamond 2019  
 Evans, Warren 1939-40  
 Evans, William 1917

## -F-

Farina, Nick 2014-15-16-17  
 Farley, Greg 1985-86-87-88  
 Farrand, Lyle 1962-63-64  
 Fast, Ben 1999-2000-01-02  
 Fawcett, Rodney 1961  
 Fejfar, Adolph 1957  
 Feldkamp, Tyler 2021-22  
 Feller, Erich 2008-09-10-11  
 Fenn, Benjamin 1921-22  
 Fenner, Vick 1936  
 Fennig, Dave 1963

Ferdig, Mark 1991  
 Fergen, James 1937-38  
 Fick, Jon 2009-10-11-12  
 Finnes, Tyler 2014-15  
 Fischer, Brian 2007-08-09-10  
 Fischer, Clayton 1974-75-76  
 Fischer, Donald "D.J." 2002-03-04-05  
 Fischer, Paul 2003-05  
 Fisher, Gary 1983  
 Fisher, Max 1915  
 Fisher, Mike 1951  
 Fitzgibbons, Tom 1955-56  
 Fitzsimmons, Josiah 2011-12  
 Fjeldheim, Dan 2000-01-02  
 Flanagan, Vance 1995  
 Flesner, Nick 2005-06-07-08  
 Floyd, Chris 1989-90  
 Flyger, Mike 1973  
 Fogarty, Tim 1992-93-94-95  
 Foley, Scott 1990  
 Ford, Joe 2000-01-02  
 Forsythe, Jimmie 2012-13-14-15  
 Foshier, Cory 1999-2000  
 Foster, Mike 1995  
 Foster, Nathan 1998-99-00  
 Fox, Glen 2006-07-08-09  
 Fox, Merle 1905  
 Frahm, Cole 2019-20-21  
 Frain, Austin 2007  
 Franc, Caleb 2020-21-23-24  
 Francois, Rodney 2000-01-02-03  
 Frandsen, George 1926-28  
 Frandsen, Hugh 1933-34  
 Frank, Don 1957-58  
 Frank, Ronald 1959-60-61  
 Franz, Pete 1954  
 Franzen, Cody 1998-99-2000-01  
 Frazier, Monty 1967  
 Frederickson, Chip 1995-96-97  
 Freed, James 1947  
 Freeman, Jason 2022-23  
 Fremark, Dave 1980-81-82-83  
 Friberg, Elmore 1940-45  
 Frick, Cyril 1959-60  
 Fridley, Harry 1915  
 Fritz, Adam 2006-07-08  
 Fritze, Matt 2002  
 Fujan, Ron 1976-77-78

## -G-

Gabriel, Ben 1957  
 Gage, William 1915  
 Gales, DyShawn 2019-20-21-22-23  
 Gall, Mike 1980  
 Galvin, Jeff 1987-88-89  
 Gandy, Jordan 2019  
 Gandy, Reggie 2012-13-14-15  
 Gannon, Greyton 2023-24  
 Gant, Brandon 2008-10-11  
 Gardner, Don 2018-19-20-21  
 Garry, Jerome 1976-77-78

Garry, Kris 1999-2000-01  
 Gary, Jim 1982  
 Gaughran, Dick 1959-60-61  
 Gaul, Milo 1954-55  
 Gaul, Ray 1959-60  
 Gearhart, Blake 1990-91-92  
 Gee, George 1915  
 Gehant, George 1940-41-42  
 Geissler, Stefan 2007-08  
 Genant, Wes 2016-17-18-20-21  
 Gentile, Brock 2004-05-06-07  
 Gentile, Jake 2011-12-13-14  
 Gibbons, Harry 1948-49-50  
 Gibbs, J'Bore 2019  
 Gibson, Taylor 2012-13  
 Gieneart, Les 1950-51-52  
 Gilbert, Arthur 1917  
 Gilbert, Bob 1942  
 Gilbert, Paul 1946-47  
 Gilbertson, Mike 1965  
 Gillen, Scott 2005-06-07-08  
 Gimbel, Greg 1966-67-68  
 Ginsberg, Isadore 1933-34  
 Girard, Dave 1966-67  
 Gissler, Bob 1973-74-75  
 Glasrud, Dave 1963-64-65  
 Goble, Jeff 1990-91-92  
 Godley, David 2011-12  
 Goedert, Dallas 2014-15-16-17  
 Goering, Graham 2023-24  
 Goff, Hank 2005  
 Goldstein, Sidney 1935  
 Gonneman, Darwin 1966-67-68  
 Gorden, Brett 1995-96-97-98  
 Gormley, Brody 2023  
 Gosmire, Edgar 1949-50-51  
 Gottlob, Shayne 2014-15-16  
 Gouch, Britton 2006  
 Granger, Paul 1908-09-10  
 Grath, Bob 1940-46  
 Gray, Jim 1981-83  
 Green, Logan 2023-24  
 Greene, William 1957  
 Greenaway, Evan 2017-18-19  
 Greenfield, Garret 2019-20-21-22-23  
 Greger, Trevor 2011-12-13-14  
 Grein, John 1966-67-68  
 Greving, Luke 2005-06-07-08  
 Griffen, Ed 1945  
 Griffin II, Michael 2019-20-21  
 Grimlie, Matt 2006  
 Grohs, Eugene 1946-47  
 Gronowski, Mark 2020-22-23-24  
 Grosdidier, Jamie 1988-89-90-91  
 Gruetzmacher, Jon 2018-19-20-21  
 Guida, Lou 1950-51-52  
 Gukeisen, Terry 1963-64  
 Gustad, Andrew 2024  
 Guthmiller, Clay 1970-71-72

## -H-

Haan, Phil 1955-56  
 Haan, Vince 1970-71  
 Hadler, Bart 1927  
 Hadler, Harry 1928-29  
 Haensel, Tom 1989-90  
 Haensel, Wayne 1955-56-57  
 Hafar, Jim 1992  
 Hagen, Clyde 1967-68-69  
 Hagen, Sam 2024  
 Hagin, Terry 1967-68-69  
 Hahn, Darrell 1971-72  
 Hail, Rudolph 1906  
 Haines, Oakly 2003  
 Halberg, Rolland 1929  
 Hale, Brady 2015-16-17-18  
 Hall, Joe 1907  
 Halverson, Kenneth 1933-34-35  
 Ham, Lyle 1973  
 Hamlin, Tom 1965-66-67  
 Hamm, Gus 1951  
 Hammer, Gilmore 1945  
 Hammond, James 1947-48  
 Hammrich, Harvey 1956-57-58  
 Hanify, Kenneth 1957-58-59  
 Hansen, Dennis 1966-67  
 Hansen, Ernie 1948-49  
 Hansen, Les 1960-61-62  
 Hansen, Otto 1913-14  
 Hansen, Sid 1941  
 Hanson, Byron 1946  
 Hanson, Phillip 1916  
 Hanson, Rolf 1942  
 Hanson, Wallace 1945  
 Harding, Leslie 1926  
 Hardter, Leslie 1928  
 Hargens, Joey 2004  
 Haring, Rick 1975-76  
 Harmon, Charlie 2015-16-17  
 Harmon, Larry 1992-93-94-95  
 Harms, Jake 2016  
 Haroldson, Kyle 1998-99-2000-02  
 Harris, Bob 1961-62  
 Harris, JaRon 2005-06-07-08  
 Harris, Jason 1995-96  
 Harris, Kyle 2008-09-10-11  
 Harris, Marshon 2016-17-18  
 Harris, Sam 1974-75-76-77  
 Harris, Tony 1978-79-80  
 Hart, Greg 1974-75  
 Hart, Kallan 2017-18-19  
 Hart, Troy 1994-95-96-97  
 Harvey, Howard 1924-25  
 Harvey, James 1917  
 Hassell, J.T. 2014-15  
 Hasslen, Melvin 1939  
 Havlik, Ed 1963  
 Hawkins, Tim 1987-88-89-90  
 Hawley, Errol 1916  
 Hawthorne, Bryce 2024  
 Hazelett, Cody 2014-15-16  
 Healy, Charles 1939-40-41  
 Healy, Don 1941-42  
 Heard, Rick 1968-69-70  
 Hegge, Jeff 2004-05-06  
 Heide, Keaton 2019-20-21-22  
 Heiden, Dale 1997-99-2000  
 Heiden, Steve 1995-96-97-98  
 Hein, Jason 1991-92-93-94  
 Heinitz, Jim 1969-70-71  
 Heins, Zach 2020-21-22-23  
 Helm, Bo 2009-10-11-12  
 Helm, Flash 1966-68  
 Helmstetter, Brian 1997-98-99  
 Helsman, Ray 1946  
 Hemme, Arlo 1956  
 Hendricks, Mark 1976  
 Henjum, Matt 1999  
 Henry, William 1928-29  
 Herman, John 1982  
 Herman, William 1955  
 Hermanson, Barry 1978-80  
 Hermanson, Brian 1978-79-80  
 Herndon, Ezekiel 2013-14  
 Herrboldt, Brent 2001  
 Herrboldt, Dean 1991-92-93-94  
 Herting, Lemme 1927-28-29  
 Hesby, Howard 1965  
 Hesse, Jeff 2001-02-03  
 Hettiger, David 2011-12  
 Heyer, Wade 1980  
 Hibbs, Joel 1969-70-71  
 Hicks, Marcus 2024  
 Hicks, Quinton 2019-20-21-22-23  
 Higbee, Tom 2001-02-03-04  
 Higgins, Marty 1979-80  
 Hildahl, Spencer 2017-18-19  
 Hill, Isaiah 2018  
 Hillman, Casey 1998-99-2000-01  
 Hillman, Rob 1997-98  
 Hiner, Babe 1927-28

Hines, Jake 1991-92-93-94  
 Hippe, Matt 1980-81-82-83  
 Hipple, Bob 1917  
 Hladky, Vlado 1929-30-31  
 Hoberg, William 1969  
 Hobert, John 1966  
 Hobert, Roland 1928  
 Hodorff, John 1998-99-2000-01  
 Hoeft, Harwood 1954-55-56  
 Hoeg, Bob 1966  
 Hoellwarth, Marlin 1942  
 Hofer, John 1995-96-97  
 Hofer, Kevin 1985-86-87  
 Hofer, Quinten 1979-80-81  
 Hofer, Roger 1977-78  
 Hoff, Dallas 1950-51-54  
 Hoffman, Bep 1945  
 Hoffman, Greg 2001  
 Hoffman, Wade 1984-85  
 Hoffmann, Patrick 2024  
 Hogrefe, Howard 1970-71-72  
 Hohenhaner, Chuck 1977-78  
 Hohn, Trevor 2004-05-06-07  
 Hojer, Al 1978-79-80  
 Hoke, Dan 1989-90-91-92  
 Hokenstad, Harold 1933-34  
 Holdhusen, Stuart 1936  
 Holliday, Donald 1952  
 Holling, Mike 1971  
 Holloway, Fred 1962-63-64  
 Holm, Kenneth 1957-58-59  
 Holzwarth, Bob 1965  
 Holzwarth, Luke 1987-88-89-90  
 Hoogeveen, Andrew 2004-05-06-07  
 Hoover, Harold 1914-15-16-17  
 Hopp, Thomas 2016-17  
 Horak, Dick 1966-67-68  
 Horn, Justin 2005-06  
 Horning, Jon 1958-59-60  
 Hazelett, Lee 1986-87  
 Hoskins III, Abe 2023-24  
 Houghton, Jay 1912-14  
 Houser, Phil 1970-71-72  
 Hrdlicka, Fred 1984-85  
 Hubert, Brandon 2010-11-12-13  
 Huelskamp, Mark 1973-74-75  
 Hueter, Colby 2021-22-23-24  
 Hughes, John 1905  
 Hull, Dan 1987-88-89  
 Huls, Don 1961-62-63  
 Hulslander, Howard 1947  
 Humphrey, Colby 2024  
 Hunt, Joel 1980-81-82  
 Hunter, Karst 2020  
 Hunter, Michael 1995-96-97-98  
 Hurlburt, Mick 1963-64-65  
 Hyde, Gary 1964-65-66  
 Hyde, Owen 1908  
 Hylland, Matt 2007-08-09-10

## -I-

Isaacs, Derek 1994  
 Iverson, Brad 2009-10-11  
 Jackson, Brad 1990-91-92  
 Jackson, Dan 1985-86-87-88  
 Jackson, Darryl 2010-11  
 Jackson, Doug 1973-74-75-76  
 Jackson, Isaiah 2006-07-08-09  
 Jacobs, Justin 1999-2000  
 Jacobsen, Stan 1961-62-63  
 Jaeger, Ed 1939-40-45  
 James, Darryl 1979  
 James, Don 1950  
 James, Jerry 1978-79  
 James, Mike 2004-05  
 James, Will 1978  
 Janecek, Brian 2002-03-04  
 Janke, Jaden 2019-20-21-22-23  
 Janke, Jaxon 2019-20-21-22-23  
 Jaske, Bryan 1995-96-97-98



Wayne Haensel lettered for the Jackrabbits from 1955-57 and later served as head coach from 1982-90.

# LETTERMEN

## -J- (cont.)

Jaunich, Mike 1991-92-93-94  
 Jelsma, Robbie 2011-12  
 Jenison, Ray 1929-30  
 Jennings, Hallace 1915-16  
 Jensen, Cliff 1952  
 Jensen, Dave 1973  
 Jensen, David 1969-70  
 Jensen, Ellis 1957  
 Jensen, Frank 1911-12-13  
 Jensen, Ken 1982-83  
 Jensen, Matt 1998  
 Jensen, Ray 1928  
 Jensen, Russel 1910-11  
 Jeske, Corey 2008-09-10  
 Johnson, Amar 2021-22-23-24  
 Johnson, Angel 2022-23-24  
 Johnson, Arnold 1954-55-56  
 Johnson, Aron 2018-19-20-21  
 Johnson, Art 1920-21  
 Johnson, Bryce 2023-24  
 Johnson, Cade 2017-18-19  
 Johnson, Caden 2020-21-22-23  
 Johnson, Carl 1913-14  
 Johnson, Charles 1909  
 Johnson, Charlie 1976-77  
 Johnson, Chris 2006-07-08-09  
 Johnson, Clifford 1907-08-09-10-11  
 Johnson, Dan 1977-78-79-80  
 Johnson, Dennis 1968-69-70  
 Johnson, Ditanyon 1985  
 Johnson, Don 1970-71-72-73  
 Johnson, Dontay 2023-24  
 Johnson, Erik 2003  
 Johnson, Fred 1932-33-34  
 Johnson, H. 1905  
 Johnson, John 1924-25-26  
 Johnson, Jonathan 1948  
 Johnson, Jonathan 1988-89  
 Johnson, K.C. 1984-85-86  
 Johnson, Micah 2005-06  
 Johnson, Solomon 2001-02-03-04  
 Johnson, Steve 1990  
 Johnston, Bo 2000-01-02  
 Jones, Cam 2012-13-14-15  
 Jones, Dave 1981-82  
 Jones, Ken 1971-72  
 Jones, Kevin 1991-92-93-94  
 Jones, Larves 2013-14-15  
 Jones, Randy 1978  
 Jones, Randy 1984-85  
 Jones, Tom 1968-69-70  
 Jones, Willie 2003-04-06  
 Joseph, John 1927  
 Jost, Brian 1996-97-98  
 Juchems, Rich 1976-77-78  
 Juve, Gene 1950-51-52

## -K-

Kage, Josh 2010-11-12-13  
 Kaleimamahu, Whiston 2002-03  
 Kardoos, Andy 2004-05-06  
 Katzenberger, Karl 1956-57-58  
 Kauba, Jon 1945  
 Kaufman, Dave 1972  
 Kaufman, Jim 1983-84-85  
 Kavanagh, Chuck 1969-70  
 Keating, Maxon 2005  
 Keatts, Paul 1991  
 Keeler, Charles 1947-48  
 Keizer, Paul 2002-03-04-05  
 Kellar, Eldon 1946-47-48-49  
 Keller, Colin 1976-77-78  
 Keller, Tim 1968-69-70  
 Kelley, Frank 1923-25-26  
 Kempainen, James 1969  
 Kern, Chase 2014  
 Kendall, Robert 1968-69  
 Kennard, Elmer 1917  
 Kennedy, Kevin 1972-73-74  
 Kerfish, Leonard 1930-31

Kern, Chase 2014-15-17  
 Kern, Patrick 1959  
 Kerns, Roger 1952-53-54  
 Kesler, Mike 1992-93-94-95  
 Keumogne, Randy 2021-23-24  
 Kiewiet, Justin 1995  
 Kilgore, R.C. 2010-11-12-13  
 Kindt, Justin 1991  
 King, Brian 1999-2000-01  
 King, Cody 1993-94-95-96  
 Kippley, Paul 1977-78-79-80  
 Kirch, Billy Ray 2002-04-05  
 Kirschenman, Reis 2024  
 Kleinschmit, Eric 2017  
 Knips, Casey 2006  
 Kjerstad, Brennan 2001  
 Kjerstad, Conrad 2007-08-09-10  
 Klapprodt, Kevin 1986-87-88  
 Klawitter, Dominic 1952-53-54-55  
 Klebsch, Don 1938-39  
 Klein, Mitch 2003-04-05  
 Kleinschmit, Eric 2015-16-17-18  
 Kline, Dave 1986-87-88-89  
 Klinger, Paul 1990-91-94  
 Klinkenborg, Monte 1993  
 Kloczek, Kevin 2014  
 Klocker, Jerry 1959-60  
 Kloeckl, Jeff 1980-81-82  
 Kloster, Martin 1935-36  
 Klostermann, Bruce 1984-85  
 Klucas, Casper 1960-61  
 Knips, Casey 2006-07-08-09  
 Knofczynski, Richard 1962  
 Knowlton, Austin 2012-13  
 Knowlton, Dave 1978-79-81-82  
 Knox, Frank 1911-13  
 Knudsen, Dick 1958-59-61  
 Knuppe, Keith 1997-98-99-2000  
 Kobemusz, Kelly 1995-96-97-98  
 Koch, Tyler 2004-05-06-07  
 Koenig, Cory 2004-05-06-07  
 Koenigsfeld, Gabe 2002-03-04-05  
 Koenig, Jack 1941  
 Koepfel, Jim 1987-88  
 Koller, Jeff 1993-94-95-96  
 Kolling, Mike 1970-71  
 Koltun, Mike 1965  
 Konrad, Paul 1975-76  
 Koob, Sam 2016  
 Kool, Adrian 1953  
 Kool, Dirk 2008-09-10-11  
 Kool, Mark 1977-78-79  
 Kool, Marv 1949-50-51  
 Kool, Mike 1998-99-2000-01  
 Kool, Tyrel 2009-10-11-12  
 Kornaman, James 1959-60  
 Kortan, LaVern 1939-40-41  
 Kortan, Steve 1930-31-32  
 Kortemeyer, Ron 1971-72-73-74  
 Kortmeyer, Leonard 1951-52  
 Korver, David 1962  
 Korver, Lawrence 1954-55  
 Koskovich, Nate 2008-09  
 Koster, Dean 1960-61-62  
 Kouba, Jon 1944  
 Koupal, Bob 1931  
 Kozlowski, Jim 1982  
 Kraft, Ken 1985  
 Kraft, Tucker 2020-21-22  
 Kragenbring, LeRoy 1955-56  
 Kramer, James 1974-75  
 Kramer, Sol 1931-32  
 Kranz, Marty 2003-04-05-06  
 Kreger, Tom 1966-67-68  
 Krelish, Leonard 1935  
 Kremmer, Alvin 1910-11  
 Kreutzfeldt, Drew 2012-13-14-15  
 Krings, Blake 2013  
 Krings, Nick 2011-12  
 Krogman, Dean 1969-70-71

Krolkowski, Krockett 2018-19-20-21  
 Krug, Harry 1926-27-28  
 Krull, Donald 1954  
 Krull, Jake 1957-58-59  
 Kubesh, Justin 2004-05-06-07  
 Kummer, Don 1930-32  
 Kunz, Blake 2018-19-20  
 Kurtenbach, Frank 1958-59-60  
 Kurtenbach, Matt 1988-89-90-91  
 Kurtenbach, Steve 1986-87  
 Kusler, Aaron 2022-23-24  
 Kusler, Adam 2021-22  
 Kvistad, Steve 1989  
 Kvistad, Greg 1992-93-94-95  
 Kwapioski, Tim 1986-87-88

## -L-

LaBlance, Auston 2013-14  
 Lally, T.J. 2012-13-14-15  
 Landberg, Connor 2014-15-16  
 Landis, Justin 2000-01-02-03  
 Lang, Caleb 2016-17  
 Langer, Cole 2013-14-15-16  
 Langer, Jim 1967-68-69  
 Langin, Michael 1968-70  
 Langland, Jason 1999-2000-01-02  
 Lanphere, Bob 1951-52  
 Lansman, Howard 1984-85  
 Lansman, Seth 2016  
 Large, Tucker 2022-23-24  
 Larsen, Dave 1979-80-81-82  
 Larsen, Ron 1965-66-67  
 Larson, Alfred 1948-49-50  
 Larson, Don 1974  
 Larson, Harvey 1938-39  
 Larson, Marvin 1945-46-47-48  
 Larson, Ray 1928-29  
 Larson, Roger 1962-63  
 Lassen, Ralph 1934-35-36  
 Laubach, Roger 1956  
 LaVallee, Ron 1956-57  
 Law, Mike 1981-82-83  
 Lawrence, Jerry 1973-74  
 Leach, Bennie 1933-34-35  
 LeBrun, Dusty 2005-06-07  
 Lee, Erwin 1920-21-22  
 Lee, Jalen 2021-23 [OL]  
 Lee, Jalen B. 2023-24 [DB]  
 Lee, Randolph 1933  
 Lefti, Mao 2010  
 Leighton, Mason 2020-21  
 Leinhardt, Ed 1934-35-36  
 Leiseth, Dave 1989-90-91  
 Leiseth, Mason 2017  
 Leisure, Otie 1958  
 Lemke, Chris 1982  
 Lenners, Rusty 1992-94-95-96  
 Lensegraw, Joel 1993-94-95-96  
 Lentz, Jim 1979-80  
 Lewis, John 1980-81-82-83  
 Lewis, Marquise 2016-17  
 Lewis, Scott 1989-90-91  
 Lickiss, Eagan 2017-18-19-20-21  
 Lien, Michael 2008-09-10-11  
 Liggins, Jesse 1999  
 Lindekugel, Travis 1997-98-99-2000  
 Lindstrom, Randy 1980  
 Lingle, Norm 1984-85-86-87  
 Lippert, Leo 1923  
 Lippert, Lorenz 1919-20  
 Lockhart, John 1910-11  
 Loewen, Chuck 1976-77-78-79  
 Lofquist, Gordy 1971-72-73  
 Lofton, Malik 2018-19-20-21-22  
 Logan, Marlin 1961-62  
 Long, James 1948-49-50  
 Loquai, Tom 1963-64-65  
 Lorenz, Bruno 1968-69  
 Lorenz, Tony 1966  
 Lothrop, Forrest 1946-47-48  
 Louscher, Kane 2014-15-16-17



*Bill Matthews lettered for the Jackrabbits from 1974-77, earning All-America honors both athletically and academically before embarking on a professional playing career.*

Lowe, William 1928-29  
 Lowry, Ryan 2001-02-03-04  
 Ludeman, Doug 1976-77  
 Ludemann, Jacob 2009-10  
 Ludens, Gene 1973-74-75-76  
 Lueth, Andy 2001-02-03  
 Lujan, Zach 2014-15-16  
 Lund, Elmer 1923  
 Lund, Gerald 1955-56  
 Lunde, Mike 1975-76-77  
 Lundie, Jack 1979-80-81  
 Lundie, Lee 1980-81-82  
 Luster, Eric 1990-92  
 Luxa, Skyler 2009-10-11-12  
 Lynch, Art 1911

## -M-

Macik, Tod 1965-66-67  
 Mackenthun, Arden 1962-63  
 Macklin, Lionel 1977-78-79  
 Macri, Ray 1966-67  
 Madden, John 1960  
 Madison, Kinser 2019-20-21  
 Maffett, Gary 1977-78-79  
 Magnuson, Richard 1967  
 Mairose, Steve 1978-79  
 Malmer, George 1923-24-25  
 Manchigiah, Josh 2018-19-20-21  
 Mansfield, Craig 1967-68  
 Maras, Edwin 1963-64-65  
 Markham, Steve 1980  
 Marshall, Stanley 1947-49  
 Martin, Daryl 1961-62-64  
 Martinmaas, Craig 2000-01-02  
 Martinson, Joe 2011  
 Mason, Chase 2023-24  
 Mason, Don 1945  
 Mason, Trent 2012  
 Mast, Bill 1972-73-74-75  
 Masters, Chad 1990-92  
 Matheny, Chester 1905  
 Matthews, Bill 1974-75-76-77  
 Matthews, Harry 1905  
 Matthews, Rodkem 2009-10-11  
 Mattison, William 1937-38-39  
 Maule, Mike 1979  
 Maytern, Don 1942  
 McCain, Darwin 1920  
 McCain, Don 1945  
 McCall, Hank 2002-03-04-05  
 McClinton, Rod 1987  
 McCordie, Clare 1905-06

McCormick, Mason 2019-20-21-22-23  
 McCoy, Dell 1915-16  
 McDermott, Kelly 1987-88-89-90  
 McDermott, Kim 1983-84-85  
 McDonald, Bill 1953-54-55-56  
 McDonald, Todd 1990-91-92-93  
 McDonald, Tom 1973  
 McGary, Monté 2017  
 Mcgaughy, Daeton 2020-21-22-23-24  
 McGilliray, L.M. 1905  
 McHugh, Frank 1912  
 McKay, John 1919-20  
 McKenzie, Kenneth 1953-54-55  
 McKnight, Mike 1979-80  
 McKnight, Ryan 2008-09-10  
 McLaughlin, Dennis 1953-54  
 McMillian, Roger 1941-42  
 McShane, Cullen 2023  
 Meachum, Jordan 2020  
 Macri, Ray 1966-67  
 Mears, Nick 2013-14-15-16  
 Medchill, George 1946-47-49-50  
 Medchill, Tom 1941  
 Meek, John 1958-59-60  
 Meharg, Max 1907-09-10  
 Meier, Chad 1986-87-88  
 Meier, Russ 1981  
 Melcher, Jason 1997-98 -99-2000  
 Melichar, Dudley 1946-47-48  
 Mellon, Rich 1972  
 Melody, Bill 1941-42-46  
 Melum, E.E. 1906  
 Menage, Jacob 2017  
 Mendez, Vince 1985  
 Mengarelli, Brady 2014-15-16-17  
 Mente, Mark 1967-68  
 Mercer, Travis 1992-93-94-95  
 Merchant, Guy 1910  
 Mernaugh, Leo 1942  
 Mernaugh, Ralph 1936  
 Mernaugh, Sylvester 1906  
 Messner, George 1932-33  
 Metzger, Ed 1917  
 Meyer, Arlyn 1972  
 Meyer, Joe 1974-75-76  
 Meyer, Ron 1963-64-65  
 Michalson, 1932  
 Michels, Kevin 1984-85-86  
 Miller, Doug 1989-90-91-92  
 Miller, Edward 2017-18-19-20-21  
 Miller, Greg 1975-76-77



*Josh Ranek continues to hold the Jackrabbits' all-time rushing record during a collegiate career from 1997-2001. Ranek was inducted into the Jackrabbit Sports Hall of Fame in 2017.*

## -M- (cont.)

Miller, Gus 2021-22-23  
 Miller, Harold 1912-13-14  
 Miller, John 1968-69-70  
 Miller, Keith 1945  
 Miller, Michael 1969  
 Miller, Paul 1933-34-35  
 Miller, Ryan 1995-96-97-98  
 Millerbernd, Nate 1994-95-96-97  
 Minett, Kyle 2007-08-09-10  
 Mink, Andy 2010-11-12  
 Miranda, Jordan 2006-07-08-09  
 Mills, 1927  
 Miser, Marty 1980-81-82  
 Mitchell, Justin 2008-09  
 Moe, Terrance 1967-68  
 Molitor, Al 1982-83  
 Molitor, Chris 2002-03-04-05  
 Moller, Dennis 1960-61-62  
 Moller, John 1969-70-71  
 Moller, Mike 1976-77-78  
 Monke, Adam 2006-07-09  
 Montague, Saunders 2007-09  
 Moran, William 1937-39  
 Moravec, Jack 1951  
 Morehouse, Rich 1984  
 Morey, Gary 1961  
 Morgan, Mike 2019-20-21-22-23  
 Moritko, Andy 2016  
 Morse, John 1992-93  
 Mosiman, Corwyn 1973-74-75  
 Mosiman, Monte 1975-76-77  
 Mosley, Zy 2016-17-18  
 Moss, Dale 2011  
 Motis, Benedict 1959-60  
 Motzko, Thomas 2020-21  
 Mounts, Jeff 1983-84-85-86  
 Mounts, Robert 1980  
 Mueller, Andrew 2011-12-13-14  
 Mueller, Andy 2019  
 Mueller, Arndt 1937-38-39  
 Mueller, Jaden 2022  
 Mulholland, Blair 2018-19  
 Munger, Lee 1995-96-97-98  
 Munger, Scott 1998-99  
 Murley, Tom 1942  
 Murphy, Mike 2005  
 Murphy, Robert 1948-49  
 Murray, Ben 1923-24-25  
 Murray, Kevin 1982-83  
 Murray, Taylor 2003-04-05  
 Myers, Mike 1990-91-92-93

## -N-

Naatjes, Bob 1960-61  
 Naatjes, Clarence 1957-58-59

Nagel, Barry 1984-87  
 Naujokas, Jon 1966-67-68  
 Nayes, Michael 1969  
 Nedved, Scott 1998-2000-01-02  
 Nehl, Matt 1997  
 Neilson, Mayo 1942  
 Nelson, Andy 2000  
 Nelson, Bob 1964-65-66  
 Nelson, Brad 2003-04  
 Nelson, Curt 1975-76  
 Nelson, Dan 1991-92-93  
 Nelson, Frank 1969-70  
 Nelson, Joel 1992-94-95  
 Nelson, Kanin 2018-19  
 Nelson, Lewis 1912-13  
 Nelson, Lloyd 1929-30-31  
 Nelson, Mark 1998-99-2000  
 Nelson, Milan 1959-60  
 Nelson, Scott 1974-75  
 Nelson, Terry 1991-92-93  
 Nelly, Philip 1970  
 Nesvig, Tom 1974-75-76  
 Nesvold, Jim 1963-64-65  
 Nettey, Phil 1970  
 Neuharth, Gary 1962-63-64  
 Newman, Merlin 1956-57-58  
 Nickelson, Don 1946-47-48-49  
 Niederauer, Greg 1996-97-98-99  
 Nielsen, Art 1916-17  
 Nielson, Gordon 1947-48-49  
 Niklason, Loren 1942-46  
 Nissen, Rick 1979-80-81  
 Nitz, Jack 1952-53-54  
 Nitzsche, Rick 1987-88-89  
 Nobiling, Jason 2005-07-08  
 Noble, James 1933  
 Norblade, Chase 2019-20-21-22  
 Norgaard, Fred 1946  
 Norgaard, Fritz 1941-42

## -O-

O'Brien, John 2022-23  
 O'Brien, Thomas 2009-10  
 O'Brien, Tom 1995-96-97-98  
 Ochs, Jerry 1961-62-63  
 Ode, Ryan 2014  
 Odegaard, Les 1974-75  
 Odland, Lewis 1906-08-09  
 Oehler, Ray 1941  
 Oelkers, Mark 2004-05-06  
 O'Groske, Lofton 2024  
 Ogunrinde, Tolu 2018-19-20-21  
 O'Hearn, Craig 2002-04  
 Ohman, Ralph 1956  
 Ohnesorge, Jacob 2014-15-16-17  
 Oksness, Phil 1999-2000-01-02

Oladokun, Chris 2021  
 Olinger, Alex 2010-12  
 Olivia, Kaydon 2023-24  
 Ollman, Joe 2023-24  
 Olson, Tom 1980-81  
 Olson, Wayne 1932  
 Onken, Luther 1969-70-71  
 Onken, Wayne 1965-66-67  
 O'Neill, James 2002  
 Orme, Woody 2008  
 Orr, Mike 1981-82-83  
 Ortale, Ted 1985-86-87-88  
 Osborne, Buck 1951-52-53  
 Osborne, Russ 1924-25  
 Osmundson, Greg 1986-87-88-89  
 Osmundson, Jeff 1980-81-82  
 Ostenson, Chad 1990  
 Oster, Mike 1989  
 Osterberg, Tom 1970-71-72  
 Overskei, Lars 1941-42  
 Owen, Ross 1922-23-24

## -P-

Pace, Dave 1984-85  
 Paepke, Carl 1990-91-92-93  
 Paepke, William 2023-24  
 Palmer, Dale 1932  
 Parent, Brook 1992-93-94-95  
 Paris, Kyle 2014-15-16  
 Parker, Alex 2010-11-12-13  
 Parker, Jay 1984-85-86-87  
 Parker, Roberto 1975-76-77  
 Parks, Elmer 1927-28-29  
 Parmeter, Walter 1925-26  
 Parnell, General 2007-08-09-10  
 Paul, Chris 1997-98-99-2000  
 Paula, Jordan 2006-07-08-09  
 Paynter, Wilford 1941  
 Pearson, Doug 1983-84-85-86  
 Pearson, Kerry 1978-79-80  
 Peeke, Bryan 1966-67  
 Peete, Anthony "Doug" 2010-11-12-13  
 Peitz, Greg 2002-03-04  
 Peitz, Matt 2011-12  
 Peitz, Tom 2013-14  
 Pelham, Max 2024  
 Pence, Clayton 1908-09-10-11  
 Peot, Dick 1950  
 Pepka, Vic 1963-64-65  
 Perkins, Mike 1981-82-85  
 Perron, Bill 1994-95-96  
 Perry, John 2002-03-04-05  
 Perry, William 1907  
 Peters, Chad 1993-94-95-96  
 Peters, Dave 1970-71-73  
 Peters, Sean 1990  
 Petersen, James 2004  
 Peterson, Blake 2023  
 Peterson, Brad 1994-95-96-97  
 Peterson, Brandon 1997-98-99  
 Peterson, Brian 1992-93-94  
 Peterson, Dave 1989-90-91-92  
 Peterson, Doug 1961-62-63  
 Peterson, Fred 1952  
 Peterson, Jim 1976-77-78  
 Peterson, Leigh 1913  
 Peterson, Lighton, 1942  
 Peterson, Matt 1998-99-2000-01  
 Peterson, Orvis 1913-16  
 Peterson, Ross 1957  
 Peugh, Marshall 2012-13  
 Pfingsten, Norman 1960  
 Phillips, Lawrence 1940  
 Pick, Andy 2004-05-06  
 Pickerel, Mark 2015  
 Pier, Steve 1972-73-74  
 Pirner, Randy 1981-82-83  
 Plihal, Joe 1931-32-33  
 Plinske, Mike 1961  
 Ploetz, Craig 1995-96-97-98  
 Plote, J.R. 2012-13-14-15

Pofohl, Clarence 1931-32  
 Polak, Virg 1975  
 Poland, Gary 1983  
 Pollock, Matt 2001-02-03  
 Pontrelli, Mitch 2004-05-06-07  
 Pool, Alvin 1958-59  
 Popowski, Bert 1925  
 Porter, Dave 1965-66  
 Postma, Dwayne 1981-82  
 Pravecek, Dan 1997  
 Prejean, Kentrell 2024  
 Preston, Marcus 2023  
 Price, Bob 1979-80-81  
 Price, Hal 1933-34-35  
 Price, Joel 1976-77-78  
 Price, Michael 2000  
 Priddy, Dean 2007-08-09-10  
 Prout, Paul 1982-83-84-85  
 Prouty, Lance 1986-87-88-89  
 Ptak, Lloyd 1936-37-38  
 Pung, Willi 1997-98-99  
 Pupungatoo, Tiano 2016-17-18  
 Purcell, Nick 2011-12-13-14  
 Purrington, William 1970  
 Pylman, Bob 1935-36-37

## -Q-

Quail, Kris 1999-2000

## -R-

Raddatz, Richard 1956-57-58  
 Radtke, Marlin 1952-53-54  
 Rambow, Jere 1974-75  
 Ranek, Jesse 2000-01  
 Ranek, Josh 1998-99-2000-01  
 Raph, Duane 1942  
 Rasmussen, Casey 1991-92-93-94  
 Rasmussen, Jim 1981-82  
 Rasmussen, Wade 1981-82-83  
 Rasmussen, Wayne 1961-62-63  
 Raymond, Matt 2012-13-14-15  
 Redmond, Mike 1972-73-74  
 Reed, George 1937-38  
 Reed, Mickey 1977-78  
 Reeder, Cale 2020-21-22-23  
 Reese, Rich 1976-77-78  
 Reeter, Darrell 1945  
 Reeves, Bob 1983-85-86-87  
 Rehder, Jon 1986-87  
 Reich, Carl 1905-06  
 Reichmann, Ted 1964  
 Reifennath, Peter 2008-09-10  
 Reinecke, Emmerald 1924-25  
 Reiner, Chris 1997-98-99-2000  
 Reiner, Glen 1968-69  
 Reiner, Mike 1981-82-83  
 Reinhart, Carl 1992-93-94  
 Remme, Jim 1990-91-92-93  
 Renner, Robert 1970-71-72  
 Rennerfeldt, Andy 1997-98-99-2000  
 Rentz, Steve 1985  
 Retzlaff, Palmer "Pete" 1951-52  
 Revell, James 1917  
 Reynen, Paul 1979-80-81  
 Rice, Howard 1957-58-59  
 Richards, Todd 1977-78-79  
 Richardson, Fred 1969  
 Richardson, Jack 1950-51-52  
 Richardson, Ryan 1996-98  
 Richelieu, Mike 1977  
 Richmond, Chuck 1989  
 Ricke, Jim 1961-62  
 Riddell, Bob 1936-37-38  
 Riehl, Rod 1981-82-83  
 Riesgaard, Calvin 1968-69-70  
 Riley, Virgil 1952-53  
 Ringsrud, Ronald 1935-36  
 Rippentrop, Mike 1995  
 Ripperda, Dawson 2023-24  
 Rishoi, Stanley 1929-30-31  
 Risse, Greg 1981  
 Roach, Mike 1965

Roberts, Clayton 1975  
 Roberts, George 1919-20-21-22  
 Roberts, Todd 1981-82-83  
 Robinson, Anthony 2003  
 Robinson, James 1936  
 Robinson, Jessie 1937  
 Robling, Kevin 2005-06-07-08  
 Rock, Matt 1997-98-99  
 Rockers, Tom 1966-67-68  
 Rodel, Brian 1994-95  
 Rodina, Marc 1989-90-91  
 Rodriguez, Isaac 2013-14  
 Roe, Monty 1990-91-92  
 Rogers, Jimmy 2006-07-08-09  
 Rohlfis, Brent 1991-92-93-94  
 Rohrs, Jack 1965  
 Rollin, Aaron 2009-10-11-12  
 Romanesko, Alex 2015-16-17-18  
 Rose, Anthony 2012  
 Ross, Bob 1945  
 Rossow, Steve 1989-90  
 Roth, Mike 1993  
 Purcell, Nick 2011-12-13-14  
 Purrington, William 1970  
 Pylman, Bob 1935-36-37  
 Rouseff, Walter 1935-36-37  
 Rowe, Charles 1915  
 Rowe, Ernest 1917  
 Rozeboom, Christian 2016-17-18-19  
 Rudd, Dawson 2023  
 Rudy, Jack 1963-64-65  
 Ruele, Bert 1938  
 Ruesink, Doug 1985-86-87-88  
 Ruesink, Fran 1984-86  
 Ruesink, Morris 1996-97  
 Rupert, Mike 1987-88-89  
 Ruth, Samuel 1956  
 Rystrom, Paul 1986-87-88-89

## -S-

Salem, Nusier 1930-31-32  
 Salisbury, James 1917-19-20-21  
 Samalaska, Mark 1974-75  
 Sanders, Caleb 2018-19-20-21-22  
 Sanders, Mark 1977-78-79  
 Sanderson, Reed 1963-64-65  
 Sawyer, Ethan 2011-12-13-14  
 Sawyer, Jim 1941  
 Saxton, Randy 1980  
 Schaefer, Roman 1927-28  
 Schaefer, Scott 1983-84-85  
 Schauf, Caleb 2018-19-21  
 Scheele, Dave 1976-77-78  
 Schaeuer, Nate 1999-2000-01  
 Schiebout, Bruce 1970-71  
 Schlautman, Jason 2011  
 Schlieman, Ryan 2004  
 Schliming, Ron 1993-94  
 Schlosser, Doug 1977  
 Schmidt, Dan 1966  
 Schmidt, Dan 1990-91  
 Schmidt, Fred 1973-74-75  
 Schmidt, Gregg 1985-86-87  
 Schmidt, Lee 1980-81-82  
 Schmidt, Robert 1975-76-77  
 Schmitz, Ray 1922  
 Schneider, Don 1940  
 Schneider, Jason 2011-12-13-14  
 Schneider, Ron 1977-80  
 Schock, Oswald 1942-46  
 Schoolmeester, Vern 1965  
 Schramm, Mark 1992-93-94  
 Schroeder, Eric 2005-06-07-08  
 Schugel, Louis 1925-26  
 Schulte, Bob 1956-57-58  
 Schultz, Doug 1999-2000-01  
 Schultz, Jeff 1999-2000-01-02  
 Schultz, Landon 2014-15  
 Schult, Ray 1928-29-30  
 Schultz, Steve 1985-86-87-88  
 Schumacher, Francis 1946-47-48-49

# LETTERMEN

## -S- (cont.)

Schuster, Patrick 2012-13-14-15  
Schutte, Clarence 1921-22  
Schwader, Jared 2003  
Schweinfurt, Leo 1925-26  
Scott, Dean 1974-75  
Sebern, Mike 1987-88-90  
Seeds, Blake 2002-03  
Seeley, George 1924-25-26  
Seely, Brad 1975-76-77  
Seely, Scott 1972-73-74  
Seiter, Dylan 2014-15  
Sellers, Luke 2015-17-18-19  
Senjum, Tim 1996  
Sessler, Vernon 1927  
Settje, Tom 1967-68-69  
Severson, Steve 1988-89  
Shafer, Payton 2019-20-21-22  
Shafraath, Ross 2009-10-11-12  
Shaputis, Pete 1953-54-55  
Sheehan, Bernard 1912-13-14-15  
Sheehan, Kyle 2008-09-10-11  
Shepardson, Adolph 1999-2000-01  
Sherlock, Jack 2011-12-13-14  
Shero, Brian 1993  
Shoff, Mike 2013  
Sieh, Tom 1985-86-87  
Sievers, Scott 1993-94-95  
Sigl, Pat 1989-91  
Sikkink, Trevor 2014  
Simet, Nash 2005-06-07-08  
Simmons, Forest 1915  
Simon, Art 1920-21  
Simonsen, Todd 1973-74-75  
Simonson, Fred 1921  
Simonson, Herb 1919-24-25  
Simpkins, Burton 1929  
Sinclair, Max 1969-70  
Singleton, Bob 1954  
Sisley, Brian 1984-85-86  
Siverling, Bryce 2013-14-15  
Sixta, Mike 1979-80  
Skaggs, Wayne 1946-47-48-49  
Skalla, Kevin 1980-82-83-84  
Skinner, Cecil 1912-13-14-15-16  
Slade, Makiah 2015-16-18  
Slattery, Tom 1994-85-86-87  
Slaughter, Tyran 2003  
Smenda, Austin 2016-17-18-19  
Smith, 1927  
Smith, Clifford 1941  
Smith, Don 1937-38-39  
Smith, Jim 1982-83  
Smith, Joe 1920-21-22  
Smith, Luke 1995-96-97-99  
Smith, Randy 1979  
Smutka, Troy 1989-90  
Snow, Mike 1985-86  
Snyder, Brandon 2018  
Snyders, Dusty 2003-04-05-06  
Sohler, Jay 1983-84-86  
Somsen, Dan 1972-73-75  
Sonnek, Dan 1984-85-86-87  
Sonnenschein, Clayton 1965-66-67  
Sorenson, Bradey 2017-18-19-21  
Sorensen, Greg 1982-83-84  
Sorenson, Terry 1964-65-66  
Sosa, Vic 1995-96-97-98  
Soulek, Kellen 2014-15-16-17  
Spalding, Graham 2020-21-22-23-24  
Spanjers, Leonard 1955-56-57  
Spellman, Ray 1967-68-69  
Speros, Jason 1979  
Springman, Greg 1990-91-92  
Stacey, Dan 1974-75  
Stacker, Thomas 2017-18-19-20-21  
Stalbird, Isaiah 2020-21-22-23  
Stanec, Emil 1968  
Stanley, Mark 1984  
Stanley, Matt 1984-85

Stanton, Ed 1919  
Stanton, Tom 1990  
Starbeck, Clyde 1923-24-25-26  
Stark, Chris 1988-89  
Stearns, Art 1910-11  
Steffen, Jake 2008-09-10-11  
Steffen, Mike 2006-07-08-09  
Steiner, Richard 1954-55  
Stenson, Charles 1935-36-37  
Stephan, Josh 2001-03  
Sternar, Davion 2021-22  
Sternar, John 1959-60-61  
Sternar, Mike 1959-60-61  
Stevens, Leo 1913-15  
Stevenson, Mark 1993-94  
Stewart, Bob 1945-46  
Stewart, Lee 1985-86-87-88  
Stewart, Lyle 1988-89-90  
Stoffel, Davin 2024  
Stone, John 1960-61-62  
Stork, Warren 1972  
Stout, Bob 1942  
Shepardson, Adolph 1999-2000-01  
Strand, Chad 1994  
Strehlow, Chad 2012-13-14  
Strong Jr., Pierre 2018-19-20-21  
Strong, Roger 1958  
Struck, Mark 1992-93-94-95  
Struck, Mike 1994-95-96-97  
Stuckey, Milton 1979-80-81-82  
Studer, Ben 2000-01-02-03  
Stumley, Pete 1948-49-50  
Suess, Taylor 2011-12-13  
Suhn, Marcus 2004-05  
Suhn, Michael 2001-02-03  
Sumner, Austin 2011-12-13-14  
Sundet, Lyle 1934-35  
Sundet, Steve 1980-81-82-83  
Sundet, Wilford 1921-22  
Sundstorm, Andrew 1936-37-38  
Sutton, John "Matt" 1951  
Sutton, Matt 1996-97  
Swanson, Kermit 1929  
Swartos, Paul 1992-93-94  
Sweet, Rick 1983-84  
Swenson, John 1948  
Sylliaasen, Tim 1993-94-95-96  
Syrovatka, Justin 2011-12-13-14  
Szafranski, Jeremiah 2016

## -T-

Tabor, Tom 1947-48-49  
Tarry, Cleo 1931-32  
Taveras, Melvin 2013-14  
Taylor, Myles 2023  
Taylor, Shakial 2015  
Temme, Mike 1986-87-88-89  
Tepley, Louis 1930  
Terveer, Cade 2020-21-22-23  
Tetzlaff, Kevin 1988-89-91  
Tetzlaff, Preston 2018-19-20  
Theodosopoulos, Gus 1988  
Thielman, John 1996  
Thiesse, Brandon 1999-2000-01-02  
Thomas, Dennis 1983-84-85-86  
Thomas, Mel 1968  
Thompson, Albert 1915-16  
Thompson, Antonio 2007-08-09-10  
Thompson, George 1920-21-22  
Thompson, Noah 2023-24  
Thompson, James 1936  
Thompson, Jamie 1991  
Thompson, Todd 1985  
Thoreson, Art 1927-28-29  
Thoreson, Bob 1936  
Thoreson, Brian 1970-71-72  
Thorne, Joe 1959-60-61  
Thorpe, Jeff 1983-84  
Threadgold, Adam 2001-02  
Thue, Doug 2001  
Thue, Jeff 1990-91-92-93

Thune, Elgar 1920-21-22  
Thurston, Darrin 1985-86-87  
Tiefenthaler, Jeff 1983-84-85-86  
Tiefenthaler, Ken 1988-89-90  
Tiefenthaler, Trevor 2010-11-12-13  
Tilford, Kolten 2023-24  
Timmerman, Adam 1990-92-93-94  
Timmerman, Kent 1993-94-95-96  
Tindall, Dan 1986-87  
Titus, Jason 2019-21  
Tollefson, Mynard 1929-30-31  
Tommeraasen, O.H. 1917-19-20  
Tovar, John 1972-73  
Towers, Ralph 1919-20-21  
Tracey, James 1911  
Tracy, Chris 2009-10-11-12  
Traetow, Andy 1999  
Tramp, Darrell 1961-62-63  
Trapp, Clifford 1936-37  
Trees, Tyler 2004-05  
Trenhaile, Thayer 2013-14-15-16  
Tschetter, Doug 1963  
Stowater, Troy 1984  
Tuma, Les 1970-71-72  
Turner, Greg 1971  
Tuschen, Eric 2014  
Tuttle, Don 1955  
Twedell, Jack 1942

## -U-

Uhliir, Stanton 1952-53-54  
Ulrich, Roger 1940  
Urbanek, Noah 2017  
Union, Torren 2020

## -V-

Vacura, Jim 1957-58-59  
Vahle, Ken 1966-68  
Vandall, Art 1937  
Vanden Bos, Levi 2023-24  
Vander Heiden, Ron 1969-70  
VanderStouwe, Travis 1991-92  
Van Maanen, Terry 1980-81  
Van Marel, Ryan 2020-21-22-3  
VanMeeteren, Mark 1992-93-94-95  
Van Tol, Chase 2024  
VanVoorst, Kyle 2010-11-12  
VanWyhe, Nick 2008  
Vaux, George 1938  
Veal, Darrell 1956-57  
Veal, Don 1950-51-52  
Veatch, Dale 1986-88-89  
Veatch, Daryl 1987  
Vejvoda, Mitch 2013-14-15-16  
Venenga, Brent 1993-94-95-96  
Vibet, Ethan 2022-23-24  
Viker, Dave 1956-57  
Vinatieri, Adam 1991-92-93-94  
Vinatieri, Chase 2016-17-18-19  
Voels, Harry 1938-40  
Voletz, Randy 1971  
Volk, Don 1946-47  
Vorhees, Kirby 2023-24  
Vorrath, Rollie 1969-70-71  
Voss, Doug 1973-74  
Voss, Rudy 2021  
Vostad, Gene 1965-66-67

## -W-

Wagner, Chris 2005-06-07  
Wagner, Ernil 1970-71-72-73  
Wagstrom, Andrew 2000-01-02-03  
Wahl, Charles 1951-52  
Wahl, Ted 1985-86-87-88  
Walker, Dick 1951-52-53  
Wallace, Isaac 2015-16-17-18  
Walseth, Russ 1917-19  
Walter, Alvin 1926  
Walters, Kirk 1972  
Wandmaker, Michael 2018  
Ward, Tom 1940  
Ward, Xavier 2017-18-19-20-21  
Washington, Anthony 2016-17

Watson, Anthony 2003-04-05-06  
Waugh, John 1987  
Wave, Earl 1935-36-37  
Webbenhurst, Bob 1963-64  
Webber, Gordon 1945-46-47  
Weber, George 1912-13-14-15  
Webster, Brian 1985-86-87-88  
Weems, J.J. 1984-85-86-87  
Weems, Nate 1977-78  
Wegher, Rick 1981-82-83-84  
Weidenkoph, John 1940  
Weikert, Dick 1973-74-75-76  
Weir, Tyler 2017-18  
Weiske, Mike 1984  
Welch, Earl 1923-24-25  
Welch, Frank 1921-22-23-24  
Welch, Jerry 1951-52-53-54  
Wells, Michael 1964  
Wendland, Brad 1992-93-94-96  
Wertish, Doug 1972-73-74  
Wesley, Trevor 2012-13-14-15  
Wessel, D.J. 1989-90-91  
Westbrock, Dave 1961-62-63  
Whaley, Chauncey 1932-33  
Wheeler, Marvin 1929-30-31  
Wheeler, Theo 1923  
Whisney, Dennis 1974-75  
Whited, Craig 1974  
Whitley, Vern 1950-51  
Whiton, Will 2016  
Whitsell, Blake 2015-16  
Wicks, Ruben 1935-36-37  
Wieneke, Jake 2014-15-16-17  
Wiersma, Dan 1939-40-41  
Wieseman, Lyndon 1980  
Wika, Brent 1958-59-60  
Wilber, Geoff 1995-97-98  
Wild, Wayne 1938  
Wilde, Alex 2015-16-17  
Wilde, Griffin 2023-24  
Wildeman, Paul 1987-89-90-91  
Wilkins, Ed 1981-82-83  
Wilkinson, Dan 1996-97-98  
Wilkinson, Mark 1999  
Willadson, Claire 1919-20  
Williams, Brian 2022-23  
Williams, Lorenzo 2016-17-18  
Williams, Robert 1962-63-64  
Williamson, Saiveon 2020-22-23  
Williamson, Warren 1948-49-50  
Willis, Harold 1945

Wilson, C.J. 2018-19  
Wilson, Elijah 2017-18  
Wilson, Nick 2001-02  
Wilson, Seven 2017-18  
Wilson, Zac 2022-23  
Winkelman, Reece 2018-19-20-21-22  
Winkle, John 1954-55  
Winterboer, Mason 2011  
Wipf, Lance 1994-95-96  
Wirtjes, Rick 1983-84  
Wise, Anthony 2008-09-10-11  
Witt, Keith 2002-03  
Witt, Randy 1979  
Witte, Luke 2005-07  
Wittler, Dale 1964-65  
Witzmann, Bryan 2010-11-12-13  
Wohlheter, Verne 1908-09  
Wohlheter, Walter 1907  
Wolf, Landon 2022  
Wolfcale-Holsten, Aaron 2022-23-24  
Wolfe, Dennis 1958-59  
Wolfe, Emerson 1932-33  
Wolff, John 1959-60  
Wolgammott, Jeff 1994-95-96-97  
Wollen, Marty 1994  
Wolthuis, Tim 1986-87-88  
Wood, Eric 2009-10-11  
Woods, Len 1971-72  
Wookey, John 1977  
Worzelman, Matt 1999  
Workman, Jessup 2017  
Worrenson, Harry 1907  
Wright, Dom 2011-12-13-14  
Wright, Winston 2010-11-12-13  
Wulf, Corey 1995-96-97-98

## -Y-

Yackley, Todd 1982-83-84  
York, Dennis 1957-58  
York, Milton 1908  
Youngberg, Guy 1905

## -Z-

Zell, Lance 1996-97  
Zenner, Zach 2011-12-13-14  
Zick, Richard 1949  
Ziegler, Dan 1986-87-88  
Zierden, Brock 1999-2000  
Zimmerman, Darrell 1946-47-48-49  
Zimmerman, Forrest 1950-51-52  
Zimmerman, Travis 2015



Zach Zenner rushed for 2,000-plus yards in three consecutive seasons (2012-14).

# TEAM CAPTAINS

1905: John Reich	1966: Gary Hyde, FB, Castlewood	1989: J.D. Berreth, WR, Watertown, Minn.	2011: Kyle Harris, PK, Florissant, Mo.
1906-07: Charles Coughlin	Dave Porter, C, Gallipolis, Ohio	Greg Osmundson, LB, Sioux Falls	Dirk Kool, LB, Fairfield, Iowa
1908: Cecil Denhart	1967: Ray Macri, T, Chicago, Ill.	Lance Prouty, OT, Redwood Falls, Minn.	Mike Lien, LB, Castaic, Calif.
1909: Fay Atkinson	Clayton Sonnenschein, FB, Pierre	Mike Rupert, LB, Holstein, Iowa	Jake Steffen, DE, Mount Vernon
1910: Irwin J. Bibby	1968: Darwin Gonnerman, RB, Adrian, Minn.	Mike Temme, C, Cedar Rapids, Iowa	Seth Daughters, TE, Winner
1911: not available	John Grein, C, Lakefield, Minn.	Tom Haensel, S, Brookings	Bo Helm, S, Childress, Texas
1912: Lacey Caldwell	1969: Clyde Hagen, TE, Webster	Lyle Stewart, OG, Scotland, S.D.	Ross Shaftrath, LB, Hampton, Iowa
1913: Vincent Chappell	Jim Langer, LB, Royalton, Minn.	Darrin Brickman, HB, Belle Fourche	Austin Sumner, QB, Brandon
1914: Jay Sheehan	Tim Roth, DE, Madison, Minn.	Tom Bloom, OT, Madison	Winston Wright, CB, Lee's Summit, Mo.
1915: Nelson	1970: Tom Jones, TE, Wyandotte, Mich.	Shane Bouman, QB, Holland, Minn.	2013: Brandon Hubert, WR, Gretna, Neb.
1916: Holling Jennings	Cal Riesgaard, DT, Exira, Iowa	Kevin Tetzlaff, NG, Hayti	Austin Sumner, QB, Brandon
1917: Harold Hoover	1971-72: Game captains — no season captains	Doug Miller, LB, Sturgis	Winston Wright, CB, Lee's Summit, Mo.
1918: no football — World War I	1973: Les Tuma, FB, Mahaska, Kan.	Tim Burns, TE, Brookings	Zach Zenner, RB, Eagan, Minn.
1919: Russell Walseth	Jim Decker, HB, Cold Spring, Minn.	1993: Adam Timmerman, OT, Cherokee, Iowa	2014: T.J. Lally, LB, Chicago, Ill.
1920: James Salisbury	Randy Roth, DE, Madison, Minn.	Todd McDonald, QB, Minnetonka, Minn.	Jason Schneider, WR, Andover, Minn.
1921: Ralph Towers	Charlie Clarksean, DB, Jackson, Minn.	Karl Paepke, LB, Mansfield	Jack Sherlock, DE, Chicago, Ill.
1922: George Roberts	1974: J.D. Alexander, LB, Pilger, Neb.	Adam Timmerman, OT, Cherokee, Iowa	Austin Sumner, QB, Brandon
1923: Robert Coffey	Lynn Boden, OT, Osceola, Neb.	Dean Herrboldt, WR, Freeman	Zach Zenner, RB, Eagan, Minn.
1924: Willis Motley	Kevin Kennedy, FB, Webster City, Iowa	Brent Rohlf, LB, Redfield	2015: Jimmie Forsythe, DB, Omaha, Neb.
1925: Frank Kelley	1975: Bob Gissler, DE, Osceola, Neb.	Greg Kvistad, OG, Wood Lake, Minn.	Cam Jones, TE, Eagan, Minn.
1926: Clyde (Buck) Starbeck	Bill Mast, QB, Tiffin, Ohio	Mark Struck, S, Huron	T.J. Lally, LB, Chicago, Ill.
1927: Arnold Brevik	Jere Rambow, DB, Raymond, Minn.	1996: Matt Beier, WR, Wales, Wis.	Zach Lujan, QB, Anchorage, Alaska
1928: Lovell Hiner	Fred Schmidt, C, Schleswig, Iowa	Jason Aune, DE, S. St. Paul, Minn.	Jacob Ohnesorge, OL, Waunakee, Wis.
1929: Harry Hadler	1976: Paul Konrad, FB, Mitchell	Chad Peters, LB, Huron	J.R. Plote, DE, Phoenix, Ariz.
1930: Ray Jennison, Ray Schultz	Joe Meyer, C, Webster	1997: Troy Hart, OL, Spencer, Iowa	2016: Jesse Bobbit, LB, Palatine, Ill.
1931: Maynard Tollefson, Nusier Salem	Doug Jackson, DB, Winterset, Iowa	Nate Millerbernd, WR, Winsted, Minn.	Shayne Gottlob, DT, Salem
1932: Dale Palmer	Clayton Fischer, DE, Pierce, Neb.	Jeff Wolgamott, DE, Lincoln, Neb.	Zach Lujan, QB, Anchorage, Alaska
1933: Dale Palmer	1977: Paul Erickson, S, Austin, Minn.	1998: Zach Carter, DL, Spearfish	Nick Mears, S, Milbank
1934: Fred Johnson	Greg Miller, OT, Mitchell	Steve Heiden, TE, Rushford, Minn.	Brady Mengarelli, RB, Prescott, Ariz.
1935: Dick Emmerich	Brad Seely, OG, Baltic	Bryan Jaske, OL, St. Ansgar, Iowa	Jacob Ohnesorge, OL, Waunakee, Wis.
1936: Ed Lienhart	Bill Matthews, DE, Wessington	Vic Sosa, DB, Rapid City	2017: Taryn Christian, QB, Sioux Falls
1937: Charles Stanson	1978: Chuck Benson, FB, Fulton	Geoff Wilber, LB, Miller	Dallas Goedert, TE, Britton
1938: Lloyd Ptak, Bob Riddell	Chuck Loewen, OT, Mountain Lake, Minn.	1999: Matt Berry, C, Spearfish	Brady Mengarelli, RB, Prescott, Ariz.
1939: Jim Emmerich, Arndt Mueller	Mickey Reed, LB, Rochester, Minn.	Greg Niederauer, WR, Miller	Jacob Ohnesorge, OL, Waunakee, Wis.
1940: Roger Ulrich	Rick Reese, LB, Des Moines, Iowa	Willi Pung, LB, Braham, Minn.	Christian Rozeboom, LB, Sioux Center, Iowa
1941: Leon Anderson	1979: Gary Maffett, QB, Urbandale, Iowa	2000: Brock Beran, WR, Omaha, Neb.	Jake Wieneke, WR, Maple Grove, Minn.
1942: George Gehant, Ervin "John" Bylander	Mark Kool, OG, Huron	Andy Rennerfeldt, QB, Oakland, Neb.	Jordan Brown, CB, Scottsdale, Ariz.
1943-44: no football — World War II	Mark Sanders, DE, Austin, Minn.	Chris Reiner, S, Yankton	Taryn Christian, QB, Sioux Falls
1945: Robert Schryver	Todd Richards, CB, Urbandale, Iowa	2001: Josh Buchholtz, WR, Aurora	Dalton Cox, LB, Aberdeen
1946: Fritz Norgaard, Bill Melody	1980: Mike Daiss, OG, Montevideo, Minn.	Kyle Haroldson, LB, Bruce	Christian Rozeboom, LB, Sioux Ctr., Iowa
1947: Paul Gilbert, Arnie Cook	Mike Breske, CB, Rock Rapids, Iowa	Jesse Ranek, LB, Tyndall	Adam Anderson, WR, Orlando, Fla.
1948: Marv Larson, Forest Lothrop	Mike McKnight, DT, Silver Bay, Minn.	Josh Ranek, RB, Tyndall	Logan Backhaus, LB, Spirit Lake, Iowa
1949: Tom Tabor, Madison	Dan Johnson, FB, Madison	2002: Shane Delbridge, DL, Union Center	Ryan Earith, DE, Papillion, Neb.
Francis Schumacher, Ipswich	Quinten Hofer, OT, Hot Springs	Dan Fjeldheim, QB, Watertown	Evan Greenaway, OL, Yankton
1950: George Medchill, C, Clarkfield, Minn.	Paul Reynen, TE, Mitchell	Joe Ford, CB, Brandon	Christian Rozeboom, LB, Sioux Ctr., Iowa
Don Bartlett, E, Centerville	Brad Christenson, S, Audubon, Iowa	Phil Oksness, LB, Luverne, Minn.	Luke Sellers, FB, Papillion, Neb.
1951: Doug Eggers, G, Wagner	Tom Olson, LB, Des Moines, Iowa	2003: Kevin Brown, CB, Commerce City, Colo.	2020: Logan Backhaus, LB, Spirit Lake, Iowa
Marv Kool, E, Hawarden, Iowa	1982: Lee Lundie, DT, Rapid City	Scott Connot, S, Spencer, Neb.	Wes Nenant, OL, Parkston
1952: Roger Anderson, T, Spearfish	Milton Stuckey, CB, Chicago, Ill.	Justin Landis, S, Colman	Michael Griffin II, S, Cottage Grove, Minn.
Pete Retzlaff, HB, Ellendale, N.D.	Dave Larsen, DE, Wentworth	Ben Studer, OT, Wesley, Iowa	Pierre Strong, Jr., RB, Little Rock, Ark.
1953: Arlin Anderson, Milbank	1983: Dave Fremark, LB, Miller	Joey Abell, DE, Brooklyn Park, Minn.	Preston Tetzlaff, LB, Brookings
Alan Evans, Aberdeen	Randy Pirner, CB, Wagner	Chris Coauette, LB, Crookston, Minn.	Logan Backhaus, LB, Spirit Lake, Iowa
1954: Jerry Welch, HB, Minneapolis, Minn.	Ken Jensen, DT, White Bear Lake, Minn.	Solomon Johnson, WR, St. Petersburg, Fla.	Wes Nenant, OL, Parkston
Jack Nitz, T, Brookings	Mike Orr, OG, Urbandale, Iowa	2004: Michael Suhm, OL, Highmore	Michael Griffin II, S, Cottage Grove, Minn.
1955: Jerry Acheson, E, Flandreau	Mike Reiner, OT, Tripp	Josh Davis, WR, Omaha, Neb.	Mason McCormick, OL, Sioux Falls
Larry Korver, B, Orange City, Iowa	1984: Paul Prout, FB, Sioux City, Iowa	Paul Keizer, OG, Hull, Iowa	Pierre Strong, Jr., RB, Little Rock, Ark.
1956: Harwood Hoefft, T, Groton	John Lewis, LB, Sioux City, Iowa	Gabe Koenigsfeld, DE, Marble Rock, Iowa	Xavier Ward, DL, Freeman
Bob Betz, FB, Madison	Greg Sorenson, CB, Brainerd, Minn.	2006: Hank McCall, CB, Algona, Iowa	Adam Bock, LB, Solon, Iowa
1957: Len Spanjers, G, Milbank	Todd Yackley, DE, Onida	Jeff Hegge, S, Watertown	Garret Greenfield, OL, Rock Valley, Iowa
Wayne Haensel, T, Walnut Grove, Minn.	1985: Mike Busch, QB, Huron	Andy Kardoes, QB, Algona, Iowa	Mark Gronowski, QB, Naperville, Ill.
1958: Al Breske, HB, Webster	Dennis Thomas, TE, Parkston	Marty Kranz, LB, Watertown	Mason McCormick, OL, Sioux Falls
Merlin Newman, G, Redfield	Bruce Klostermann, LB, Dyersville, Iowa	Mark Oelkers, C, Austin, Minn.	Caleb Sanders, DL, Glenwood, Iowa
1959: Ken Hanify, E, Belle Fourche	Mark Diesch, OT, Blooming Prairie, Minn.	2007: Mitch Erickson, OG, Hutchinson, Minn.	Reece Winkelman, DE, Marshall, Minn.
Jim Vacura, HB, Jackson, Minn.	1986: Jeff Tiefenthaler, WR, Armour	Andrew Hoogveeen, DB, Sioux Center, Iowa	Landon Wolf, WR, Tulsa, Okla.
1960: Leland Bondhus, T, Storden, Minn.	Doug Pearson, OG, Whitewater, Wis.	Cory Koenig, RB, Underwood, Iowa	Adam Bock, LB, Solon, Iowa
Ray Gaul, QB, Hawarden, Iowa	Brian Sisley, NG, Edgemont	Justin Kubesh, LB, Olivia, Minn.	Dalys Beanum, CB, Omaha, Neb.
1961: Joe Thorne, FB, Beresford	Jay Sohler, DT, Yankton	2008: Ryan Berry, QB, Watertown	Jarod DePriest, DT, Trivoli, Ill.
Mike Sterner, G, Sioux Falls	K.C. Johnson, PK, Yankton	Brock Campbell, DB, Cherokee, Iowa	Mark Gronowski, QB, Naperville, Ill.
1962: John Stone, FB, Hendricks, Minn.	Jeff Mounts, C, Sioux City, Iowa	Kevin Robling, OL, Jordan, Minn.	Mason McCormick, OL, Sioux Falls
Roger Eischens, E, Canby, Minn.	1987: Dan Sonnek, RB, Easton, Minn.	Eric Schroeder, DL, Stewartville, Minn.	2024: Adam Bock, LB, Solon, Iowa
Dean Koster, QB, Lake Benton, Minn.	Norm Lingle, OT, Pierre	2009: Danny Batten, DE, Gilbert, Ariz.	Gus Miller, OL, Brookings
1963: Wayne Rasmussen, HB, Howard	J.J. Weems, DT, Mountain Lake, Minn.	Glen Fox, WR, Fairfax, Iowa	Quentin Christensen, OL, Wessington Springs
Jerry Ochs, C, Aberdeen	Tom Sieh, S, Hastings, Minn.	Chris Johnson, LB, Council Bluffs, Iowa	Kobe Clayborne, DE/DT, Sioux City, Iowa
1964: Doug Peterson, QB, Watertown	Jay Parker, tight end, Pierre	Nate Koskovich, OL, Kingsley, Iowa	Logan Green, DT, Northboro, Iowa
Gale Douglas, FB, Reedsburg, Wis.	1988: Lee Stewart, OT, Scotland, S.D.	Jimmy Rogers, LB, Chandler, Ariz.	Sam Hagen, OL, Fordville, N.D.
Daryl Martin, HB, Wagner	Tim Kwapioski, CB, Columbus, Neb.	2010: Cole Brodie, DB, Dacula, Ga.	Chase Mason, QB, Hurley
1965: Ed Maras, E, Windom, Minn.	Ted Wahl, QB, Jamestown, N.D.	Conrad Kjerstad, DB, Wall	Joe Ollman, LB, Mequon, Wis.
Jim Nesvold, FB, Madison, Minn.	Darwin Bishop, DT, Jefferson, Iowa	Ryan McKnight, OL, Sioux Falls	
	Ted Ortale, NG, Ankeny, Iowa	Kyle Minett, RB, Ruthton, Minn.	

# ALL-TIME AWARD WINNERS



## ALL-NORTH CENTRAL CONFERENCE

1922: Wilfred Sundet, E; Adolph Bachman, G; Frank Welch, B; Clarence Schutte, B.

1923: George Thompson, E.

1924: George Seeley, G; Clyde "Buck" Starbeck, C; Frank Welch, B; Frank Kelley, B.

1925: George Seeley, G; Clyde Starbeck, C.

1926: Robert Eggers, E; George Seeley, G; Clyde "Buck" Starbeck, C; Howard Biegert, B; Frank Kelley, B.

1927: Walter Parmeter, T; Arnold Brevik, G; Roman Schaefer, B.

1928: Harry Krug, E; Ray Jenison, T; Harry "Henry" Hadler, G; Roman Schaefer, B; Weert Englemann, B.

1929: Weert Englemann, B.; Lemme Herting, E; Ray Jenison, T; Harry "Henry" Hadler, G;

1930-31: No selections

1932: Dale Palmer, E; Harold Rott, T; Don Kummer, C; Fred Johnson, B.

1933: Isadore Ginsberg, E; Alfred Arndt, T; Hal Price, G; Paul Miller, B; Fred Johnson, B.

1934: Isadore Ginsberg, E; Alfred Arndt, T; Hal Price, G; Paul Miller, B; Fred Johnson, B.

1935: Lyle Sundet, G; Paul Miller, B.

1936: Mark Barber, B.

1937: Bob Riddell, E; Bob Pylman, T.

1938: Bob Riddell, E; Gerald Stablein, T; Lloyd Ptak, B.

1939: William Mattison, E; Rollins Emmerich, G; Arndt Mueller, G; Don Smith, C; Allen Schroeder, B.

1940: Harry Voels, E; Warren Evans, T; Leon Anderson, G; Tom Archer, C.

1941: Leon Anderson, G.

1942: George Gehant, G; Ervin Bylander, G.

1943-45: No NCC competition — World War II

1946: Paul Gilbert, E; Ozzie Schock, G; Bill Melody, C.

1947: Paul Gilbert, E; Arnold Cook, T; Don Volk, B.

1948: Tom Tabor, B.

1949: Don Bartlett, E; Dale Bowyer, T; George Medchill, C; Herb Bartling, B; Darrell Zimmerman, B.

1950: Don Bartlett, E; Dale Bowyer, T; Howard Amen, C; George Medchill, C; Herb Bartling, B; Warren Williamson, B; Bill Gibbons, B.

1951: Marv Kool, E; Bob Durland, G; Doug Eggers, G; Pete Retzlaff, B; Dallas Hoff, B.

1952: Lou Guida, G; Ken Kortmeyer, C; Pete Retzlaff, B.

1953: Loren Englund, E; Dick Walker, G; Dick Klawitter, C; Jerry Welch, B; Roger Denker, B.

1954: Jack Nitz, T; Roger Kerns, G; Harold Backlund, C; Jerry Welch, B; Roger Denker, B.

1955: Jerry Acheson, E; Harwood Hoeft, T; Len Spanjers, G; Dick Klawitter, C; Bob Betz, B; Dick Steiner, B; Larry "Bubb" Korver, B.

1956: Harwood Hoeft, T; Bob Betz, B; Arnold "Nig" Johnson, B.

## CONFERENCE MVPs

1950: Herb Bartling  
1954: Jerry Welch  
1957: Len Spanjers  
1961: Joe Thorne (back)  
Mike Sterner (line)  
1962: Roger Eischens (line)  
1963: Wayne Rasmussen (back)  
1968: Darwin Gonnerman (back)  
1974: Lynn Boden (offensive lineman)  
1977: Bill Matthews (defensive lineman)  
1978: Rick Reese (defensive back)  
1979: Gary Maffett (offensive back)  
1985: Mike Busch

1957: Ellis Jensen, E; Wayne Haensel, T; Len Spanjers, G; Al Breske, B; Ron LaVallee, B.

1958: Dick Raddatz, E; James Craig, T; Al Breske, B.

1959: Lee Bondhus, T; Ken Holm, G; Jim Vacura, HB.

1960: Lee Bondhus, T; Joe Thorne, B.

1961: Roger Eischens, E; Mike Sterner, G; Dean Koster, QB; Joe Thorne, FB.

1962: 1st Team: Roger Eischens, E; Jerry Ochs, C; Dean Koster, QB; Wayne Rasmussen, HB. 2nd Team: Jim Ricke, G; Gary Boner, HB.

1963: Darrel Tramp, E; Ed Maras, E; Dave Westbrook, T; Jerry Ochs, C; Ron Meyer, QB; Wayne Rasmussen, HB.

1964: Ed Maras, E; Ron Meyer, QB.

1965: No selections

1966: No selections

1967: Wayne Onken, OT; Darwin Gonnerman, RB; Tom Rockers, DE; Bryan Peeke, LB.

1968: Darwin Gonnerman, RB; Tom Rockers, DE.

1969: Clyde Hagen, TE; Jim Langer, LB.

1970: Chuck Kavanagh, DB.

1971: Jim Heinitz, LB.

1972: Phil Engle, DT.

1973: Les Tuma, RB; Charlie Clarksean, DB.

1974: Lynn Boden, OT; Jerry Lawrence, DT; J.D. Alexander, LB.

1975: Fred Schmidt, C; Ron Christensen, DT; Jere Rambow, DB.

1976: Doug Jackson, CB; Monte Mosiman, TE; Bill Matthews, DT; Gene Ludens, LB.

1977: Monte Mosiman, TE; Bill Matthews, DE; Roberto Parker, DT.

1978: Lionel Macklin, WR; Dave Scheele, OT; Joel Price, OG; Rick Reese, LB.

1979: 1st Team: Lionel Macklin, WR; Gary Maffett, QB; Chuck Loewen, OT; Dan Dummernuth, FS. 2nd Team: Mark Kool, OG; Dan Johnson, FB; Jay Eliason, DT; Mike Breske, CB.

1980: 1st Team: Brian Bunkers, RB; Tony Harris, K; Mark Dunbar, DE; 2nd Team: Quinten Hofer, DT; Mike Breske, CB.

1981: 1st Team: Marty Higgins, QB; Quinten Hofer, OT; Dan Dummernuth, FS; 2nd Team: Tom Olson, LB; Mike Ethier, WR; Brian Bunkers, RB.

1982: 1st Team: No selections. 2nd Team: Mike Ethier, WR; Jeff Osmundson, OG; Mike Law, QB; Dave Knowlton, DE.

1987: Dan Sonnek (offensive back)  
1988: Ted Wahl (offensive back)  
1992: Doug Miller (defensive back)  
1994: Adam Timmerman (off. lineman)  
2001: Josh Ranek (offensive back)  
2005: Parker Douglass (special teams)  
2006: Parker Douglass (special teams)  
2009: Danny Batten (co-defensive)  
2016: Taryn Christion (offensive)  
2020-21: Mark Gronowski (offensive)  
2023: Isaiah Davis (co-offensive)  
2023: Mark Gronowski (co-offensive)

1983: 1st Team: Mike Ethier, WR; 2nd Team: Randy Pirner, CB; Mike Reiner, OT.

1984: 1st Team: Rick Wegher, TB; Rick Sweet, OG; Dennis Thomas, TE; Todd Yackley, DE; 2nd Team: No selections.

1985: 1st Team: Mike Busch, QB; Diesch, OT; Jeff Tiefenthaler, WR; Dan Sonnek, TB; Mark 2nd Team: Dennis Thomas, TE; Bruce Klostermann, LB; Brian Sisley, NG; K.C. Johnson, K.

1986: 1st Team: Jeff Tiefenthaler, WR; 2nd Team: Ted Wahl, QB; Dan Sonnek, RB; Brian Sisley, NG; Darrin Thurston, LB; Tom Sieh, SS.

1987: 1st Team: Dan Sonnek, RB; 2nd Team: Ted Wahl, QB; Norm Lingle, OT; Dan Ziegler, CB; J.J. Weems, DT.

1988: 1st Team: Ted Wahl, QB; Dan Duitscher, OG; Darwin Bishop, DT; 2nd Team: J.D. Berreth, WR; Ted Ortale, NG; Greg Osmundson, LB; Tim Kwapioski, CB.

1989: 1st Team: Lance Prouty, OT; Kevin Tetzlaff, NG; 2nd Team: Tim Hawkins, P; Jamie Grosdidier, RB; Greg Osmundson, LB.

1990: 1st Team: Tom Bloom, OT; 2nd Team: Darren Brickman, APB

1991: 1st Team: Darren Baartman, WR; Shane Bouman, QB; Kevin Tetzlaff, DL; Doug Miller, LB. 2nd Team: Mike Myers, WR; Paul Wildemann, DL; Dave Peterson, DB.

1992: 1st Team: Adam Timmerman, OT; Adam Vinatieri, P; Doug Miller, LB; Dave Peterson, DB. 2nd Team: Mike Myers, WR; Greg Springman, TE; Dan Hoke, DL; Adam Vinatieri, K.

1993: 1st Team: Adam Timmerman, OT; Jake Hines, TE; Todd McDonald, QB; Jim Remme, DE; Adam Vinatieri, P. 2nd Team: Collin Breyfogle, OC; Matt Beier, WR; Dean Herrboldt, WR; Dan Nelson, RB; Mark Struck, DB; Mike Jaunich, DB.

1994: 1st Team: Adam Timmerman, OT; Jake Hines, TE; Jason Aune, DE; Mike Jaunich, DB; Adam Vinatieri, P. 2nd Team: Jay Bohlinger, OG; Dean Herrboldt, WR; Paul Klinger, RB.

1995: 1st Team: Brett Beran, APB. 2nd Team: Lance Wipf, TE; Tim Fogarty, LB.

1996: 1st Team: Jay Bohlinger, OG; Rusty Lenner, WR; Joel Lensegrav, DB; Tom O'Brien, P. 2nd Team: Chad Peters, LB.

1997: 1st Team: Troy Hart, OT; Nate Millerbernd, WR; Jeff Wolgamott, DE; Tom O'Brien, P. 2nd Team: No selections.

1998: 1st Team: Steve Heiden, TE; Josh Ranek, RB; Zach Carter, DT; Tom O'Brien, P; Brett Gorden, K. 2nd Team: Craig Plotz, OG; Sterne Akin, LB.

1999: 1st Team: Matt Berry, OC; Josh Ranek, RB; 2nd Team: Casey Hillman, DB.

2000: 1st Team: No selections; 2nd Team: Brock Beran, WR.

2001: 1st Team: Josh Ranek, RB; 2nd Team: Nate Scheuer, OG.

2002: 1st Team: Kevin Brown, KOR; 2nd Team: Ben Studer, OL; Dan Fjeldheim, QB; Scott Nedved, RB; Kevin Brown, DB.

2003: 1st Team: Josh Davis, WR; Ben Studer, OT; 2nd Team: Andy Wagstrom, OT; Paul Keizer, TE; Brad Nelson, QB; Joey Abell, DE; Chris Coquette, LB; Rodney Francois, LB.



## ALL-GREAT WEST FOOTBALL CONFERENCE

2004: 1st Team: Anthony Watson, RB; Joey Abell, DL; Chris Coquette, LB; Neal Bainbridge, P; 2nd Team: Taylor Murray, OL; Paul Keizer, TE; Hank McCall, DB.

2005: 1st Team: Mitch Erickson, OL; Parker Douglass, K; 2nd Team: Paul Keizer, OL; Taylor Murray, OL; Josh Davis, WR; Anthony Watson, RB; Cory Koenig, RB; Gabe Koenigsfeld, DL; Billy Ray Kirch, LB; Hank McCall, DB.

2006: 1st Team: Parker Douglass, K; Mitch Erickson, OL; Chris Wagner, TE; Anthony Watson, RB; 2nd Team: Jason Bonwell, DL; Preston Crumly, OL; Nick Flesner, OL; JaRon Harris, WR; Micah Johnson, WR; Andy Kardoos, QB; Justin Kubesh, LB; Mitch Pontrelli, DL.

2007: 1st Team: Danny Batten, DE; Parker Douglass, K; Mitch Erickson, OL; Brock Gentile, DB; Tyler Koch, DB; Cory Koenig, RB; Justin Kubesh, LB; Jimmy Rogers, LB; 2nd Team: Preston Crumly, OL; JaRon Harris, WR; Chris Johnson, LB; Mitch Pontrelli, DL; Kevin Robling, OL; Eric Schroeder, DL; Chris Wagner, TE.



## ALL-MISSOURI VALLEY FOOTBALL CONFERENCE

2008: 1st Team: Danny Batten, DE; Ryan Berry, QB; JaRon Harris, WR. 2nd Team: Glen Fox, WR; Kyle Minett, RB; Peter Reifenrath, K; Kevin Robling, OL; Jimmy Rogers, LB; Eric Schroeder, DL.

2009: 1st Team: Danny Batten, DE; Derek Domino, LB; Ryan McKnight, OL. 2nd Team: Glen Fox, WR; Conrad Kjerstad, DB; Casey Knips, OL; Kyle Minett, RB; Dean Priddy, P.

2010: 1st Team: Cole Brodie, DB; Colin Cochart, TE; Derek Domino, LB; Ryan McKnight, OL; Kyle Minett, RB. 2nd Team: Cole Brodie, RS; Corey Jeske, DB; Dean Priddy, P.

2011: 1st Team: Jason Schlautman, P. 2nd Team: Mike Lien, LB; Dale Moss, WR; Winston Wright, DB.

# ALL-TIME AWARD WINNERS



## ALL-MVFC (cont.)

2012: *1st Team:* Ross Shafrath, LB; Bryan Witzmann, OL; Zach Zenner, RB. *2nd Team:* Will Castle, OL; T.J. Lally, LB; Skyler Luxa, DB; Doug Peete, DL.

2013: *1st Team:* R.C. Kilgore, LB; Jason Schneider, WR; Bryan Witzmann, OL; Winston Wright, DB; Zach Zenner, RB. *2nd Team:* Vince Benedetto, FB/TE; Chase Douglas, DL.

2014: *1st Team:* Trevor Greger, OL; Jake Wieneke, WR; Zach Zenner, RB. *2nd Team:* T.J. Lally, LB; Cole Langer, DL; Jason Schneider, WR; Justin Syrovatka, PK.

2015: *1st Team:* Dallas Goedert, TE; Jake Wieneke, WR. *2nd Team:* Jimmie Forsythe, DB; T.J. Lally, LB; Cole Langer, DL; Jacob Ohnesorge, OL.

2016: *1st Team:* Taryn Christion, QB; Dallas Goedert, TE; Jacob Ohnesorge, OL; Christian Rozeboom, LB; Jake Wieneke, WR. *2nd Team:* Jesse Bobbit, LB; Kane Louscher, FB; Brady Mengarelli, RB; Kellen Soulek, DL.

2017: *1st Team:* Jordan Brown, DB; Dallas Goedert, TE; Jacob Ohnesorge, OL; Christian Rozeboom, LB; Jake Wieneke, WR. *2nd Team:* Taryn Christion, QB; Kane Louscher, FB; Kellen Soulek, DL; Chase Vinatieri, K.

2018: *1st Team:* Jordan Brown, DB; Taryn Christion, QB; Cade Johnson, WR; Tiano Pupungatoa, OL; Christian Rozeboom, LB. *2nd Team:* Ryan Earith, DE; Brady Hale, P; Bradey Sorenson, LS.

2019: *1st Team:* Cade Johnson, WR; Christian Rozeboom, LB; Pierre Strong Jr., RB. *2nd Team:* Matt Clark, OL; Ryan Earith, DE; Don Gardner, CB; Luke Sellers, FB.

2020-21: *1st Team:* Logan Backhaus, LB; Don Gardner, CB; Garret Greenfield, OL; Mark Gronowski, QB; Zach Heins, TE; Caleb Sanders, DT; Pierre Strong, Jr., RB. *2nd Team:* Jaxon Janke, WR; Mason McCormick, OL.

2021: *1st Team:* Logan Backhaus, LB; Adam Bock, LB; Tucker Kraft, TE; Pierre Strong, Jr., RB. *2nd Team:* Don Gardner, CB; Wes Genant, OL; Jaxon Janke, WR; Aron Johnson, OL; Mason McCormick, OL; Caleb Sanders, DL; Bradey Sorenson, LS; Reece Winkelman, DE.

2022: *1st Team:* Adam Bock, LB; Isaiah Davis, RB; DyShawn Gales, DB; Garret Greenfield, OL; Tucker Kraft, TE; Mason McCormick, OL; Caleb Sanders, DL; Reece Winkelman, DE. *2nd Team:* Mark Gronowski, QB; Zach Heins, TE; Jadon Janke, RS; Jaxon Janke, WR.

2023: *1st Team:* Isaiah Davis, RB; Jason Freeman, LB; Garret Greenfield, OL; Mark Gronowski, QB; Jadon Janke, WR; Amar Johnson, APB; Tucker Large, DB; Mason McCormick, OL; Cade Terveer, DL. *2nd Team:* Hunter Dustman, P; DyShawn Gales, DB; Zach Heins, TE; Tucker Large, RS; Gus Miller, OL; Mike Morgan, FB; Kaydon Olivia, LS; Isaiah Stalbird, LB; Ryan Van Marel, DT.

2024: *1st Team:* Dalys Beanum, DB; Evan Beerntsen, OL; Adam Bock, LB; Jarod DePriest, DL; Caleb Frandl, LB; Amar Johnson, RB; Angel Johnson, APB; Tucker Large, DB; Gus Miller, OL. *2nd Team:* Mark Gronowski, QB; Colby Huerter, DB; Colby Humphrey, DB; Griffin Wilde, WR.

2008: Woody Orne, OL  
2009: Jon Fick, OL; Thomas O'Brien, QB  
2010: Zacharia Bowers, DL  
2011: Dale Moss, WR; Jason Schlautman, P; Austin Sumner, QB; Zach Zenner, RB  
2012: T.J. Lally, LB; Marshall Peugh, DL  
2013: Cole Langer, DL  
2014: Trey Carr, DB; Zach Lujan, QB; Jake Wieneke, WR  
2015: Taryn Christion, QB  
2016: Christian Rozeboom, LB; Chase Vinatieri, K; Anthony Washington, DB

### OFFENSIVE PLAYER OF THE WEEK

2008: Kyle Minett (Sept. 27); Ryan Berry (Nov. 8)  
2009: Kyle Minett (Sept. 26)  
2011: Aaron Rollin (Oct. 8); Dale Moss (Oct. 29); Austin Sumner (Nov. 5)  
2012: Austin Sumner (Oct. 27); Zach Zenner (Nov. 8)  
2013: Zach Zenner (Sept. 7, Sept. 21); Brandon Hubert (Oct. 26); Austin Sumner (Nov. 23)  
2014: Zach Zenner (Sept. 6); Austin Sumner (Nov. 15)  
2015: Jake Wieneke (Sept. 5); Zach Lujan (Sept. 26)  
2016: Jake Wieneke (Sept. 3); Dallas Goedert (Oct. 1); Taryn Christion (Oct. 8, Oct. 15); Brady Mengarelli (Nov. 12)  
2017: Taryn Christion (Oct. 28, Nov. 18)  
2018: Cade Johnson (Sept. 8)  
2019: J'Bore Gibbs (Oct. 12)  
2020-21: Pierre Strong, Jr. (Feb. 19); Mark Gronowski (Mar. 6)  
2021: Pierre Strong, Jr. (Sept. 25, Nov. 6)  
2022: Mark Gronowski (Sept. 24, Oct. 22); Isaiah Davis (Oct. 1)  
2023: Isaiah Davis (Oct. 7); Mark Gronowski (Nov. 18); Jadon Janke (Nov. 18)  
2024: Kirby Vorhees (Sept. 21)

### DEFENSIVE PLAYER OF THE WEEK

2009: Derek Domino (Sept. 12); Jake Steffen (Sept. 26); General Parnell (Oct. 10)  
2010: Corey Jeske (Oct. 9)  
2011: Dirk Kool (Sept. 3); Winston Wright (Nov. 12)  
2012: T.J. Lally (Sept. 22); Ross Shafrath (Sept. 29)

## MVFC ALL-NEWCOMER TEAM

2017: Logan Backhaus, LB; Cade Johnson, WR/RS  
2018: Krockett Krolikowski, DL; Brandon Snyder, DB; Pierre Strong, Jr., RB  
2019: Diamond Evans, DB; J'Bore Gibbs, QB; Michael Griffin II, DB; Quinton Hicks, DL; Jaxon Janke, WR  
2020-21: Adam Bock, LB; Isaiah Davis, RB; Mark Gronowski, QB  
2021: Chris Oladokun, QB  
2022: Jason Freeman, LB; Tucker Large, S/LB; John O'Brian, OL

2023: Griffin Wilde, WR  
2024: Kobe Clayborne, DL; Bryce Hawthorne, DL; Colby Humphrey, DB; Davin Stoffel, TE; Kirby Vorhees, RB

### MVFC FRESHMAN OF THE YEAR

2011: Austin Sumner, QB  
2014: Jake Wieneke, WR  
2016: Christian Rozeboom, LB  
2018: Pierre Strong, Jr., RB  
2020-21: Mark Gronowski, QB

### MVFC NEWCOMER OF THE YEAR

2020-21: Mark Gronowski, QB

## MVFC WEEKLY AWARD WINNERS

2013: Dallas Brown (Sept. 14); Winston Wright (Oct. 12)  
2015: Nick Farina (Nov. 14); T.J. Lally (Nov. 21)  
2016: Kellen Soulek (Oct. 22); Dallas Brown (Nov. 19)  
2017: Christian Rozeboom (Oct. 28)  
2020-21: Adam Bock (Apr. 17)  
2022: Adam Bock (Sept. 3)  
2023: Isaiah Stalbird (Oct. 14)  
2024: Matthew Durrance (Nov. 16)

### SPECIAL TEAMS PLAYER OF THE WEEK

2008: Peter Reifenrath (Nov. 22)  
2009: Kyle Harris (Sept. 12, Oct. 24); Dean Priddy (Oct. 10); Tyrel Kool (Nov. 14)  
2010: Cole Brodie (Oct. 9); Peter Reifenrath (Oct. 23)  
2012: Ethan Sawyer (Sept. 15); Justin Syrovatka (Nov. 3)  
2014: Justin Syrovatka (Nov. 22)  
2015: Jay Carlson (Oct. 31)  
2017: Chase Vinatieri (Sept. 9, Nov. 11)  
2018: Brady Hale (Sept. 8, Oct. 13); Chase Vinatieri (Oct. 6)  
2019: Jaxon Janke (Sept. 7)  
2020-21: Cole Frahm (Mar. 13, Apr. 17)  
2022: Hunter Dustman (Oct. 15, Nov. 5)  
2023: Tucker Large (Sept. 16); Hunter Dustman (Oct. 28, Nov. 4)  
2024: Angel Johnson (Oct. 12); Hunter Dustman (Nov. 9)

### OFFENSIVE LINEMAN OF THE WEEK

2008: Kevin Robling (Aug. 30, Nov. 1)  
2009: Ryan McKnight (Oct. 24)  
2012: Will Castle (Sept. 8); Bryan Witzmann (Sept. 22, Oct. 27)

2014: Dylan Seiter (Sept. 6); Andrew Mueller (Nov. 8)  
2015: Dylan Seiter (Sept. 26)  
2016: Tiano Pupungatoa (Oct. 8)  
2017: Jacob Ohnesorge (Sept. 16, Oct. 7)  
2018: Edward Miller (Sept. 15); Evan Greeneway (Nov. 3)  
2019: Aron Johnson (Aug. 29)  
2020-21: Garret Greenfield (Mar. 6, Mar. 20)  
2021: Garret Greenfield (Sept. 25); Aron Johnson (Nov. 6)  
2022: Mason McCormick (Oct. 1)  
2023: Mason McCormick (Sept. 30); Garret Greenfield (Oct. 7); Evan Beerntsen (Oct. 28)  
2024: Evan Beerntsen (Sept. 7); Gus Miller (Oct. 12)

### NEWCOMER OF THE WEEK

2011: Dale Moss (Sept. 17); Austin Sumner (Oct. 8, Oct. 29)  
2012: T.J. Lally (Sept. 15, Sept. 22, Oct. 27, Nov. 3)  
2013: Dallas Brown (Sept. 14)  
2014: Jake Wieneke (Oct. 11, Nov. 15)  
2015: Taryn Christion (Oct. 10, Oct. 17)  
2016: Christian Rozeboom (Oct. 1, Oct. 15)  
2017: Skyler Cavanaugh (Oct. 7); Cade Johnson (Oct. 21, Nov. 18)  
2018: Pierre Strong, Jr. (Nov. 10, Nov. 17)  
2019: J'Bore Gibbs (Oct. 12); Keaton Heide (Nov. 16)  
2020-21: Mark Gronowski (Feb. 19, Apr. 17); Isaiah Davis (Mar. 20)  
2021: Chris Oladokun (Sept. 3)  
2023: Griffin Wilde (Sept. 9)

## ACADEMIC ALL-AMERICANS

1974: Bob Gissler (2)  
Dan Somsen (2)  
1975: Bill Matthews (1)  
Bob Gissler (2)  
1977: Bill Matthews (1)  
1978: Paul Kippley (2)  
1979: Tony Harris (1)  
Paul Kippley (1)  
1980: Paul Kippley (2)  
1987: Dan Sonnek (2)  
1991: Kevin Tetzlaff (2)  
1994: Jake Hines (2)  
Adam Vinatieri (2)  
2001: Josh Ranek (2)  
2005: Mitch Klein (2)  
2006: Parker Douglass (2)  
Cory Koenig (1)

2007: Parker Douglass (2)  
Cory Koenig (1)  
2008: Kyle Minett (1)  
Kevin Robling (2)  
2009: Kyle Minett (1)  
Conrad Kjerstad (2)  
2010: Kyle Minett (1)  
Tyler Duffy (2)  
2012: Zach Zenner (2)  
2013: Jason Schneider (1)  
Zach Zenner (1)  
2014: Nick Purcell (1)  
Jason Schneider (1)  
\*Zach Zenner (1)  
2015: Shayne Gottlob (2)  
Nick Mears (1)  
Jake Wieneke (2)

2016: Nick Mears (1)  
Jake Wieneke (1)  
2017: Dalton Cox (2)  
Wes Genant (2)  
2018: Dalton Cox (1)  
Wes Genant (1)  
2020-21: Wes Genant (1)  
Logan Backhaus (3)  
2021: Wes Genant (1)  
Reece Winkelman (1)  
2022: Reece Winkelman (2)  
2023: Mark Gronowski (2)  
Ryan Van Marel (2)  
2024: Adam Bock (2)

Note: Number in parentheses indicates first or second team

\* Selected as Academic All-America Team Member of the Year for Division I football

# ALL-TIME AWARD WINNERS

## ACADEMIC ALL-NCC

1974: Dan Somsen, OL  
Bill Mast, QB  
Bob Gissler, DL  
Doug Wertish, DB

1975: Dan Somsen, OL  
Corwyn Mosiman, OL  
Abe Chadderdon, WR  
Greg Hart, RB  
Bill Mast, QB  
Bob Gissler, DL  
Bill Matthews, DL

1976: Brad Seely, OL  
Bill Matthews, DL

1977: Brad Seely, OL  
Bill Matthews, DL

1978: Brad Alfred, OL  
Paul Kippley, DB

1979: Jeff Eitrem, OL  
Chuck Loewen, OL  
Tony Harris, K  
Mike McKnight, DL  
Paul Kippley, DB

1980: Ron Schneider, RB  
Tony Harris, K  
Doug Decker, DL

1982: Mike Law, QB  
Dave Fremark, LB

1983: Mark Diesch, OL  
Mike Law, QB  
Dave Fremark, LB

1985: Mark Diesch, OL  
Jeff Mounts, OC  
Dennis Thomas, TE  
Dan Sonnek, RB  
Matt Stanley, LB

1986: Dan Sonnek, RB  
Jeff Tiefenthaler, WR  
Greg Schmidt, DB  
K.C. Johnson, K

1987: Dan Sonnek, RB  
Greg Schmidt, DB  
Mike Temme, OL  
Dan Duitscher, OL

1988: Dan Duitscher, OL  
Mike Temme, OL  
Kevin Tetzlaff, DL

1989: Mike Temme, OL  
Jamie Grosdidier, RB  
Kevin Tetzlaff, DL  
Greg Osmundson, LB  
Ken Tiefenthaler, DB

1990: Tom Haensel, DB  
Kelly McDermott, OC  
Jamie Grosdidier, RB  
Ken Tiefenthaler, DB

1991: Kevin Tetzlaff, DL  
Jamie Grosdidier, RB  
Tim Burns, TE  
Darren Baartman, WR  
Jim Remme, OL  
Doug Miller, LB  
Scott Lewis, DB

1992: Doug Miller, LB  
Jim Remme, DL  
Tim Burns, TE  
Adam Timmerman, OT  
Chad Masters, LS

1993: Jake Hines, TE  
Adam Timmerman, OL

1993: Brent Rohlf, LB  
Jim Remme, DL  
Adam Vinatieri, K

1994: Jake Hines, TE  
Adam Timmerman, OL  
Brent Rohlf, LB  
Adam Vinatieri, K  
Mark Struck, DB

1995: Rusty Lenners, WR  
Tim Fogarty, LB  
Scott Sievers, RB  
Mark Struck, DB  
Brett Gorden, K

1996: Matt Beier, WR  
Chad Peters, LB  
Brett Gorden, K

1997: Sterne Akin, LB  
Brett Gorden, K  
Brad Peterson, DT

1998: Brett Gorden, K  
Steve Heiden, OL  
Lee Munger, DL  
Sterne Akin, LB  
Vic Sosa, DB  
Corey Wulf, LB

1999: Brad Beck, OL  
Greg Niederauer, WR  
Josh Ranek, RB

2000: Brad Beck, OL  
Brock Beran, WR  
Chris Paul, TE  
Josh Ranek, RB

2001: Josh Ranek, RB

2002: Ben Fast, OL  
Scott Nedved, RB

2003: Chris Coauette, LB  
Scott Connot, DB  
Brian Janecek, WR

Note: No selections in 1981 or 1984

## ACADEMIC ALL-GWFC

2004: Travis Ahrens, DL  
Scott Breyfogle, DB  
Chris Coauette, LB  
Jeff Davis, OL  
Brian Janecek, WR  
Marty Kranz, LB  
Mitch Klein, DB  
Hank McCall, DB  
Greg Peitz, TE  
John Perry, DB

2005: Paul Aanonson, WR/KR  
Matt Anderson, TE  
Ryan Berry, QB  
Scott Breyfogle, DB  
Parker Douglass, K  
Dan Dykhouse, TE  
Mitch Erickson, OL  
Andrew Hoogeveen, LB  
Mitch Klein, DB  
Cory Koenig, RB  
Marty Kranz, LB  
John Perry, DB  
Mitch Pontrelli, DL

2006: Matt Anderson, TE  
Steven Bazata, DB  
Scott Breyfogle, DB  
Parker Douglass, K  
Mitch Erickson, OL  
Andrew Hoogeveen, LB  
Chris Johnson, LB

2006: Casey Knips, OL  
Cory Koenig, RB  
Marty Kranz, LB

2006: Mark Oelkers, OL  
Mitch Pontrelli, DL  
Kevin Robling, OL

2007: Paul Aanonson, KR  
Matt Anderson, TE  
Ryan Berry, QB  
Derek Domino, LB  
Parker Douglass, K  
Mitch Erickson, OL  
Nick Flesner, OL  
Andrew Hoogeveen, DB  
Chris Johnson, LB  
Conrad Kjerstad, DB  
Casey Knips, OL  
Cory Koenig, RB  
Kyle Minett, RB  
Dean Priddy, P  
Kevin Robling, OL  
Jimmy Rogers, LB

## ACADEMIC ALL-MVFC

2008: Ryan Berry, QB (1)  
Tyler Duffy, RB (1)  
Conrad Kjerstad, DB (2)  
Kyle Minett, RB (1)  
Kevin Robling, OL (1)

2009: Tyler Duffy, RB (1)  
Chris Johnson, LB (2)  
Conrad Kjerstad, DB (1)  
Kyle Minett, RB (1)

2010: Zach Buchner, OL (2)  
Derek Domino, LB (1)  
Tyler Duffy, RB (1)  
Matt Hylland, WR (2)  
Brad Iverson, WR (2)  
Kyle Minett, RB (1)  
Alex Olinger, OL (2)  
Dean Priddy, P (2)

2011: Bo Helm, DB (2)  
Brandon Hubert, WR (2)  
Brad Iverson, TE (1)  
Alex Olinger, OL (2)  
Taylor Suess, OL (2)

2012: Seth Daughters, TE (2)  
Brandon Hubert, WR (2)  
Tyrel Kool, WR (2)  
Alex Olinger, OL (1)  
Nick Purcell, OL (2)  
Jason Schneider, WR (2)  
Ross Shafraath, LB (2)  
Taylor Suess, OL (1)  
Zach Zenner, RB (1)

2013: Brandon Hubert, WR (2)  
Jason Schneider, WR (1)  
Taylor Suess, OL (1)  
Zach Zenner, RB (1)

2014: Cole Langer, DL (2)  
Nick Mears, DB (2)  
Nick Purcell, OL (2)  
Jason Schneider, WR (1)  
Zach Zenner, WR (1)

2015: Jesse Bobbit, LB (2)  
Shayne Gottlob, DL (1)  
Cole Langer, DL (2)  
Nick Mears, DB (1)  
Jake Wieneke, WR (1)

2016: Jesse Bobbit, LB (2)  
Taryn Christion, QB (1)  
Shayne Gottlob, DL (2)  
Kane Louscher, FB (2)  
Nick Mears, DB (1)  
Brady Mengarelli, RB (2)  
Jake Wieneke, WR (1)

2017: Taryn Christion (1)  
Dalton Cox (1)  
Wes Genant (1)  
Caleb Lang (2)  
Kane Louscher (2)  
Brady Mengarelli (1)  
Jake Wieneke (1)

2018: Taryn Christion (1)  
Dalton Cox (1)  
Wes Genant (1)  
Evan Greeneway (1)

2019: Logan Backhaus (2)  
Evan Greeneway (1)  
Kallan Hart (2)  
Christian Rozeboom (2)  
Preston Tetzlaff (2)  
Reece Winkelman (2)

2020-21: Logan Backhaus (1)  
Wes Genant (1)  
Aron Johnson (2)  
Preston Tetzlaff (1)

2021: Logan Backhaus (1)  
Adam Bock (1)  
Wes Genant (1)  
Aron Johnson (2)  
Reece Winkelman (2)

2022: Canyon Bauer (2)  
Adam Bock (1)  
Mark Gronowski (1)  
Jaxon Janke (2)  
Reece Winkelman (1)

2023: Adam Bock (1)  
Mark Gronowski (1)  
Jaxon Janke (2)  
Caden Johnson (2)  
Cale Reeder (2)  
Ryan Van Marel (2)

2024: \*Adam Bock (1)  
Jarod DePriest (2)  
Mark Gronowski (1)  
Bryce Johnson (2)  
Kaydon Olivia (2)  
Levi Vanden Bos (2)  
Griffin Wilde (1)

Notes: Number in parentheses indicates first or second team; \* denotes MVFC Scholar-Athlete of the Year

## NCAA POSTGRADUATE SCHOLARSHIP RECIPIENTS

1980: Chuck Loewen  
1981: Paul Kippley  
1988: Dan Sonnek  
1995: Jake Hines  
2001: Josh Ranek  
2003: Scott Connot  
2008: Ryan Berry, Kevin Robling  
2014: Ethan Sawyer, Jason Schneider, Zach Zenner  
2018: Dalton Cox  
2021: Wes Genant

## FCS ADA POSTGRADUATE SCHOLARSHIP

2007: Cory Koenig  
2008: Ryan Berry  
2014: Zach Zenner  
2018: Taryn Christion  
2020-21: Preston Tetzlaff  
2023: Mark Gronowski

Sixty-nine football players have been honored with All-America accolades during their playing days at South Dakota State. Following is a complete listing of these Jackrabbit All-Americans:

• **FRANK KELLEY, halfback // 1926**

Kelley was the spark plug who ignited the Jackrabbits to an undefeated season in 1926.

The team's leading rusher, Kelley also gained nationwide attention for his drop kicks, particularly in games against St. Louis University and Hawaii, where his toe accounted for the winning points. He also posed a threat passing, and during the season either ran, passed or kicked for all of the Jackrabbits' points in North Central Conference play.

A Tyndall native, Kelley earned eight letters as a Jackrabbit, starting in both football and basketball, while also running on the track team. He broke two world records in 1925, running the 45-yard low hurdles in 5.8 seconds and the 50-yard high hurdles in 6.3 seconds.

Following graduation, he played in 17 games for the champion New York Giants.

• **WEERT ENGLEMAN, halfback // 1929**

Called the "Flying Dutchman of Miller", Englemann broke up several tight games with explosive bolts through the line. An all-conference choice in both 1928 and 1929, he led the Jackrabbits in both rushing and scoring.

Englemann also excelled in track and field, winning a record 12 individual North Central Conference titles. He also became the first South Dakotan to win an event at the Drake Relays, capturing the top spot in the triple jump in 1929 before winning the discus in 1930.

Englemann went on to star on the defensive side of the ball for the Green Bay Packers from 1930-33.

• **AL ARNDT, guard // 1934**

A two-way player, Arndt starred at offensive guard and defensive tackle for the Jackrabbits. A mainstay in the line for three seasons, he led the team in tackles as a senior and was twice named all-North Central Conference.

Also a starter in basketball, Arndt went on to play professional football for the Pittsburgh Steelers and Boston Redskins.

• **PAUL "WHITEY" MILLER, halfback // 1935**

One of SDSU's most explosive runners, Miller led the Jacks to an upset victory over Wisconsin, when he scored on a 75-yard interception return.

During his senior year, he ran or passed for 11 of SDSU's 17 touchdowns, including two 70-yard runs. He played three seasons (1936-38) with the Green Bay Packers.

• **HERB BARTLING, quarterback // 1950**

Bartling spearheaded one of the most talented backfields in SDSU history, leading the Jackrabbits to an undefeated season in 1950 as he earned North Central Conference Most Valuable Player honors.

He also was a two-time all-NCC performer in basketball.

• **HERB BACKLUND, center // 1954**

Backlund didn't play center until his senior season, but proved to be a powerful downfield blocker and excellent pass blocker for quarterback Jerry Welch, who joined him on the All-America team that season.

• **JERRY WELCH, quarterback // 1954**

Welch stepped in at quarterback after a season-opening loss to Iowa State and guided the Jackrabbits to a 7-1 record the rest of the way.

A triple threat at running, passing and kicking, his nine touchdowns in 1954 included a 91-yard run from scrimmage and a 77-yard punt return. Many of his punt return records stood for more than 40 years.

Welch went on to play in the Canadian Football League with the Calgary Stampeders.

• **LEN SPANJERS, guard // 1957**

A three-time all-North Central Conference selection, Spanjers paced the 1957 Jackrabbit squad to the league crown.

Playing both offense and defense, the Milbank native was named the NCC's Most Valuable Player. Co-captain as a senior, he was also was the team's punter. In 1955, he was the only sophomore named to the all-conference squad.

• **JOE THORNE, fullback // 1961**

Called "the best all-around player in the history of football at SDSU" by coach Ralph Ginn, Thorne paced the 1961 Jackrabbits to the North Central Conference title and an 8-2 season.

He tallied 958 rushing yards (5.5 ypc) his senior year, despite carrying the ball only twice in the fourth quarter all season. A two-time all-NCC selection, he piled up more than 2,000 career rushing yards and also played defensive back.

Thorne was drafted by the Green Bay Packers, but passed up the opportunity to play professionally. He died in 1965 while serving as a helicopter pilot in Vietnam.

• **MIKE STERNER, guard // 1961**

Mike Sterner teamed with his twin brother, John, to give SDSU opponents a dose of double trouble during a conference championship season in 1961, earning first-team all-NCC honors.

Sterner went on to a successful career as a wrestling coach at Southwest Minnesota State University and is a member of the NAIA Wrestling Hall of Fame.

• **ROGER EISCHENS, end // 1962**

A two-sport star, Eischens was also an All-America wrestler for the Jacks.

Named to the all-North Central Conference grid team twice, the Canby, Minnesota, native was the first SDSU player to gain more than 1,000 yards receiving for his career, tallying 1,094 yards on 65 receptions.

Also a defensive standout, his 85-yard interception return against Toledo (Ohio) in 1962, stood as the longest in program history for 45 years.

• **JOHN STONE, linebacker/kicker // 1962**

A native of Hendricks, Minnesota, Stone was named All-America after leading the nation in field goal kicking. Stone kicked nine field goals and 24 extra points for 51 points that season, his first as a kicker.

Stone also led the team in interceptions in 1962 and was one of the team's leading tacklers.

• **WAYNE RASMUSSEN, halfback // 1963**

The 1963 College Athlete of the Year in South Dakota, Rasmussen was all-North Central Conference in three sports: football, basketball and baseball.

The league's Most Valuable Back, Rasmussen rushed for 874 yards and caught 29 passes for 463 yards in leading the Jackrabbits to an unbeaten record in NCC play and a 9-1 overall record. He also was the team's leading kickoff and punt returner, and intercepted seven passes.

Following his career at SDSU, Rasmussen played 10 seasons with the Detroit Lions.

• **DARWIN GONNERMAN, fullback // 1967 and 1968**

The Adrian, Minnesota, powerhouse became SDSU's first two-time All-American when he put together back-to-back 1,000-yard seasons and became the school's career rushing leader.

A classic all-purpose player, Gonnerman set 13 school records, including the longest punt return in school history, 95 yards against North Dakota State, a record that still stands today.

Also a standout kicker, Gonnerman played two seasons with the Ottawa Roughriders in the Canadian Football League. In 1969, he was voted South Dakota College Football Player of the Decade.

• **LYNN BODEN, guard // 1974**

Boden had the distinction of being the only North Central Conference player ever picked in the first round of the National Football League Draft, when he was selected by the Detroit Lions in 1975.

The NCC's Most Valuable Offensive Lineman as a senior, the Osceola, Nebraska, native was a Kodak first-team All-American in 1974.

# ALL-AMERICANS

## • BILL MATTHEWS, defensive end // 1977

Matthews came from a nine-man football program at Wessington to star three years for the Jacks — not only as a player, but as a student.

By the time he left SDSU, he had: earned first-team Academic All-America honors twice (1975, 1977); earned first-team Associated Press Little All-America recognition (1977); been named North Central Conference Most Valuable Defensive Lineman (1977), and was named to the all-NCC team twice (1976, 1977).

Matthews started at defensive tackle for two seasons before moving to defensive end as a senior. He was selected in the fifth round of the NFL Draft by the New England Patriots. He also played professionally for the New York Giants and the United States Football League's Denver Gold.

## • CHUCK LOEWEN, offensive tackle // 1979

Loewen was a first-team Kodak All-American after helping lead the Jackrabbits to the 1979 NCAA Division II playoffs. He also earned third-team All-America honors from the Associated Press.

A first-team all-North Central Conference performer both as a player and academically, Loewen was awarded an NCAA Postgraduate Scholarship. He was drafted in the seventh round by the San Diego Chargers in 1980 and played five seasons in the NFL.

## • RICK WEGHER, running back // 1984

Wegher put together a career year during his senior season, finishing second in the nation in rushing (119.7 ypg) and fourth in scoring.

He also put his name in the NCAA record book twice. The first came when Wegher and Wyoming's Kevin Lowe co-authored an NCAA record for most yards gained by two opposing backs with 533 (Wegher tallied 231). He also finished his career with an all-divisions NCAA-record 107 kickoff returns.

Wegher, who became the first player to rush for more than 1,000 yards in an NCC season, later signed with Calgary of the CFL.

## • DENNIS THOMAS, tight end // 1985

A three-year starter from Parkston, Thomas set a then-SDSU record for career pass receptions with 123. A two-time all-North Central Conference selection, Thomas caught at least one pass in 29 consecutive games, tallying 1,441 career receiving yards.

He was signed as a free agent by the Denver Broncos in 1986, then by Cincinnati in 1987.

## • JEFF TIEFENTHALER, wide receiver // 1985 and 1986

Tiefenthaler gained national attention when he set an NCAA record by catching at least one touchdown pass in 14 consecutive games. He added another national mark by catching at least one touchdown in 25 different games in his career.

The Armour native set nine school records and also set seven North Central Conference records as his career totals included 173 receptions for 3,621 yards and 32 touchdowns. He was a consensus All-America pick in 1986 and was one of three finalists for the Harlon Hill Award as the Division II Player of the Year. He also became the first SDSU player ever selected to play in the Senior Bowl.

## • DAN SONNEK, tailback // 1987

Sonnek came to SDSU as a walk-on, but ended his career by earning second-team Little All-America recognition from the Associated Press and first-team NCAA Division II All-America honors from *The Football News*.

The Easton, Minnesota, native set school records for rushing in a game (268), season (1,518) and career (3,304). He led Division II in rushing as a sophomore and was the North Central Conference Most Valuable Back in 1987, after setting the league's career rushing mark.

In addition, Sonnek was a first-team Academic All-America selection and also was a recipient of an NCAA Postgraduate Scholarship.

## • KEVIN TETZLAFF, nose guard // 1991

Tetzlaff became the second member of his family to earn All-America honors for the Jacks, following older brother, Mark, who was an All-American on the 1984-85 basketball team which finished runner-up in NCAA Division II.

A Hayti native, Tetzlaff earned first-team Little All-America honors from The Associated Press and the *Football Gazette*. He also earned GTE Academic All-America honors.

He later was named the winner of the Stan Marshall Award as the top male scholar-athlete in the North Central Conference for 1991-92.

After missing the entire 1990 season because of an injury, was selected to play in the Kelly Tire Blue-Gray All-Star Game following the 1991 season.

Tetzlaff earned all-NCC honors in 1989 and 1991, and was a three-time academic all-conference performer (1988, 1989, 1991).

## • DOUG MILLER, linebacker // 1991 and 1992

Miller was a consensus All-American as a senior (Kodak, The Associated Press, *Football Gazette*, C.M. Frank). He played in the Kelly Tire Blue-Gray All-Star Game, and was a seventh-round draft pick of the San Diego Chargers.

He earned all-conference honors as a junior and senior, and was named Most Valuable Defensive Lineman in the NCC as a senior.

As a junior, Miller led the Jacks in tackles (114 in 10 games) and earned first-team NCAA Division II All-America honors from the *Football Gazette* and third-team Little All-America by The Associated Press.

Miller also earned academic all-conference honors twice, and was a member of the GTE-CoSIDA Academic All-District team as a senior.

A Sturgis native, Miller was killed on July 21, 1998, when struck by lightning while camping in Colorado.

## • ADAM TIMMERMAN, offensive tackle // 1993 and 1994

Timmerman was a consensus All-American in 1993 and 1994, earning first-team All-America honors on all five recognized teams (The Associated Press, Football Coaches Association, *Football Gazette*, CoSIDA Division II and C.M. Frank) in 1994.


He earned the Jim Langer Trophy as the NCAA Division II Offensive Lineman of the Year in 1994. He also was the Most Valuable Offensive Lineman in the NCC, and was named Most Valuable Offensive Lineman in the 1995 Snow Bowl.

Timmerman was a seventh-round draft pick of the Green Bay Packers and started in two Super Bowls. In 1999, he signed with the St. Louis Rams and played in two more Super Bowls, as well as the Pro Bowl.

A native of Cherokee, Iowa, Timmerman played his way into the starting lineup in 1990, then missed the 1991 season because of a broken ankle. He earned first-team all-North Central Conference honors in 1992, 1993 and 1994.

In 1993, he was a first-team All-America selection on the C.M. Frank and CoSIDA/NCAA Division II teams, and was second team on The Associated Press Little All-America and *Football Gazette* teams.

Timmerman was also a two-time first-team academic all-NCC selection and was named to the GTE-CoSIDA Academic All-District VII Team.



## • JAKE HINES, tight end // 1994

Hines earned All-America honors both as a player (first-team CoSIDA and *Football Gazette*) and academically (GTE-CoSIDA second-team Academic All-America).

He was also SDSU's North Central Conference Honor Athlete for 1994-95 (top senior athletically and academically) and was one of three players from NCAA Division II football to earn an NCAA Postgraduate Scholarship, after compiling a 3.78 grade-point average in HPER. He completed his master's degree at Delta State (Miss.).

Hines lettered as a first-year freshman in 1991 after graduating from Harmony High School in Minnesota. He played in all 42 SDSU games during his career, finishing with 86 career receptions, seven for touchdowns, and 1,081 yards, making him the second tight end in SDSU to reach 1,000 yards receiving.




## • ADAM VINATIERI, punter // 1994

The hero of two Super Bowl victories for the New England Patriots, Vinatieri led the North Central Conference in punting three straight years and left SDSU holding just about every school record for punting and place-kicking.

He was a first-team selection on two All-America teams in 1994, CoSIDA and *Football Gazette*. He set the single-season record for punting average at 43.5 yards per attempt in 1994, set the SDSU mark for the longest field goal at 51 yards (accomplished twice) and held the SDSU record for most points scored by a placekicker, at 195. He also set SDSU records for most career PATs, 104, and most career field goals, 27.

Vinatieri was a first-team all-NCC selection as a punter three straight years (1992-93-94) and earned second-team all-NCC honors as a placekicker in 1992. He was also a two-time first-team academic all-NCC selection, earning first-team all-district and second-team GTE-CoSIDA Academic All-America honors as a senior.

A graduate of Rapid City Central High School, Vinatieri embarked on his professional career with Amsterdam in the World League of American Football (now NFL Europe), before going on to a record-setting career with the New England Patriots and Indianapolis Colts.



## • TOM O'BRIEN, punter // 1996, 1997 and 1998

O'Brien inherited the SDSU punting duties from All-American Adam Vinatieri and promptly broke the SDSU single-season record by averaging 44.5 yards for 60 punts his sophomore season in 1996.

He led the nation (NCAA Division II) in punting in 1996, then improved his average, to 44.8, in 1997, but finished second in the nation.

O'Brien, who also handled kickoff duties for the Jackrabbits, earned first-team All-America honors on five different teams in 1996: The Associated Press, the American Football Coaches Association, CoSIDA, *Football Gazette*, and *Football Quarterly*.

The Chaska, Minnesota, native was selected to the AP and *Football Gazette* All-America teams in 1997, and was a third-team honoree by *Football Gazette* in 1998.



## • BRETT GORDEN, kicker // 1998


Gorden earned third-team All-America honors from the *Football Gazette* in 1998.

A native of Winona, Minnesota, Gorden was SDSU's first four-time academic all-conference selection in football and was a second-team GTE academic

all-district selection as a senior. He also was a Burger King scholar-athlete and SDSU's NCC Honor Athlete, as the top senior male student-athlete.

He earned first-team all-conference honors as a senior, as well as second-team Daktronics all-region recognition.

Gorden was SDSU's kicker for all 43 games during his career and broke several SDSU records previously held by NFL kicker Adam Vinatieri. Gorden scored 214 points kicking, including school records for most field goals, 36 (Vinatieri had 27), and most PATs, 106 (of 111). He also held the SDSU record for longest field goal, 52 yards against St. Cloud State in 1997 (since broken), and made 11 consecutive field goals in one stretch. He also had a string of 28 consecutive PATs.



## • STEVE HEIDEN, tight end // 1998

Heiden was on the third team of the *Football Gazette* Division II All-America team in 1998, and was later a third-round draft pick of the San Diego Chargers.

A native of Rushford, Minnesota, Heiden led SDSU in receiving two straight years, finishing his career with 112 catches for 1,499 yards. He earned first team all-North Central Conference honors in 1998, after being an honorable mention selection in both 1996 and 1997.

Heiden closed out his collegiate career by playing in the 1999 Snow Bowl (Division II all-star game).

After played in San Diego for four seasons before being traded to Cleveland, where he played from 2003-09. He is currently an assistant coach with the Arizona Cardinals.



## • JOSH RANEK, running back // 1998, 1999 and 2001

A consensus All-American in both 1999 and 2001, Ranek sandwiched those seasons around an injury-plagued 2000.

And in 2001 he was one of three finalists for the Harlon Hill Trophy as the Division II Player of the Year.

He was also a three-time academic all-North Central Conference selection, and was on the Verizon Academic All-America team in 2001.

A Tyndall native and graduate of Bon Homme High School, Ranek left SDSU as the school's career rushing leader but also for the North Central Conference. He just missed the NCAA Division II career rushing mark, finishing with 6,794 yards, including 5,257 yards in NCC games.


He led the NCC in rushing each of his three All-America seasons, and also set the NCC single-season scoring record with 132 points in 1999. Ranek rushed for more than 200 yards 13 times in his career, and was NCC Player of the Week 12 times. For 44 games, he averaged 154.4 yards per game rushing.

Ranek redshirted in 1996, then was slated to start in 1997 but an early season injury ended the season. He was granted injury hardship status, making him a third-year freshman in 1998.

He set a then-SDSU single-game record with 291 yards versus St. Cloud State in 1999.

Also in 1999, as a sophomore, Ranek became the SDSU career leader in rushing and scoring, earned first-team All-America (Daktronics, *Football Gazette*) and finished fourth overall in the voting for the Harlon Hill Award.

After a tryout with the Dallas Cowboys, he signed with the Ottawa Renegades of the Canadian Football League, where he started as a rookie.



# ALL-AMERICANS

## • MATT BERRY, center // 1999

With an All-America running back putting up record-setting numbers, there had to be someone getting the job done up front. That's where center Matt Berry fit in.

Berry started three straight seasons, 1997-99, earning honorable mention all-North Central Conference as a junior. As a senior, in 1999, the Spearfish native finished his career by being named first-team all-conference and earning recognition on the *Daktronics*, *Football Gazette*, and Associated Press Little All-America teams.

With Berry leading the way, the Jackrabbits averaged 229.4 yards rushing per game during the 1999 season.



## • SCOTT CONNOT, safety // 2003

Connot earned first-team all-North Central Conference and second-team All-America honors from *Football Gazette* during his senior season in 2003. He also was an academic All-American and received an NCAA Postgraduate Scholarship.

A native of Spencer, Nebraska, Connot played in 34 games at SDSU, starting all 11 as a senior, when he led the team in tackles with 94. He finished his collegiate career with 234 tackles (142 solos), eight interceptions, 19 passes defended, seven forced fumbles and six fumble recoveries.

After signing with Kansas City as a free agent, he played in two games in 2004, then was assigned by the Chiefs to NFL Europe, where he earned all-league honors for the champion Amsterdam Admirals during the summer of 2005.




## • CHRIS COAUETTE, linebacker // 2004

Coauette became the first Jackrabbit to earn All-America recognition at the NCAA Division I-AA level, when he received second-team honors from *Football Gazette* during SDSU's inaugural season in I-AA.

A first-team all-Great West Football Conference selection, Coauette led the Jacks in tackles, recording 60 solos and 55 assists for 115 total. Ten of his tackles were for losses including 3.5 sacks. He also led the team with five pass interceptions, had one fumble recovery and one blocked kick.

In addition, the Crookston, Minnesota, native earned academic all-GWFC and was league defensive player of the week following SDSU's season-ending victory at Northern Colorado.

A four-year letterman, Coauette played in 38 games during his career and had 313 career tackles (185 solo), including 25.5 for loss, with 10 career interceptions.



## • PARKER DOUGLASS, kicker // 2005

Douglass rewrote the Jackrabbit record book for place-kicking during his sophomore season in 2005, en route to earning third-team All-America honors from The Sports Network and *Football Gazette*.

A native of Columbus, Nebraska, Douglass set an SDSU single-season record for a kicker with 99 points. His 19 field goals made in 26 attempts also set Jackrabbit single-season marks, and his average of 1.9 field goals per game would have led Division I-AA if the Jackrabbits had been eligible for postseason consideration.

Honored as the Great West Football Conference Special Teams Player of the Year, Douglass



extended his school-record streak of 52 consecutive PATs come to an end during the 2005 season.

However, he did establish other Jackrabbit records with a 54-yard field goal and nine PATs in one game, against Valparaiso (Ind.).


In all, Douglass set 19 single-game, single-season and career records during his four-year career from 2004-07, including most career field goals (62) and points by a kicker (321).

## • MITCH ERICKSON, offensive lineman // 2006 and 2007

The anchor of the Jackrabbit offensive line, Mitch Erickson earned a spot on The Associated Press Division I-AA All-America Third Team in 2006.

During his senior season, Erickson was nearly a consensus All-American, earning first-team honors from the American Football Coaches Association, The Associated Press, College Sporting News and College Sports Report.com. He also was an honorable mention pick by the Sports Network after helping lead the Jackrabbits to the Great West Football Conference title — the program's first league title in 44 years.

Erickson, who started every game in his SDSU career, split time between guard and tackle, earning all-GWFC honors three consecutive years (2005, 2006, 2007).



## • TYLER KOCH, cornerback // 2007

Koch was a third-team All-America selection by both The Associated Press and Sports Network during a stellar senior season.

A native of White Lake, Koch led the team and Great West Football Conference with seven interceptions, three of which he returned for touchdowns. His 99-yard interception return for touchdown Nov. 10 against Southern Utah set an SDSU record for the longest interception return in school history.

A two-time GWFC Defensive Player of the Week, Koch recorded three interceptions in a game at Central Arkansas. He ranked seventh on the team with 64 tackles in earning first-team all-GWFC honors.




## • DANNY BATTEN, defensive end // 2009

Batten was nearly a consensus All-American, earning first-team honors from The Sports Network and Walter Camp Football Foundation and second-team recognition from the Associated Press.

During his senior season, Batten led the team with nine sacks and 17 tackles for loss, while ranking second on the squad with 85 total tackles. The co-Missouri Valley Football Conference Defensive Player of the Year, the Gilbert, Arizona, native added a forced fumble and pass breakup.

Batten also finished third in the balloting for the Buck Buchanan Award, which is presented to the top defensive player in the Football Championship Subdivision. He was selected in the sixth round of the 2010 NFL Draft by the Buffalo Bills.



## • KYLE MINETT, running back // 2009 and 2010

Minett became the first Jackrabbit running back to earn All-America honors at the Division I level, receiving third-team recognition from the Associated Press following the 2009 season and third-team honors from both the AP and Sports Network during his senior season in 2010.

A native of Ruthton, Minnesota, Minett became the first SDSU rusher to turn in three consecutive 1,000-yard seasons.

In 2009, Minett posted his second straight 1,000-yard season, tallying 1,304 yards and 16 touchdowns while averaging 4.8 yards per carry. Minett ranked fifth in the Football Championship Subdivision with an average of 108.7 yards per game, topping the 100-yard mark in seven of 12 games.

During his senior season in 2010, Minett recorded eight consecutive 100-yard games as he again crossed the 1,000-yard mark with 1,208 yards and 12 touchdowns. He

remained on the ballot throughout the season for the Walter Payton Award as the top offensive player in the Football Championship Subdivision, finishing 18th.

For his career, Minett finished second on the all-time Jackrabbit rushing charts with 4,277 yards and scored 47 rushing touchdowns. He added 107 career receptions for 912 yards and seven scores.




## • RYAN McKNIGHT, center // 2010

McKnight was nearly a consensus All-America selection during his senior season, receiving honors on five different honor squads.

A Sioux Falls native, McKnight anchored a relatively inexperienced Jackrabbit offensive line that allowed only six sacks all season while averaging 344 yards of total offense per game. He started nine games at center and two at left guard.

McKnight received first-team recognition from the Walter Camp Football Foundation, along with second-team honors from the Associated Press, Phil Steele Publications and Sports Network. He rounded out his postseason accolades by being named to the College Sporting News Sweet 63 FCS All-America Team, which is comprised of players regardless of position.



## • BRYAN WITZMANN, offensive tackle // 2012 and 2013

Witzmann earned All-America honors in both 2012 and 2013 in helping lead the Jackrabbits to back-to-back berths in the FCS playoffs.

He received a pair of All-America honors after the 2012 campaign, earning first-team accolades from the Sports Network and second-team honors from the Associated Press. In 2013, Witzmann repeated on both the Sports Network and AP All-America teams, while also being honored on the College Sporting News FCS Fabulous Fifty.

A native of Houlton, Wisconsin, Witzmann anchored a Jackrabbit offensive line that paved the way for running back Zach Zenner to gain 2,000 yards in consecutive seasons, including leading the FCS ranks in rushing in 2012.

Witzmann started all 49 of the Jackrabbits' games at left tackle during his four-year career. He was selected to play in the College All Star Bowl after his senior season.



## • ZACH ZENNER, running back // 2012, 2013 and 2014

Zenner burst on to the national scene in 2012, leading the Football Championship Subdivision in both total rushing yards (2,044) and average rushing yards per game (157.2). A year later, he became only the second running back in FCS history to post two 2,000-yard seasons, gaining 2,015 yards to rank third with an average of 143.9 yards per game. He capped his career in 2014 with his third consecutive 2,000-yard season to become the first Division I football player ever to accomplish the feat.

In 2012, Zenner was a consensus All-American, including earning first-team All-America honors from the American Football Coaches Association, Sports Network and Walter Camp Football Foundation. He moved up to the Associated Press All-America First Team in 2013, while repeating on AFCA, Sports Network, Walter Camp Football Foundation and College Sporting News FCS Fabulous Fifty.

Zenner was again a consensus All-America selection during his senior season in 2014 after gaining 2,019 yards and scoring 22 touchdowns on the ground in helping lead the Jackrabbits to their third consecutive FCS playoff berth. He was included on six different All-America teams.

He also finished in the top seven in the balloting for the Walter Payton Award three times.

During the 2012 season, Zenner topped 200 yards three times, including a school-record 295 yards in the opening round of the FCS playoffs versus Eastern Illinois. Zenner averaged 6.8 yards per carry and scored 13 touchdowns, including a school-record 99-yarder in the 2012 season opener at Kansas. He matched his school-record single-game rushing total with 295 yards in a 2013 game at North Dakota.

For his career, Zenner racked up 6,548 rushing yards and 8,211 all-purpose yards to set Missouri Valley Football Conference records. His 69 total touchdowns also set an MVFC career record and tied the Jackrabbit career mark.

Zenner was selected to play in the East-West Shrine Game following the 2014 season and later signed a free-agent contract with the Detroit Lions of the National Football League.



## • WINSTON WRIGHT, cornerback // 2013

Wright capped a stellar Jackrabbit career by being named to the Sports Network All-America Third Team.

A native of Lee's Summit, Missouri, Wright shared the team lead with four interceptions during the Jackrabbits' playoff season in 2013, including one that he returned 82 yards for a touchdown to seal a road win at the University of South Dakota. He also totaled 52 tackles, a sack, a team-high four forced fumbles and a blocked kick.

A two-year team captain, Wright was named to the Allstate Good Works Team by the American Football Coaches Association earlier in the 2013 season.



# ALL-AMERICANS

## • JUSTIN SYROVATKA, kicker // 2014

Syrovatka put together the most accurate season ever by a Jackrabbit kicker, missing only one attempt — either field goal or extra point — during the entire 2014 season en route to earning second-team All-America honors from The Associated Press.

The Sioux Falls native connected on 19-of-20 field goals and all 50 extra-point tries for 107 points — the most in a season by a Jackrabbit kicker. He made a field goal in all 14 games and connected on his last 16 attempts of the 2014 campaign.


Syrovatka, who set 11 different school records during his Jackrabbit career, also received the College Football Performance Awards Elite Placekicker Award.



## • JAKE WIENEKE, wide receiver // 2014, 2015, 2016 and 2017

Wieneke established himself as one of the top wide receivers in the history of the Football Championship Subdivision during a career in which he became the first Jackrabbit player to be honored as an All-American all four seasons.

The Maple Grove, Minnesota, native emerged as one of the top playmakers in the FCS during his redshirt freshman season as he earned recognition on three different All-America squads (Associated Press, Sports Network, College Sporting News). Wieneke caught 73 passes for 1,404 yards and a school-record 16 touchdowns in 2014, posting seven 100-yard receiving games, starting with a six-catch, 107-yard outing in his collegiate debut against Missouri.



The Missouri Valley Football Conference Freshman of the Year, Wieneke caught a touchdown pass in all eight league games, including three-touchdown performances versus Missouri State and Western Illinois. He also tied the school record with a 91-yard touchdown reception in a road win at Indiana State.

Wieneke nearly equaled or exceeded his receiving totals during the 2015 campaign. He recorded eight more 100-yard receiving games, highlighted by setting new career highs with 11 catches for 205 yards versus Southern Utah.

In setting a Missouri Valley Football Conference single-season record with 1,472 yards, Wieneke tallied 72 receptions and 11 touchdowns during his sophomore season. He was a first-team All-America selection by the American Football Coaches Association, Associated Press, Walter Camp and STATS. He also repeated on the College Sporting News FCS Fabulous Fifty All-America Team.

It was more of the same in 2016 as Wieneke finished his junior season with a career-best 78 receptions for 1,316 yards, while tying his own school record with 16 receiving touchdowns. He topped the century mark for receiving yards in eight contests and posted six multi-touchdown games.

Wieneke was honored on All-America teams selected by STATS (second team), The Associated Press (third team) and HERO Sports (third team).

In 2017, Wieneke capped his career by becoming the SDSU and MVFC career leader in receptions (288), receiving yards (5,157) and receiving touchdowns (59). He began the season by tying a Jackrabbit single-game record with four touchdown catches versus Duquesne, en route to again tying his own single-season record with 16 touchdown catches. For the season, he totaled 65 receptions for 965 yards in earning All-America recognition from the American Football Coaches Association (second team), Associated Press (third team) and Phil Steele (third team).

Wieneke also ended his career with an FCS-record 53 consecutive games with at least one catch. His lifetime receiving touchdown and yardage totals rank second and third in the all-time FCS annals.

Wieneke received an invitation to play in the East-West Shrine Game following the 2017 campaign.

## • DALLAS GOEDERT, tight end // 2016 and 2017


Goedert built himself as the premier tight end in the Football Championship Subdivision over his last two seasons, earning distinction as a unanimous first-team All-America selection during both his junior and senior seasons.

The Britton native set a Jackrabbit single-season record with 92 receptions for 1,293 yards and 11 touchdowns in 2016. He caught five or more passes in 11 of 13 games and topped the 100-yard mark seven times. Goedert's signature performance was an eight-catch, 204-yard outing against Western Illinois in which he tied a 67-year-old single-game school record with four touchdown receptions.

In 2017, Goedert picked up where he left off as he again led the team in receiving with 72 receptions and 1,111 receiving yards, while adding seven touchdown catches. He turned in six 100-yard receiving performances and hauled in 11 catches in a game in road wins at Montana State and South Dakota.

Goedert was honored on seven different FCS All-America Teams: Associated Press, American Football Coaches Association, STATS, Walter Camp Football Foundation, HERO Sports, Phil Steele and FCS Athletics Directors Association.

Following his senior season, Goedert was picked to play in the Reese's Senior Bowl. He later was selected in the second round of the 2018 National Football League Draft by the Philadelphia Eagles.



## • TARYN CHRISTION, quarterback // 2016 and 2018

After winning a hotly contested battle for the starting quarterback position in fall camp, Taryn Christion went on to compile one of the top seasons by a Jackrabbit signal-caller in program history in 2016.

The 2016 Missouri Valley Football Conference Offensive Player of the Year, Christion rewrote the SDSU record book to the tune of 11 single-game and single-season records. Twice he threw for more than 400 yards in a game, including a 466-yard, five-touchdown performance at Southern Illinois.

Christion finished the season with a Jackrabbit-record 3,714 yards and tied the single-season school record with 30 touchdown passes. He also set SDSU yearly records for completions (229), attempts (434) and total offense (4,049 yards) en route to third-team All-America recognition from both STATS and HERO Sports.

He put up similar numbers in the 2018 season to earn second-team All-America recognition from HERO Sports and third-team honors from Phil Steele. Christion reached the 30-touchdown mark for the third consecutive season, ending his senior campaign with 32 touchdown passes. He completed 197-of-340 passes (57.9 percent) for 3,020 yards and added 333 rushing yards for 3,353 yards of total offense (257.9 yards per game).

For his career, Christion set all-time SDSU marks for total offense (13,050), passing yardage (11,535), passing touchdowns (104) and completions (814).




## • JACOB OHNESORGE, center // 2016 and 2017

Ohnesorge anchored a relatively young Jackrabbit offensive line that led the way for one of the most prolific offenses in the Football Championship Subdivision during his final two seasons in an SDSU uniform.

A center from Waunakee, Wisconsin, Ohnesorge earned a spot on the 2016 HERO Sports All-America Third Team after capturing first-team all-Missouri Valley Football Conference honors. The Jackrabbits averaged 33.2 points and 437.5 yards of offense.

In 2017, Ohnesorge was a cornerstone for a Jackrabbit offensive unit that improved on its numbers from the previous season by averaging 37.2 points and 438.6 yards of total offense per game. He was honored on All-America first teams by the Associated Press and HERO Sports, while receiving second-team recognition from STATS and Phil Steele.

Ohnesorge, who tied the SDSU career record with 53 consecutive games started, was selected to play in the East-West Shrine Game following his senior season and later earned a professional tryout with the Seattle Seahawks.



## • CHRISTIAN ROZEBOOM, linebacker // 2017, 2018 and 2019

After being tabbed as one of the top freshmen in the Football Championship Subdivision in 2016, Rozeboom was further recognized as an elite defensive player the next three seasons.

As a sophomore in 2017, Rozeboom was named to four different All-America teams. He earned second-team All-America honors from the American Football Coaches Association, HERO Sports, STATS and Phil Steele. The Sioux Center, Iowa, native registered a team-high 127 tackles in 2017, posting double figures in stops in seven of the team's 14 games. He added three fumble recoveries, one forced fumble and a pair of interceptions from his middle linebacker position.

In 2018, Rozeboom reached the 100-tackle mark for the third consecutive season with a team-high 105, including 10.5 tackles for loss. He added a pair of interceptions en route to receiving third-team honors from HERO Sports and Phil Steele.

Rozeboom became the Jackrabbits' career leader in tackles during his senior season in 2019, finishing with 475 stops in 53 career games. He tallied 111 tackles during the 2019 campaign, forced three fumbles and added a pair of interceptions en route to being a consensus first-team All-American.

Among the organizations bestowing first-team honors were the AFCA, HERO Sports, Phil Steele, and Walter Camp Football Foundation.

## • CHASE VINATIERI, kicker // 2017

Although only a second-team all-Missouri Valley Football Conference honoree, Vinatieri was named to the HERO Sports All-America First Team after a stellar 2017 season.

The Sioux Falls native ranked second on the team with 103 points, connecting on 13-of-14 field-goal attempts and converting a school-record 58 extra-point tries. He also scored a 31-yard touchdown on a fake field goal in a game at Montana State.

Vinatieri was successful on his 10 field-goal attempts of his sophomore season, including booting a game-winning 43-yarder in overtime against Illinois State and making a 55-yarder in an FCS playoff victory over Northern Iowa. The latter was his second 50-plus-yard field goal of the season.




## • JORDAN BROWN, cornerback // 2018

Brown capped a outstanding career by being honored on five different FCS All-America squads following his senior season in 2018. He was a first-team honoree by the American Football Coaches Association, HERO Sports and Phil Steele, while earning second-team honors from STATS and third-team recognition from the Associated Press.

A three-year starter at cornerback and a native of Scottsdale, Arizona, Brown finished his collegiate career with eight interceptions, 27 pass breakups and four forced fumbles. In earning first-team all-Missouri Valley Football Conference honors as both a junior and senior, Brown's career totals also included 148 total tackles (117 solo) and six tackles for loss.

His senior-season totals included three interceptions, 12 pass breakups and 29 tackles.

Following the 2018 season, Brown accepted an invitation to play in the Reese's Senior Bowl. He was selected in the seventh round of the 2019 NFL Draft by the Cincinnati Bengals.



## • CADE JOHNSON, wide receiver // 2018 and 2019


Johnson became the top receiving threat for the Jackrabbits during the 2018 season, setting an SDSU single-season record with 17 touchdown receptions.

The Papillion, Nebraska, native, opened the 2018 season by tying a Jackrabbit single-game record with four touchdown receptions versus Montana State. He caught a touchdown in 10 of the team's 13 games, while adding team and Missouri Valley Football Conference-bests of 67 receptions and 1,333 receiving yards.

Johnson was a second-team All-America pick by HERO Sports and also earned third-team recognition from STATS.

He posted his second consecutive 1,000-yard season in 2019, recording 72 receptions for 1,222 yards with eight touchdowns. Johnson topped the 100-yard mark for receiving on four occasions and hauled in 10-plus receptions in a pair of games.

Johnson was a first-team All-America selection by The Associated Press and the Walter Camp Football Foundation, while earning second-team recognition from STATS and Phil Steele. In addition, he received third-team honors from HERO Sports.




## • TIANO PUPUNGATOA, guard // 2018

Pupungatoa anchored a Jackrabbit offensive line that paved the way for some of the most prolific numbers in program history.

A three-year starter at left guard and a native of River Falls, Wisconsin, Pupungatoa was a third-team All-America selection by the Associated Press in 2018.

With Pupungatoa in the lineup, SDSU set single-season school records for scoring (553 total points), scoring average (42.5 points per game) and total offense (6,247 total yards, 480.5 yards per game).



# ALL-AMERICANS

## • BRADEY SORENSON, long snapper // 2018 and 2019

A Yankton native, Sorenson was part of a strong Jackrabbit special teams unit. He was perfect on all of his snaps during the 2018 season, allowing SDSU to rank in the top 10 nationally for punt return defense and net punting.

Sorenson was a third-team All-America selection by HERO Sports. He also was a second-team All-Missouri Valley Football Conference honoree in 2018.

He continued to be a stalwart on special teams in 2019, earning second-team All-America honors from HERO Sports. As a team, the Jackrabbits led the Football Championship Subdivision in punt return defense, allowing only 0.57 yards per return.



## • PIERRE STRONG, Jr., running back // 2019, 2020-21 and 2021

Strong received recognition on three Football Championship Subdivision All-America teams after turning in his second consecutive 1,000-yard season in 2019.

A native of Little Rock, Arkansas, Strong gained 1,018 yards in 11 games (92.5 yards per game) and scored a team-high eight touchdowns on the ground during his sophomore season. He topped the 100-yard mark in four games, including a 229-yard performance in the Missouri Valley Football Conference opener against Southern Illinois.


Strong averaged 7.1 yards per carry and also averaged 12.1 yards through the air as he caught 14 passes for 169 yards with a touchdown.

A second-team All-America selection by HERO Sports, Strong also received third-team recognition from The Associated Press and Phil Steele in 2019.

Strong repeated on the HERO Sports and Phil Steele All-America teams during the 2020-21 spring season and added accolades from the American Football Coaches Association and Stats Perform. He gained 707 yards in nine games and averaged 5.4 yards per carry with three rushing touchdowns. Strong also ranked third on the squad with 20 receptions for 178 yards and a touchdown.

In his final season with the Jackrabbits in 2021, Strong saved his best for last, gaining an FCS-best 1,686 rushing yards en route to being a consensus All-America honoree. He was a first-team selection by the Associated Press, Athlon Sports and Stats Perform, as well as being honored by HERO Sports and the Walter Camp Football Foundation. He averaged 7.0 yards per carry and added 22 receptions for 150 yards. In addition, Strong threw four touchdown passes.

Strong, who rushed for 18 touchdowns and topped the 100-yard mark in nine games during the 2021 season, also was a finalist for the Stats Perform Walter Payton Award.




## • LOGAN BACKHAUS, linebacker // 2020-21

Backhaus helped lead a Jackrabbit defense that limited opponents to an average of 15 points per game en route as South Dakota State advanced to the Football Championship Subdivision national title game.

In receiving All-America recognition from Athlon Sports, HERO Sports and Phil Steele, Backhaus led the team with 9.5 tackles for loss and ranked second with 72 tackles in 10 games during the spring campaign. He also intercepted a pass and forced a fumble.

A native of Spirit Lake, Iowa, Backhaus especially came up big in the postseason, recording a career-high 14 tackles in a quarterfinal victory over Southern Illinois and adding 12 stops in the semifinal win against Delaware.




## • DON GARDNER, cornerback // 2020-21

Gardner established himself as one of the top cover corners in the Football Championship Subdivision during a strong 2020-21 spring campaign.

The Chicago native was honored on the Associated Press FCS All-America Second Team, as well as receiving recognition on All-America Teams selected by Stats Perform (second team) and Phil Steele (third team).

Gardner led the Jackrabbits with seven pass breakups, while ranking fifth on the squad with 44 tackles (3 tackles for loss) and adding an interception.



## • GARRET GREENFIELD, offensive lineman // 2020-21 and 2022

Garret Greenfield moved to the forefront of top offensive linemen in the Missouri Valley Football Conference and the Football Championship Subdivision during the pandemic-altered 2020-21 season and repeated as an All-American during the Jackrabbits' national championship seasons in 2022 and 2023.

A native of Rock Valley, Iowa, Greenfield was a consensus All-America selection in 2020-21 as a right tackle, earning first-team recognition from the American Football Coaches Association, Associated Press, Stats Perform and Phil Steele. He helped pave the way for a Jackrabbit rushing attack that set a new program standard in the Division I era with an average of 231.7 rushing yards per game. Overall, SDSU averaged 29.2 points and 403.1 yards of total offense while advancing to the FCS national title game for the first time.

In addition, the Jackrabbits limited the opposition to 10 sacks for the entire season.

Greenfield moved to left tackle in 2022 and helped anchor a balanced SDSU offense that averaged 34.2 points and 384.6 yards of total offense per game. The Jackrabbits rushed for 200-plus yards in all four of their playoff victories.

He was again a first-team All-America selection by the AP, Athlon Sports and Stats Perform.

During his senior season in 2023, Greenfield again manned the left tackle spot for a balanced Jackrabbit offense that led the FCS in numerous categories, including third-down conversion percentage (.535), red-zone offense (.965), team passing efficiency (174.26) and fewest tackles allowed (2.73 per game).

Greenfield was a consensus first-team selection on All-America squads sponsored by the AFCA, Associated Press, Stats Perform, FCS Athletics Directors Association and Walter Camp Football Foundation. He later signed a free agent contract with the Seattle Seahawks.



## • MASON McCORMICK, offensive lineman // 2020-21, 2021, 2022 and 2023

The second member of the Jackrabbit offensive line to earn national recognition during the 2020-21 season, Mason McCormick went on to be a staple on All-America teams the remainder of his career.

A Sioux Falls native, McCormick held down the left guard position and helped lead the way for a Jackrabbit rushing attack that averaged 231.7 yards per game — the program's highest total in the Division I era (since 2004). Three different players — Isaiah Davis (818 yards), Pierre Strong, Jr. (707 yards) and Mark Gronowski (577 yards) — topped the 500-yard mark in the 2020-21 campaign's 10-game season that ended with the Jackrabbits' first appearance in a national championship game.

In 2021, McCormick again helped lead a potent offensive attack as was honored on the HERO Sports FCS All-America Team for the second year in a row. The Jackrabbits averaged 36.1 points per game and 441.1 yards of total offense per game in advancing to the national semifinals. SDSU topped the 500-yard mark five times.

McCormick started all 15 games in 2022 as the Jackrabbits posted a 14-1 record and won their first-ever national championship in football. He was a first-team selection by the Associated Press and also was honored by the AFCA, HERO Sports and Stats Perform.

In 2023, McCormick ran his streak of consecutive starts at left guard to 57 as SDSU repeated as FCS national champion with an undefeated (15-0) season. The Jackrabbits racked up averages of 37.3 points and 449.9 yards per game, with nearly an equal split between rushing (227.7) and passing (222.2) yardage per contest. In addition, SDSU paced the FCS in numerous categories, including third-down conversion percentage (.535), red-zone offense (.965), team passing efficiency (174.26) and fewest tackles allowed (2.73 per game).

Named the Phil Steele FCS Offensive Lineman of the Year, McCormick also earned first-team All-America honors from the Associated Press, Stats Perform and Walter Camp. He also was a second-team pick by the American Football Coaches Association.

In the spring of 2024, McCormick was selected in the fourth round of the National Football League Draft by the Pittsburgh Steelers.



## • ADAM BOCK, linebacker // 2021 and 2024

Bock continued his progression into elite status with an All-America season in the fall of 2021. The Solon, Iowa, native racked up a team-best 125 tackles from his middle linebacker position in being named to the Stats Perform FCS All-America Second Team and the HERO Sports FCS All-America Team.


Additionally, Bock was late addition to the list of finalists for the Stats Perform Buck Buchanan Award.

Bock registered 10 or more tackles in a game six times during the 2021 campaign, including a career-high 17 versus Southern Illinois. In addition, he contributed 9.5 tackles for loss and 2.5 sacks, while forcing two fumbles, intercepting two passes and breaking up six more pass attempts. He also blocked a kick.

After battling injuries in both of SDSU's national championship seasons in 2022 and 2023, Bock returned to form in 2024 and again led the team in tackles by registering 102 tackles while starting all 15 games. He also recorded nine tackles for loss, three sacks and two interceptions en route to first-team All-America honors from the American Football Coaches Association.

He also was a second-team All-America selection by the Associated Press and Stats Perform in 2024.

For his career, Bock ranked second on the all-time Jackrabbit charts with 446 tackles.



## • TUCKER KRAFT, tight end // 2021 and 2022


Kraft emerged as one of the top tight ends in the Football Championship Subdivision with a strong sophomore season in 2021.

The Timber Lake native finished second on the team with 65 receptions for 780 yards, recording at least two catches in all 15 games. He tallied 100-plus receiving yards in three contests and added six touchdowns.

Kraft's postseason honors included first-team All-America recognition from Stats Perform and Phil Steele, as well as accolades from Athlon Sports and HERO Sports.

Despite missing six games after being injured early in the 2022 opener at Iowa, Kraft repeated on All-America squads — both third-team selections — sponsored by the Associated Press, Phil Steele and Stats Perform. He finished the year with 27 receptions for 348 yards and three scores.

Following the 2022 season, Kraft declared for the NFL Draft and was selected in the third round by the Green Bay Packers.



## • CALEB SANDERS, defensive tackle // 2022

Sanders was a driving force behind a Jackrabbit defense that led the Football Championship Subdivision in rushing defense by allowing only 88.1 yards per game en route to the national championship in 2022.

A native of Glenwood, Iowa, Sanders ranked second on the team in both tackles for loss (9.5) and sacks (6.5) during his senior season, while moving into the SDSU career top five in both categories.

Sanders was a consensus All-America selection, earning first-team accolades from the Associated Press, American Football Coaches Association, Phil Steele and Stats Perform, while also receiving recognition from Athlon Sports and HERO Sports. He also was a first-team all-Missouri Valley Football Conference selection for the second time in his career.



## • ISAIAH DAVIS, running back // 2023

Davis capped a standout career by earning All-America honors during the 2023 season.

A native of Joplin, Missouri, Davis led all Football Championship Subdivision players in rushing yards (1,578), rushing touchdowns (18) and total touchdowns (19) in 2023. He topped the 100-yard mark in eight games and scored a touchdown in 12 contests while averaging 105.2 rushing yards per game.

The Co-Missouri Valley Football Conference Offensive Player of the Year, Davis earned further recognition on All-America first teams selected by the American Football Coaches Association, Associated Press and Stats Perform. He also was a finalist for the Walter Payton Award.

For his career, Davis ranked third on the SDSU career rushing charts (4,548 yards), third in career rushing touchdowns (50) and eighth in career scoring (310 points). He was a fifth-round draft choice by the New York Jets in the spring of 2024.



# ALL-AMERICANS

## • JASON FREEMAN, linebacker // 2023

Freeman was the lone player from a stout Jackrabbit defense to receive All-America recognition in 2023, earning third-team honors from Stats Perform.

A native of Zion, Illinois, Freeman led the squad in tackles for the second year in a row, tallying 105 tackles in 15 starts from the Will linebacker position, highlighted by notching double figures in tackles in wins over Southern Illinois (10 tackles) and North Dakota State (12). He also contributed five tackles for loss, two interceptions, four pass breakups and three fumble recoveries for a unit that led the Football Championship Subdivision in both scoring defense (9.3 points per game) and total defense (257.2 yards per game).



## • MARK GRONOWSKI, quarterback // 2023 and 2024

Gronowski directed a balanced and efficient offense in leading the Jackrabbits to an undefeated season and their second consecutive Football Championship Subdivision national title in 2023.

A native of Naperville, Illinois, Gronowski led the FCS ranks in passing efficiency (179.67), while ranking second in both passing touchdowns (29) and yards per pass attempts (9.96 yards). He threw at least one touchdown pass in 14 of 15 games against only five interceptions while completing 68.1 percent (209-of-307) of his passes for 3,058 yards.

In addition, Gronowski ran for 402 yards and eight touchdowns en route to first-team All-America honors from Stats Perform, Associated Press, FCS Athletics Directors Association and Walter Camp Football Foundation. He received second-team recognition from the American Football Coaches Association.

Gronowski was further honored as the 2023 winner of the Walter Payton Award and the FCS ADA Offensive Player of the Year.

In 2024, Gronowski was tabbed a third-team All-American on the squad selected by Stats Perform. He turned in another solid seasons, throwing for 2,719 yards and 23 touchdowns while rushing for 10 more scores.

In 55 career starts, the Jackrabbits compiled a 49-6 record with Gronowski under center and went undefeated at home. He finished his career second on the all-time SDSU charts for passing yards (10,309), passing touchdowns (93) and total offense (12,076 yards), while ranking sixth in rushing touchdowns with 37.



## • ZACH HEINS, tight end // 2023

Heins was the latest in a long line of talented tight ends for the Jackrabbits to earn All-America recognition, earning first-team honors from the Walter Camp Football Foundation in 2023.

A Sioux Falls native, Heins ranked second on the team during his senior season with seven touchdown receptions while ranking third on the squad with 27 receptions and 410 receiving yards (15.2 ypr). He closed his career 10th on the Jackrabbit all-time charts for touchdown receptions with 18.

Heins later signed a free agent contract with the Los Angeles Chargers.



## • DALYS BEANUM, cornerback // 2024

Beanum served as a lock-down cornerback for a Jackrabbit defense that led the Football Championship Subdivision in scoring defense in both 2023 (9.3 ppg) and 2024 (13.9 ppg).

In 2024, Beanum recorded 46 tackles, intercepted one pass and broke up four other passes while earning first-team All-America recognition from Stats Perform and second-team honors from the Associated Press.

The Omaha native finished his SDSU career with 12 interceptions.



BEANUM



BEERTSEN

## • EVAN BEERTSEN, offensive lineman // 2024

Beerntsen earned second-team All-America recognition from the AFCA, Associated Press and Stats Perform during a 2024 season in which South Dakota State ranked third among Football Championship Subdivision teams by rushing for an average of 236.1 yards per game. The Jackrabbits also ranked fourth in scoring offense with an average of 36.7 points per game.

A native of De Pere, Wisconsin, Beerntsen started all 15 games at right guard.

## • CALEB FRANCL, linebacker // 2024

Francl was a disruptive force at linebacker for a Jackrabbit defense that led the Football Championship Subdivision in scoring defense for the second year in a row at 13.9 points per game.

The native of Grand Island, Nebraska, ranked second on the squad with 78 total tackles while posting a team-best 11 tackles for loss and seven pass breakups. He earned first-team All-America recognition from Stats Perform and was a finalist for the Buck Buchanan Award as the top defensive player in the FCS.



## • GUS MILLER, offensive lineman // 2024

Miller solidified his standing as one of the top offensive lineman in the Football Championship Subdivision by being a consensus first-team All-America selection. He received recognition on the top honor squads selected by the American Football Coaches Association, Associated Press and Stats Perform.

A Brookings native, Miller anchored the Jacks' offensive line from his center position, leading a unit that ranked in the top five among FCS programs in both rushing average (third, 236.1 yards per game) and scoring average (fifth, 36.7 points per game).



# NATIONAL AWARD FINALISTS

## JEFF TIEFENTHALER • Harlon Hill Trophy Finalist // 1986

Tiefenthaler was one of three finalists for the inaugural presentation of the Harlon Hill Trophy in 1986 as the top player in NCAA Division II football.

Tiefenthaler gained national attention a year earlier as he began an NCAA-record streak of catching at least one touchdown pass in 14 straight games. During the 1986 season, Tiefenthaler compiled school records of 73 receptions (since broken) and 1,534 receiving yards with 11 touchdowns, including a 91-yarder.

The Armour native set nine school records and also set seven North Central Conference records as his career totals included 173 receptions for 3,621 yards and 32 touchdowns. He was a consensus All-America pick in 1986 and also became the first SDSU player ever selected to play in the Senior Bowl.

Tiefenthaler added another national mark by catching at least one touchdown in 25 different games in his career.



## ADAM TIMMERMAN • Jim Langer Trophy // 1994

Timmerman capped a standout collegiate career in 1994 by earning the Jim Langer Trophy — named after the South Dakota State Hall of Famer — as the NCAA Division II Offensive Lineman of the Year. He also was named Most Valuable Offensive Lineman at the 1995 Snow Bowl, a Division II all-star game played in Fargo, N.D.

A native of Cherokee, Iowa, Timmerman was a three-time all-North Central Conference selection (1992, 1993, 1994). He earned All-America recognition in both 1993 and 1994 before being selected in the seventh round of the 1995 NFL Draft by the Green Bay Packers.

A two-time Pro Bowl selection, Timmerman played 12 years in the NFL with the Green Bay Packers and St. Louis Rams. He played on two Super Bowl champion teams — one each with the Packers and Rams.



## JOSH RANEK • Harlon Hill Trophy Finalist, 2001

Ranek's selection as one of three finalists for the Harlon Hill Trophy in 2001 was as much for his career achievements as it was for his stellar senior season.


During the 2001 campaign, Ranek rushed for 1,804 yards and 18 touchdowns, including a 94-yarder at in-state rival South Dakota. He eclipsed the 100-yard mark in seven of the team's 11 games and surpassed 200 yards four times. In his final collegiate game, Ranek rushed 40 times for 272 yards in a victory over Minnesota State, Mankato.

The Tyndall native ended his career ranked second on the NCAA Division II career rushing charts with 6,794 yards — a total that still ranks fifth more than a decade later. He also scored 69 career touchdowns and finished his career with 426 points.

An All-American in 1998, 1999 and 2001, Ranek led the North Central Conference in rushing all three seasons. His 132 points in conference play during the 1999 set an NCC record, as did his 5,257 rushing yards in league games.

In 44 career games, Ranek averaged 154.4 yards per contest. He tallied 13 games of 200 or more yards.

Ranek went on to a playing career in the Canadian Football League.




## DANNY BATTEN • Buck Buchanan Award Finalist, 2009

Batten became the first South Dakota State player to be named a finalist for a player of the year of award at the Division I level as he finished third in the voting for the Buck Buchanan Award as the top defensive player in the Football Championship Subdivision.

During his senior season, Batten led the team with nine sacks and 17 tackles for loss, while ranking second on the squad with 85 total tackles. The co-Missouri Valley Football Conference Defensive Player of the Year, the Gilbert, Arizona, native added a forced fumble and pass breakup.

He was selected by the Buffalo Bills in the sixth round of the 2010 NFL Draft.



## KYLE MINETT • Walter Payton Award Finalist, 2010

Minett concluded a stellar career by appearing on the final ballot for the Walter Payton Award as the top offensive player in the Football Championship Subdivision during his senior season in 2010.

The first Jackrabbit running back to rush for 1,000 yards in three consecutive seasons, Minett gained 1,208 yards, averaging 5.2 yards per carry. Minett, from Ruthton, Minnesota, rushed for at least 100 yards in eight consecutive games and scored 12 touchdowns.

For his career, Minett finished second on the SDSU career rushing list with 4,277 yards.

Minett also was honored as a CoSIDA/Capital One Academic All-American three times (2008, 2009, 2010).




## AUSTIN SUMNER • Jerry Rice Award Finalist, 2011

Sumner finished third in the balloting for the inaugural Jerry Rice Award as the top freshman player in the Football Championship Subdivision.

A native of Brandon, Sumner took over the starting quarterback duties in the fourth game of the season and finished with a Missouri Valley Football Conference freshman record of 2,382 yards passing. He led all FCS freshman quarterbacks with 16 touchdown passes and topped the 300-yard mark five times, including a season-best 377 yards in a double-overtime win over Missouri State.

In addition, Sumner tied the Jackrabbit single-game record with 37 completions against nationally ranked Northern Iowa.



## T.J. LALLY • Jerry Rice Award Finalist, 2012

Lally emerged as one of the top young defensive players in the Football Championship Subdivision, finishing seventh in the voting for the 2012 Jerry Rice Award.

A linebacker from Chicago, Lally finished second on the team with 107 tackles, while sharing the team lead with six sacks. He also tallied eight total tackles for loss, two forced fumbles and two interceptions.

A second-team all-Missouri Valley Football Conference selection and member of the MVFC All-Newcomer Team, Lally was honored as the conference's newcomer of the week on four different occasions. He also was recognized as the Sports Network National Freshman of the Week after tallying four sacks in the Jackrabbits' home-opening victory over UC Davis.



# NATIONAL AWARD FINALISTS

## WINSTON WRIGHT • Allstate Good Works Team, 2013

Wright became the first Jackrabbit player honored on a national level for his community service efforts, earning a spot on the 22-member Allstate AFCA Good Works Team.

Throughout his Jackrabbit career, Wright organized or participated in a number of service activities, including leading groups of SDSU students to Harmons, Jamaica, and assisting in the building of homes.

Wright also participated in shoe donations and sports camps on the Pine Ridge Indian Reservation through the Fellowship of Christian Athletes and Samaritan's Feet, along with mentoring children and speaking at local schools and churches about making positive decisions.



## ZACH ZENNER • Walter Payton Award Finalist, 2012, 2013 and 2014 • Mickey Charles Academic Achievement Award, 2014 • Capital One Academic All-America Team Member of the Year, 2014 • Allstate Good Works Team, 2014 • NCAA Today's Top 10 Award, 2015

A three-time consensus All-America selection, Zenner finished in the top seven in the balloting for the Walter Payton Award three times. He finished seventh for the FCS Player of the Year in 2012, followed by back-to-back sixth-place finishes in 2013 and 2014.

In 13 games during the 2012 season, Zenner crossed the 100-yard mark in nine games and topped 200 yards three times, including a single-game school-record 295 yards in the opening round of the FCS playoffs versus Eastern Illinois. For the season, Zenner averaged 6.8 yards per carry and scored 13 touchdowns, including a school-record 99-yarder in the 2012 season opener at Kansas.



Zenner had a penchant for long runs during his sophomore season as his 13 touchdowns covered a total of 557 yards — an average of 42.8 yards. Six of his touchdowns were more than 50 yards, including a 68-yarder in the playoff victory over Eastern Illinois.

In 2013, Zenner topped the century mark in 12 of 14 games, including three more 200-yard performances. He tied his single-game school record with 295 rushing yards in a Sept. 7 road win at North Dakota, and added a 30-carry, 249-yard performance that included an 87-yard touchdown in a playoff victory at Northern Arizona.

Zenner scored at least one touchdown in 13 of 14 games, finishing with 25 total touchdowns — 23 rushing and two receiving.

He duplicated those numbers again during his senior season in 2014, racking up 2,019 rushing yards and scoring 26 total touchdowns — 22 on the ground and four receiving. He finished his Jackrabbit career with 32 100-yard games, including eight 200-yard contests. His final 200-yard game came in a 47-40 victory over Montana State in the opening round of the FCS playoffs, a game in which he scored a career-high five touchdowns. Zenner carried the ball 23 times for 252 yards and four scores, and added two receptions for 72 yards and another touchdown on a snow-covered field.

Besides his dominance on the field, Zenner received a number of other accolades for his academic pursuits. A biology/pre-medicine major, Zenner was named a finalist for the William V. Campbell Trophy and was awarded postgraduate scholarships by the National Football Foundation, NCAA and FCS Athletic Directors Association. He also was selected as the inaugural recipient of the Mickey Charles Academic Achievement Award as the top scholar-athlete in the Football Championship Subdivision and became the first Jackrabbit student-athlete in any sport to be honored as the Capital One Academic All-America Team Member of the Year. He was a three-time selection to the CoSIDA/Capital One Academic All-America Team.

In addition, Zenner became the second Jackrabbit football player in as many seasons to be honored as a member of the Allstate AFCA Good Works Team for his community service efforts.

## JAKE WIENEKE • Jerry Rice Award Finalist, 2014 • STATS FCS Walter Payton Award Finalist, 2015 and 2016 • STATS FCS Doris Robinson Scholar-Athlete Award, 2017 • Allstate AFCA Good Works Team, 2017

Jake Wieneke made distinct impacts on the field, in the classroom and in the community during a standout career from 2014-17.


A native of Maple Grove, Minnesota, Wieneke completed his prolific collegiate playing career with a Football Championship Subdivision record by catching a pass in all 53 career games. He finished his four-year career ranked second in FCS history with 59 touchdown receptions and third with 5,157 receiving yards, while his 288 career receptions also set a Missouri Valley Football Conference record.

Wieneke was selected to his the all-MVFC First Team for the fourth time in his career as a senior and also became the first player in Jackrabbit history to be honored on All-America teams all four years.

Also during his career, he was a finalist for the Jerry Rice Award as the top freshman player in the FCS ranks (2014) and was a two-time finalist for the Walter Payton Award as the subdivision's top offensive player (2015, 2016). He was selected to play in the East-West Shrine Game following his senior season.

Wieneke became the third Jackrabbit in five seasons to earn a spot on the Allstate AFCA Good Works Team, joining Winston Wright (2013) and Zach Zenner (2014). He devoted countless hours to community service, including serving as an individual youth mentor, church youth group leader and flag football coach to name a few of his initiatives.

A two-time CoSIDA Academic All-American, Wieneke added to his list of national awards by being named the 2017 recipient of the STATS FCS Doris Robinson Scholar-Athlete Award.



## TARYN CHRISTION • STATS FCS Walter Payton Award Finalist, 2016, 2017 and 2018

Christion was a dual-threat quarterback for South Dakota State during the 2016 season and re-wrote the Jackrabbit record book.

The Missouri Valley Football Conference Offensive Player of the Year in 2016, Christion finished seventh in the balloting for the STATS FCS Walter Payton Award during his sophomore year. The Sioux Falls native completed 64.3 percent (279-of-434) of his passes for a school-record 3,714 yards. He also tied a then-Jackrabbit single-season mark with 30 touchdown passes against only nine interceptions.

Christion also set an SDSU single-season record with 4,049 yards of total offense, including a single-game mark of 475 in a 2016 win at Southern Illinois.

Christion continued to make life miserable for opposing defenses in 2017 as he moved up one spot in the STATS FCS Walter Payton Award balloting to sixth. He again topped the 4,000-yard mark for total offense, totaling 3,515 yards through the air and 500 on the ground.

Ranking second in the nation in points responsible for with 266, Christion accounted for 44 touchdowns in 2017. He threw for a school-record 35 touchdowns and added nine rushing touchdowns.

Christion capped his career in 2018 with another strong season as he again finished seventh in the Payton Award voting. He ended his senior season with 3,020 passing yards and 32 touchdown passes.



# NATIONAL AWARD FINALISTS

## DALLAS GOEDERT • STATS Walter Payton Award Finalist, 2016 and 2017

The third of SDSU's unprecedented trio of players to be considered for the STATS FCS Walter Payton Award in 2016, tight end Dallas Goedert burst onto the national scene during his junior season.

A Britton native, Goedert established a new Jackrabbit single-season record by hauling in 92 receptions and ranking second on the squad with 1,293 receiving yards and 11 touchdown receptions. Goedert demonstrated big-play ability as 21 of his catches covered at least 20 yards, including four touchdown receptions of 39 or more yards. He caught a touchdown pass in each of SDSU's first six games of the season.

Goedert wound up 14th in the balloting for the 2016 STATS FCS Walter Payton Award, followed by a 12th-place showing his senior season.

During the 2017 season, Goedert picked up where he left off as he again led the team in receiving with 72 receptions and 1,111 receiving yards, while adding seven touchdown catches. He turned in six 100-yard receiving performances and hauled in 11 catches in a game in road wins at Montana State and South Dakota.



## CHRISTIAN ROZEBOOM • STATS Jerry Rice Award Runner-Up, 2016 • STATS FCS Buck Buchanan Award Finalist, 2017 and 2019

Rozeboom continued the Jackrabbits' run of impact freshman players with a runner-up finish in the balloting for the 2016 Jerry Rice Award.

Originally from Sioux Center, Iowa, Rozeboom settled into the starting middle linebacker position and started all 13 games for the Jackrabbits, leading the team with 132 tackles. Rozeboom tallied 10 or more tackles in a game seven times, including a season-high 20 stops in a road win at Southern Illinois.

Rozeboom also tied for second on the squad with two interceptions, forced two fumbles and ranked in a tie for third on the team with three sacks.

As a sophomore in 2017, Rozeboom moved to the ballot for the STATS FCS Buck Buchanan Award, finishing 20th in the voting. He again led the team in tackles, registering a team-high 127 stops and posting double figures in stops in seven of the team's 14 games. He added three fumble recoveries, one forced fumble and a pair of interceptions from his middle linebacker position.

Rozeboom returned to the list of finalists for the Buck Buchanan Award in 2019 after earning first-team all-Missouri Valley Football Conference honors for the fourth time. He wound up placing 11th in the balloting, including receiving a pair of first-place votes.

Rozeboom completed his collegiate career with an SDSU-record 475 tackles, topping the 100-mark for the fourth time in 2019 with a team-best 111 stops. He also intercepted two passes, forced three fumbles and recovered two fumbles.




## JACOB OHNESORGE • Rimington Award, 2017

The anchor of the Jackrabbit offensive line, Ohnesorge was selected as the 2017 FCS recipient of the Rimington Award, which is presented to the top center in college football.

A native of Waunakee, Wisconsin, Ohnesorge was a three-time all-Missouri Valley Football Conference selection, earning first-team honors during both his junior and senior seasons. He tied an SDSU record by starting all 53 games during his Jackrabbit career.

As a senior, Ohnesorge was a cornerstone for a Jackrabbit offensive unit that averaged 37.2 points and 438.6 yards of total offense per game en route to setting a single-season program best of 11 wins.




## CADE JOHNSON • STATS Walter Payton Award Finalist, 2019

One of the top playmakers in the Football Championship Subdivision, Cade Johnson finished 14th in the balloting for the 2019 Walter Payton Award.

Johnson recorded his second consecutive 1,000-yard season for receiving in 2019, hauling in 72 receptions for 1,222 yards and eight touchdowns. Two of his touchdowns covered more than 80 yards.

Besides averaging 94 yards per game as a receiver, Johnson ended his junior year with a team-best 1,566 all-purpose yards (120.5 ypg), adding a team-best 195 yards on kickoff returns and another 149 yards in the rushing department.



## PIERRE STRONG, JR. • Stats Perform Walter Payton Award Finalist, 2020-21 and 2021


Strong tied for eighth in the balloting for the 2020-21 Walter Payton Award.

A running back from Little Rock, Arkansas, Strong gained 707 yards in nine games and averaged 5.4 yards per carry with three rushing touchdowns. He ranked third on the squad with 20 receptions for 178 yards and a touchdown, and also threw a touchdown pass in the Jackrabbits' Football Championship Subdivision semifinal playoff win over Delaware.

Strong displayed big-play ability by recording at least one run of 20-plus yards in six contests.

In his final season with the Jackrabbits in 2021, Strong gained an FCS-best 1,686 yards on the ground as he was a consensus All-America selection who improved his standing in the balloting for the Walter Payton Award with a fifth-place finish.

Besides averaging 7.0 yards per carry and scoring 18 touchdowns, Strong added 22 receptions for 150 yards and threw four touchdown passes.



## MARK GRONOWSKI • Stats Perform Jerry Rice Award Finalist, 2020-21

Gronowski won the starting quarterback position as a true freshman following an extended fall camp and led the Jackrabbits to a Missouri Valley Football Conference title and the program's first appearance in a national title game.

The runner-up in the voting for the Jerry Rice Award, Gronowski proved to be a dual-threat quarterback, throwing for 1,565 yards and 15 touchdowns and running for 577 yards and another seven scores. Three times he passed and ran for more than 100 yards in a game, including accounting for a season-high 325 yards of total offense (183 passing, 142 rushing) in a playoff quarterfinal game against Southern Illinois.

A native of Naperville, Illinois, Gronowski swept the major MVFC postseason awards as he was tabbed the league's Offensive Player of the Year, Newcomer of the Year and Freshman of the Year.



# NATIONAL AWARD FINALISTS

## ADAM BOCK • Stats Perform Buck Buchanan Award Finalist, 2021

A late addition to the official watch list for the 2021 Buck Buchanan Award, Bock finished 11th in the balloting after racking up 125 tackles as the Jackrabbits once again advanced to the Football Championship Subdivision national semifinals.

The Jackrabbits' starting linebacker, Bock recorded 10 or more tackles in a game six times during the 2021 campaign, including a career-high 17 versus Southern Illinois. In addition, he contributed 9.5 tackles for loss and 2.5 sacks, while forcing two fumbles, intercepting two passes and breaking up six more pass attempts. He also blocked a kick.



## CALEB SANDERS • Stats Perform Buck Buchanan Award Finalist, 2022

Sanders anchored a Jackrabbit defensive line that played in a big role in SDSU leading the FCS ranks by allowing only 88.1 rushing yards per game. The Jackrabbits also ranked second in total defense (274.1 yards per game) and third in scoring defense (15.8 points per game) en route to winning the national championship.

A native of Glenwood, Iowa, Sanders finished eighth in the balloting after totaling 40 tackles, including 9.5 tackles for loss and 6.5 sacks.



## JOHN STIEGELMEIER • 2022 Stats Perform Eddie Robinson Award Winner

On the eve of his final game as head coach of the South Dakota State football program, John Stiegelmeier was presented the 2022 Eddie Robinson Award as the top coach in the Football Championship Subdivision.

Stiegelmeier led the Jackrabbits to the No. 1 national ranking for the first time midway the 2022 season and held on to that top billing by putting together a 14-game winning streak that culminated with the first football national championship in program history. SDSU ran the table in Missouri Valley Football Conference play to claim the program's first outright league championship since joining the MVFC in 2008.



Over 26 seasons, Stiegelmeier compiled a 199-112 (.640 winning percentage) career record and led his alma mater to 12 appearances in the FCS playoffs, including 11 seasons in a row to close out his tenure.

## MARK GRONOWSKI • 2023 Stats Perform Walter Payton Award Winner • 2023 Football Championship Subdivision Athletics Directors Association Offensive Player of the Year • 2024 Walter Payton Award Finalist

Gronowski became the first Jackrabbit to be named a national player of the year in football as he was selected as the top offensive player in the Football Championship Subdivision as the winner of the Walter Payton Award in 2023. He also was selected as the FCS Athletics Directors Association Offensive Player of the Year.

A native of Naperville, Illinois, Gronowski helped lead South Dakota State to a perfect 15-0 season and the program's second consecutive national championship during the 2023 campaign. He led the FCS ranks in passing efficiency (179.67), while ranking second in both passing touchdowns (29) and yards per pass attempts (9.96 yards). He threw at least one touchdown pass in 14 of 15 games against only five interceptions while completing 68.1 percent (209-of-307) of his passes for 3,058 yards.



In addition, Gronowski ran for 402 yards and eight touchdowns as he ranked third among FCS players with 228 points responsible for.

Gronowski placed 10th in the balloting for the 2024 Walter Payton Award.

## ISAIAH DAVIS • Stats Perform Walter Payton Award Finalist, 2023

The second Jackrabbit to be named a finalist for the 2023 Walter Payton Award, running back Isaiah Davis finished seventh in the balloting after leading the Football Championship Subdivision in three different offensive categories.


The Co-Missouri Valley Football Conference Offensive Player of the Year with teammate Mark Gronowski, Davis led all Football Championship Subdivision players in rushing yards (1,578), rushing touchdowns (18) and total touchdowns (19) in 2023. He topped the 100-yard mark in eight games and scored a touchdown in 12 contests while averaging 105.2 rushing yards per game.



## GUS MILLER • 2023 Rimington Award Winner

The second Jackrabbit to earn the Rimington Award, Gus Miller was selected as the 2023 recipient of the honor presented to the top center within the Football Championship Subdivision.

A Brookings native, Miller was selected for the award after playing a key role on a balanced Jackrabbit offense that averaged 37.3 points and 449.9 yards of total offense per game. SDSU's offensive output was nearly equally split as the Jackrabbits averaged 227.7 yards per game on the ground and 222.2 yards per contest through the air. The Jackrabbits allowed only 11 sacks all season and led the FCS in third-down conversion percentage (.535), fourth-down conversion percentage (.818) and red-zone offense (.965).



## JIMMY ROGERS • 2023 Stats Perform Eddie Robinson Award Winner

For the second year in a row, a South Dakota State football coach claimed the Eddie Robinson Award as the top mentor in the Football Championship Subdivision.

In his first season as head coach, Jimmy Rogers led the Jackrabbits to a perfect 15-0 record that ended with the program's second consecutive national title. SDSU led the nation in 10 different team categories tracked by the NCAA, including scoring defense (9.3 points per game), total defense (257.2 yards per game) and passing efficiency (174.26).

Rogers was a linebacker and team captain on SDSU's first FCS playoff qualifier in 2009 as well as a 10-year assistant coach in the program and the defensive coordinator of the 2022 national championship team. He was elevated to head coach after the retirement of 2022 Eddie Robinson Award winner John Stiegelmeier.



## CALEB FRANCL • Stats Perform Buck Buchanan Award Finalist, 2024

Francl tied for 17th in the balloting for the 2024 Buck Buchanan Award after helping lead another dominant Jackrabbit defense.

The native of Grand Island, Nebraska, ranked second on the squad with 78 total tackles while posting a team-best 11 tackles for loss and seven pass breakups. He also earned first-team All-America recognition from Stats Perform.



# CAMPBELL TROPHY FINALISTS

## RYAN BERRY, 2008

South Dakota State University quarterback Ryan Berry defined the term student-athlete during a record-setting career in a Jackrabbit uniform.

Berry set eight individual school records during the 2008 season, including single-season marks for completions (256), attempts (395) and passing touchdowns (30). The Watertown, S.D., native ended his career with Jackrabbit career records — all of which have since been broken — for completions (485), attempts (834), passing yards (6,023) and touchdown passes (56) in leading SDSU to back-to-back seven-win seasons, including the Great West Football Conference title in 2007.

In the fall of 2008, Berry was named one of 15 finalists for the Draddy Trophy (now the William V. Campbell Trophy), which is presented annually to the top collegiate football scholar-athlete. As a finalist, he was presented with the Robert A. Simms National Scholar-Athlete Award and an \$18,000 postgraduate scholarship.

Berry, who went on to pursue a career in the medical profession, would go on to receive \$12,500 more in postgraduate scholarships as he was honored with a \$7,500 NCAA Postgraduate Scholarship, as well as a \$5,000 scholarship from the Football Championship Subdivision Athletic Directors Association.



## ZACH ZENNER, 2014

Zenner exemplified excellence — both on the field and in the classroom — during a standout career at South Dakota State University.

On the gridiron, the Eagan, Minnesota, native established himself as one of the top running backs in the history of the Football Championship Subdivision, finishing his career third on the FCS rushing charts with 6,548 yards. He set four Missouri Valley Football Conference career records — rushing yards (6,548), all-purpose yards (8,211), rushing touchdowns (61) and total touchdowns (69).

Besides his dominance on the field, Zenner received a number of other academic accolades. A biology/pre-medicine major, Zenner was named a finalist for the William V. Campbell Trophy and was awarded postgraduate scholarships by the National Football Foundation, NCAA and FCS Athletic Directors Association. He also was selected as the inaugural recipient of the Mickey Charles Academic Achievement Award as the top scholar-athlete in the Football Championship Subdivision and became the first Jackrabbit student-athlete in any sport to be honored as the Capital One Academic All-America Team Member of the Year. He was a three-time selection to the CoSIDA/Capital One Academic All-America Team.



## JAKE WIENEKE, 2017

Jake Wieneke joined the growing list of South Dakota State University football players to be honored on a national level for his efforts on the field, in the classroom and in his community during the 2017 season.

A native of Maple Grove, Minnesota, Wieneke completed his prolific collegiate playing career with a Football Championship Subdivision record by catching a pass in all 53 career games. He finished his four-year career ranked second in FCS with 59 touchdown receptions and third with 5,157 receiving yards, setting numerous school and conference records in the process.

Wieneke was selected to his the all-Missouri Valley Football Conference First Team for the fourth time in his career and also became the first player in Jackrabbit history to be honored on All-America teams all four years.

A physical education/teacher education major, Wieneke also was honored for his work in the classroom. He became the third SDSU student-athlete to be named a William V. Campbell Trophy finalist, receiving an \$18,000 postgraduate scholarship as one of 13 members of the National Football Foundation's All-Scholar Team.

A two-time CoSIDA Academic All-American, Wieneke added to his list of national awards by being named the 2017 recipient of the STATS FCS Doris Robinson Scholar-Athlete Award.



## TARYN CHRISTION, 2019

Christion rewrote the record book during his Jackrabbit career, including setting SDSU and Missouri Valley Football Conference career records for passing yards (11,535), passing touchdowns (104) and total offense (13,050 yards). In all, he set 19 school records.

A two-year team captain, Christion helped lead the Jackrabbits to FCS playoff appearances each of his four seasons, including back-to-back national semifinal appearances in 2017 and 2018. The Jackrabbits also claimed a share of the MVFC title for the first time in program history during a 2016 season in which he was named the league's Offensive Player of the Year.

Christion threw for more than 3,000 yards and added 30 or more touchdown passes in each of his three seasons as the Jackrabbits' full-time starting quarterback.

The Sioux Falls native also maintained a 3.61 grade-point average while majoring in business economics. He was awarded an additional \$5,000 postgraduate scholarship by being named one of two recipients of the Football Championship Subdivision Athletics Directors Association's Scholar-Athlete of the Year Award.



# JACKS IN THE PROS

## JACKRABBITS CURRENTLY IN THE NFL



**Isaiah Davis**

New York Jets  
SDSU letterman 2020-23



**Mason McCormick**

Pittsburgh Steelers  
SDSU letterman 2019-23



**Dallas Goedert**

Philadelphia Eagles  
SDSU letterman 2014-17



**Christian Rozeboom**

Carolina Panthers  
SDSU letterman 2016-19



**Tucker Kraft**

Green Bay Packers  
SDSU letterman 2020-22



**Isaiah Stalbird**

New Orleans Saints  
SDSU letterman 2020-23



Jim Langer, left, is pictured with legendary Miami Dolphins head coach Don Shula during Langer's induction into the Pro Football Hall of Fame in 1987. Langer played center on every offensive down during the Dolphins' perfect season in 1972. He was a first-team All-Pro four times and was selected to play in six Pro Bowl games. He played with the Dolphins from 1970-79 before returning to his home state to finish his career with the Minnesota Vikings from 1980-81. Langer passed away in September 2019. Langer is the only former North Central Conference player enshrined in the Canton, Ohio, hall of fame. A replica of his Hall of Fame bust and other memorabilia is on display in the Stiegelmeier Family Student-Athlete Center at South Dakota State University.

## OTHER JACKRABBITS WHO HAVE RECEIVED PRO TRYOUTS IN THE DIVISION I ERA

- Casey Bender, offensive lineman, Cleveland Browns and Indianapolis Colts;
  - Adam Bock, linebacker, Tampa Bay Buccaneers
  - Cole Brodie, defensive back, Jacksonville Jaguars;
- Mikey Daniel, running back/fullback, Atlanta Falcons and Carolina Panthers;
  - Derek Domino, linebacker, Denver Broncos;
- Mitch Erickson, offensive linebacker, Denver Broncos and Seattle Seahawks;
  - Wes Genant, offensive lineman, New Orleans Saints
  - Michael Griffin II, safety, Tennessee Titans
  - Brady Hale, punter, Chicago Bears;
  - JaRon Harris, wide receiver, Green Bay Packers;
- Jadon Janke, wide receiver, Houston Texans and Miami Dolphins;
  - Jaxon Janke, wide receiver, Houston Texans;
  - Amar Johnson, running back, Green Bay Packers;
  - Aron Johnson, offensive lineman, Baltimore Ravens;
- Chris Johnson, linebacker, Arizona Cardinals and Chicago Bears;
  - Ryan McKnight, offensive lineman, Cincinnati Bengals;
- Dale Moss, wide receiver, Green Bay Packers and Carolina Panthers;
  - Doug Peete, defensive end, Houston Texas;
- Tiano Pupungatoo, offensive lineman, Minnesota Vikings and Arizona Cardinals;
- Caleb Sanders, defensive lineman, New York Giants and Philadelphia Eagles;
  - Eric Schroeder, defensive lineman, Minnesota Vikings;
  - Luke Sellers, fullback, Detroit Lions;
- Jack Sherlock, def. end/linebacker, Minnesota Vikings and Green Bay Packers;
  - Kellen Soulek, Indianapolis Colts and Minnesota Vikings;
  - Melvin Taveras, defensive back, Minnesota Vikings;
  - Chris Wagner, tight end, Oakland Raiders;
  - Jake Wieneke, wide receiver, Minnesota Vikings;
  - Winston Wright, cornerback, Tennessee Titans

## SDSU PRO FOOTBALL ALUMNI

Weldon Erickson • 1922, Minneapolis  
 John Beasey • 1924, Green Bay  
 Weert Englemann • 1930-33, Green Bay  
 Ray Jenison • 1931, Green Bay  
 Israel Ginsberg • 1935, Boston  
 Alfred Arndt • 1935, Pittsburgh, Boston  
 Paul "Whitey" Miller • 1936-38, Green Bay  
 Mark Barber • 1937, Cleveland  
 Robert Pylman • 1938-39, Philadelphia  
 Doug Eggers • 1954-57, Baltimore; 1958, Chicago Cardinals  
 Jerry Welch • 1955-56, Calgary (CFL)  
 Dominic "Dick" Klawitter • 1956, Chicago Bears  
 Pete Retzlaff • 1956, Detroit; 1956-66, Philadelphia  
 Wayne Rasmussen • 1964-74, Detroit  
 Ron Meyer • 1966, Pittsburgh  
 Darwin Gonnerman • 1969-70, Ottawa (CFL)  
 Jim Langer • 1970-79, Miami; 1980-81, Minnesota  
 Tim Roth • 1971-77, Saskatchewan (CFL)  
 Phil Engle • 1973, Birmingham (WFL)  
 Lynn Boden • 1975-78, Detroit; 1979, Chicago  
 Bill Matthews • 1978-81, New England; 1982-83, New York Giants;  
 1984, Denver Gold (USFL)  
 Chuck Loewen • 1980-84, San Diego  
 Bruce Klostermann • 1986-89, Denver; 1990-91, Los Angeles Raiders  
 Mike Busch • 1987, New York Giants  
 Brian Sisley • 1987, New York Giants  
 Doug Miller • 1993-94, San Diego  
 Dean Herrboldt • 1995-96, British Columbia (CFL)  
 Adam Timmerman • 1995-98, Green Bay; 1999-2006, St. Louis  
 Adam Vinatieri • 1996, Amsterdam (WFL); 1996-2005 New England;  
 2006-19, Indianapolis  
 Steve Heiden • 1999-2001, San Diego; 2002-09 Cleveland  
 Josh Ranek • 2002, Dallas; 2002-05, Ottawa (CFL); 2006, Hamilton (CFL);  
 2007, Edmonton (CFL),  
 Scott Connot • 2004-06, Kansas City  
 Mitch Erickson • 2008-09, Denver (practice squad); 2010, Seattle;  
 2010-11, Omaha (UFL); 2012, Edmonton (CFL)  
 Parker Douglass • 2008, California (UFL); 2009, Las Vegas (UFL)  
 Chris Johnson • 2010, Arizona/Chicago (practice squad)  
 Danny Batten • 2010-12, Buffalo  
 Colin Cochart • 2011-12, Cincinnati; 2012, Dallas  
 Derek Domino • 2011, Denver (injured reserve); 2012, Edmonton (CFL)  
 Bryan Witzmann • 2014, Houston; 2015, New Orleans (practice squad); 2016-17,  
 2020, Kansas City; 2018, Chicago; 2018, Minnesota; 2019, Miami/Carolina  
 Zach Zenner • 2015-19, Detroit; 2019, Arizona; 2019, Miami; 2019, New Orleans  
 Dallas Goedert • 2018-present, Philadelphia  
 Jacob Ohnesorge • 2019, Arizona (AAF)  
 Jordan Brown • 2019, Cincinnati; 2019, Jacksonville; 2019, 2021, Oakland/Las  
 Vegas; 2020, Washington (practice squad)  
 Jake Wieneke • 2019-22, Montreal (CFL); 2023, Saskatchewan (CFL)  
 Taryn Christion • 2020-21, Ottawa (CFL)  
 Cade Johnson • 2021-23, Seattle  
 Christian Rozeboom • 2021, Kansas City, Los Angeles Rams;  
 2022-24, LA Rams; 2025-present, Carolina Panthers  
 Don Gardner • 2022, Tampa Bay  
 Chris Oladokun • 2022-24 Kansas City  
 Pierre Strong, Jr. • 2022, New England; 2023-24, Cleveland  
 Tucker Kraft • 2023-present, Green Bay  
 Caleb Sanders • 2024-present, Saskatchewan (CFL)  
 Isaiah Davis • 2024-present, New York Jets  
 Mason McCormick • 2024-present, Pittsburgh  
 Isaiah Stalbird • 2024-present, New Orleans



Adam Vinatieri became the NFL's career scoring leader during the 2018 campaign and finished his 24-year career with 2,673 points. Vinatieri also holds the NFL career record for field goals with 599. Photo by Matt Kryger.

## SDSU PLAYERS DRAFTED BY NFL TEAMS

1939: Bob Riddell, end, Philadelphia (17)  
 1951: Harry Gibbons, back, Chicago (20); Dick Peot, tackle, Detroit (28)  
 1953: Pete Retzlaff, back, Detroit (22)  
 1955: Jerry Welch, back, Baltimore (22)  
 1956: Dick Klawitter, center, Chicago (8)  
 1957: Harwood Hoefft, end, Baltimore (24)  
 1958: Wayne Haensel, tackle, N.Y. Giants (25)  
 1959: LeRoy Bergan, tackle, Baltimore (17)  
 1961: Leland Bondhus, tackle, Green Bay (19)  
 1962: Joe Thorne, back, Green Bay (12); Ron Frank, tackle, San Francisco (16)  
 1964: Wayne Rasmussen, back, Detroit (9)  
 1966: Ron Meyer, quarterback, Chicago (7); Ed Maras, end, Green Bay (20)  
 1970: Tim Roth, defensive end, Oakland (16)  
 1973: Phil Engle, tackle, Green Bay (11)  
 1975: Lynn Boden, tackle, Detroit (1); Jerry Lawrence, tackle, Houston (8)  
 1976: Todd Simonsen, tackle, Houston (6); Bob Gissler, defensive end, Miami (14)  
 1978: Bill Matthews, linebacker, New England (5)  
 1980: Chuck Loewen, offensive lineman, San Diego (7)  
 1986: Bruce Klostermann, linebacker, Denver (8)  
 1993: Doug Miller, linebacker, San Diego (7)  
 1995: Adam Timmerman, offensive lineman, Green Bay (7)  
 1999: Steve Heiden, tight end, San Diego (3)  
 2010: Danny Batten, defensive end, Buffalo (6)  
 2018: Dallas Goedert, tight end, Philadelphia (2)  
 2019: Jordan Brown, cornerback, Cincinnati (7)  
 2022: Pierre Strong, Jr., running back, New England (4); Chris Oladokun, quarterback,  
 Pittsburgh (7)  
 2023: Tucker Kraft, tight end, Green Bay (3)  
 2024: Mason McCormick, offensive lineman, Pittsburgh (4); Isaiah Davis, running  
 back, New York Jets (5)

Note: Number in parentheses indicates round selected

# JACKS IN THE PROS

With the start of the 2025 National Football League season right around the corner, six former South Dakota State standouts appear on opening day rosters, continuing the Jackrabbits' long tradition of developing players into pro prospects.

Headlining the list are a pair of tight ends — Dallas Goedert of the Philadelphia Eagles and Tucker Kraft of the Green Bay Packers.

After being selected in the second round of the 2018 NFL Draft, Goedert has gone on to record 349 receptions for 4,085 yards and 24 touchdowns in seven seasons. He won a Super Bowl ring with the Eagles last season after recording 42 receptions during the regular season and adding 17 more catches during the postseason run.

Kraft put together a breakthrough second season with the Packers in 2024, tallying 50 catches for 707 yards and seven touchdowns. He was a third-round draft choice of Green Bay in 2023 and turned in a strong second half to his rookie season, finishing the year with 31 catches for 355 yards and a pair of touchdowns.

Linebacker Christian Rozeboom earned a Super Bowl ring with the Los Angeles Rams during the 2021 season and is now in his first season with the Carolina Panthers. A starter in both 2023 and 2024 with the Rams, Rozeboom totaled 214 tackles and two interceptions over the last two seasons, including a 135-stop campaign in 2024.

SDSU had two players selected in the NFL Draft in 2024 when Mason McCormick was taken in the fourth round by Pittsburgh and Isaiah Davis was a fifth-round pick of the New York Jets. McCormick settled into a starting role at guard during the 2024 season while Davis saw spot duty for the Jets as a rookie, finishing the year with 30 carries for 174 yards and a touchdown, as well as notching nine receptions for 75 yards and a score. Davis also returned nine kick-offs for 232 yards (25.8 yards per return) and registered seven tackles on special teams.

Another member of the Jackrabbits' back-to-back national championship teams, Isaiah Stalbird, is in his second season with the New Orleans Saints. Stalbird contributed mostly on special teams in 2024, notching three tackles.

Several other former Jackrabbit standouts were among their respective teams' final cuts earlier week, including: quarterback Chris Oladokun (Kansas City), running back Pierre Strong, Jr. (Cleveland), cornerback Dalys Beanum (New Orleans) and running back Amar Johnson (Green Bay).

Leading the list of Jackrabbit pro football alumni are Hall of Famer Jim Langer and the NFL's career scoring leader, Adam Vinatieri.

Langer who played football at SDSU from 1967-69 and also was an All-American in baseball, played center on every offensive down during the Miami Dolphins' perfect season in 1972. He was a first-team All-Pro four times and was selected to play in six Pro Bowl games. He played in three Super Bowl games with the Dolphins from 1970-79 before finishing his career with the Minnesota Vikings from 1980-81. Langer passed away in September 2019.

Vinatieri wapped up his playing career after becoming the NFL's all-time scoring leader in 2018 as a member of the Indianapolis Colts. Over Vinatieri's 24

seasons from 1996-2019, his totals include NFL bests of 599-of-715 on field goal attempts, 83.8 percent, and 2,673 career points. He also ranks second in career extra points with 874.

In all, Vinatieri set 15 NFL records, including 21 100-point seasons.

Several other former Jackrabbit players and coaches have had ties to the professional game, including:

- Steve Heiden (player from 1995-98), former tight end for the Chargers and Browns who is currently the tight ends coach for the Detroit Lions;
- Reed Burckhardt (player from 2004-07), former director of pro scouting for the Minnesota Vikings and now director of player personnel for the Denver Broncos;
- Glen Fox (player from 2006-09), director of pro personnel for the Arizona Cardinals after previously serving as a pro scout for nine years;
- Trent Baalke (assistant coach from 1991-95), former general manager of the Jacksonville Jaguars and San Francisco 49ers;

## JACKRABBITS IN THE SUPER BOWL

For South Dakota State University fans, the 2002 Super Bowl game was the second Adam Bowl.

In the 1997 Super Bowl, two former Jackrabbits faced each other in the game between the Green Bay Packers and the New England Patriots. Adam Timmerman, was the starting right guard for the Packers, while Adam Vinatieri was the placekicker for the Patriots.

In 2002, they met again; this time Timmerman with the St. Louis Rams and Vinatieri with the Patriots. Vinatieri not only kicked the winning field goal in that game, but did it again in the 2004 Super Bowl. Vinatieri, in effect, provided the winning points in three Super Bowls since his field goal in the 2005 game was the margin of victory. He appeared in five Super Bowls in his career, surpassing the four appearances by Timmerman. A Cherokee, Iowa, native, Timmerman played in two Super Bowls for the Packers, then signed with St. Louis and started two more championship games.

Dallas Goedert became the seventh former Jackrabbit to play in the title game, appearing in Super Bowls LVII and LIX as a member of the Philadelphia Eagles.

The Jacks in the Super Bowl:

- Jim Langer, Miami Dolphins, 1972-73-74;
- Bruce Klostermann, Denver Broncos, 1988, 1990;
- Doug Miller, San Diego Chargers, 1995;
- Adam Timmerman, Green Bay Packers, 1997-98, and St. Louis Rams, 2000, 2002;
- Adam Vinatieri, New England Patriots 1997, 2002, 2004, 2005, and Indianapolis Colts, 2007;
- Christian Rozeboom, Los Angeles Rams, 2022; and
- Dallas Goedert, Philadelphia, 2023, 2025.

Chris Oladokun was a member of the Kansas City Chiefs squads that played in the last three Super Bowls, but did not see any game action.

In addition, former Jackrabbit player Brad Seely (1975-77) was the special teams coach for the Patriots in four Super Bowls, as well as the San Francisco 49ers in Super Bowl XLVII. Seely, who was named NFL Special Teams Coach of the Year in both 2009 and 2011, retired in June 2020 after 30 NFL seasons.



The late Doug Miller made a Super Bowl appearance with the San Diego Chargers during the 1994 season.



Adam Timmerman played on Super Bowl-winning teams for both the Green Bay Packers and the St. Louis Rams during a pro career that spanned from 1995-2006.



Brad Seely, right, pictured with former San Francisco 49ers head coach Jim Harbaugh, coached in the NFL for 30 seasons and helped lead teams to five Super Bowl appearances. Seely announced his retirement in June 2020 after spending the last two years as special teams coach for the Houston Texans.

Throughout John Stiegelmeier's 26-year tenure as head coach, the Jackrabbits made many memorable comebacks. In all games listed below, SDSU trailed by at least two scores in the second half before rallying to win.

• **Sept. 16, 2000 — SDSU 25, Augustana (S.D.) 24:** The Jackrabbits trailed 24-0 at the half before dominating the second half at Howard Wood Field in Sioux Falls. Josh Ranek scored two touchdowns and a pair of two-point conversions to lift SDSU to the victory. Ranek brought SDSU within 24-23 on a 4-yard touchdown run with 46 seconds to play, then plunged in for the decisive conversion.

Brock Beran caught a 30-yard touchdown pass from Andy Rennerfeldt early in the fourth quarter, while Andy Nelson booted a 34-yard field goal as part of a 17-point final quarter for the Jackrabbits.

• **Sept. 22, 2001 — SDSU 30, St. Cloud State (Minn.) 24:** SDSU again overcame a 24-0 halftime deficit, this time at home. Frank Blalark returned the second-half kickoff for a 91-yard touchdown to jump-start SDSU, and the Jackrabbits held off a Husky first-and-goal situation in the closing minutes.

Josh Ranek tallied the final two Jackrabbit scores on touchdown runs of 55 and 3 yards.

• **Oct. 12, 2002 — SDSU 23, Western Washington 19:** The Jackrabbits trailed 19-3 at halftime at Coughlin-Alumni Stadium, then scored three second-half touchdowns. Josh Davis set an SDSU single-game record with 16 receptions, including a 7-yard touchdown.

• **Sept. 30, 2006 — SDSU 20, McNeese State (La.) 17:** SDSU rallied for 14 points in the final minutes on the road. Parker Douglass kicked two field goals, including the game-winning 46-yarder with 14 seconds remaining. Also in the rally, Andy Kardoos hooked up with JaRon Harris on a 40-yard touchdown pass and a two-point conversion pass to Luke Greving tied the game at 17-all.

• **Oct. 21, 2006 — SDSU 29, Cal Poly 28:** Andy Kardoos and JaRon Harris connected for three touchdown passes in the final eight minutes as SDSU outscored fourth-ranked Cal Poly 23-0 in the fourth quarter. After the final touchdown brought the Jackrabbits to within 28-27 with 1:05 remaining, Kardoos scored the two-point conversion on a quarterback draw.

• **Oct. 28, 2006 — SDSU 22, UC Davis 21:** Trailing 21-10 entering the fourth quarter, the Jackrabbits' late-game heroics continued as Dusty Snyders scored on a 9-yard pass from Andy Kardoos with 1:08 left in the game.

After defensive back Jeff Hegge made a touchdown saving tackle earlier on the drive, SDSU's Eric Schroeder blocked a short UC Davis field goal late in the third quarter to keep the Jackrabbits within striking distance.

• **Sept. 27, 2008 — SDSU 50, Stephen F. Austin (Texas) 48:** They say everything is bigger in Texas, and this was the largest comeback in school history.

Kyle Minett scored from a yard out as time expired, rallying the 20th-ranked Jackrabbits from a 28-point deficit midway through the third quarter for the victory in Nacogdoches, Texas.

SDSU trailed 34-6 before scoring 35 straight points to take a 41-34 lead with 5:24 remaining.

The Jackrabbits' first lead of the game lasted all of 12 seconds as SFA returned the ensuing kickoff 94 yards to paydirt to tie the game at 41-all.

SDSU regained the lead on its next possession, capping nine-play, 37-yard drive with a 42-yard field goal by Peter Reifenrath.

Five plays after SFA took possession at its own 40, Jeremy Moses connected with Tyrone Ross on a 14-yard touchdown pass with 41 seconds to play.

The comeback finally became complete as Berry and Minett moved the Jackrabbits back down the field. With the ball at their own 44 with two timeouts remaining, Ryan Berry completed three passes for 54 yards to move the ball to the SFA 2. The Lumberjacks were then called for offsidess, setting up SDSU at the 1-yard line with two seconds left.

On the final play, Berry rolled right on an option play before pitching the ball to Minett, who dragged a defender across the goal line for the game-winning score.

• **Oct. 11, 2014 — SDSU 32, Missouri State 28:** The Jackrabbits trailed 28-17 entering the fourth quarter, but freshman Jake Wieneke's third touchdown catch of the game — from 26 yards out — pulled SDSU to within 28-24 with under 12 minutes to play.

All-America running back Zach Zenner gave the Jackrabbits the lead with a 1-yard touchdown run on the team's next possession, and SDSU sealed the win with two defensive stands that included an interception by Melvin Taveras.

• **Oct. 11, 2014 — SDSU 32, Missouri State 28:** The Jackrabbits trailed 28-17 entering the fourth quarter, but freshman Jake Wieneke's third touchdown catch of the game — from 26 yards out — pulled SDSU to within 28-24 with under 12 minutes to play.

• **Oct. 12, 2019 — SDSU 38 Youngstown State 28:** Trailing 21-9 midway through the third quarter, SDSU outscored the Penguins, 29-7 over the final 22 minutes of the game to win a key MVFC matchup.

Quarterback J'Bore Gibbs scored on a 2-yard run in the final minute of the third quarter, then gave the Jackrabbits a 22-21 lead with an 81-yard touchdown pass to Cade Johnson early in the fourth.

After C.J. Wilson scored on a 13-yard run later in the quarter, Gibbs sealed the victory with a 63-yard touchdown run around right end with 55 seconds to play.

#### Other notable comebacks include:

• **Oct. 26, 1968 — SDSU 23, Youngstown State 20:** Down 20-0 at the half, the Jackrabbits scored 21 third-quarter points and added a safety in the fourth at Coughlin-Alumni Stadium.

Darwin Gonnerman rushed for two touchdowns, then Bob Bozied's 33-yard pass to Tom Settje tied the score. Bozied kicked the extra point that gave SDSU its first lead.

• **Sept. 27, 1980: SDSU 21, South Dakota 13:** SDSU scored 18 fourth-quarter points to erase a 13-3 deficit. Dan Johnson's 2-yard touchdown run and the subsequent Marty Higgins run for two, trimmed the gap to 13-11 at the 11:15 mark. Just 93 seconds later, Milton Stuckey blocked a Coyote punt, with Ron Schneider recovering it in the end zone to give SDSU the lead for good.



Andy Kardoos quarterbacked the Jackrabbits to three come-from-behind victories in 2006.

• **Sept. 19, 1981 — SDSU 21, South Dakota 20:** Less than a year after scoring 18 fourth-quarter points to beat USD in the Beef Bowl, the Jackrabbits did it again, this time in more dramatic fashion on their home field. Trailing 20-3 in the fourth, Mike Law gave SDSU hope with his 11-yard scoring run to pull the Jacks within 20-9 despite a failed two-point play.

Minutes later, Brad Christianson intercepted a pass, setting up Brian Bunkers' 1-yard plunge to bring the Jacks to within 20-15 at the 4:52 mark.

USD had a chance to run out the clock, but Dave Larsen hopped on a Coyote fumble, which gave SDSU possession at the USD 20. Four plays later, Steve Sundet scored on a 1-yard run to tie the score. Russ Meier made the extra point to give the Jacks the win.

• **Sept. 3, 1988 — SDSU 31, Central Missouri State 24:** In the 1988 season opener at Coughlin-Alumni Stadium, SDSU scored on three straight possessions to rally from a 24-10 third-quarter deficit.

Ted Wahl capped an 11-play, 56-yard drive with a 16-yard scramble to bring SDSU within 24-17. On the last play of the third, Wahl connected with J.D. Berreth on a 60-yard pass play, tying the game at 24-all.

The Jackrabbits would regain possession and drive 74 yards in 13 plays, with Wahl running in from four yards out at the 10:37 mark for the decisive score.

• **Sept. 3, 1994 — SDSU 32, Slippery Rock (Pa.) 28:** Three fourth-quarter touchdowns gave SDSU a thrilling home victory to open the 1994 season.

Trailing 28-14 early in the fourth, the Jacks got back within striking distance on a 44-yard touchdown pass from Brook Parent to Rusty Lenners with 13:06 remaining.

After missing the two-point attempt, SDSU still trailed 28-20, but put together two 90-plus-yard drives to earn the victory. Parent capped a 10-play, 95-yard drive with a 7-yard run at the 8:42 mark, and scored the game-winner on a 1-yard run with 2:11 left to finish off an eight-play, 94-yard drive.

# HOBO DAY

The date – November 2, 1912.

The event – first Hobo Day at State College.

Hobo Day is said to have originated with several students eating ice cream and talking at a local drug store in 1912. The topic of conversation was a way to rescue the sagging school spirit, caused to some degree when State lost its first two football games of the season: 34-0 to Carleton, and 73-7 to the University of South Dakota.

Many ideas of a homecoming day were brought up, but none were taken with any enthusiasm until someone mentioned an idea that had been attempted elsewhere. Although the idea wasn't very successful in other places, it did seem to hold some potential for South Dakota State.

Thus, the biggest one-day event in South Dakota was born.

Prior homecoming activities had featured a traditional "nightshirt parade" with snake dance which led the students through Brookings until they arrived at the train depot in time to meet the night train.

That practice continued until one fall when the college authorities decided it was undignified for female students to take part in this activity.

Thus the idea for any new tradition had to include the female students. Costumes conceived in 1912 had males dressed as hoboos and girls as maidens.

Even the first Hobo Day would prohibit the use of the razor. Student regulations that year stated that any male student show shaved after the Monday morning preceding the festivities would be initiated into the Bull Moose Club with a barrel and an oak lathe. Girls had to wear their hair in a braid and anyone who failed to do so would be "painted with red ink and have their hair braided."

Students, dressed in costumes, assembled at the "Old North Chapel" before they marched to the depot to meet the Yankton College football team.

The parade started toward the train depot with a Hobo Band and the entire student body following to meet the Yankton team.

The Industrial Collegian reported: "At the rally, onlookers couldn't tell whether they were in an 1849 Indian village or a twentieth century division point of the Northwest railroad."

On the way back to campus, most students stopped at Brookings residents' back doors and "bummed" ingredients for mulligan stew.

Weary Willie made his first appearance in 1950 and Dirty 'Lil became an annual attraction in 1976.

The Industrial Collegian of Nov. 5, 1912, reported: "the first Hobo Day was one of the biggest days SDSC has ever seen." And they hadn't seen anything yet.

For the record, the initial idea worked — the Jacks won the football game 6-3.

Hobo Day 2025 is set for Oct. 11, when the Jackrabbits host Northern Iowa.

## HOBO DAY RECORDS BY OPPONENTS

Team	W-L-T	First	Last
Augustana	7-1-0	1946	2004
Creighton (Neb.)	1-1-0	1923	1925
Hamline (Minn.)	2-0-0	1920	1945
Indiana State	1-0-0	2023	2023
McNeese State (La.)	0-1-0	2008	2008
Minnesota State, Mankato	0-1-0	2000	2000
Missouri-Rolla	1-0-0	2005	2005
Morningside	4-0-0	1927	1996
Nebraska-Omaha	3-1-0	1984	1998
North Dakota	11-12-2	1914	2002
North Dakota State	1-5-0	1917	1995
Northern Colorado	0-1-0	1981	1981
Northern Iowa	2-3-0	2009	2023
St. Cloud State	2-0-0	1997	2003
St. John's (Minn.)	0-1-0	1953	1953
SDSU Army	1-0-0	1944	1944
South Dakota	17-11-3	1915	1991
South Dakota Tech	1-0-0	1913	—

Southern Illinois	2-1-0	2011	2019
Stephen F. Austin (Texas)	1-0-0	2007	—
UC Davis	1-0-0	2006	—
Wichita State (Kan.)	1-0-0	1937	—
Yankton College	1-0-0	1912	—
Youngstown State	5-1-0	2010	2024
<b>Overall Record</b>	<b>65-40-5</b>		

\*While the records show 110 Hobo Day games, there have been 112 Hobo days. There was no game in 1918 during World War I and in 1943, the game was between two Army special training teams from campus. In 2020, Hobo Day was canceled due to the COVID-19 pandemic.

## HOBO DAY SCORES

1912: Yankton College	W, 6-3	1972: North Dakota	L, 21-51
1913: South Dakota Mines	W, 36-0	1973: South Dakota	L, 10-36
1914: North Dakota	W, 14-3	1974: Augustana	W, 35-6
1915: South Dakota	L, 0-7	1975: South Dakota	W, 24-22
1916: North Dakota	W, 14-7	1976: North Dakota	W, 28-6
1917: North Dakota State	W, 21-14	1977: South Dakota	L, 10-15
1918: No game — World War I		1978: South Dakota	L, 7-24
1919: North Dakota	W, 9-7	1979: South Dakota	W, 26-21
1920: Hamline	W, 14-0	1980: North Dakota State	L, 16-23
1921: North Dakota	W, 27-14	1981: Northern Colorado	L, 20-22
1922: South Dakota	T, 7-7	1982: North Dakota State	L, 3-10
1923: Creighton	W, 27-20	1983: North Dakota State	L, 12-24
1924: South Dakota	W, 10-3	1984: Nebraska-Omaha	L, 24-27
1925: Creighton	L, 0-19	1985: South Dakota	W, 24-12
1926: South Dakota	T, 0-0	1986: North Dakota State	L, 7-49
1927: Morningside	W, 44-7	1987: Nebraska-Omaha	W, 28-24
1928: South Dakota	W, 13-0	1988: Augustana	W, 37-22
1929: North Dakota	L, 6-7	1989: Morningside	W, 13-12
1930: South Dakota	W, 13-6	1990: Augustana	L, 0-31
1931: North Dakota	L, 6-34	1991: South Dakota	W, 21-18
1932: South Dakota	T, 0-0	1992: Nebraska-Omaha	W, 21-0
1933: North Dakota	W, 18-2	1993: Augustana	W, 35-25
1934: South Dakota	W, 19-0	1994: Morningside	W, 56-17
1935: North Dakota	T, 6-6	1995: North Dakota State	L, 17-26
1936: South Dakota	L, 0-6	1996: Morningside	W, 31-13
1937: Wichita State	W, 20-6	1997: St. Cloud State	W, 21-16
1938: South Dakota	L, 0-7	1998: Nebraska-Omaha [2 OT]	W, 30-27
1939: North Dakota	W, 14-13	1999: North Dakota	W, 21-7
1940: South Dakota	L, 0-26	2000: Minn. State, Mankato	L, 17-21
1941: North Dakota	L, 15-33	2001: Augustana	W, 31-21
1942: South Dakota	L, 0-7	2002: North Dakota	L, 13-21
1943: Two Army Special Training Teams played to 6-6 tie		2003: St. Cloud State	W, 27-24
1944: SDS Army	W, 6-0	2004: Augustana	W, 38-9
1945: Hamline	W, 25-0	2005: Missouri-Rolla	W, 64-28
1946: Augustana	W, 26-6	2006: UC Davis	W, 22-21
1947: South Dakota	L, 7-36	2007: Stephen F. Austin	W, 45-0
1948: Augustana	W, 20-6	2008: McNeese State [3 OT]	L, 44-46
1949: South Dakota	W, 27-25	2009: Northern Iowa	W, 24-14
1950: North Dakota	T, 21-21	2010: Youngstown State	W, 30-20
1951: South Dakota	L, 6-26	2011: Southern Illinois	W, 45-34
1952: North Dakota	W, 60-6	2012: Youngstown State	W, 41-28
1953: St. John's (Minn.)	L, 13-26	2013: Southern Illinois	L, 24-27
1954: North Dakota	W, 34-20	2014: Youngstown State	L, 27-30
1955: South Dakota	W, 27-7	2015: Northern Iowa	L, 7-10
1956: North Dakota	W, 14-13	2016: Youngstown State	W, 24-10
1957: South Dakota	W, 21-13	2017: Northern Iowa	L, 18-38
1958: North Dakota	L, 12-30	2018: Youngstown State	W, 36-7
1959: South Dakota	W, 12-7	2019: Southern Illinois	W, 28-10
1960: North Dakota	L, 23-27	2020: No game — COVID-19 pandemic	
1961: South Dakota	W, 34-6	2021: Northern Iowa	L, 17-26
1962: North Dakota	W, 26-0	2022: Indiana State	W, 49-7
1963: South Dakota	W, 61-0	2023: Northern Iowa	W, 41-6
1964: North Dakota	L, 28-35	2024: Youngstown State	W, 63-13
1965: South Dakota	W, 30-14		
1966: North Dakota	L, 0-43		
1967: South Dakota	W, 42-14		
1968: North Dakota	L, 16-21		
1969: South Dakota	W, 20-14		
1970: North Dakota	L, 3-36		
1971: South Dakota	L, 18-37		

SDSU played 54 Hobo Day games at Coughlin-Alumni Stadium, with a 31-23-0 record. The games attracted 598,559 fans, an average of 11,084 per game. The eight Hobo Day games played at Dana J. Dykhouse Stadium have drawn a total of 135,428 fans (16,929 average) with the Jackrabbits holding a 6-2 record.

# HOBO DAY HIGHLIGHTS

Hobo Day has been a tradition at South Dakota State University for 112 years, with the Jackrabbits holding a .607 winning percentage in their annual homecoming game.

The following is a recap of 10 of the most memorable Hobo Day games in Jackrabbit football history.

## 10. 2006: Another comeback victory

The 2006 Jackrabbit football team made a habit of winning close games, and the Hobo Day game was no exception.

Trailing UC Davis 21-10 entering the fourth quarter, the Jackrabbits' late-game heroics continued as Dusty Snyders scored on a 9-yard pass from Andy Kardoes with 1:08 left in the game.

The Jackrabbit defense came up big late in the third quarter as Jeff Hegge dragged down an Aggie ball carrier at the 1-yard line and Eric Schroeder later blocked a short field goal attempt.

## 9. 1989: Two days of Hobo heroics

Day I: In a game that really could have been remembered as the 76th and 77th edition of Hobo Day, the Jackrabbits scored twice in the second half and hung on for a 13-12 win against Morningside. The game covered a two-day span after lightning caused the game to be suspended.

Morningside got on the board with two first-half field goals to take a 6-0 halftime lead. SDSU came firing out of the locker room after halftime and scored when a fumbled punt was pounced on by D.J. Wessel in the end zone to tie the game at 6. SDSU later pulled ahead when Shane Bouman and J.D. Berreth hooked up on a 78-yard pass play to put the Jacks up 13-6.

The game was suspended by lightning, but the coaches, by mutual agreement, decided to finish the suspended game the following day.

Day II: SDSU and Morningside resumed the game with 9:01 remaining in the contest. Morningside would score a touchdown on Day II, but Doug Miller blocked the extra point attempt that would have tied the game, preserving a wild 13-12 SDSU victory.

## 8. 1975: Game-winning field goal

It was a game of missed opportunities as the Jacks could have blown the game open in the second half, but had to rally in the closing seconds to win a nail-biter over the University of South Dakota, 24-22.

Leading 21-14 early in the fourth quarter and the Jacks driving for another score, USD's Gary Culver picked off SDSU's Greg Hart's pass in the end zone and gave the Coyotes new life. It was the second costly turnover on the day for the Jacks as they had earlier fumbled into the end zone for a touchback.

USD quickly capitalized on the interception, scoring a touchdown and a two-point conversion with 5:35 left in the fourth quarter to put the Coyotes up 22-21. The Jacks were able to recover as they mounted a 14-play drive that was capped by Dan DeLaHunt's game winning 25-yard field goal with eighteen seconds left.

## 7. 1956: Sweetening a sour season

With the pain of a one-point loss to Augustana the week before and a 60-0 pasting by Arizona earlier in the year still fresh in their minds, the Jackrabbits took to the field on Oct. 9, 1956, for a classic Hobo Day game.

The Jackrabbits would come out on top this day, winning a squeaker over the University of North Dakota, 14-13.

Earlier in the year this game was seen as a game by two of the toughest teams in the nation, but a rash of injuries caused this game to lose some of its luster—at least on paper.

SDSU, the defending league champion, was still smarting from early-season injuries going into the game. Despite not having running back Bill McDonald in the lineup, the Jacks unleashed a lethal ground attack, racking up 261 yards, led by Bob Betz's 122 yards. The Jacks' pass defense was the real story on the day, picking off four passes.

## 6. 1998: A double-overtime thriller

Unlike all previous Hobo Day games, the 1998 Hobo Day game took longer than sixty minutes to decide. Playing the first overtime game in school history, the Jackrabbits defeated Nebraska-Omaha 30-27 in double overtime.

The Jacks broke a tie in the fourth quarter on Andy Rennerfeldt's 68-yard pass to Steve Heiden. UNO answered right back to knot the score at 24. With 51 seconds left, UNO was whistled for an illegal motion penalty as the Mavericks set up for a 36-yard field goal attempt. The ensuing 41-yard field was no good, sending the game into overtime.

In the first overtime, SDSU's Brett Gorden and UNO's Paul Kosel traded long field goals to send the game into a second OT. UNO took possession first, but Kosel fell victim again, missing a 42-yard field goal all but sealing the deal for the Jacks.

Gorden's 23-yard field goal on the ensuing drive sailed through the uprights to send the Jackrabbits to victory for the seventh time in their last eight Hobo Day games.

## 5. 1963: Running roughshod over USD

In the largest margin of victory ever on Hobo Day, the Jackrabbits pounded USD 61-0 en route to the North Central Conference championship.

Eight different Jackrabbits found the end zone with running back Reed Sanderson scoring twice. The Jackrabbits added four second-quarter touchdowns to go up 34-0 at the half, out-rushing USD 137-11.

The second half was more of the same as SDSU scored four more touchdowns and outmanned the Coyotes 516-74 in total offense for the game.

## 4. 1997: Hail Mary delivers victory

In one of the wildest Hobo Day finishes ever, South Dakota State defeated St. Cloud State, 21-16.

The Jacks carried the lead going into the fourth quarter up 13-0. With 6:20 remaining in the game St. Cloud State tied the game at 13-all, but the Huskies were flagged for excessive celebration after the touchdown. With the extra point attempt moved back 15 yards, St. Cloud State's try for the lead sailed wide keeping the score knotted at 13. St. Cloud State took a 16-13 lead on a field goal with 3:39 remaining.

SDSU got the ball back with 23 seconds left to go in the contest. SDSU's Noel Bouché proceeded to loft a 47-yard Hail Mary to Brock Beran in the end zone to put SDSU ahead for good with only a few seconds remaining on the clock.

## 3. 1979: Tripping the U in playoff year

The Jackrabbits were outplayed by USD for the first three quarters but managed to win a close one to keep their playoff dreams alive with a 26-21 win.

SDSU scored a second-quarter touchdown and Tony Harris added a field goal to put the Jacks up 10-7 at the half. Harris added another chip shot in the third as SDSU went into the final quarter up by six.

The fourth began with USD striking first, going in from two yards out. SDSU would answer right back with two consecutive touchdowns with one coming from Lionel Macklin and the other coming from Jerry James with 6:40 remaining in the game.

## 2. 1950: Offsides call provides second chance

In what will go down as one of the craziest endings in Jackrabbit football history, SDSU took on the University of North Dakota and ended dead even at 21-21 after four hard-fought quarters. It was the only game the 9-0-1 conference champs from Brookings didn't win that season.

Trailing 7-0, SDSU senior Warren Williamson put the Jacks on the board when he swept around the right side and brought the Jacks within an extra point of tying the game.

UND would score two more times on the day and take a 21-7 lead into the fourth quarter. The fourth quarter was dominated by the 5-foot-9 Williamson, who finished the quarter with a touchdown reception and ran for another. But it was on the last touchdown from Williamson and the extra point that followed that makes this game one for the ages.

With the score 21-20 in UND's favor and SDSU's George Medchill digging in for the PAT, UND blocked the kick to give UND an apparent win on this Hobo Day. However, the officials ruled UND offsides and gave Medchill another chance. Medchill redeemed himself, knocking it through the uprights, securing a 21-21 tie. Williamson would later say that he didn't really remember the end of the game because he had gotten hit so hard on his touchdown run.

## 1. 1985: Jacks knock off No. 1 USD

On an absolutely perfect day to watch football a then-record crowd of 16,193 showed up to watch SDSU avenge an earlier loss and crush previously undefeated and No. 1 ranked South Dakota, 24-12. SDSU had earlier lost to the Coyotes 33-18.

SDSU scored the first 22 points of the game and never looked back as K.C. Johnson kicked three field goals and Mike Busch threw for a touchdown and ran for another to put the Jacks ahead.

The Jackrabbit defense, led by Brian Sisley and Bruce Klostermann, allowed only two fourth-quarter touchdowns well after the issue was decided.

SDSU put the final touches on the upset when the Jacks recorded a safety in the end zone to slam the door shut on USD.

With the win, SDSU erased USD's 11-game winning streak and went on to have a 7-2 record in conference play, finishing tied for second-place in the North Central Conference race.

# BEEF BOWL

South Dakota State University is home to the original Beef Bowl, and the event celebrated its Golden Anniversary during the 2016 season. The event returned in the fall of 2021 after a one-year hiatus due to the COVID-19 pandemic. The 58th installment of the Beef Bowl is slated for Sept. 13, when the Jackrabbits host Drake.

The Beef Bowl was started as SDSU's way of recognizing those individuals and firms involved in the beef industry in South Dakota.

Festivities include a pre-game barbecue with proceeds going toward scholarships in the Animal and Range Sciences Department, as well as presentation of the SDSU Friends of the Beef Industry Award. Proceeds from a live steer auction at halftime benefits the Jackrabbit Athletic Department.

More than 10,000 people have attended each of the last 19 Beef Bowls and 21 times overall.

## BEEF BOWL SCORES

1967: North Dakota State	L, 14-34	1998: North Dakota	L, 6-20
1968: Morningside	W, 43-14	1999: Augustana	W, 38-31
1969: Northern Iowa	L, 14-24	2000: Northern Colorado	W, 17-7
1970: Augustana	L, 6-22	2001: St. Cloud State	W, 30-24
1971: Wayne State (Mich.)	L, 8-27	2002: Nebraska-Omaha	W, 38-31
1972: Youngstown St. (Ohio)	W, 34-22	2003: North Dakota	L, 24-25
1973: Western State (Colo.)	W, 56-28	2004: North Dakota State	W, 24-21
1974: North Dakota	W, 55-6	2005: Cal Poly	L, 16-24
1975: North Dakota State	W, 13-8	2006: Central Arkansas	W, 20-7
1976: Northern Colorado	L, 7-22	2007: Texas State	W, 38-3
1977: Nebraska-Omaha	W, 34-2	2008: Western Illinois	W, 24-22
1978: Morningside	W, 41-17	2009: Indiana State	W, 41-0
1979: Augustana	W, 28-26	2010: Western Illinois	W, 33-29
1980: South Dakota	W, 21-13	2011: Indiana State	L, 28-38
1981: Nebraska-Omaha	W, 17-10	2012: Missouri State	W, 17-7
1982: South Dakota	W, 20-7	2013: Southeastern Louisiana	W, 34-26
1983: St. Cloud State	L, 22-28	2014: Wisconsin-Oshkosh	W, 41-3
1984: North Dakota	L, 7-46	2015: Robert Morris (Pa.)	W, 34-10
1985: North Dakota	W, 29-23	2016: Cal Poly	L, 31-38
1986: Morningside	W, 24-14	2017: Drake	W, 51-10
1987: South Dakota	L, 21-30	2018: Arkansas-Pine Bluff	W, 90-6
1988: North Dakota State	L, 26-55	2019: Southern Utah	W, 43-7
1989: North Dakota State	L, 12-33	2021: Dixie State	W, 55-7
1990: Mankato State	L, 15-33	2022: Butler	W, 45-17
1991: North Dakota State	L, 0-35	2023: Montana State	W, 20-16
1992: North Dakota	L, 3-14	2024: Augustana	W, 24-3
1993: North Dakota State	W, 42-30	<i>SDSU has played 57 Beef Bowl games, compiling a 36-21 record.</i>	
1994: Northern Colorado	L, 13-28		
1995: St. Cloud State	L, 10-34		
1996: North Dakota	W, 28-23		
1997: Mankato State	L, 7-21		

## OUTSTANDING PLAYERS OF THE BEEF BOWL

1977: Gary Maffett, quarterback, South Dakota State
1978: Mark Dunbar, defensive end, South Dakota State
1979: Bill O'Connor, running back, Augustana
1980: Marty Higgins, quarterback, South Dakota State
1981/1982: Mike Law, quarterback, South Dakota State
1983: Tom Nelson, quarterback, St. Cloud State
1984: Tony Mazzu, running back, North Dakota
1985: Dan Sonnek, running back, South Dakota State
1986: Tom Sieh, defensive back, South Dakota State
1987: Chad Andersen, quarterback, South Dakota
1988: Tony Satter, running back, North Dakota State
1989: Chris Simdorn, quarterback, North Dakota State
1990: Lance Dunn, quarterback, Mankato State
1991: Arden Beachy, quarterback, North Dakota State
1992: Shannon Burnell, running back, North Dakota
1993: Dan Nelson, running back, South Dakota State
1994: Darnell Brooks, running back, Northern Colorado
1995: Todd Bouman, quarterback, St. Cloud State
1996: Sterne Akin, linebacker, South Dakota State
1997: Zach Witt, quarterback, Mankato State
1998: Kelly Howe, defensive back, North Dakota
1999: Josh Ranek, running back, South Dakota State
2000: Dale Heiden, defensive back, South Dakota State
2001: Josh Ranek, running back, South Dakota State
2002: Dan Fjeldheim, quarterback, South Dakota State
2003: John Bowenkamp, quarterback, North Dakota
2004: Brad Nelson, quarterback, South Dakota State
2005: Anthony Garnett, quarterback, Cal Poly
2006: Eric Schroeder, defensive lineman, South Dakota State
2007: Kyle Minett, running back, South Dakota State
2008: Danny Batten, defensive lineman, South Dakota State
2009: Ryan Crawford, quarterback, South Dakota State
2010: Kyle Minett, running back, South Dakota State
2011: Shakir Bell, running back, Indiana State
2012: Ross Shafrath, linebacker, South Dakota State
2013: Andrew Brown, defensive back, South Dakota State
2014: Zach Zenner, running back, South Dakota State
2015: Jake Wieneke, wide receiver, South Dakota State
2016: Joe Protheroe, fullback, Cal Poly
2017: Cade Johnson, wide receiver/kick returner, South Dakota State
2018: Taryn Christion, quarterback, South Dakota State
2019: Logan Backhaus, linebacker, South Dakota State
2021: Mike Morgan, tight end, South Dakota State
2022: Mark Gronowski, quarterback, South Dakota State
2023-24: No players selected

## INTERSTATE SERIES

South Dakota State University and the University of South Dakota forged a new component to their long-standing rivalry with the implementation of the South Dakota Showdown Series during the 2012-13 athletics season. The series took on a new name as the Interstate Series after First Interstate Bank became the series sponsor during the 2023-24 athletics season.

The Interstate Series, presented in conjunction with Learfield Sports, uses a point system in which each school earns points based on head-to-head competition and/or Summit League championship finishes in 17 men's and women's sports. Academics have played an essential role as well, and the university compiling the most points by the end of the school year receives the traveling trophy.

SDSU holds an 8-5 lead in the Interstate Series after posting a 14.5-5.5 victory during the recently completed 2024-25 academic year. The Jackrabbits claimed the two points awarded to the football winner with a 20-17 overtime victory over South Dakota on Oct. 26, 2024. The annual football game between the two programs also serves as the tie-breaker should the series end in a tie.

South Dakota State won the first seven football games associated with the South Dakota Showdown Series and 10 overall. Six of the last nine meetings have been decided by one score or less.

The 2025 Showdown Series game is slated for Nov. 8 at the DakotaDome in Vermillion and will be nationally televised on the ESPN family of networks.

## SHOWDOWN SERIES FOOTBALL SCORES

2012: SDSU 31, South Dakota 8
2013: SDSU 27, South Dakota 12
2014: SDSU 37, South Dakota 14
2015: SDSU 30, South Dakota 23
2016: SDSU 28, South Dakota 21
2017: SDSU 31, South Dakota 28
2018: SDSU 49, South Dakota 27
2019: South Dakota 24, SDSU 21
2021: South Dakota 23, SDSU 20
2022: SDSU 28, South Dakota 3
2023: SDSU 37, South Dakota 3
2024: SDSU 20, South Dakota 17 [OT]