



SOUTH DAKOTA STATE UNIVERSITY

JACKRABBIT ATHLETICS NEWS RELEASE

Jackrabbit Sports Information • 2820 HPER Center • Brookings, SD 57007-1497
Football Contact/Assistant AD-Athletic Communications: Jason Hove E-mail: Jason.Hove@sdstate.edu
Office Phone: (605) 688-4623 Mobile: (605) 695-1827 Fax: (605) 688-5999
Facebook: www.facebook.com/jackrabbit.nation Twitter: @GoJacksSDSU Website: www.GoJacks.com

2025 FOOTBALL INFORMATION

New Jackrabbit era begins Saturday

GAME NOTES — AUG. 30



HEAD COACH: Brennan Marion (Tulsa, 2009)
• First season as a collegiate head coach

#14/15 SACRAMENTO STATE (0-0) at #3/3 SOUTH DAKOTA STATE (0-0)

6 p.m. Saturday • Dana J. Dykhouse Stadium; Brookings, S.D.

SERIES NOTE

- Second Meeting (SDSU leads series, 1-0)
- The Jackrabbits recorded a 24-19 victory at Sacramento State in the second round of the 2021 FCS Playoffs on Dec. 4, 2021

MEDIA INFORMATION

- Game will be televised on Midco Sports/ESPN+ with the broadcast team of Tyler Merriam (play-by-play) and Kurtiss Riggs (color analyst)
- Radio pre-game show begins at 4 p.m. Central on the Jackrabbit Sports Network, which includes flagship station WNAX 570 AM-Yankton and the following affiliates:
 - KJJQ 910 AM-Brookings • KXLG 100.3 FM-Milbank • KORN 1490 AM/101.3 FM-Mitchell
 - KELO 1320 AM/KELQ 107.9 FM-Sioux Falls • KCCR 1240 AM/98.9 FM-Pierre
 - KIMM 106.7 FM/1150 AM-Rapid City • KLOH 1050 AM/94.1 FM-Pipestone, Minn.
 - KXLG 99.1 FM-Watertown • KWYR 93.7 FM-Winner
- Radio team of Scotty Kwas (play-by-play), Al Bahe (color) and Brent Bowen (pregame/postgame host) will call the action



HEAD COACH: Dan Jackson (Nebraska-Omaha, 2008)
• First season as a collegiate head coach
STARTERS RETURNING: 5 (3 Off., 1 Def., 1 ST)

2025 SCHEDULE AND RESULTS

AUGUST

30 SACRAMENTO STATE [Precision Ag] 6 p.m.

SEPTEMBER

6 at Montana State 7 p.m.
13 DRAKE [Beef Bowl/Jacks in Black] 6 p.m.
27 MERCYHURST [Hall of Fame] 2 p.m.

OCTOBER

4 *at Youngstown State 5 p.m.
11 *NORTHERN IOWA [Hobo Day] 2 p.m.
18 *at Murray State 6 p.m.
25 *NORTH DAKOTA STATE [Dakota Marker] TBA

NOVEMBER

1 *INDIANA STATE [Military Appreciation] 2 p.m.
8 *at South Dakota [Interstate Series] TBA
15 *ILLINOIS STATE [Senior Day] 2 p.m.
22 *at North Dakota 1 p.m.

*Missouri Valley Football Conference game
All times Central

TALE OF THE TAPE — 2024 SEASON STATISTICS

SACRAMENTO STATE (3-9)	CATEGORY	SOUTH DAKOTA ST. (12-3)
29.3	Points Per Game	36.7
34.8	Points Allowed Per Game	13.9
142.6	Rushing Yardage Per Game	236.1
173.8	Rush Yardage Allowed/Game	93.2
263.1	Passing Yardage Per Game	197.9
11.0	Average Per Catch	12.9
249.6	Pass Yardage Allowed/Game	190.5
405.7	Total Offense Per Game	434.1
423.4	Total Offense Allowed/Game	283.7
19.3	Kick Return Average	16.2
6.8	Punt Return Average	13.0
10-99	Interception Returns	14-263
14-11	Fumbles-Lost	13-6
63-577	Penalties-Yards	73-712
29:34	Time of Possession/Game	31:15
69-169 (41%)	Third-Down Conversions	95-186 (51%)
8-19 (42%)	Fourth-Down Conversions	8-16 (50%)
41-51 (80%, 30 TD)	Red-Zone Offense	55-63 (87%, 45 TD)
40-49 (82%, 31 TD)	Red-Zone Defense	22-31 (71%, 13 TD)

GAME NOTES — SOUTH DAKOTA STATE vs. SACRAMENTO STATE

2024 SCHEDULE AND RESULTS

AUGUST

31 at Oklahoma State L, 20-44

SEPTEMBER

7 INCARNATE WORD W, 45-24

14 AUGUSTANA W, 24-3

21 at Southeastern Louisiana W, 41-0

OCTOBER

5 *at Northern Iowa W, 41-3

12 *YOUNGSTOWN STATE W, 63-13

19 *at North Dakota State L, 9-13

26 *SOUTH DAKOTA [OT] W, 20-17

NOVEMBER

2 *MURRAY STATE W, 52-6

9 *at North Dakota W, 38-7

16 *SOUTHERN ILLINOIS W, 41-10

23 *at Missouri State W, 45-9

DECEMBER

7 ^MONTANA W, 35-18

14 ^INCARNATE WORD W, 55-14

21 ^at North Dakota State L, 21-28

* Missouri Valley Football Conference game

^ Football Championship Subdivision playoff game

SEASON OPENERS IN FCS ERA

2004: UC Davis 52, SDSU 0
 2005: *SDSU 42, Wisconsin-La Crosse 13
 2006: *Wisconsin-La Crosse 17, SDSU 3
 2007: Western Illinois 29, SDSU 26 [4 OT]
 2008: Iowa State 44, SDSU 17
 2009: *SDSU 44, Georgia Southern 6
 2010: Delaware 26, SDSU 3
 2011: *SDSU 29, Southern Utah 28
 2012: Kansas 31, SDSU 17
 2013: *SDSU 55, Butler 14
 2014: Missouri 38, SDSU 18
 2015: SDSU 41, Kansas 38
 2016: Texas Christian 59, SDSU 41
 2017: *SDSU 51, Duquesne 13
 2018: *SDSU 45, Montana State 14
 2019: Minnesota 28, SDSU 21
 2020-21: SDSU 24, Northern Iowa 20
 2021: SDSU 42, Colorado State 23
 2022: Iowa 7, SDSU 3
 2023: *SDSU 45, Western Oregon 7
 2024: Oklahoma State 44, SDSU 20

*denotes home game

Sports Information Contact: Jason Hove

Aug. 27, 2025

BROOKINGS, S.D. — The South Dakota State football team opens a new era Saturday night, when the Jackrabbits kick off the 2025 season by hosting Sacramento State in a matchup between nationally ranked squads.

Kickoff is slated for 6 p.m. at Dana J. Dykhouse Stadium. The game will be televised on Midco Sports and ESPN+.

Saturday's game will be the first for the Jackrabbits under new head coach Dan Jackson. SDSU, which is ranked third in both the Stats Perform and AFCA preseason polls, is coming off a 2024 season in which it posted a 12-3 overall record and advanced to the semifinals of the Football Championship Subdivision playoffs.

Sacramento State also is under new leadership this season as Brennan Marion makes his head coaching debut. Despite a 3-9 record a season ago, the Hornets are ranked 14th by the FCS coaches and 15th by the media in preseason polls after undergoing an overhaul of their roster during the offseason.

The game will be preceded by the Jacks Bash 3 concert Thursday night at Dana J. Dykhouse Stadium, featuring performances by country music stars Blake Shelton, Thomas Rhett and Ty Myers.

THE SERIES: Saturday's game will mark the second meeting between South Dakota State and Sacramento State on the gridiron.

The only previous meeting between the two programs was in the second round of the 2021 FCS playoffs, with the Jackrabbits coming away with a hard-fought, 24-19 road victory. SDSU scored on four of its first five possessions to build a 24-0 lead before having to hold off a furious comeback bid in the second half.

Isaiah Davis rushed 19 times for 108 yards and scored on touchdown runs of 7 and 6 yards to lead the Jackrabbits. Pierre Strong Jr. added a 5-yard touchdown run en route to 73 yards on 14 carries.

FOR OPENERS: In the Football Championship Subdivision era (since 2004), the Jackrabbits have compiled a 10-11 record in season-opening games, with seven of the losses against Football Bowl Subdivision teams.

In the 21 previous seasons, the Jackrabbits opened with a home game eight times and posted a 7-1 record. SDSU most recently opened a season at home in 2024 and recorded a 45-7 victory over Western Oregon.

VERSUS THE BIG SKY: South Dakota State begins the 2025 slate with back-to-back games against ranked teams from the Big Sky Conference. Next week, the Jackrabbits travel to Montana State for a matchup against the preseason No. 2 Bobcats.

During the Division I era of Jackrabbit football (since 2004), South Dakota State has played 34 games against current members of the Big Sky Conference, compiling a 20-14 overall record. Of the 34 games, 11 have been contested in the FCS playoffs, with the Jackrabbits posting a 7-4 mark.

Following is a list of Jackrabbit records against Big Sky opponents since 2004:

UC Davis: 6-1 (1-0 in playoffs)	Montana State: 5-2 (2-1 in playoffs)
Cal Poly: 3-6	Northern Arizona: 1-0 (1-0 in playoffs)
Eastern Washington: 0-1 (0-1 in playoffs)	Northern Colorado: 2-0
Montana: 2-4 (2-2 in playoffs)	Sacramento State: 1-0 (1-0 in playoffs)

Note: SDSU, UC Davis, Cal Poly and Northern Colorado were all members of the Great West Football Conference between 2004-11.

YEAR 22 IN FCS: The 2025 season marks the 22nd year South Dakota State has competed in the Football Championship Subdivision.

Since joining the Division I ranks in 2004, the Jackrabbits have compiled a 184-82 record (.692 winning percentage).

In the decade of the 2020s, SDSU has put together a 60-10 record, which is good for an .857 winning percentage.

GAME NOTES — SOUTH DAKOTA STATE vs. SACRAMENTO STATE

YEAR-BY-YEAR IN FCS ERA

GREAT WEST FOOTBALL CONFERENCE

YEAR	OVERALL	CONF
2004	6-5	2-3
2005	6-5	3-2
2006	7-4	3-1
2007	7-4	4-0
TOTALS	26-18	12-6

MISSOURI VALLEY FOOTBALL CONF.

YEAR	OVERALL	CONF
2008	7-5	6-2
2009	8-4	7-1
2010	5-6	4-4
2011	5-6	4-4
2012	9-4	6-2
2013	9-5	5-3
2014	9-5	5-3
2015	8-4	5-3
2016	9-4	7-1
2017	11-3	6-2
2018	10-3	6-2
2019	8-5	5-3
2020-21	8-2	5-1
2021	11-4	5-3
2022	14-1	8-0
2023	15-0	8-0
2024	12-3	7-1
TOTALS	158-64	99-35
OVERALL TOTALS	184-82	111-41

MVFC HISTORY: The 2025 season marked South Dakota State's 18th as a member of the Missouri Valley Football Conference. Since joining the league in 2008, SDSU is the only program in that span to not have a losing season in conference play.

The Jackrabbits hold a 99-35 record (.739 winning percentage) in MVFC games and have won six or more league games 10 times. SDSU has claimed three league titles in a row, winning outright championships in 2022 and 2023, while finishing in a three-way tie for the top spot in 2024 with North Dakota State and South Dakota.

SDSU compiled a 23-1 record in league play over the past three seasons and put together a 19-game league winning streak from November 2021 until October 2024.

The Jackrabbits also shared league titles in 2016 and during the 2020-21 spring season.

PLAYOFF REGULARS: South Dakota State made its 15th postseason appearance in its football history in 2024, with 14 of those berths coming as a member of the Football Championship Subdivision. SDSU's lone appearance in the NCAA Division II football playoffs came in 1979, when the Jacks dropped a 50-7 decision at Youngstown State.

The Jackrabbits have compiled a 24-13 record in the playoffs and made their 13th straight appearance in the FCS playoffs, including advancing to at least the semifinal round for the fifth season in a row and seventh time in the last eight seasons. SDSU made its first appearance in a national title game during the 2020-21 spring season, falling to Sam Houston, 23-21, then claimed its first-ever national championship in football with a 45-21 victory over North Dakota State in January 2023. The Jacks repeated as national champions during the 2023 campaign with a 23-3 victory over Montana.

SDSU advanced to the FCS national title game each of the three years it held the No. 1 overall seed in the playoff field (16 teams in 2020-21, 24 teams in 2022 & 2023).

ELITE COMPANY: South Dakota State is one of only two Football Championship Subdivision programs to reach the playoffs each of the last 13 seasons. The Jackrabbits secured the Missouri Valley Football Conference's automatic bid to the 2024 playoffs, assuring SDSU of its 13th consecutive postseason appearance and 14th overall at the FCS level.

MVFC rival North Dakota State holds the longest active streak with 15 consecutive trips to the playoffs after gaining an at-large berth to the 2024 tournament.

RANKINGS STREAK: By being ranked third in the final Stats Perform FCS poll of the 2024 season and again to open the 2025 campaign, SDSU has now appeared in the top 25 of 175 consecutive media polls dating back to October 2012.

The Jackrabbits held the top spot in 29 consecutive polls from Oct. 17, 2022, until relinquishing the top spot following their regular season loss at North Dakota State on Oct. 19, 2024.

CAPTAINS: Leading the Jackrabbit football team are six captains:

- Quinten Christensen, Jr., offensive lineman, Wessington Springs;
- Kobe Clayborne, Sr., defensive lineman, Sioux City, Iowa;
- Logan Green, Jr., defensive tackle, Northboro, Iowa;
- Sam Hagen, Sr., offensive lineman, Fordville, North Dakota.;
- Chase Mason, Sr., quarterback, Hurley;
- Joe Ollman, Jr., linebacker, Mequon, Wisconsin.

All six players are first-time captains for the Jackrabbits.

PRESEASON ALL-AMERICANS: Four South Dakota State football players received preseason recognition on the 2025 Stats Perform FCS Preseason All-America Team.

Representing the Jackrabbit offense on the second team was lineman Quinten Christensen. A junior from Wessington Springs, Christensen started all 15 games of the 2024 season at left tackle for a squad that averaged 236.1 yards per game on the ground and allowed only eight sacks the entire year.

QUICK FACTS

SDSU INFORMATION

LOCATION: Brookings, S.D.
ENROLLMENT: 12,065 (fall 2024)
COLORS: Yellow and Blue
NICKNAME: Jackrabbits
AFFILIATION: NCAA Division I Football
 Championship Subdivision
CONFERENCE: Missouri Valley Football Conference
STADIUM: Dana J. Dykhouse Stadium (19,340
 capacity - AstroTurf surface)

ADMINISTRATION

PRESIDENT: Dr. Barry H. Dunn
ALMA MATER: South Dakota State, 1975
ATHLETICS DIRECTOR: Justin Sell
ALMA MATER: Bowling Green (Ohio), 1991
DEPUTY AD/FOOTBALL SUPERVISOR: Slade Larscheid
**SENIOR ASSOCIATE AD—STUDENT-ATHLETE
 EXPERIENCE/SENIOR WOMAN ADMINISTRATOR:** Holly Van
 Vlymen
FACULTY ATHLETICS REPRESENTATIVE: Donna Flint

2024 RECAP

OVERALL RECORD: 12-3
CONFERENCE RECORD: 7-1 (tied for first place in
 Missouri Valley Football Conference)
POSTSEASON: Football Championship Subdivision
 semifinalist (13th consecutive playoff appearance)
HOME RECORD: 8-0
AWAY RECORD: 4-3
FINAL RANKINGS: Third (Stats Perform media)/Third
 (AFCA FCS Coaches)

TEAM INFORMATION

LETTERMEN RETURNING: 32	LETTERMEN LOST: 38
• Offense: 12	• Offense: 15
• Defense: 18	• Defense: 22
• Special Teams: 2	• Special Teams: 1

STARTERS RETURNING: 5
 • Offense: 3 • Defense: 1 • Special Teams: 1

OFFENSIVE STARTERS RETURNING (3): Quentin
 Christensen, OT; Grahm Goering, WR; Sam Hagen, OT.

DEFENSIVE STARTERS RETURNING (1): Kobe Clayborne,
 DL.

SPECIAL TEAMS STARTERS RETURNING (1): Kaydon Olivia,
 LS.

OTHER RETURNING LETTERMEN (27): David Alpers, TE;
 Brenden Begeman, RB; Jon Bell, QB; Kenyon BigBow,
 OL; Cody Cotton, CB (lettered in 2023); Aydan
 Dautermann, CB; Elijah Ervin, WR; Kytan Fyfe, LB;
 Greyton Gannon, TE; Logan Green, DT; Bryce Johnson,
 LB; Dontay Johnson, S; Reis Kirschenman, DE; Jalen
 B. Lee, DB; Chase Mason, QB; Cullen McShane, LB;
 Lofton O'Groske, WR; Joe Ollman, LB; Will Paepke,
 OL; Max Pelham, P; Dawson Ripperda, DE; Noah
 St-Juste, CB; Myles Taylor, CB; Noah Thompson, S;
 Chase Van Tol, LB; Nick Wells, DE; Aaron Wolfcale-
 Holsten, DT.

Defensive lineman Kobe Clayborne also earned second-team team recognition following a 2024 season in which he tied for the team lead with 4.5 sacks. A starter in the final 13 games of the year, the senior from Sioux City, Iowa, finished his first season at SDSU with 34 total tackles and 5.5 tackles for loss.

Incoming transfer Julius Loughridge also earned second-team recognition as an all-purpose back. Loughridge previously excelled at the FCS level at Fordham, where he racked up 3,005 rushing yards over three seasons, including posting back-to-back 1,000-yard campaigns in 2023 (1,146 yards) and 2024 (1,044). The Houston, Texas, native also caught 21 passes for 155 yards last season.

Rounding out the Jackrabbit selections was third-team long snapper Kaydon Olivia. A native of Schertz, Texas, Olivia has been a key member of SDSU's placekicking and punting units on special teams. The Jackrabbits ranked second among FCS teams for net punting in 2024 with an average of 43.04 yards per attempt and have converted 97 percent of their extra-point attempts (138-of-142) over the past two seasons.

In addition, Loughridge has been named to the official watch list for the 2025 Walter Payton Award and Clayborne has been included on the initial listing of 2025 Buck Buchanan Award candidates. Those awards, which are presented to the top offensive and defensive players in the FCS, respectively, will be announced Jan. 3, 2026, in Nashville, Tennessee.

MASON AT THE HELM: Dual-threat quarterback Chase Mason is expected to make his first career start in Saturday's season opener.

A senior from Hurley, Mason saw action in 19 games over the past two seasons while serving as an understudy to 2023 Walter Payton Award winner and two-time All-American Mark Gronowski. Mason has displayed play-making ability both throwing and running the football, including completing 17-of-26 passes for 133 yards and two touchdowns and rushing for 464 yards and six touchdowns a season ago.

In averaging 10.1 yards per carry in 2024, Mason broke off touchdown runs of 38 and 48 yards against Youngstown State, followed by a 66-yarder a week in the regular season matchup against North Dakota State.

BLANKING THE OPPOSITION: Five Jackrabbit victories during their run of success during the 2020s have come by way of a shutout.

SDSU's most recent shutout was a 41-0 whitewashing at Southeastern Louisiana on Sept. 21, 2024. The game against Southeastern Louisiana was also the middle of a three-game stretch in which the Jackrabbits did not allow a touchdown, sandwiched between a 24-3 victory over Augustana and a 41-3 win at Northern Iowa.

In repeating as national champion in 2023, the Jackrabbits posted a trio of shutouts — two of which came in playoff games. SDSU notched a 34-0 victory at Youngstown State late in the 2023 regular season before recording home shutouts against Mercer (41-0) and Albany (59-0) as the Jackrabbits outscored the opposition by a 146-15 margin in the postseason.

The first SDSU shutout of the decade was a 44-0 victory at Indiana State to open the Missouri Valley Conference season in 2021.

COORDINATORS RETURN: While the entire coaching staff turned over between the 2024 and 2025 seasons, several coaches with ties to South Dakota State will once again be on the Jackrabbit sideline, including all three coordinators.

Offensive coordinator Eric Eidsness is back for his third stint in the role. Eidsness, who also coaches the quarterbacks, served as the Jackrabbits' offensive coordinator on two previous occasions — from 1999 until 2003 while SDSU competed at the NCAA Division II level and again from 2010-18. The Jackrabbits made seven straight trips to the Football Championship Subdivision playoffs to close out his second go-around, including back-to-back semifinal berths in 2017 and 2018.

He also held the title of associate head coach under John Stiegelmeier from 2015-18.

PRONUNCIATION GUIDE

COACHES

Zane Busekist	BEW-zah-kist
Eric Eidsness	IDES-ness

PLAYERS

Beau Bakken	BOCK-en
James Basinger	BAY-sing-er
Brenden Begeman	BEG-ah-man
Ernest Blackshire Jr.	BLACK-shy-er
Mason Brosseau	brew-SEW
Alex Bullock	bull-LOCK
Cam Cribari	cruh-BARR-ee
Brayden Delahoyde	DELL-ah-hoid
Sammy Dresie	DRESS-ee
Graham Eben	EE-ben
Sebastyen Fries	frys
Matt Goehring	GARE-ing
Grahm Goering	GORE-ing
Andrew Gustad	GUSS-tad
Micah Hach	hock
Caden Hotz	hotes
Justin Kabera	kah-BEAR-ah
Reggie Kloehn	clain
Joe Kolega	co-LEE-gah
Luke Krempges	KREMP-geez (like McGee)
Coleman Kuntz	COONTS
Maverick LeBrun	lah-BROON
Blake Leiferman	LIFE-er-man
Landyn Lewerke	lah-WORK-ee
Julius Loughridge	LOFF-ridge
Thomas Martian	MAR-tee-ann
Lofton O'Groske	oh-GRAW-ski
Joe Ollman	OHL-man
William Paepke	PAP-key
Joseph Reis	rise
Dawson Ripperda	RIP-er-dah
Noah St-Juste	Saint JOOST
Max Stanard	STAN-ard
Jason Thome	TOM-ee
Jack Thue	THEW-ee
Chase Van Tol	van TOLL
Spencer Wientjes	WENT-jess

With Eidsness directing the offense, the Jackrabbits have posted prolific numbers in both the running and passing games. SDSU has consistently re-written the record book under Eidsness' watch, including establishing 28 new single-game, season and career marks during the 2016 campaign and 15 more in 2017. Among the team records set in 2017 were scoring (521 points), total offense (6,141 yards) and total offense per game (438.6), the last of which had stood for 66 years (437.7 yards per game in 1951).

Most recently, Eidsness worked in similar coaching roles for six seasons at Northern Illinois. The Huskies played in three bowl games, including posting wins in the Camilla Bowl in 2023 and the Famous Idaho Potato Bowl in 2024.

Defensive coordinator Brian Bergstrom is back in Brookings after a three-year stint as head coach at Winona State. He previously was a member of the Jackrabbit defensive coaching staff for five seasons.

Bergstrom first joined the SDSU coaching staff in 2017 as safeties coach and was promoted to co-defensive coordinator in 2019, positions he held through the 2021 season under John Stiegelmeier. SDSU qualified for the Football Championship Subdivision playoffs each of his five seasons in Brookings, including a national title game appearance during the 2020-21 spring season and semifinal berths in 2017, 2018 and the 2021 fall campaign.

Special teams coordinator Isaiah Jackson is new to the SDSU coaching staff, but played linebacker for the Jackrabbits from 2006-09. He ranked fifth on the team with 63 tackles in 2008 and tied for seventh with 52 stops as a senior in 2009, when the Jackrabbits made their first-ever appearance in the Football Championship Subdivision playoffs.

For the past eight seasons, Jackson served on the coaching staff at UC Davis, which won a Big Sky Conference championship in 2018 and earned berths in the FCS playoffs three times (2018, 2021, 2024). He primarily coached the linebackers before moving to special teams coordinator in 2024.

In addition, tight ends coach Vince Benedetto also is a former Jackrabbit student-athlete. He lettered from 2010-13 before embarking on a successful coaching career at the high school level, highlighted by winning a state championship at Sioux Falls Jefferson in 2022.

THE 12TH MAN: South Dakota State has benefited from large crowds coming off the program's back-to-back national championships. In 2023, the Jackrabbits averaged 18,208 fans for regular season games, followed by another record-setting year in 2024 with an average attendance of 18,504 over six regular season home games.

Four games in each of the past two seasons have been sellouts, starting when 19,332 fans came out the for Sept. 9, 2023, showdown against Montana State. The crowd played a big role in the game, helping factor in nine false-start penalties by Montana State in the game, including six in the final quarter.

The 2023 Dakota Marker game against North Dakota State, which was a rematch from the 2022 FCS national championship game, drew a stadium-record 19,431 fans.

SDSU also set program playoff attendance records in all three postseason games it hosted in 2023, highlighted by a crowd of 12,265 in the semifinals against UAlbany.

Large crowds continued to fill Dana J. Dykhouse Stadium in 2024 as the first four Jackrabbit home games this season were sellouts and rank in the top nine for most-attended games in facility history. The Oct. 26 Interstate Series game versus South Dakota attracted 19,351 fans, making it the fifth-largest crowd in the nine-year history of the venue.

DANA J. DYKHUSE STADIUM: Jackrabbit football moved into a new home in September of 2016 with the completion of Dana J. Dykhouse Stadium.

The stadium, which was constructed in phases on the site of SDSU's previous home field, Coughlin-Alumni Stadium, seats 19,340 spectators and cost \$65 million to build.

**DANA J. DYKHOUSE
STADIUM RECORDS**

YEAR-BY-YEAR RECORDS

2016	6-1
2017	7-1
2018	7-0
2019	5-3
2020-21	5-0
2021	5-2
2022	9-0
2023	9-0
2024	8-0
TOTALS	61-7

ATTENDANCE TOP 10

Nov. 4, 2023 • vs. North Dakota State	19,431
Sept. 14, 2024 • vs. Augustana	19,376
Oct. 26, 2019 • vs. North Dakota State	19,371
Oct. 14, 2023 • vs. Northern Iowa	19,357
Oct. 26, 2024 • vs. South Dakota	19,351
Oct. 8, 2022 • vs. South Dakota	19,332
Sept. 9, 2023 • vs. Montana State	19,332
Oct. 12, 2024 • vs. Youngstown State	19,331
Sept. 7, 2024 • vs. Incarnate Word	19,231
Sept. 30, 2023 • vs. North Dakota	19,231

Dana J. Dykhouse Stadium is being funded through private gifts and long-term revenue streams, including concessions and suite, loge box and ticket sales. Bonds are financing nearly two-thirds of the project's construction, with the remaining dollars coming from private support. Lead gifts totaling \$12.5 million from former Jackrabbit football player and Sioux Falls banker Dana Dykhouse and philanthropist T. Denny Sanford were announced in October 2013.

The stadium officially opened Sept. 8, 2016, featuring a concert by country music stars Luke Bryan, Little Big Town and Lee Brice as part of the Jacks Bash opening weekend. The first football game was two days later, on Sept. 10, when the Jacks defeated Drake, 56-28.

SDSU has gone on to post a 61-7 record at Dana J. Dykhouse Stadium during its nine seasons of operation, including a 16-1 mark in FCS playoff games. The Jacks' current home winning streak is 29 games (including playoff games), with their last home loss a 26-17 setback to Northern Iowa on Oct. 23, 2021.

In 2023, the Jackrabbits completed their fifth undefeated season while playing at Dana J. Dykhouse Stadium, compiling an 8-0 record. SDSU previously posted perfect home records in 2018 (7-0), the 2020-21 spring season (5-0) and both 2022 and 2023 (9-0).

Dana J. Dykhouse Stadium was designed by Kansas City-based Crawford Architects, with the construction firm JE Dunn serving as the project manager at risk and Henry Carlson Company of Sioux Falls serving as general contractor.

Dana J. Dykhouse Stadium is being funded through private gifts and long-term revenue streams, including concessions and suite, loge box and ticket sales. Bonds are financing nearly two-thirds of the project's construction, with the remaining dollars coming from private support. Lead gifts totaling \$12.5 million from former Jackrabbit football player and Sioux Falls banker Dana Dykhouse and philanthropist T. Denny Sanford were announced in October 2013.

JACKS IN THE PROS: With the start of the 2025 National Football League season right around the corner, six former South Dakota State standouts appear on opening day rosters, continuing the Jackrabbits' long tradition of developing players into pro prospects.

Headlining the list are a pair of tight ends — Dallas Goedert of the Philadelphia Eagles and Tucker Kraft of the Green Bay Packers.

After being selected in the second round of the 2018 NFL Draft, Goedert has gone on to record 349 receptions for 4,085 yards and 24 touchdowns in seven seasons. He won a Super Bowl ring with the Eagles last season after recording 42 receptions during the regular season and adding 17 more catches during the postseason run.

Kraft put together a breakthrough second season with the Packers in 2024, tallying 50 catches for 707 yards and seven touchdowns. He was a third-round draft choice of Green Bay in 2023 and turned in a strong second half to his rookie season, finishing the year with 31 catches for 355 yards and a pair of touchdowns.

Linebacker Christian Rozeboom earned a Super Bowl ring with the Los Angeles Rams during the 2021 season and is now in his first season with the Carolina Panthers. A starter in both 2023 and 2024 with the Rams, Rozeboom totaled 214 tackles and two interceptions over the last two seasons, including a 135-stop campaign in 2024.

SDSU had two players selected in the NFL Draft in 2024 when Mason McCormick was taken in the fourth round by Pittsburgh and Isaiah Davis was a fifth-round pick of the New York Jets. McCormick settled into a starting role at guard during the 2024 season while Davis saw spot duty for the Jets as a rookie, finishing the year with 30 carries for 174 yards and a touchdown, as well as notching nine receptions for 75 yards and a score. Davis also returned nine kickoffs for 232 yards (25.8 yards per return) and registered seven tackles on special teams.

GAME NOTES — SOUTH DAKOTA STATE vs. SACRAMENTO STATE

OVERTIME GAMES

1998:	SDSU 30, Nebraska-Omaha [2 OT] (Oct. 17, 1998, at Coughlin-Alumni Stadium)
2002:	Augustana 39, SDSU 33 [3 OT] (Oct. 19, 2002, at Sioux Falls)
2004:	Southern Utah 23, SDSU 17 [2 OT] (Nov. 13, 2004, at Cedar City, Utah)
2007:	Western Illinois 29, SDSU 26 [4 OT] (Aug. 30, 2007, at Macomb, Ill.)
2008:	McNeese State 46, SDSU 44 [3 OT] (Oct. 4, 2008, at Coughlin-Alumni Stadium)
2011:	SDSU 43, Missouri State 36 [2 OT] (Oct. 29, 2011, at Springfield, Mo.)
2013:	SDSU 37, Northern Iowa 34 [2 OT] (Oct. 26, 2013, at Coughlin-Alumni Stadium)
2015:	Western Illinois 30, SDSU 24 [2 OT] (Nov. 21, 2015, at Macomb, Ill.)
2017:	SDSU 27, Illinois State 24 [OT] (Nov. 11, 2017, at Dana J. Dykhouse Stadium)
2018:	SDSU 54, Indiana State 51 [OT] (Oct. 6, 2018, at Dana J. Dykhouse Stadium)
2021:	Southern Illinois 42, SDSU 41 [OT] (Oct. 9, 2021, at Dana J. Dykhouse Stadium)
2024:	SDSU 20, South Dakota 17 [OT] (Oct. 26, 2024, at Dana J. Dykhouse Stadium)
Overall, SDSU is 6-6 in overtime games	

Another member of the Jackrabbits' back-to-back national championship teams, Isaiah Stalbird, is in his second season with the New Orleans Saints. Stalbird contributed mostly on special teams in 2024, notching three tackles.

Several other former Jackrabbit standouts were among their respective teams' final cuts earlier week, including: quarterback Chris Oladokun (Kansas City), running back Pierre Strong, Jr. (Cleveland), cornerback Dalys Beanum (New Orleans) and running back Amar Johnson (Green Bay).

Leading the list of Jackrabbit pro football alumni are Hall of Famer Jim Langer and the NFL's career scoring leader, Adam Vinatieri.

Langer who played football at SDSU from 1967-69 and also was an All-American in baseball, played center on every offensive down during the Miami Dolphins' perfect season in 1972. He was a first-team All-Pro four times and was selected to play in six Pro Bowl games. He played in three Super Bowl games with the Dolphins from 1970-79 before finishing his career with the Minnesota Vikings from 1980-81. Langer passed away in September 2019.

Vinatieri wrapped up his playing career after becoming the NFL's all-time scoring leader in 2018 as a member of the Indianapolis Colts. Over Vinatieri's 24 seasons from 1996-2019, his totals include NFL bests of 599-of-715 on field goal attempts, 83.8 percent, and 2,673 career points. He also ranks second in career extra points with 874.

In all, Vinatieri set 15 NFL records, including 21 100-point seasons.

DAN JACKSON SHOW: The Dan Jackson Show airs throughout the 2025 season.

The weekly, hour-long show originates in front of a live audience at 6 p.m. Mondays at Cubby's Sports Bar and Grill in downtown Brookings. Hosted by Tyler Merriam, the show airs along the Jackrabbit Sports Network, including flagship station WNAX 570 AM, and can be heard through the Jackrabbit app and online at GoJacks.com. In addition to radio, broadcasts also will be available for free live viewing on SDSU Athletics' Facebook and YouTube accounts (@GoJacksSDSU), as well as Midco Sports Plus. Replays of the shows will be televised on Midco Sports linear channels Tuesdays at 6 p.m. and Saturdays at 9 a.m.

Weekly segments include interviews with Jackrabbit coaches, student-athletes and others associated with SDSU football. Fans can submit questions through social media platforms and fans in attendance can register for weekly prizes.

A LOOK AHEAD: The Jackrabbits will play their first road game of the season, traveling to second-ranked Montana State. Kickoff is slated for 6 p.m. Mountain Time (7 p.m. Central) at Bobcat Stadium in Bozeman, Montana.

DEPTH CHART vs. SACRAMENTO STATE

OFFENSE

LT	69	QUINTEN CHRISTENSEN, 6-5, 300, Jr., Wessington Springs, S.D.
	63	Kyan Rauk, 6-8, 300, R-Fr., Northfield, Minn.
LG	77	William Paepke, 6-5, 315, So., Rapid City, S.D.
	58	Jackson Kerstin, 6-4, 285, So., Naperville, Ill.
C	54	Shane Willenbring, 6-4, 305, R-Fr., La Crosse, Wis.
or	53	Caden Hotz, 6-2, 290, R-Fr., Waverly, Iowa
RG	62	Kenyon BigBow, 6-5, 310, So., Anadarko, Okla.
or	73	Nate Adams, 6-7, 330, Sr., Flower Mound, Texas
RT	76	SAM HAGEN, 6-6, 320, Sr., Fordville, N.D.
	63	Kyan Rauk, 6-8, 300, R-Fr., Northfield, Minn.
TE	88	Greyton Gannon, 6-4, 235, Jr., Eagle, Wis.
	83	John Pica, 6-4, 280, Jr., Dell Rapids, S.D.
or	4	David Alpers, 6-6, 255, Jr., Sioux Falls, S.D.
WR	12	GRAHM GOERING, 6-2, 210, Sr., Iowa City, Iowa
	2	Isaiah Garcia-Castaneda, 6-1, 200, Gr., Twentynine Palms, Calif.
WR	84	Alex Bullock, 6-2, 205, Sr., Omaha, Neb.
	19	Jack Smith, 6-0, 195, R-Fr., Sioux Falls, S.D.
WR	1	Lofton O'Groske, 6-2, 210, So., Coon Rapids, Minn.
	8	Sammy Dresie, 6-2, 195, R-Fr., Maize, Kan.
QB	7	Chase Mason, 6-4, 240, Sr., Hurley, S.D.
	13	Luke Marble, 6-4, 210, R-Fr., Smyrna, Ga.
RB	15	Julius Loughridge, 6-0, 215, Gr., Houston, Texas
	24	Brenden Begeman, 6-2, 210, So., Selby, S.D.

Returning starters indicated in CAPS

DEFENSE

DE	99	Dawson Ripperda, 6-4, 255, Jr., Larchwood, Iowa
	97	Blake Leiferman, 6-5, 265, R0Fr., Kimball, S.D.
DT	94	KOBE CLAYBORNE, 6-0, 280, Sr., Sioux City, Iowa
	91	Jace Sifore, 6-4, 290, Jr., Howard, S.D.
DT	51	Logan Green, 6-4, 290, Jr., Northboro, Iowa
	55	Aaron Wolfcale-Holsten, 6-2, 285, Sr., Gilbert, Ariz.
DE	8	Reis Kirschenman, 6-4, 265, So., Tea, S.D.
	93	Kevin Spelman, 6-5, 260, Gr., New Lenox, Ill.
LB	5	Cullen McShane, 6-2, 230, Jr., Marquette, Iowa
(Will)	33	Bryce Johnson, 6-3, 220, Jr., Parker, Colo.
LB	11	Joe Ollman, 6-1, 230, Jr., Mequon, Wis.
(Mike)	9	Matt Goehring, 6-1, 220, Jr., Sioux Falls, S.D.
LB	28	Chase Van Tol, 6-1, 200, So., Tea, S.D.
(Sam)	47	Kytan Fyfe, 6-2, 210, Jr., Grand Island, Neb.
LCB	2	Myles Taylor, 6-1, 175, Sr., Gilbert, Ariz.
	0	Isaiah Johnson, 6-0, 185, Sr., Chicago Heights, Ill.
or	16	Noah St-Juste, 5-10, 175, So., Montreal, Quebec
FS	6	Jalen Lee, 6-0, 200, Jr., Wentzville, Mo.
	25	Koby Bretz, 6-2, 210, Sr., Omaha, Neb.
SS	3	Dontay Johnson, 6-2, 205, Jr., Fort Collins, Colo.
	27	Noah Thompson, 6-0, 185, Jr., Brandon, S.D.
RCB	1	Jayden Oliver, 6-4, 185, Gr., Tampa, Fla.
	13	Aydan Dautermann, 6-2, 195, Sr., Hartford, Wis.

SPECIAL TEAMS

PK	26	Eli Stader, 6-0, 225, Gr., Cedar Grove, Wis.	KOR	2	Isaiah Garcia-Castaneda, 6-1, 200, Gr., Twentynine Palms, Calif.
	81	Ryan Harrington, 6-3, 175, Fr., Ankeny, Iowa		1	Lofton O'Groske, 6-2, 210, So., Coon Rapids, Minn.
P	41	Max Pelham, 6-1, 195, Sr., Ankeny, Iowa	or	24	Brenden Begeman, 6-2, 210, So., Selby, S.D.
	26	Eli Stader, 6-0, 225, Gr., Cedar Grove, Wis.	PR	2	Isaiah Garcia-Castaneda, 6-1, 200, Gr., Twentynine Palms, Calif.
Long Snaps	37	KAYDON OLIVIA, 5-11, 215, Sr., Schertz, Texas		2	Myles Taylor, 6-1, 175, Sr., Gilbert, Ariz.
	59	Carson Strohbeen, 6-1, 210, So., Sioux City, Iowa			
Holder	41	Max Pelham, 6-1, 195, Sr., Ankeny, Iowa			
	5	Jon Bell, 6-3, 205, Jr., Naperville, Ill.			

COACHING AND SUPPORT STAFF

Head Coach: Dan Jackson
 Offensive Coordinator/Quarterbacks: Eric Eidsness
 Defensive Coordinator/Safeties: Brian Bergstrom
 Special Teams Coordinator: Isaiah Jackson
 Offensive Line: Mike Bangtson
 Tight Ends: Vince Benedetto
 Wide Receivers: Luke Bengtson
 Linebackers: Zane Busekist
 Running Backs/Recruiting Coordinator: Deontae Cooper
 Defensive Line: Logan McCormick
 Cornerbacks: Marcus McLin

Quality Control: Robert Armand (defensive backs), Caleb Baker (offensive line), Cody Brown (special teams), Jonah Chong (wide receivers), DyShawn Gales (cornerbacks), Noah Kent (defensive line), Jade Lawrence (linebackers), C.J. Pickrel (quarterbacks)
 Video Coordinator: Brock Swanson
 General Manager: Tyler Wrice
 Director of Football Operations: Ethan Beisner
 Director of Football Performance: Nathan Morris
 Football Equipment: Trey Mason
 Sports Medicine: Charlie Miller, Hallie Hawe, Megan Blomberg



South Dakota State University JACKRABBITS

2025 Football Roster

No.	NAME	Pos	Ht	Wt	Yr	HOMETOWN	No.	NAME	Pos	Ht	Wt	Yr	HOMETOWN
0	Landon Dulaney	WR	6-2	200	Fr.	Brandon, S.D.	41	Spencer Wientjes	LB	6-0	215	Fr.	Watertown, S.D.
0	Isaiah Johnson	CB	6-0	185	Sr.	Chicago Heights, Ill.	42	Brady Kurt	LB	6-2	190	Fr.	Independence, Iowa
1	Lofton O'Groske	WR	6-2	210	So.	Coon Rapids, Minn.	43	Cam Cribari	S	6-0	175	Fr.	West Des Moines, Iowa
1	Jayden Oliver	CB	6-4	185	Gr.	Tampa, Fla.	43	Andrew Gustad	TE	6-1	235	Jr.	Volin, S.D.
2	Isaiah Garcia-Castaneda	WR	6-1	200	Gr.	Twentynine Palms, Calif.	44	Casey Larson	LB	6-2	205	Fr.	Woodinville, Wash.
2	Myles Taylor	CB	6-1	175	Sr.	Gilbert, Ariz.	44	Josh Myers	RB	6-0	190	Fr.	Sioux Falls, S.D.
3	Dontay Johnson	S	6-2	205	Jr.	Fort Collins, Colo.	45	Boden Schiller	LB	6-1	200	R-Fr.	Volga, S.D.
4	David Alpers	TE	6-6	255	Jr.	Sioux Falls, S.D.	46	Shane Henderson	TE	6-6	235	Fr.	Mobridge, S.D.
4	Andrew Price	LB	6-1	205	Fr.	West Des Moines, Iowa	46	Maverick LeBrun	DE	6-5	235	Fr.	Flandreau, S.D.
5	Jon Bell	QB	6-3	205	Jr.	Naperville, Ill.	46	Evan McCarty	TE	6-5	260	Fr.	Hamel, Minn.
5	Cullen McShane	LB	6-2	230	Jr.	Marquette, Iowa	47	Kytan Fyfe	LB	6-2	210	Jr.	Grand Island, Neb.
6	Elijah Ervin	WR	6-1	195	Sr.	Phoenix, Ariz.	48	Krayton Bergstrom	K	5-7	165	Fr.	Winona, Minn.
6	Jalen B. Lee	CB	6-0	200	Jr.	Wentzville, Mo.	48	Jack Nash	LB	6-1	185	R-Fr.	Palmer, Alaska
7	Chase Mason	QB	6-4	240	Sr.	Hurley, S.D.	49	Luke Krempges	DE	6-4	235	Fr.	Sioux Falls, S.D.
8	Sammy Dresie	WR	6-2	195	R-Fr.	Maize, Kan.	49	Jozef Reisz	TE	6-3	235	Fr.	Woodbine, Iowa
8	Reis Kirschenman	DE	6-4	265	So.	Tea, S.D.	50	Nick Wells	DE	6-4	260	R-Fr.	Sioux City, Iowa
9	Matt Goehring	LB	6-1	220	Jr.	Sioux Falls, S.D.	51	Logan Green	DT	6-4	290	Jr.	Northboro, Iowa
9	Preston Otter	QB	6-3	210	Fr.	Hemlock, Mich.	52	Brody Targgart	DT	6-2	295	Jr.	Ankeny, Iowa
10	Brayden Delahoyde	TE	6-5	245	R-Fr.	Spearfish, S.D.	53	Caden Hotz	OL	6-2	290	R-Fr.	Waverly, Iowa
11	Joe Ollman	LB	6-1	230	Jr.	Mequon, Wis.	54	Shane Willenbring	OL	6-4	305	R-Fr.	La Crosse, Wis.
11	Luke Womack	WR	6-4	205	Fr.	Happy Valley, Ore.	55	Aaron Wolfcale-Holsten	DT	6-2	285	Sr.	Gilbert, Ariz.
12	Graham Goering	WR	6-2	210	Sr.	Iowa City, Iowa	57	Sam Christensen	DT	6-2	250	Fr.	Rock Rapids, Iowa
12	Jason Thome	S	6-0	190	Jr.	Arvada, Colo.	58	Jackson Kerstin	OL	6-4	285	So.	Naperville, Ill.
13	Aydan Dautermann	CB	6-2	195	Sr.	Hartford, Wis.	59	Carson Strohbeen	LS	6-1	210	So.	Sioux City, Iowa
13	Luke Marble	QB	6-4	210	R-Fr.	Smyrna, Ga.	62	Kenyon BigBow	OL	6-5	310	So.	Anadarko, Okla.
14	Reese Osgood	WR	5-11	185	Jr.	Franklin, Wis.	63	Kyan Rauk	OL	6-8	300	R-Fr.	Northfield, Minn.
15	Julius Loughridge	RB	6-0	215	Gr.	Houston, Texas	64	Thomas Dwyer	OL	6-6	285	Fr.	Oconomowoc, Wis.
16	Jack Henry	QB	6-2	215	R-Fr.	Dell Rapids, S.D.	65	Landyn Lewerke	OL	6-3	285	Fr.	Mason City, Iowa
16	Noah St-Juste	CB	5-10	175	So.	Montreal, Quebec	66	Brock Osbahr	OL	6-2	295	Fr.	De Pere, Wis.
17	Ernest Blackshire Jr.	LB	6-2	215	Jr.	Milwaukee, Wis.	67	Ian Mutchler	OL	6-4	300	So.	Morton, Ill.
17	Jack Thue	QB	6-2	205	R-Fr.	Brandon, S.D.	69	Quinten Christensen	OL	6-5	300	Jr.	Wessington Springs, S.D.
18	Ky Oday Jr.	WR	5-11	170	Jr.	Denver, Colo.	70	Lincoln Semchenko	OL	6-5	295	Fr.	Brandon, S.D.
19	Jack Smith	WR	6-0	195	R-Fr.	Sioux Falls, S.D.	71	Reggie Kloehn	DT	6-1	270	Fr.	Fremont, Wis.
20	Graham Eben	LB	6-1	200	R-Fr.	Rock Rapids, Iowa	73	Nate Adams	OL	6-7	330	Sr.	Flower Mound, Texas
21	Myles Green	CB	6-0	180	Fr.	Homewood, Ill.	74	JB Walters	OL	6-4	280	Fr.	Grand Forks, N.D.
22	Jamari Holliman	CB	6-0	190	So.	Miami, Fla.	76	Sam Hagen	OL	6-6	320	Sr.	Fordville, N.D.
23	Joe Kolega	WR	5-11	190	Fr.	Omaha, Neb.	77	William Paepke	OL	6-5	315	So.	Rapid City, S.D.
24	Brenden Begeman	RB	6-2	210	So.	Selby, S.D.	78	Micah Hach	OL	6-4	295	Fr.	Watertown, S.D.
25	Koby Bretz	S	6-2	210	Sr.	Omaha, Neb.	79	Thomas Martian	OL	6-3	280	R-Fr.	Rapid City, S.D.
26	Eli Stader	K	6-0	225	Gr.	Cedar Grove, Wis.	80	Zac Van Meeteren	WR	6-6	215	Fr.	Hayti, S.D.
27	Noah Thompson	S	6-0	185	Jr.	Brandon, S.D.	81	Ryan Harrington	K	6-3	175	Fr.	Ankeny, Iowa
28	Chase Van Tol	LB	6-1	200	So.	Tea, S.D.	82	Coleman Kuntz	TE	6-3	240	Sr.	Beaumont, Calif.
29	Corey Blair Jr.	RB	6-3	210	Fr.	Kernersville, N.C.	83	John Pica	TE	6-4	280	Jr.	Dell Rapids, S.D.
30	Cody Cotton	CB	6-0	185	Jr.	Pleasant Prairie, Wis.	84	Alex Bullock	WR	6-2	205	Gr.	Omaha, Neb.
31	Carter York	S	5-11	195	Fr.	Sycamore, Ill.	85	Joe Roll	WR	5-9	190	So.	Gretna, Neb.
32	James Basinger	RB	5-10	200	Fr.	Littleton, Colo.	86	TyJohn Brooks	WR	5-8	165	Fr.	Minneapolis, Minn.
33	Bryce Johnson	LB	6-3	220	Jr.	Parker, Colo.	87	Ben Brooks	TE	6-8	235	Fr.	Madison, S.D.
33	Jalyn Thompson	TE	6-2	255	So.	West Des Moines, Iowa	88	Greyton Gannon	TE	6-4	235	Jr.	Eagle, Wis.
34	Josiah Johnson	RB	6-0	220	Fr.	Milwaukee, Wis.	89	Sebastyen Fries	TE	6-2	225	Fr.	Lakeville, Minn.
34	Jackson Powers	DB	5-11	185	So.	Maple Grove, Minn.	90	Danny Bradley	DE	6-4	260	Fr.	Windermere, Fla.
35	Finn Benz	S	6-2	190	Fr.	St. Paul, Minn.	91	Jace Sifore	DT	6-4	290	Jr.	Howard, S.D.
35	Quinton Renfro	RB	5-11	205	R-Fr.	Joplin, Mo.	92	Sam Watts	DE	6-3	245	R-Fr.	Cedar Rapids, Iowa
36	Justin Kabera	CB	5-11	170	Fr.	Harrisburg, Minn.	93	Kevin Spelman	DE	6-5	260	Gr.	New Lenox, Ill.
37	Austin Bradley	CB	6-0	165	Fr.	Chandler, Ariz.	94	Kobe Clayborne	DL	6-0	280	Sr.	Sioux City, Iowa
37	Kaydon Olivia	LS	5-11	215	Sr.	Schertz, Texas	95	Mason Brosseau	DT	6-3	310	Sr.	Hanford, Calif.
38	Max Stanard	S	5-11	190	R-Fr.	Manhattan, Kan.	96	Rhett Schaefer	DE	6-3	255	R-Fr.	Walcott, Iowa
39	Beau Bakken	LB	6-4	215	Fr.	Garretson, S.D.	97	Blake Leiferman	DE	6-5	265	R-Fr.	Kimball, S.D.
40	Kevin Carrigan Jr.	K	6-1	200	Jr.	Warrington, Pa.	98	Mac Muller	DT	6-1	270	R-Fr.	Osage, Iowa
40	Liam Shaw	DE	6-3	250	Fr.	Muskego, Wis.	99	Anthony Erickson	K	5-10	190	So.	Sioux Falls, S.D.
41	Max Pelham	P	6-1	195	Sr.	Ankeny, Iowa	99	Dawson Ripperda	DE	6-4	255	Jr.	Larchwood, Iowa



DAN JACKSON

Head Coach • First Season

Alma Mater: Nebraska-Omaha, 2008

Dan Jackson was named the 22nd head football coach in South Dakota State history on Dec. 31, 2024. His hiring marked a return to the Jackrabbit program which he previously was associated with as both a student-athlete and assistant coach.

"South Dakota State is a special place and it's just so comforting to be back. I cannot wait to begin this journey and make this university and this football program even more special than it already is," Jackson said during his introductory press conference. "I'm ready. I'm prepared. I have seen and experienced so many different things throughout my career that I have no doubt that we're going to take this football program to new heights."

An Omaha native, Jackson began his association with SDSU football as a player from 2003-05. He joined the Jackrabbits' coaching staff as a graduate assistant in 2012, when SDSU began its current streak of 13 consecutive appearances in the Football Championship Subdivision playoffs. He was elevated to cornerbacks coach in 2014 and also served as recruiting coordinator, special teams coordinator and assistant head coach under John Stiegelmeier before moving on to Northern Illinois following the 2019 season.

Jackson coached two seasons at Northern Illinois, then was hired at Vanderbilt, where he coached defensive backs during the 2022 and 2023 seasons. In 2024, Jackson became a defensive coordinator for the first time when he joined the coaching staff at Idaho under former Jackrabbit colleague Jason Eck. He also coached the linebackers for a Vandals squad that advanced to the quarterfinals of the FCS playoffs. Jackson recently was tabbed to become defensive coordinator at New Mexico under Eck.

"There's a new landscape in college football and those things can change, and morph and move, but our standards will not change," Jackson said. "Our goal will always be to win a national championship. Our goal will always be to be the best football program in the country. We will evolve and we will grow and we will thrive in the new landscape of college football."

Joining Jackson in Brookings is his wife, Missy.

WHAT OTHERS ARE SAYING

"(Dan Jackson) will represent the core values of not only the Athletic Department, but this university, that guide us daily. I want to stress that the football program at SDSU is moving forward. We will continue to have the success on and off the field we have come to appreciate. Our next chapter is just unfolding and I am extremely excited." — SDSU President Barry Dunn

"We've spent years building success on the fields, we've spent years building success in the classroom and we've spent years working to fill this building and the stands. We know who we are and we're really proud of the impact that we have on this university. But what we needed was a leader that understood this, could embrace it, but who also could help us navigate all the challenges we are facing in college athletics moving forward." — SDSU Director of Athletics Justin Sell

"Dan Jackson is a passionate leader who cares for the individuals in the program. He is positive, he is a tremendous recruiter and he is a true Jackrabbit. He will give SDSU his best." — John Stiegelmeier, former SDSU head coach (1997-2022)

"Knowing how special and personal it is to coach at your alma mater, I'm thrilled for Dan to have the opportunity to return to Brookings. His energy, positivity and coaching experience will be tremendous assets as he begins building on Coach Stiegelmeier's championship legacy. I cannot wait to see what's ahead for Jackrabbit Football." — Clark Lea, Vanderbilt head coach

"From the time I first worked with Dan Jackson in 2016, I knew he would be a head coach. Dan did an outstanding job leading our defense last year. His ability to connect with people of all backgrounds, his work ethic and his energy make him ready for this opportunity." — Jason Eck, New Mexico head coach

"I am extremely excited for Dan and Missy for the opportunity presented to them at South Dakota State. Dan has a passion for coaching, he is extremely organized and thorough, and always saw the big picture even as an assistant. It is professionally fulfilling to witness Dan Jackson rise to become the head coach at his alma mater. Dan Loves SDSU with all of his heart and will do an excellent job keeping the championship standards. I wish him all the best." — Thomas Hammock, Northern Illinois head coach



7-CHASE MASON

6-4, 240, Senior • Quarterback

Hurley, South Dakota (Viborg-Hurley H.S./Nebraska)

CAREER NOTES:

- Began collegiate career as a baseball student-athlete at Nebraska
- His 161 rushing yards against Youngstown State on Oct. 12, 2024, are the most in a game by a Jackrabbit quarterback in the Division I era
- Missouri Valley Football Conference Commissioner's Academic Excellence Award (2024)
- MVFC Honor Roll (2022, 2023, 2024)
- Team Captain (2025)

CHASE MASON'S CAREER STATISTICS

Year	GP	Eff.	Comp	Att	Int	Pct.	Yds	TD	LG	Rush	Yds	TD	LG
2022	DNP-Injury												
2023	9	160.49	16	26	0	61.5	267	1	*71	16	184	2	*69
2024	10	133.74	17	26	0	65.4	133	2	19	46	464	6	*69
Career	19	147.12	33	52	0	63.5	400	3	*71	62	648	8	*69

* denotes touchdown

Note: Also has two career receptions for total of minus-2 yards

CHASE MASON'S 2023 GAME-BY-GAME STATISTICS

Game	Comp	Att	Int	Yds	TD	LG	Rush	Yds	TD	LG
Western Oregon	5	9	0	67	0	31	3	40	1	33
Montana State	DNP									
Drake	3	4	0	33	0	20	1	69	1	*69
North Dakota	0	0	0	0	0	0	0	0	0	0
Illinois State	DNP									
Northern Iowa	0	0	0	0	0	0	2	5	0	4
Southern Illinois	DNP									
South Dakota	0	1	0	0	0	0	2	29	0	21
North Dakota State	DNP									
Youngstown State	3	4	0	29	0	15	3	14	0	7
Missouri State	0	0	0	0	0	0	2	12	0	7
Mercer	4	6	0	67	0	32	2	9	0	5
Villanova	DNP									
UAlbany	1	2	0	71	1	*71	1	6	0	6
Montana	DNP									
Season Totals	16	26	0	267	1	*71	16	184	2	69

CHASE MASON'S 2024 GAME-BY-GAME STATISTICS

Game	Comp	Att	Int	Yds	TD	LG	Rush	Yds	TD	LG
Oklahoma State	0	0	0	0	0	0	1	0	0	0
Incarnate Word	0	0	0	0	0	0	4	30	0	16
Augustana	DNP									
SE Louisiana	1	2	0	11	0	11	7	56	1	31
Northern Iowa	3	4	0	28	0	12	7	9	1	8
Youngstown State	2	2	0	12	1	8	5	161	2	*69
North Dakota State	0	0	0	0	0	0	5	80	1	*66
South Dakota	1	1	0	0	0	0	4	14	0	4
Murray State	10	16	0	82	1	19	7	68	1	23
North Dakota	DNP									
Southern Illinois	DNP									
Missouri State	DNP									
Montana	DNP									
Incarnate Word	0	0	0	0	0	0	3	44	0	18
North Dakota State	0	1	0	0	0	0	3	2	0	3
Season Totals	17	26	0	133	2	19	46	464	6	*69



94-KOBE CLAYBORNE

6-0, 280, Senior • Defensive Lineman

Sioux City, Iowa (Bishop Heelan H.S./Northwest Missouri State)

CAREER NOTES:

- Buck Buchanan Award Watch List (2025)
- All-Missouri Valley Football Conference Honorable Mention (2024)
- MVFC All-Newcomer Team (2024)
- Second-team all-MIAA honors at Northwest Missouri State (2023) after tying for team lead with six sacks
- College Sports Communicators Division II Academic All-America Second Team (2023)
- MVFC Commissioner's Academic Excellence Award (2024)
- MVFC Honor Roll (2024)
- Team Captain (2025)

KOBE CLAYBORNE'S CAREER STATISTICS (SDSU ONLY)

YEAR	G	SOLO	AST	TOTAL	TFL-Yds	SACK-Yds	PBU	INT-Yds	BK	FR-Yds	FF
2024	15	17	17	34	5.5-26	4.5-21	0	0-0	0	1-0	0
CAREER	15	17	17	34	5.5-26	4.5-21	0	0-0	0	1-0	0

KOBE CLAYBORNE'S 2024 GAME-BY-GAME STATISTICS

Game	Solo	Ast	Total	TFL-Yds	Sack-Yds	Int-Yds	FF	FR
Oklahoma State	2	2	4	0-0	0-0	0-0	0	0
Incarnate Word	0	1	1	0-0	0-0	0-0	0	0
Augustana	4	1	5	1.0-5	0-0	0-0	0	0
SE Louisiana	1	1	2	1.5-10	1.5-10	0-0	0	0
Northern Iowa	0	0	0	0-0	0-0	0-0	0	1
Youngstown St.	0	0	0	0-0	0-0	0-0	0	0
North Dakota St.	0	4	4	0-0	0-0	0-0	0	0
South Dakota	0	1	1	0-0	0-0	0-0	0	0
Murray State	0	2	2	0-0	0-0	0-0	0	0
North Dakota	2	0	2	0-0	0-0	0-0	0	0
Southern Illinois	2	1	3	1.0-2	1.0-2	0-0	0	0
Missouri State	0	0	0	0-0	0-0	0-0	0	0
Montana	3	1	4	0-0	0-0	0-0	0	0
Incarnate Word	2	3	5	1.0-1	1.0-1	0-0	0	0
North Dakota St.	1	0	1	1.0-8	1.0-8	0-0	0	0
Season Totals	17	17	34	5.5-26	4.5-21	0-0	0	1

FOOTBALL CHAMPIONSHIP SUBDIVISION POLLS

STATS PERFORM FCS POLL — PRESEASON

PL.	SCHOOL	2024 RECORD	POINTS	PR
1.	North Dakota State [54]	14-2	1,398	1
2.	Montana State [1]	15-1	1,335	2
3.	<i>South Dakota State</i>	12-3	1,266	3
4.	South Dakota [1]	11-3	1,227	4
5.	Incarnate Word	11-3	1,138	6
6.	Illinois State	10-4	1,015	11
7.	Montana	9-5	1,004	10
8.	UC Davis	11-3	938	5
9.	Rhode Island	11-3	928	9
10.	Tarleton State	10-4	912	13
11.	Mercer	11-3	824	8
12.	Idaho	10-4	747	7
13.	Villanova	10-4	737	12
14.	Lehigh	9-4	493	20
15.	Sacramento State	3-9	492	NR
16.	Abilene Christian	9-5	436	14
17.	Jackson State	12-2	336	18
18.	Western Carolina	7-5	335	NR
19.	Northern Arizona	8-5	312	22
20.	Southern Illinois	4-8	310	NR
21.	Tennessee Tech	7-5	284	NR
22.	Monmouth (N.J.)	6-6	274	NR
23.	Stephen F. Austin	7-5	183	NR
24.	Stony Brook	8-4	181	NR
25.	Richmond	10-3	154	15

Notes: First-place votes in brackets; opponents listed in **bold**

Teams receiving votes: Harvard, 139; Southeast Missouri State, 127; Southern Utah, 123; UT Martin, 92; **North Dakota, 88**; Eastern Kentucky, 80; Chattanooga, 69; East Tennessee State, 68; South Carolina State, 35; New Hampshire, 22; Tennessee State, 21; Southeastern Louisiana, 19; North Carolina Central, 18; **Youngstown State, 16**; Duquesne, 2.

AFCA FCS COACHES' POLL — PRESEASON

PL.	SCHOOL	2024 RECORD	POINTS	PR
1.	North Dakota State [26]	14-2	650	1
2.	Montana State	15-1	612	2
3.	<i>South Dakota State</i>	12-3	581	3
4.	Incarnate Word	11-3	541	6
5.	South Dakota	11-3	521	4
6.	Illinois State	10-4	466	9
7.	UC Davis	11-3	456	5
8.	Tarleton State	10-4	454	12
9.	Montana	9-5	447	13
10.	Rhode Island	11-3	416	11
11.	Mercer	11-3	396	7
12.	Idaho	10-4	371	8
13.	Villanova	10-4	338	10
14.	Sacramento State	3-9	265	NR
15.	Lehigh	9-4	207	22
16.	Abilene Christian	9-5	203	15
17.	Jackson State	12-2	200	14
18.	Northern Arizona	8-5	168	21
19.	Western Carolina	7-5	147	NR
20.	Southern Illinois	4-8	132	NR
21.	Monmouth (N.J.)	6-6	116	NR
22.	Richmond	10-3	111	17
23.	Tennessee Tech	7-5	111	NR
24.	Stephen F. Austin	7-5	82	NR
25.	Stony Brook	8-4	69	NR

Notes: First-place votes in brackets; opponents listed in **bold**

Teams receiving votes: UT Martin, 50; Harvard, 40; Southeastern Louisiana, 36; South Carolina State, 25; Southeast Missouri State, 25; East Tennessee State, 24; New Hampshire, 21; Eastern Kentucky, 19; **North Dakota, 19**; **Youngstown State, 16**; Chattanooga, 14; Tennessee State, 14; Dartmouth, 13; North Carolina Central, 13; Central Connecticut State, 11; Southern Utah, 9; Lafayette, 6; Central Arkansas, 5; **Northern Iowa, 5**; San Diego, 5; **Indiana State, 4**; Lindenwood, 4; Lamar, 3; Holy Cross, 2; Southern, 2; Yale, 2; Bucknell, 1; Eastern Washington, 1; Samford, 1.

MISSOURI VALLEY FOOTBALL CONFERENCE

2024 MVFC STANDINGS

SCHOOL	CONFERENCE	PF	PA	OVERALL	PF	PA
North Dakota State*	7-1	308	114	14-2	610	298
South Dakota State*	7-1	309	78	12-3	550	209
South Dakota*	7-1	307	131	11-3	501	247
Illinois State*	6-2	222	182	10-4	373	349
Missouri State	6-2	301	253	8-4	418	362
Indiana State	3-5	174	263	4-8	242	379
Youngstown State	3-5	211	289	4-8	329	430
North Dakota	2-6	247	274	5-7	370	371
Southern Illinois	2-6	169	243	4-8	269	367
Northern Iowa	1-7	176	309	3-9	238	396
Murray State	0-8	137	434	1-11	219	560

* FCS playoff qualifier

& no longer a member of the MVFC

2025 PRESEASON POLL

1.	North Dakota State [39]	417
2.	South Dakota State	355
3.	South Dakota [3]	349
4.	Illinois State	292
5.	Youngstown State	211
6.	Southern Illinois	208
7.	North Dakota	196
8.	Northern Iowa	130
9.	Indiana State	105
10.	Murray State	47

RESULTS AND SCHEDULE

THURSDAY, AUG. 28

McKendree at Indiana State, 5 p.m.
Mercyhurst at Youngstown State, 5 p.m.

SATURDAY, AUG. 30

North Dakota State at The Citadel, 11 a.m.
Butler at Northern Iowa, 1 p.m.
South Dakota at Iowa State, 2:30 p.m.

Murray State at East Tennessee State, 4:30 p.m.

Illinois State at Oklahoma, 5 p.m.

Sacramento State at South Dakota State, 6 p.m.

Thomas More at Southern Illinois, 6 p.m.

North Dakota at Kansas State, 6 p.m.

All times Central



VERSUS RANKED OPPONENTS

Since moving to the Football Championship Subdivision at the start of the 2004 season, the Jackrabbits have compiled a 72-54 record versus ranked opponents.

Following is a year-by-year look at games against ranked opponents:

2004 0-3 record

- at #13 Cal Poly (L, 7-14)
- at #24 Montana State (L, 24-27)
- at #1 Georgia Southern (L, 7-63)

2005 0-5 record

- at #3 Montana (L, 0-7)
- #12 Cal Poly (L, 16-24)
- at #16 Texas State (L, 12-42)
- #19 Georgia Southern (L, 42-55)
- at #20 North Dakota State (L, 17-41)

2006 3-3 record

- at #6 Montana (L, 7-36)
- at #12 Northern Iowa (L, 17-27)
- at #16 McNeese State (W, 20-17)
- at #4 Cal Poly (W, 29-28)
- #16 UC Davis (W, 22-21)
- at #4 North Dakota State (L, 28-41)

2007 2-2 record

- at #6 Youngstown State (L, 17-23)
- #5 Northern Iowa (L, 17-31)
- #19 Cal Poly (W, 48-35)
- #1 North Dakota State (W, 29-24)

2008 3-4 record

- #14 Youngstown State (W, 40-7)
- #15 Western Illinois (W, 24-22)
- #8 Northern Iowa (L, 20-34)
- #4 McNeese State (L, 44-46 - 3OT)
- #3 Cal Poly (L, 28-42)
- #9 Southern Illinois (L, 35-38)
- at #24 North Dakota State (W, 25-24)

2009 1-3 record

- at #17 Cal Poly (L, 14-21)
- vs. #6 Northern Iowa (W, 24-14)
- vs. #3 Southern Illinois (L, 15-34)
- ^at #1 Montana (L, 48-61)

2010 2-3 record

- at #16 Delaware (L, 3-26)
- at #15 Northern Iowa (L, 14-24)
- vs. #20 Western Illinois (W, 33-29)
- at #15 Southern Illinois (W, 31-10)
- at #20 North Dakota State (L, 24-31)

2011 0-3 record

- vs. #23 Indiana State (L, 28-38)
- vs. #2 Northern Iowa (L, 14-31)
- vs. #3/5 North Dakota State (L, 14-38)

2012 3-2 record

- at #22/25 Indiana State (W, 24-10)
- vs. #21/22 Youngstown St. (W, 41-28)
- at #1/1 North Dakota State (L, 17-20)
- ^vs. #25 Eastern Illinois (W, 58-10)
- ^at #1/1 North Dakota State (L, 3-28)

2013 3-2 record

- vs. #1/1 North Dakota State (L, 0-20)
- vs. #17/18 Northern Iowa (W, 37-34 - 2 OT)
- at #15/18 Youngstown St. (W, 42-13)
- ^at #8/9 Northern Arizona (W, 26-7)
- ^at #3/3 Eastern Washington (L, 17-41)

2014 3-4 record

- at #22/22 Illinois State (L, 10-45)
- at #20/21 Northern Iowa (W, 31-28)
- vs. #16/17 Youngstown State (L, 27-30)
- at #1/1 North Dakota State (L, 17-37)
- at #17/19 Indiana State (W, 32-17)
- ^at #17/17 Montana State (W, 47-40)
- at #2/3 North Dakota State (L, 24-27)

2015 3-3 record

- vs. #2/3 North Dakota State (L, 7-28)
- vs. #19/21 Indiana State (W, 24-7)
- at #11/12 Youngstown State (W, 38-8)
- vs. #22/25 Northern Iowa (L, 7-10)
- vs. #2/2 Illinois State (W, 25-20)
- ^at #16/17 Montana (L, 17-24)

2016 4-1 record

- vs. #8/8 Western Illinois (W, 52-14)
- at #1/1 North Dakota State (W, 19-17)
- vs. #12/13 Youngstown State (W, 24-10)
- ^vs. #9/10 Villanova (W, 10-7)
- ^at #3/3 North Dakota State (L, 10-36)

2017 6-2 record

- at #5/6 Youngstown State (L, 7-19)
- at #12/14 Western Illinois (W, 52-48)
- vs. #2/2 North Dakota State (W, 33-21)
- vs. #17/20 Illinois State (W, 27-24 - OT)
- at #15/16 South Dakota (W, 31-28)
- ^vs. #20/21 Northern Iowa (W, 37-22)
- ^vs. #20/21 New Hampshire (W, 56-14)
- ^at #1/1 James Madison (L, 16-51)

2018 2-3 record

- at #1/1 North Dakota State (L, 17-21)
- at #25 Northern Iowa (L, 9-24)
- at #9/11 Illinois State (W, 38-28)
- ^at #2/2 Kennesaw State (W, 27-17)
- ^at #1/1 North Dakota State (L, 21-44)

2019 2-3 record

- at #17/19 Youngstown State (W, 38-28)
- vs. #1/1 North Dakota State (L, 16-23)
- vs. #11/12 Illinois State (L, 18-27)
- vs. #4/5 Northern Iowa (W, 38-7)
- ^vs. #6/6 Northern Iowa (L, 10-13)

2020-21 5-2 record

- at #3 Northern Iowa (W, 24-20)
- at #14 North Dakota (L, 17-28)
- at #5/5 Southern Illinois (W, 44-3)
- at #2/3 North Dakota State (W, 27-17)
- ^vs. #14/14 Southern Illinois (W, 31-26)
- ^vs. #5/5 Delaware (W, 33-3)
- ^vs. #4/4 Sam Houston (L, 21-23)

2021 4-4 record

- vs. #7/8 Southern Illinois (L, 41-42 OT)
- vs. #20/24 Northern Iowa (L, 17-26)
- vs. #2/2 North Dakota State (W, 27-19)
- at #17/19 South Dakota (L, 20-23)
- ^vs. #14/16 UC Davis (W, 56-24)
- ^at #8/12 Sacramento State (W, 24-19)
- ^vs. #6/7 Villanova (W, 35-21)
- ^at #7/9 Montana State (L, 17-31)

2022 8-0 record

- vs. #25 UC Davis (W, 24-22)
- at #4/6 Missouri State (W, 28-14)
- at #1/1 North Dakota State (W, 23-21)
- at #20 North Dakota (W, 49-35)
- ^vs. #23 Delaware (W, 42-6)
- ^vs. #6/7 Holy Cross (W, 42-21)
- ^vs. #3/3 Montana State (W, 39-18)
- ^vs. #4/4 North Dakota State (W, 45-24)

2023 11-0 record

- vs. #3/3 Montana State (W, 20-16)
- vs. #11/12 North Dakota (W, 42-21)
- at #22 Illinois State (W, 40-21)
- at #12/12 Southern Illinois (W, 17-10)
- at #4/9 South Dakota (W, 37-3)
- vs. #10/11 North Dakota St. (W, 33-16)
- at #22 Youngstown State (W, 34-0)
- ^vs. #17/20 Mercer (W, 41-0)
- ^vs. #6/9 Villanova (W, 23-12)
- ^vs. #9/15 UAlbany (W, 59-0)
- ^vs. #2/2 Montana (W, 23-3)

2024 7-2 record

- vs. #11/12 Incarnate Word (W, 45-24)
- at #18 Northern Iowa (W, 41-3)
- at #2/2 North Dakota State (L, 9-13)
- vs. #4/4 South Dakota (W, 20-17 OT)
- at #21/23 North Dakota, (W, 38-7)
- at #18 Missouri State (W, 45-9)
- ^vs. #13/13 Montana (W, 35-18)
- ^vs. #6/6 Incarnate Word (W, 55-14)
- ^at #3/4 North Dakota State (L, 21-28)

^denotes FCS playoff game

SEASON PREVIEW

The concept of reloading versus rebuilding will be put to the test as a new-look South Dakota State football team takes to the field during the upcoming 2025 season.

In addition to a new coaching staff, the Jackrabbits will field a revamped roster featuring 64 players who were not on the squad a year ago. How quickly all these new charges can jell will likely play a big role in whether SDSU can remain among the elite programs in the Football Championship Subdivision as the Jackrabbits' postseason résumé includes 13 playoff appearances in a row, reaching at least the FCS semifinals in seven of the last eight seasons and winning consecutive national championships in 2022 and 2023.

"I think we're right where we need to be," said first-year head coach Dan Jackson, who previously served as an assistant with the Jackrabbits from 2012-19 before making other coaching stops at Northern Illinois (2020-21), Vanderbilt (2022-23) and Idaho (2024). "I feel really good about it. We've stuck to a process — getting here in January was about player retention and relationships, and then at the same time building a staff."

In returning to Brookings, Jackson was also able to lure all three of his coordinators back to the Jackrabbit fold as Eric Eidsness will direct the SDSU offense for the third time in his long coaching career, Brian Bergstrom returns to oversee the defense following a two-year stint as head coach at Winona State (Minn.) and former player Isaiah Jackson will lead the special teams units. A group of up-and-coming coaches round out Jackson's first staff.

"I think we have the best staff in the country — it's the chemistry between the coaches, it's the connection that they're able to build with the players and it's their ability to teach and let the players reach their potential and play fast," Jackson said. "We have the perfect assemblage of coaches from guys who understood South Dakota State and the culture and how we do things, and then some new ideas and some fresh blood from the outside."

Through his first seven months on the job, Jackson said the process of putting together the 2025 edition of the Jackrabbits has been both challenging and rewarding, especially as SDSU extensively navigated through both sides of the transfer portal for the first time.

"The players have bought into the family and the culture that is South Dakota State football," Jackson said. "Whether it's a true freshman or a transfer, it feels like they've been here for their entire careers. I attribute that to our players who stayed and that have been here, that understood the culture, and they're doing a really good job from a leadership standpoint driving us forward. I think we're in great shape — we're healthy and confident going into fall camp."

Despite having a total of only five starters returning from last year's team that posted a 12-3 overall record and won a share of its third consecutive



Chase Mason is expected to move into the starting quarterback role for South Dakota State. Mason saw most of his action over the past two seasons in rushing packages, but will look to further showcase his passing skills this fall.

Missouri Valley Football Conference title, Jackson said he was encouraged by what he saw during team practices in the spring.

The combination of fresh faces and returning players vying for expanded roles made for a competitive environment.

"From a personnel standpoint, in the spring we were able to get a ton accomplished, but it was all about the fundamentals, the basics," Jackson said.

The work to incorporate a second group of transfers and a large crop of incoming freshmen will be a focus throughout the month of August.

"We're still in a period in fall camp where we still evaluating who are your top players, who are going to be the guys that are making plays for you on Saturdays," Jackson continued. "It's one thing to be big and fast and strong in the weight room and know what's going on in the meeting room, but who can take that and translate that on the field and who can do that consistently. And then it's going to be about the timing and execution of all three phases."

Following is a more in-depth look at the Jackrabbit football team by position group.

OFFENSIVE LINE

The Jackrabbits' foundation on offense throughout their successful run has been controlling play at the point of attack. With two starters returning to that unit, SDSU will look to continue to be the catalyst for an offense that rushed for 236.1 yards per game and allowed only eight sacks all season a year ago.

"To be a great offensive line, you need to have eight or nine guys that you consider starter-caliber players," Jackson said. "I believe we're working toward that."

The Jackrabbits have both bookends on the line returning as senior Sam Hagen at right tackle and Quentin Christensen at left tackle are both back for their second seasons in the starting lineup. Hagen made 12 starts a season ago while Christensen held down the starting spot at left tackle in all 15 games in 2024.

Strong play at center has been a staple for the Jackrabbits, highlighted in recent years by a pair of FCS Rimington Award winners in Jacob Ohnesorge (2017) and Gus Miller (2023). Redshirt freshman Shane Willenbring will be counted on to move into that role this season after getting some limited game reps at the center position a year ago.

At the guard spots, sophomore Will Paepke and senior transfer Nate Adams are tabbed as the early favorites for starting roles, but are expected to be pushed by sophomore Kenyon BigBow, transfer John Pica and a group of youngsters who have previously spent some time in the program.

QUARTERBACK

After two years serving as an understudy to 2023 Walter Payton Award winner Mark Gronowski, Chase Mason is expected to take the reins at quarterback for the Jackrabbits. Mason helped bolster the rushing attack by gaining 464 yards with six touchdowns in 2024, but will attempt to further showcase his passing skills after completing 17-of-26 passes for 133 yards and two scores a year ago.

"Chase is just an authentic, genuine person who has the ability to lead the team by just being himself. He's a presence out there and is probably one of the most gifted athletes to ever play in our program, but I don't want that to take away from his ability to lead

SEASON PREVIEW

and connect with his teammates," Jackson said. "If he continues his growth from spring, the path he was on and the trajectory he was on, if he continues that this fall, my expectation is that he will have a special season."

Who will emerge as the primary backup to Mason likely won't be determined until late in fall camp. Senior Jon Bell is the only other quarterback on the roster who has attempted a collegiate pass, completing 7-of-14 attempts for 96 yards and a touchdown last season, while the other players in the position group are either redshirt freshmen (Jack Henry, Luke Marble, Jack Thue) or a true freshman (Preston Otter).

"Our quarterback room has changed a lot since January when we got here," Jackson said. "The names and faces have changed a little bit, but also the guys that were here have changed the type of player they are."

WIDE RECEIVER

Whoever Mason — or another Jackrabbit quarterback — throws the ball to, he will have a variety of options at his disposal.

Senior Grahm Goering is the top returning target after recording 25 receptions for 360 yards and five touchdowns a season ago.

Also returning is sophomore Lofton O'Groske, who saw his role increase as his true freshman campaign progressed in 2024. O'Groske ended the year with 15 catches for 212 yards and one touchdown.

Other returners at wide receiver include senior Elijah Ervin (2 receptions for 13 yards in 2024) and redshirt freshman Jack Smith.

A group of transfers that includes Nebraska transfers Luke Bullock and Isaiah Garcia-Castaneda will be counted on to further bolster the position. Garcia-Castaneda has more than 100 collegiate

catches to his name, while Bullock ranked third for the Cornhuskers with 15 receptions in 2023.

True freshman Landon Dulaney, who Jackson touts as the fastest player on the team, also is line to make some meaningful contributions in 2025.

"Our receiver room is really talented," Jackson said. "Coach (Luke) Bengtson really does a really good job of getting the most out of his players."

TIGHT END

Another staple of the Jackrabbit offense over the years has been strong play at the tight end position. Once again, Jackson expects SDSU to lean on that group of players in a variety of roles, whether as receivers or blockers.

"We've got a good mix of older, veteran players with some young, really talented players," Jackson said. "Using those guys strategically has always been a key to our offense and that's just going to continue to be something we focus on and highlight."

Returning players at the tight end position include juniors Greyton Gannon and David Alpers. Gannon's 2024 season was temporarily interrupted by injury, but he managed to register nine receptions for 113 yards and a touchdown, while Alpers also tallied nine catches for 164 yards and a score.

Transfers Coleman Kuntz (Sacramento State) and Jalyn Thompson (Iowa) are expected to play key roles and redshirt freshman Brayden Delahoyde possesses the tools to be a notable contributor this season.

RUNNING BACK

Likely the least experienced position group on offense, the Jackrabbits' running backs will be a group made up mostly of newcomers.

Leading that group of new faces is transfer Julius Loughridge, who previously found success at the FCS level while playing at Fordham. A Houston, Texas, native, Loughridge has 15 career 100-yard games to his credit and turned in back-to-back 1,000-yard seasons in 2023 and 2024. His career totals include more than 3,000 rushing yards and 26 rushing touchdowns.

Redshirt freshman Quinton Renfro put together a strong spring season, according to Jackson, and is poised for a bigger role in 2025, as is sophomore Brenden Begeman (83 rushing yards, 1 TD in 2024).

Incoming freshmen Josiah Johnson and Joshua Myers also could be counted on as options to carry the football this season.

"I think we have some depth there, too, with guys who can do a little bit of everything," Jackson said.

DEFENSIVE LINE

Moving to the defensive side of the ball, the Jackrabbits feature only one regular starter from a year ago — defensive lineman Kobe Clayborne. In his first season at SDSU, Clayborne demonstrated the ability to play at either defensive end or defensive tackle and earned spots on the Missouri Valley Football Conference All-Newcomer and Stats Perform Preseason All-America squads after tying for the team lead with 4.5 sacks while registering a total of 34 tackles.

RETURNING STATISTICAL LEADERS

PASSING - YARDS

2. Chase Mason.....	133
3. Jon Bell	96

RUSHING - YARDS

4. Chase Mason.....	464
---------------------	-----

RECEPTIONS

3. Grahm Goering	25
T5. Lofton O'Groske.....	15

RECEIVING YARDS

2. Grahm Goering	360
4. Lofton O'Groske.....	212

TACKLES

9. Chase Van Tol	35
T10. Kobe Clayborne.....	34

TACKLES FOR LOSS

T3. Reis Kirschenman.....	6.0
T5. Kobe Clayborne	5.5
T5. Dawson Ripperda	5.5

SACKS

T1. Kobe Clayborne	4.5
T5. Reis Kirschenman.....	2.5
T5. Dawson Ripperda	2.5
T5. Aaron Wolfcale-Holsten	2.5

Quality depth along the defensive line has been key to the Jackrabbits' consistently ranking among the FCS leaders in both scoring defense and rushing defense in recent seasons and SDSU again has a number of experienced players returning although not yet in a starting role.

At defensive tackle, junior Logan Green and senior Aaron Wolfcale-Holsten both return. Wolfcale-Holsten was a productive member of a regular rotation, notching three tackles for loss and 2.5 sacks among his 14 total tackles, while Green contributed three tackles for loss and a sack while recording 14 total tackles.

Transfers Mason Brosseau and Brody Targgart also will vie to be a part of the rotation at defensive tackle, along with redshirt Mac Muller.

At defensive end, Dawson Ripperda and Reis Kirschenman are the front runners to fill starting roles. Ripperda was credited with 23 tackles last year, including 2.5 sacks and 5.5 tackles for loss. Kirschenman, meanwhile, made the most of his limited opportunities by tallying six tackles for loss and 2.5 sacks among his 10 total tackles.

Other candidates likely to see extensive action at defensive end include transfer Kevin Spelman and redshirt freshman Blake Leiferman.

LINEBACKER

A group of players who have been waiting in the wings the last couple seasons are in line for expanded roles in 2025.

Juniors Joe Ollman at Mike linebacker and Cullen McShane at Will linebacker are the early candidates to fill two-thirds of the starting positions. Ollman came off the bench in all 15 games last season to



Quentin Christensen started all 15 games at left tackle a season ago and is one of three returning starters on offense for the Jackrabbits.

SEASON PREVIEW

notch 15 tackles, while McShane recorded 13 tackles as both a reserve linebacker and a key player on special teams.

Sophomore Chase Van Tol is tabbed as the favorite to start at Sam linebacker and is the team's top returning tackler after making 35 stops, including three tackles for loss, a year ago.

Other returning players at linebacker include juniors Bryce Johnson (6 tackles, 1 pass breakup) and Kytan Fyfe (1 tackle, 1 forced fumble). Transfers Ernest Blackshire Jr. and Matt Goehring are leading candidates for a reserve role, as well as incoming freshman Casey Larson. Blackshire also has the ability to play safety or in nickel packages.

"I think we have six, seven guys that will be able to play at a high level and that are eager for the opportunity to be the guy," Jackson said.

DEFENSIVE BACK

The Jackrabbit secondary also will have a new look in 2025.

At cornerback, a mix of transfers and returning players with small amounts of playing experience will compete for starting roles. The transfers consist of

Jayden Oliver (Buffalo), Jamari Holliman (Florida International) and Isaiah Johnson (Bemidji State), while the returners include Aydan Dautermann (16 tackles, 2 pass breakups in 2024), Myles Taylor (7 tackles) and Noah St-Juste.

Returning at safety are Dontay Johnson (10 tackles, 2 pass breakups) and Noah Thompson (8 tackles, 1 pass breakup), while Jalen Lee is moving to safety after recording 14 tackles as a cornerback a season ago. Redshirt freshman Max Stanard is another candidate for playing time in the Jackrabbit secondary.

Transfers likely to factor into the rotation at safety are Koby Bretz (Nebraska) and Jason Thome (Colorado Mesa).

"That whole room is going to be extremely competitive," Jackson said, noting that many of the players in the secondary will also likely find themselves filling key roles on special team units.

SPECIALISTS

Preseason All-America long snapper Kaydon Olivia leads the Jackrabbit specialists. A senior from Schertz, Texas, Olivia played a key role in SDSU ranking among the top teams for net punting in each of his first two seasons with the program, as well as fielding a consistent kicking game.

Max Pelham is the early favorite to handle the bulk of the punting duties, although Central Florida transfer Kevin Carrigan Jr. could be called upon for double duty for both placekicking and punting.

Eli Stader, who put together an All-America and record-setting career at NAIA power Northwestern (Iowa) was added to the roster late in fall camp and appears poised to be the opening day kicker.

Sioux Falls native Anthony Erickson also has shown promise at kicker after joining the team during the spring season, as has freshman Ryan Harrington

Entering fall camp, there are no clear-cut favorites for who will take on kick and punt return duties, although Garcia-Castaneda previously filled a punt return role at Nebraska.

"That's one of the questions we have to get answered," Jackson said. "We'll be dynamic back there, but that will be a competition throughout fall camp that we have to get nailed down."

SCHEDULE

The Jackrabbits bring a 29-game home winning streak into the Aug. 30 season opener against Sacramento State at Dana J. Dykhouse Stadium. SDSU last lost a home game on Oct. 23, 2021, when it dropped a 26-17 decision to Northern Iowa.

SDSU faces a second Big Sky Conference opponent when it travels to 2024 national runner-up Montana State on Sept. 6. Over the last decade, the series between the Jackrabbits and Bobcats, which includes three meetings in the FCS playoffs, has developed into a heated rivalry and will likely again feature both squads in the top 10 of the national polls.

The Jackrabbits close out the nonconference portion of their schedule with home games against 2024 playoff qualifier Drake on Sept. 13 and FCS newcomer Mercyhurst on Sept. 27.

Picked second in the conference preseason poll, SDSU begins pursuit of a fourth consecutive Missouri Valley Football Conference title Oct. 4 at Youngstown State.

The first home league action is Oct. 11 versus Northern Iowa, with other contests at Dana J. Dykhouse Stadium consisting of matchups versus North Dakota State (Oct. 25), Indiana State (Nov. 1) and Illinois State (Nov. 15).

The remainder of the road slate in league play includes trips to Murray State (Oct. 18), South Dakota (Nov. 8) and North Dakota (Nov. 22).

Rivalry games against North Dakota State and South Dakota are once again slated for national television broadcasts on the ESPN family of networks.



Lofton O'Groske will be counted on for an expanded role at wide receiver after contributing as a true freshman in 2024.



Chase Van Tol is the team's leading returning tackler after making 35 stops, including three for loss, in 14 games during the 2024 campaign.



Kobe Clayborne is the lone returning starter on defense for the Jackrabbits and has the ability to play either at defensive end or defensive tackle.

2024 STATISTICS

2024 TEAM STATISTICS

	SDSU	OPP
SCORING	550	209
Points Per Game	36.7	13.9
Points off Turnovers	115	16
FIRST DOWNS	321	241
Rushing	169	89
Passing	132	131
Penalty	20	21
RUSHING YARDAGE	3,542	1,398
Yards gained rushing	3,713	1,763
Yards lost rushing	171	365
Rushing Attempts	576	455
Average Per Rush	6.1	3.1
Average Per Game	236.1	93.2
TDs Rushing	43	8
PASSING YARDAGE	2,969	2,857
Comp-Att-Int	231-382-7	296-464-14
Average Per Pass	7.8	6.2
Average Per Catch	12.9	9.7
Average Per Game	197.9	190.5
TDs Passing	26	14
TOTAL OFFENSE	6,511	4,255
Total Plays	958	919
Average Per Play	6.8	4.6
Average Per Game	434.1	283.7
KICK RETURNS	32-518	40-654
PUNT RETURNS	20-259	13-6
INTERCEPTION RETURNS	14-263	7-41
KICK RETURN AVERAGE	16.2	16.4
PUNT RETURN AVERAGE	13.0	0.5
INT RETURN AVERAGE	18.8	5.9
FUMBLES-LOST	13-6	11-7
PENALTIES-YARDS	73-712	73-570
Average Per Game	4.9-47.5	4.9-38.0
PUNTS-YARDS	49-2,155	74-3,160
Average Per Punt	44.0	42.7
Net punt average	43.0	37.6
KICKOFFS-YARDS	100-6,081	52-2,999
Average Per Kick	60.8	57.7
Net kick average	45.9	40.8
POSSESSION TIME/GAME	31:15	28:41
3RD-DOWN ATTEMPTS	95-186	61-200
3rd-Down Pct	51.1%	30.5%
4TH-DOWN ATTEMPTS	8-16	11-32
4th-Down Pct	50.0%	34.4%
SACKS BY-YARDS	33-202	8-52
MISC. YARDS	0	50
TOUCHDOWNS SCORED	73	23
FIELD GOALS-ATTEMPTS	14-21	16-23
PAT-ATTEMPTS	70-71	21-21
PAT Pct	95.8%	100.0%
ON-SIDE KICKS	0-0	0-1
RED-ZONE SCORES	55-63	22-31
Red-Zone Pct	87.3%	71.0%
RED-ZONE TOUCHDOWNS	45-63	13-31
Red-Zone TD Pct	71.4%	41.9%
ATTENDANCE	130,070	122,795
Games/Avg Per Game	8/16,259	7/17,542
Neutral Site Games	-	0/0

2024 SCORES

DATE	OPPONENT	SCORE	OVERALL	CONF	TIME	ATTEND
Aug. 31	at Oklahoma State	L, 20-44	0-1	0-0	3:26	52,202
Sept. 7	#11/12 INCARNATE WORD	W, 45-24	1-1	0-0	3:24	19,321
Sept. 14	AUGUSTANA	W, 24-3	2-1	0-0	3:02	19,376
Sept. 21	at Southeastern Louisiana	W, 42-21	3-1	0-0	2:52	4,387
Oct. 5	*#18 at Northern Iowa	W, 41-3	4-1	1-0	3:01	12,611
Oct. 12	*YOUNGSTOWN STATE	W, 63-13	5-1	2-0	3:00	19,331
Oct. 19	*at #1/1 North Dakota State	L, 9-13	5-2	2-1	3:16	18,807
Oct. 26	*#4/4 SOUTH DAKOTA	[OT] W, 20-17	6-2	3-1	3:33	19,351
Nov. 2	*MURRAY STATE	W, 52-6	7-2	4-1	3:08	16,376
Nov. 9	*at #21/23 North Dakota	W, 38-7	8-2	5-1	3:06	9,797
Nov. 16	*SOUTHERN ILLINOIS	W, 41-10	9-2	6-1	2:54	17,268
Nov. 23	*at #18 Missouri State	W, 45-9	10-2	7-1	3:04	7,142
Dec. 7	*#13/13 MONTANA	W, 35-18	11-2	7-1	2:59	10,376
Dec. 14	*#6/6 INCARNATE WORD	W, 55-14	12-2	7-1	3:14	8,671
Dec. 21	*at #3/4 North Dakota State	L, 21-28	12-3	7-1	3:03	17,849

* indicates Missouri Valley Football Conference game

^ Football Championship Subdivision playoff game

GAME SUPERLATIVES

TEAM GAME HIGHS

RUSHING ATTEMPTS: 49, vs. Southern Illinois, 11-16-24
RUSHING YARDS: 404, vs. Youngstown State, 10-12-24
YARDS PER RUSH: 16.2, vs. Youngstown State, 10-12-24
RUSHING TOUCHDOWNS: 5, three times (last: vs. Southern Illinois, 11-16-24)
PASS ATTEMPTS: 37, vs. Incarnate Word, 9-7-24
PASS COMPLETIONS: 21, vs. Incarnate Word, 9-7-24, and vs. South Dakota, 10-26-24
YARDS PASSING: 285, vs. Incarnate Word, 9-7-24
YARDS PER PASS: 11.3, vs. Incarnate Word, 12-14-24
PASSING TOUCHDOWNS: 4, vs. Incarnate Word, 9-7-24
TOTAL PLAYS: 74, vs. Incarnate Word, 9-7-24
TOTAL OFFENSE: 557, vs. Youngstown State, 10-12-24
YARDS PER PLAY: 13.0, vs. Youngstown State, 10-12-24

INDIVIDUAL GAME HIGHS

RUSHING ATTEMPTS: 19, by Amar Johnson, vs. Incarnate Word, 9-7-24
RUSHING YARDS: 179, by Kirby Vorhees, at Southeastern Louisiana, 9-21-24
RUSHING TOUCHDOWNS: 3, by Kirby Vorhees, at Southeastern Louisiana, 9-21-24
LONG RUSH: 80 yards (for TD), by Kirby Vorhees, at Southeastern Louisiana, 9-21-24
PASS ATTEMPTS: 36, by Mark Gronowski, at Oklahoma State, 8-31-24
PASS COMPLETIONS: 21, by Mark Gronowski, vs. Incarnate Word, 9-7-24
YARDS PASSING: 285, by Mark Gronowski, vs. Incarnate Word, 9-7-24
TOUCHDOWN PASSES: 4, by Mark Gronowski, vs. Incarnate Word, 9-7-24
RECEPTIONS: 10, by Griffin Wilde, vs. Incarnate Word, 9-7-24
YARDS RECEIVING: 150, by Griffin Wilde, at Oklahoma State, 8-31-24
RECEIVING TOUCHDOWNS: 3, by Griffin Wilde, at North Dakota, 11-9-24
LONG RECEPTION: 66 yards (for TD), by Angel Johnson (from Mark Gronowski), at Northern Iowa, 10-5-24
TACKLES: 12, by Adam Bock, at Oklahoma State, 8-31-24
TACKLES FOR LOSS: 3.0, by Adam Bock, vs. Incarnate Word, 9-7-24

POINTS: 63, vs. Youngstown State, 10-12-24
FIRST DOWNS: 31, vs. Incarnate Word, 9-7-24, and vs. Murray State, 11-2-24
SACKS BY: 5, at North Dakota, 11-9-24, and at Missouri State, 11-23-24
PENALTIES: 10, at North Dakota State, 10-19-24
PENALTY YARDS: 110, vs. Augustana, 9-14-24
TURNOVERS BY: 3, vs. Augustana, 9-14-24
TURNOVERS FORCED: 4, at Northern Iowa, 10-5-24
INTERCEPTIONS BY: 2, four times (last: vs. Montana, 12-7-24)
PASS BREAKUPS: 8, vs. Montana, 12-7-24
FUMBLE RECOVERIES: 2, at Northern Iowa, 10-5-24
PUNTS: 6, at North Dakota State, 10-19-24
POSSESSION TIME: 38:21, vs. Southern Illinois, 11-16-24

SACKS: 1.5, by four players (last: by Bryce Hawthorne, vs. Montana, 12-7-24)
INTERCEPTIONS: 2, by Matthew Durrance, vs. Southern Illinois, 11-16-24
LONG INTERCEPTION RETURN: 50 yards, by Dalys Beanum, vs. Youngstown State, 10-12-24
PASS BREAKUPS: 3, by Tucker Large, at Missouri State, 11-23-24
FIELD GOALS: 2, four times by Hunter Dustman (last: vs. Incarnate Word, 12-14-24)
LONG FIELD GOAL: 48 yards, by Hunter Dustman, at Oklahoma State, 8-31-24
PUNTS: 6, by Hunter Dustman, at North Dakota State, 10-19-24
PUNTING AVERAGE (MIN. 3 PUNTS): 53.7 yards (3 punts), by Hunter Dustman, vs. Incarnate Word, 12-14-24
LONG PUNT: 69 yards, by Hunter Dustman, vs. Incarnate Word, 12-14-24
KICKOFF RETURNS: 4, by Angel Johnson, at Oklahoma State, 8-31-24
KICK RETURN YARDS: 114, by Angel Johnson, vs. Youngstown State, 10-12-24
LONG KICK RETURN: 99 yards (for TD), by Angel Johnson, vs. Youngstown State, 10-12-24
PUNT RETURNS: 4, by Dalys Beanum, at Missouri State, 11-23-24
PUNT RETURN YARDS: 102, by Dalys Beanum, at Southeastern Louisiana, 9-21-24
LONG PUNT RETURN: 88 yards (for TD), by Dalys Beanum, at Southeastern Louisiana, 9-21-24

2024 STATISTICS

SCORE BY QUARTERS

	1ST	2ND	3RD	4TH	OT	TOT
South Dakota State	97	238	122	87	6	550
Opponents	46	50	49	61	3	209

INDIVIDUAL STATISTICS

RUSHING	GP	ATT	GAIN	LOST	NET	YPC	TD	LG	YPG
Amar Johnson	15	193	1,247	25	1,222	6.3	14	44	81.5
Angel Johnson	12	91	670	24	646	7.1	3	67	53.8
Kirby Vorhees	13	75	586	5	581	7.7	8	*80	44.7
Chase Mason	10	46	484	20	464	10.1	6	69	46.4
Mark Gronowski	15	98	438	58	380	3.9	10	20	25.3
Maxwell Woods	7	29	184	8	176	6.1	1	44	25.1
Brenden Begeman	9	25	86	3	83	3.3	1	13	9.2
Grahm Goering	10	1	6	0	6	6.0	0	6	0.6
Quinton Renfro	1	2	6	0	6	3.0	0	4	6.0
Griffin Wilde	15	1	6	0	6	6.0	0	6	0.4
Jon Bell	14	1	0	5	-5	-5.0	0	0	-0.4
TEAM	15	14	0	23	-23	-1.6	0	0	-1.5
Total	15	576	3,713	171	3,542	6.1	43	*80	236.1
Opponents	15	455	1,763	365	1,398	3.1	8	62	93.2

*denotes touchdown

PASSING	GP	EFFIC.	COMP-ATT-INT	PCT.	Yds	TD	LG	YPG
Mark Gronowski	15	147.27	206-337-7	61.1	2,719	23	66	181.3
Chase Mason	10	133.74	17-26-0	65.4	133	2	19	13.3
Jon Bell	14	131.17	7-14-0	50.0	96	1	29	6.9
Kevin Brenner	14	276.40	1-1-0	100.0	21	0	21	1.5
Hunter Dustman	15	0.00	0-1-0	0.0	0	0	0	0.0
TEAM	15	0.00	0-3-0	0.0	0	0	0	0.0
Total	15	144.55	231-382-7	60.5	2,969	26	66	197.9
Opponents	15	119.44	296-464-14	63.8	2,857	14	69	190.5

SCORING	TD	FG	KICK	RUSH	Rcv	PASS	DXP	SAF	PTS
Hunter Dustman	0	14-20	68-69	0-0	0	0-0	0	0	110
Amar Johnson	15	0-0	0-0	0-0	0	0-0	0	0	90
Griffin Wilde	12	0-0	0-0	0-0	0	0-0	0	0	72
Mark Gronowski	10	0-0	0-0	0-0	0	0-0	0	0	60
Kirby Vorhees	8	0-0	0-0	0-0	0	0-0	0	0	48
Chase Mason	6	0-0	0-0	0-0	0	0-0	0	0	36
Grahm Goering	5	0-0	0-0	0-0	0	0-0	0	0	30
Angel Johnson	5	0-0	0-0	0-0	0	0-0	0	0	30
David Alpers	1	0-0	0-0	0-0	0	0-0	0	0	6
Dalys Beanum	1	0-0	0-0	0-0	0	0-0	0	0	6
Brenden Begeman	1	0-0	0-0	0-0	0	0-0	0	0	6
Adam Bock	1	0-0	0-0	0-0	0	0-0	0	0	6
Kevin Brenner	1	0-0	0-0	0-0	0	0-0	0	0	6
Greyton Gannon	1	0-0	0-0	0-0	0	0-0	0	0	6
Lofton O'Groske	1	0-0	0-0	0-0	0	0-0	0	0	6
Kentrell Prejean	1	0-0	0-0	0-0	0	0-0	0	0	6
Marcus Preston	1	0-0	0-0	0-0	0	0-0	0	0	6
Davin Stoffel	1	0-0	0-0	0-0	0	0-0	0	0	6
Noah Thompson	1	0-0	0-0	0-0	0	0-0	0	0	6
Maxwell Woods	1	0-0	0-0	0-0	0	0-0	0	0	6
Jack Stevens	0	0-1	2-2	0-0	0	0-0	0	0	2
TEAM	0	0-0	0-0	0-1	0	0-0	0	0	0
Total	73	14-21	70-71	0-1	0	0-0	0	0	550
Opponents	23	16-23	21-21	0-0	1	1-2	0	0	209

FIELD GOALS	FGM-FGA	Pct.	1-19	20-29	30-39	40-49	50+	LG	Blk
Hunter Dustman	14-20	70.0	0-0	3-4	7-8	4-6	0-2	48	0
Jack Stevens	0-1	0.0	0-0	0-1	0-0	0-0	0-0	0	0
Total	14-21	66.7	0-0	3-5	7-8	4-6	0-2	48	0
Opponents	16-23	69.6	0-0	3-3	7-10	3-6	3-4	55	1

TOP OFFENSIVE PERFORMANCES

100-YARD RUSHING GAMES (9)

Amar Johnson • vs. Incarnate Word, 9-7-24
 • 19 carries, 112 yards, 2 TD
 Amar Johnson • vs. Augustana, 9-14-24
 • 17 carries, 126 yards, 1 TD
 Kirby Vorhees • at Southeastern Louisiana, 9-21-24
 • 5 carries, 179 yards, 3 TD
 Chase Mason • vs. Youngstown State, 10-12-24
 • 5 carries, 161 yards, 2 TD
 Angel Johnson • vs. Murray State, 11-2-24
 • 7 carries, 132 yards, 1 TD
 Angel Johnson • at North Dakota, 11-9-24
 • 13 carries, 100 yards, 1 TD
 Amar Johnson • vs. Southern Illinois, 11-16-24
 • 14 carries, 157 yards, 2 TD
 Amar Johnson • vs. Montana, 12-7-24
 • 16 carries, 103 yards
 Amar Johnson • vs. Incarnate Word, 12-14-24
 • 18 carries, 132 yards

100-YARD RECEIVING GAMES (5)

Griffin Wilde • at Oklahoma State, 8-31-24
 • 7 receptions, 150 yards, 1 TD
 Griffin Wilde • vs. Incarnate Word, 9-7-24
 • 10 receptions, 106 yards, 2 TD
 Griffin Wilde • at North Dakota, 11-9-24
 • 5 receptions, 140 yards, 3 TD
 Griffin Wilde • at Missouri State, 11-23-24
 • 4 receptions, 139 yards, 1 TD
 Griffin Wilde • vs. Montana, 12-7-24
 • 7 receptions, 114 yards, 2 TD

FG SEQUENCE	SDSU	OPP
Oklahoma State	(31) (48)	(42),(52),(25)
Incarnate Word	37,(30)	(37)
Augustana	(39)	(32),38
Southeastern Louisiana	-	49,34
Northern Iowa	(22),(41),51	(40)
Youngstown State	-	(39),(31)
North Dakota State	53,(42)	48
South Dakota	47	46,(40)
Murray State	(29),22	(55),(35)
North Dakota	(32)	35,51
Southern Illinois	(24),(39),21	(36)
Missouri State	(40)	(50),(28),(23)
Montana	44	(34)
Incarnate Word	(36),(30)	-
North Dakota State	-	-

Numbers in (parentheses) indicate field goal attempt was made

2024 STATISTICS

INDIVIDUAL STATISTICS

RECEIVING	GP	No.	Yds	YPC	TD	LG	YPG
Griffin Wilde	15	70	1,147	16.4	12	60	76.5
Amar Johnson	15	30	233	7.8	1	31	15.5
Grahm Goering	10	25	360	14.4	5	45	36.0
Kentrell Prejean	15	18	155	8.6	1	29	10.3
Lofton O'Groske	11	15	212	14.1	1	35	19.3
Angel Johnson	12	15	181	12.1	1	66	15.1
Davin Stoffel	14	14	177	12.6	1	41	12.6
David Alpers	15	9	164	18.2	1	*59	10.9
Greyton Gannon	7	9	113	12.6	1	41	16.1
Kevin Brenner	14	6	47	7.8	1	10	3.4
Brody Gormley	8	5	97	19.4	0	61	12.1
Maxwell Woods	7	5	19	3.8	0	9	2.7
Marcus Preston	13	3	24	8.0	1	18	1.9
Mark Gronowski	15	2	24	12.0	0	21	1.6
Elijah Ervin	14	2	13	6.5	0	8	0.9
Chase Mason	10	2	-2	-1.0	0	0	-0.2
Kirby Vorhees	13	1	5	5.0	0	5	0.4
Total	15	231	2,969	12.9	26	66	197.9
Opponents	15	296	2,857	9.7	14	69	190.5

TOTAL OFFENSE	GP	PLAYS	RUSH	PASS	TOTAL	YPG
Mark Gronowski	15	4,435	380	2,719	3,099	206.6
Amar Johnson	15	193	1,222	0	1,222	81.5
Angel Johnson	12	91	646	0	646	53.8
Chase Mason	10	72	464	133	597	59.7
Kirby Vorhees	13	75	581	0	581	44.7
Maxwell Woods	7	29	176	0	176	25.1
Jon Bell	14	15	-5	96	91	6.5
Brenden Begeman	9	25	83	0	83	9.2
Kevin Brenner	14	1	0	21	21	1.5
Grahm Goering	10	1	5	0	5	0.6
Quinton Renfro	1	2	6	0	6	6.0
Griffin Wilde	15	1	6	0	6	0.4
TEAM	15	17	-23	0	-23	-1.5
Total	15	957	3,542	2,969	6,511	434.1
Opponents	15	919	1,398	2,857	4,255	283.7

KICKOFF RETURNS	No.	Yds	Avg	TD	LG
Angel Johnson	14	307	21.9	1	*99
Maxwell Woods	5	108	21.6	0	24
Amar Johnson	2	39	19.5	0	20
Kirby Vorhees	3	23	7.7	0	15
Bryce Johnson	2	16	8.0	0	10
Lofton O'Groske	1	14	14.0	0	14
Aaron Kusler	2	10	5.0	0	10
Kentrell Prejean	1	7	7.0	0	7
David Alpers	1	6	6.0	0	6
Kolten Tilford	1	-12	-12.0	0	0
Total	32	518	16.2	1	*99
Opponents	40	654	16.4	0	35

PUNT RETURNS	No.	Yds	Avg	TD	LG
Dalys Beanum	15	146	9.7	1	*88
Noah Thompson	0	49	N/A	1	*49
Kentrell Prejean	2	42	21.5	0	27
Cullen McShane	1	13	13.0	0	13
Tucker Large	1	6	6.0	0	6
Maxwell Woods	1	2	2.0	0	2
Total	20	259	13.0	2	*88
Opponents	13	6	0.5	0	10

INTERCEPTIONS	No.	Yds	Avg	TD	LG
Matthew Durrance	3	44	14.7	0	32
Tucker Large	3	26	8.7	0	26
Adam Bock	2	63	31.5	1	*40
Steven Arrell	2	34	17	0	24
Dalys Beanum	1	50	50.0	0	50
Colby Huerter	1	38	38.0	0	38
Graham Spalding	1	8	8.0	0	8
Colby Humphrey	1	0	0.0	0	0
Total	14	263	18.8	1	50
Opponents	7	41	5.9	0	39

FUMBLE RETURNS	No.	Yds	Avg	TD	LG
Matthew Durrance	1	7	7.0	0	7
Tucker Large	1	0	0.0	0	0
Total	2	7	3.5	0	7
Opponents	1	15	15.0	1	*15

ALL-PURPOSE	GP	RUSH	REC	PR	KR	IR	TOTAL	YPG
Amar Johnson	15	1,222	233	0	39	0	1,494	99.6
Griffin Wilde	15	6	1,147	0	0	0	1,153	76.9
Angel Johnson	12	646	181	0	307	0	1,134	94.5
Kirby Vorhees	13	581	5	0	23	0	609	46.9
Chase Mason	10	464	-2	0	0	0	462	46.2
Maxwell Woods	7	176	19	2	108	0	305	43.6
Grahm Goering	10	6	360	0	0	0	366	36.6
Mark Gronowski	15	380	24	0	0	0	404	26.9
Lofton O'Groske	11	0	212	0	28	0	240	21.8
Greyton Gannon	7	0	113	0	0	0	113	16.1
Kentrell Prejean	15	0	155	43	7	0	205	13.7
Dalys Beanum	15	0	0	146	0	50	196	13.1
Davin Stoffel	14	0	177	0	0	0	177	12.6
Brody Gormley	8	0	97	0	0	0	97	12.1
David Alpers	15	0	164	0	6	0	170	11.3
Brenden Begeman	9	83	0	0	0	0	83	9.2
Quinton Renfro	1	6	0	0	0	6	6	6.0
Colby Huerter	8	0	0	0	0	38	38	4.8
Adam Bock	15	0	0	0	0	63	63	4.2
Noah Thompson	13	0	0	49	0	0	49	3.8
Kevin Brenner	14	0	47	0	0	0	47	3.4
Matthew Durrance	15	0	0	0	0	44	44	2.9
Tucker Large	11	0	0	5	0	26	32	2.9
Steven Arrell	15	0	0	0	0	34	34	2.3
Marcus Preston	13	0	24	0	0	0	24	1.9
Cullen McShane	11	0	0	13	0	0	13	1.2
Bryce Johnson	15	0	0	0	16	0	16	1.1
Elijah Ervin	14	0	13	0	0	0	13	0.9
Aaron Kusler	15	0	0	0	10	0	10	0.7
Graham Spalding	15	0	0	0	0	8	8	0.5
Jon Bell	14	-5	0	0	0	0	-5	-0.4
Kolten Tilford	15	0	0	0	-12	0	-12	-0.9
TEAM	15	-23	0	0	0	0	-23	-1.5
Total	15	3,542	2,969	259	518	263	7,551	503.4
Opponents	15	1,398	2,857	6	654	41	4,956	330.4

PUNTING	No.	Yds	Avg.	LONG	TB	FC	I20	50+	BLK
Hunter Dustman	56	2,031	44.2	69	1	20	19	12	0
Mark Gronowski	2	80	40.0	47	1	0	1	0	0
Max Pelham	1	44	44.0	44	0	0	1	0	0
Total	49	2,155	44.0	69	2	20	21	12	0
Opponents	74	3,160	42.7	73	6	27	22	12	1

KICKOFFS	No.	Yds	Avg	TB	OB
Hunter Dustman	98	5,966	60.9	42	3
Jack Stevens	2	115	57.5	0	1
Total	100	6,081	60.8	42	4
Opponents	52	2,999	57.7	18	0

2024 STATISTICS

DEFENSIVE STATISTICS

No.	PLAYER	[----TACKLES-----]				TFL-Yds	[--SACKS--]	[---PASS DEF---]			[--FUMBLES--]			BLKD
		GP	SOLO	ASST	TOT		No.-Yds	INT-Yds	PBU	QBH	Rcv-Yds	FF	KICK	
32	Adam Bock	15	52	50	102	9.0-29	3.0-16	2-63	.	4	1-0	.	.	.
9	Caleb Franci	15	40	38	78	11.0-37	1.0-9	.	7	4
29	Graham Spalding	15	36	36	72	6.0-15	1.0-4	1-8	3	.	.	1	.	.
23	Matthew Durrance	15	43	20	63	2.0-5	.	3-44	4	.	1-7	.	.	.
7	Dalys Beantum	15	32	14	46	3.5-10	.	1-50	4	.	.	1	.	.
0	Daeton Mcgaughy	15	24	20	44	5.0-22	4.0-16	.	3	1
14	Colby Huerter	8	21	23	44	2.5-9	.	1-38
22	Colby Humphrey	15	31	9	40	.	.	1-0	5
28	Chase Van Tol	14	20	15	35	3.0-5	.	.	1	.	.	1	.	.
94	Kobe Clayborne	15	17	17	34	5.5-26	4.5-21	.	.	1	1-0	.	.	.
1	Tucker Large	11	21	13	34	1.0-3	.	3-26	4	.	1-0	.	.	.
52	Jarod DePriest	15	14	18	32	5.5-18	2.0-11	.	2	1	1-0	2	.	.
4	Steven Arrell	15	17	8	25	.	.	2-34	2	.	.	1	.	.
99	Dawson Ripperda	14	14	9	23	5.5-32	2.5-25	.	.	1	1-0	.	.	.
96	Bryce Hawthorne	14	9	13	22	5.5-36	4.5-35	.	.	2
26	Kolten Tilford	14	14	8	22	1.0-3	.	.	2
93	Max Baloun	15	8	10	18	4.5-19	2.0-15	1	1	.
13	Aydan Dautermann	14	9	7	16	0.5-1	.	.	2	.	1-0	.	.	.
11	Joe Ollman	15	6	9	15	.	.	.	1	1
6	Jalen B. Lee	15	12	2	14
55	Aaron Wolfcale-Holsten	15	6	8	14	3.0-16	2.5-15	.	.	1
5	Cullen McShane	11	5	8	13	.	.	.	2	.	.	.	1	.
90	Randy Keumogne	13	7	5	12	1.0-4	.	.	.	1	.	1	.	.
57	Levi Vanden Bos	15	7	5	12	1.5-6	0.5-5	.	.	3
97	Reis Kirschenman	13	7	3	10	6.0-19	2.5-14	.	.	5
3	Dontay Johnson	9	6	4	10	.	.	.	2
51	Logan Green	14	4	4	8	3.0-17	1.0-6	.	.	1
40	Aaron Kusler	15	4	4	8	.	.	.	1
27	Noah Thompson	13	5	3	8	.	.	.	1
2	Myles Taylor	6	6	1	7
33	Bryce Joihnson	15	3	3	6	.	.	.	1
95	Zac Wilson	9	4	2	6	3.5-13	2.0-10	.	.	2
50	Nick Wells	5	1	5	6	2.0-5
89	Brody Gormley	8	3	2	5
42	Anthony Palano	6	2	2	4
31	Trey Ridley	6	3	1	4
25	Cale Reeder	1	1	2	3
17	Abe Hoskins III	7	0	3	3
24	Brenden Begeman	9	2	0	2
20	Kirby Vorhees	13	1	1	2
98	Mac Muller	2	0	1	1
56	Fernando Lecuona	3	1	0	1
87	Davin Stoffel	14	1	0	1
18	Griffin Wilde	15	1	0	1
47	Kytan Fyfe	15	1	0	1	1	.	.
11	Mark Gronowski	15	1	0	1
21	Angel Johnson	12	1	0	1
Total		15	523	406	929	92.0-350	33.0-202	14-263	47	28	7-7	9	2	
Opponents		15	552	366	918	46.0-148	8.0-52	7-41	29	39	6-15	6	1	

TOP DEFENSIVE PERFORMANCES

DOUBLE-DIGIT TACKLES (5)

Adam Bock • at Oklahoma State, 8-31-24

• 12 tackles (6 solos, 6 assists)

Graham Spalding • at North Dakota State, 10-19-24

• 10 tackles (5 solos, 5 assists)

Adam Bock • vs. South Dakota, 10-26-24

• 10 tackles (2 solos, 8 assists)

Adam Bock • vs. Incarnate Word, 12-14-24

• 11 tackles (5 solos, 6 assists)

Graham Spalding • vs. Incarnate Word, 12-14-24

• 10 tackles (5 solos, 5 assists)

2024 STATISTICS

GAME-BY-GAME COMPARISON

OPPONENT	SCORE	----FIRST DOWNS----					--RUSHING--	--PASSING--	YARDS	-TOTAL OFFENSE-		RETURN Yds	TURNOVERS
		TOTAL	RUSH	PASS	PEN	NUMBER-YARDS	COMP-ATT-INT	PLAYS-YARDS					
Oklahoma State	20-44	17 / 23	3 / 10	13 / 12	1 / 1	26-124 / 39-149	20-37-1 / 24-33-0	264 / 245	65-388 / 72-394	78 / 58	1 / 0		
Incarnate Word	45-24	31 / 20	14 / 4	11 / 12	6 / 4	42-230 / 20-68	21-32-1 / 31-39-0	285 / 351	74-515 / 59-419	59 / 65	1 / 1		
Augustana	24-3	22 / 12	11 / 2	9 / 5	2 / 5	36-233 / 21-24	19-27-2 / 20-36-1	141 / 147	63-374 / 57-171	9 / 39	3 / 1		
S'Eastern Louisiana	41-0	18 / 13	13 / 7	5 / 3	0 / 3	36-341 / 41-94	8-19-1 / 10-23-2	76 / 92	55-417 / 64-186	180 / 80	1 / 2		
Northern Iowa	41-3	17 / 16	8 / 5	9 / 11	0 / 0	34-139 / 31-66	19-26-0 / 17-31-2	249 / 180	60-388 / 62-246	106 / 37	0 / 4		
Youngstown State	63-13	21 / 20	13 / 11	8 / 8	0 / 1	25-404 / 43-183	11-18-0 / 18-29-1	153 / 189	43-557 / 72-372	164 / 11	0 / 2		
North Dakota State	9-13	17 / 17	9 / 9	7 / 8	1 / 0	36-215 / 32-112	17-30-1 / 20-27-0	118 / 163	66-333 / 59-275	6 / 49	1 / 0		
South Dakota	20-17	19 / 18	11 / 6	7 / 9	1 / 3	44-166 / 23-81	21-29-0 / 21-35-1	163 / 194	73-329 / 58-275	39 / 26	1 / 1		
Murray State	52-6	31 / 10	15 / 5	11 / 5	5 / 0	38-343 / 35-117	19-34-0 / 16-23-1	252 / 119	72-595 / 58-236	41 / 27	0 / 1		
North Dakota	38-7	22 / 14	15 / 6	7 / 7	0 / 1	43-264 / 33-124	11-20-0 / 16-23-1	193 / 124	63-457 / 56-248	39 / 23	0 / 2		
Southern Illinois	41-10	24 / 12	12 / 1	10 / 9	2 / 2	49-288 / 18-34	13-21-0 / 20-32-2	215 / 199	70-503 / 50-233	41 / 65	0 / 2		
Missouri State	45-9	26 / 12	12 / 4	12 / 8	2 / 0	41-171 / 26-34	16-27-0 / 14-31-0	276 / 186	68-447 / 57-220	35 / 40	1 / 1		
Montana	35-18	19 / 16	11 / 5	8 / 11	0 / 0	42-222 / 29-75	14-18-0 / 19-32-2	177 / 231	60-399 / 61-306	102 / 83	1 / 2		
Incarnate Word	55-14	19 / 19	13 / 6	6 / 13	0 / 0	42-273 / 27-87	8-18-1 / 37-51-1	203 / 258	60-476 / 78-345	57 / 79	2 / 2		
North Dakota State	21-28	18 / 19	9 / 8	9 / 10	0 / 1	40-129 / 37-150	14-26-0 / 13-19-0	204 / 179	66-333 / 56-329	78 / 34	1 / 0		
Totals	550-209	321 / 241	169 / 89	132 / 131	20 / 21	576-3,542 / 455-1,398	231-382-7 / 296-464-14	2,969 / 2,857	958-6,511 / 919-4,255	1,034 / 716	13 / 21		

MISCELLANEOUS GAME-BY-GAME STATISTICS

THIRD-DOWN CONVERSIONS

OPPONENT	OVERALL	1ST QTR	2ND QTR	3RD QTR	4TH QTR/OT
Oklahoma State	3-13	2-4	1-4	0-1	0-4
Incarnate Word	10-13	3-5	2-3	2-2	3-3
Augustana	3-10	0-2	1-3	1-2	1-3
Southeastern Louisiana	4-9	1-3	1-2	0-1	2-3
Northern Iowa	5-12	2-4	1-3	1-2	1-3
Youngstown State	4-5	1-1	2-2	0-0	1-2
North Dakota State	8-16	3-5	4-6	0-2	1-3
South Dakota	8-16	2-2	3-5	1-3	2-5/0-1
Murray State	11-15	2-3	3-4	4-4	2-4
North Dakota	3-11	0-2	0-2	2-3	1-4
Southern Illinois	9-15	1-3	3-4	2-3	3-5
Missouri State	7-13	4-5	3-4	0-2	0-2
Montana	7-12	2-2	4-5	1-2	0-3
Incarnate Word	5-11	2-2	2-3	1-3	0-3
North Dakota State	8-15	3-4	0-2	0-2	5-7
Totals	95-186	28-47	30-52	15-32	22-54/0-1
	51.1%	59.6%	57.7%	46.9%	40.7%/0.0%
Opponents	61-200	11-45	21-61	17-50	12-43/0-1
	30.5%	24.4%	34.4%	34.0%	27.9%/0.0%

TIME OF POSSESSION

OPPONENT	OVERALL	1ST QTR	2ND QTR	3RD QTR	4TH QTR
Western Oregon	30:47	7:17	10:07	2:28	10:55
Incarnate Word	35:17	5:00	12:00	7:18	10:59
Augustana	31:44	7:03	5:15	5:53	13:33
Southeastern Louisiana	25:52	3:58	5:42	6:03	10:09
Northern Iowa	30:43	6:52	9:14	2:43	11:54
Youngstown State	19:46	6:08	6:13	3:14	4:11
North Dakota State	28:23	10:36	6:31	3:06	8:10
South Dakota	31:38	3:20	12:31	5:21	10:26
Murray State	31:54	4:19	7:40	10:10	9:45
North Dakota	33:27	6:53	7:45	6:41	12:08
Southern Illinois	38:21	5:05	12:24	7:41	13:11
Missouri State	34:32	8:06	10:43	7:09	8:34
Montana	33:56	7:12	8:31	5:17	12:56
Incarnate Word	32:48	6:15	12:26	6:46	7:21
North Dakota State	29:39	7:05	8:45	4:31	9:18
Totals	468:47	95:09	135:47	84:21	153:30
Avg.	31:15	6:21	9:03	5:37	10:14
Opponents	430:13	92:58	125:06	105:51	106:18
Avg.	28:41	6:12	8:20	7:03	7:05

FOURTH-DOWN CONVERSIONS

OPPONENT	OVERALL	1ST QTR	2ND QTR	3RD QTR	4TH QTR/OT
Oklahoma State	0-4	0-1	0-0	0-0	0-3
Incarnate Word	0-0	0-0	0-0	0-0	0-0
Augustana	0-1	0-0	0-0	0-1	0-0
Southeastern Louisiana	0-0	0-0	0-0	0-0	0-0
Northern Iowa	1-1	0-0	0-0	0-0	1-1
Youngstown State	0-0	0-0	0-0	0-0	0-0
North Dakota State	0-0	0-0	0-0	0-0	0-0
South Dakota	1-2	0-0	0-0	0-1	0-0/1-1
Murray State	0-0	0-0	0-0	0-0	0-0
North Dakota	1-1	0-0	1-1	0-0	0-0
Southern Illinois	1-1	0-0	1-1	0-0	0-0
Missouri State	1-1	0-0	0-0	0-0	1-1
Montana	1-1	0-0	0-0	0-0	1-1
Incarnate Word	1-1	0-0	0-0	0-0	1-1
North Dakota State	1-3	0-0	1-2	0-0	0-1
Totals	8-16	0-1	3-4	0-2	4-8
	50.0%	0.0%	75.0%	0.0%	50.0%
Opponents	11-32	4-6	1-9	4-6	2-11
	34.4%	66.7%	11.1%	66.7%	18.2%

PENALTIES

OPPONENT	SDSU	Opp
Oklahoma State	5-42	1-10
Incarnate Word	6-71	9-100
Augustana	9-110	7-40
Southeastern Louisiana	4-54	3-12
Northern Iowa	2-15	2-15
Youngstown State	1-10	3-25
North Dakota State	10-89	5-38
South Dakota	6-58	5-26
Murray State	5-35	12-108
North Dakota	5-50	3-35
Southern Illinois	8-75	6-45
Missouri State	2-15	4-41
Montana	3-15	5-25
Incarnate Word	4-33	5-35
North Dakota State	3-40	3-15
Totals	73-712	73-570

2024 STATISTICS

GAME-BY-GAME STARTERS

OFFENSE

Opponent	LT	LG	C	RG	RT	TE	WR	WR/TE	WR/TE/RB	QB	RB
Oklahoma St.	Q. Christensen	Vibert	Miller	Beerntsen	Hagen	Stoffel	Wilde	Goering	Brenner	Gronowski	Am. Johnson
Incarnate Word	Q. Christensen	Vibert	Miller	Beerntsen	Hagen	Stoffel	Wilde	Goering	Cole	Gronowski	Am. Johnson
Augustana	Q. Christensen	Paepke	Miller	Beerntsen	Hagen	Gannon	Wilde	Goering	Brenner	Gronowski	Am. Johnson
SE Louisiana	Q. Christensen	Paepke	Miller	Beerntsen	Hicks	Stoffel	Wilde	Goering	Brenner	Gronowski	Am. Johnson
Northern Iowa	Q. Christensen	Paepke	Miller	Beerntsen	Hicks	Stoffel	Wilde	Goering	Brenner	Gronowski	Am. Johnson
Youngstown St.	Q. Christensen	Vibert	Miller	Beerntsen	Hicks	Stoffel	Wilde	Goering	Prejean	Gronowski	Am. Johnson
N. Dakota State	Q. Christensen	Vibert	Miller	Beerntsen	Hagen	Stoffel	Wilde	Goering	Prejean	Gronowski	Am. Johnson
South Dakota	Q. Christensen	Vibert	Miller	Beerntsen	Hagen	Stoffel	Wilde	Goering	Alpers	Gronowski	Am. Johnson
Murray State	Q. Christensen	Vibert	Miller	Beerntsen	Hagen	Stoffel	Wilde	Alpers	Brenner	Gronowski	Am. Johnson
North Dakota	Q. Christensen	Vibert	Miller	Beerntsen	Hagen	Stoffel	Wilde	O'Groske	Brenner	Gronowski	Am. Johnson
Southern Illinois	Q. Christensen	Vibert	Miller	Beerntsen	Hagen	Stoffel	Wilde	O'Groske	Brenner	Gronowski	Am. Johnson
Missouri State	Q. Christensen	Vibert	Miller	Beerntsen	Hagen	Stoffel	Wilde	O'Groske	Brenner	Gronowski	Am. Johnson
Montana	Q. Christensen	Vibert	Miller	Beerntsen	Hagen	Stoffel	Wilde	Alpers	Brenner	Gronowski	Am. Johnson
Incarnate Word	Q. Christensen	Vibert	Miller	Beerntsen	Hagen	Stoffel	Wilde	O'Groske	Brenner	Gronowski	Am. Johnson
N. Dakota State	Q. Christensen	Vibert	Miller	Beerntsen	Hagen	Stoffel	Wilde	Alpers	Brenner	Gronowski	Am. Johnson

DEFENSE

Opponent	DE	DT	NT	DE	WLB	MLB	SLB	CB	SS	FS	CB
Oklahoma St.	Vanden Bos	DePriest	Baloun	Wilson	Franci	Bock	Spalding	Beanum	Reeder	Large	Humphrey
Incarnate Word	Vanden Bos	DePriest	Baloun	Wilson	Franci	Bock	Spalding	Beanum	Durrance	Large	Humphrey
Augustana	Vanden Bos	DePriest	Baloun	Clayborne	Franci	Bock	Spalding	Beanum	Durrance	Large	Humphrey
SE Louisiana	Vanden Bos	DePriest	Baloun	Clayborne	Franci	Bock	Spalding	Beanum	Huerter	Durrance	Humphrey
Northern Iowa	Vanden Bos	DePriest	Baloun	Clayborne	Franci	Bock	Spalding	Beanum	Huerter	Durrance	Humphrey
Youngstown St.	Vanden Bos	DePriest	Baloun	Clayborne	Franci	Bock	Spalding	Beanum	Huerter	Durrance	Humphrey
N. Dakota State	Vanden Bos	DePriest	Baloun	Clayborne	Franci	Bock	Spalding	Beanum	Huerter	Durrance	Humphrey
South Dakota	Vanden Bos	DePriest	Baloun	Clayborne	Franci	Bock	Spalding	Beanum	Huerter	Durrance	Humphrey
Murray State	Vanden Bos	DePriest	Baloun	Clayborne	Franci	Bock	Spalding	Beanum	Huerter	Durrance	Humphrey
North Dakota	Vanden Bos	DePriest	Baloun	Clayborne	Franci	Bock	Spalding	Beanum	Huerter	Large	Humphrey
Southern Illinois	Vanden Bos	DePriest	Baloun	Clayborne	Franci	Bock	Spalding	Beanum	Durrance	Large	Humphrey
Missouri State	Vanden Bos	DePriest	Baloun	Clayborne	Franci	Bock	Spalding	Beanum	Durrance	Large	Humphrey
Montana	Vanden Bos	DePriest	Baloun	Clayborne	Franci	Bock	Spalding	Beanum	Durrance	Large	Humphrey
Incarnate Word	Vanden Bos	DePriest	Baloun	Clayborne	Franci	Bock	Spalding	Beanum	Durrance	Large	Humphrey
N. Dakota State	Vanden Bos	DePriest	Baloun	Clayborne	Franci	Bock	Spalding	Beanum	Durrance	Large	Humphrey

JACKRABBITS IN THE NCAA STATISTICS

TEAM (top 20)

- 1st in scoring defense, 13.9 points/game
- 1st in fewest sacks allowed, 0.53/game
- 2nd in net punting, 43.04 yards/attempt
- 2nd in punt return defense, 0.46 yards/return
- 3rd in rushing offense, 236.1 yards/game
- 3rd in fewest tackles for loss allowed, 3.07/game
- 4th in scoring offense, 36.7 points/game
- 5th in rushing defense, 93.2 yards/game
- 5th in total defense, 283.7 yards/game
- 5th in first downs offense, 321
- 5th in third-down conversion percentage, .511
- 8th in third-down conversion percentage defense, .305
- 10th in red-zone defense, .710
- 11th in kickoff return defense, 16.35 yards/return
- 12th in total offense, 434.1 yards/game
- 13th in fourth-down conversion percentage defense, .344
- 17th in passes intercepted, 14
- 18th in punt returns, 12.30 yards/return
- T-19th in fewest blocked kicks allowed, 1
- 20th in fewest penalties per game, 4.87

INDIVIDUAL (top 25)

MARK GRONOWSKI

- 6th in points responsible for, 198
- 18th in passing yards, 2,719
- 18th in passing touchdowns, 23
- 22nd in points responsible for per game, 13.2
- 24th in passing efficiency, 147.3
- 24th in yards per pass attempt, 8.07
- 25th in passing yards per completion, 13.20

AMAR JOHNSON

- 12th in rushing yards per carry, 6.33
- 16th in rushing yards, 1,222
- 16th in rushing touchdowns, 14
- 17th in total touchdowns, 15

GRIFFIN WILDE

- 7th in receiving yards, 1,147
- 7th in receiving touchdowns, 12

QUARTERBACKS



5-JON BELL

6-3, 205, Sr.

Naperville, Illinois • Naperville North H.S.

SINGLE-GAME CAREER HIGHS

Completions: 2, vs. Southern Illinois, 11-16-2024, and at Missouri State, 11-23-2204

Passing Attempts: 4, vs. Western Oregon, 8-31-2023, and vs. Southern Illinois, 11-16-2024

Passing Yards: 30, vs. Southern Illinois, 11-16-2024

Long Pass: 29 yards, to Kentrell Prejean, vs. Incarnate Word, 12-14-2024

Touchdown Passes: 1, vs. Youngstown State, 10-12-2024

Rushing Attempts: 2, vs. Western Oregon, 8-31-2023

Rushing Yards: 13, vs. Western Oregon, 8-31-2023

Long Rush: 11 yards, vs. Western Oregon, 8-31-2023



7-CHASE MASON

6-4, 240, Sr.

Hurley, South Dakota • Viborg-Hurley H.S./ Nebraska

SINGLE-GAME CAREER HIGHS

Completions: 10, vs. Murray State, 11-2-2024

Passing Attempts: 16, vs. Murray State, 11-2-2024

Passing Yards: 82, vs. Murray State, 11-2-2024

Long Pass: 71 yards (for TD), to Griffin Wilde, vs.

UAlbany, 12-15-2023

Touchdown Passes: 1, three times (last: vs. Murray State, 11-2-2024)

Rushing Attempts: 7, three times (last: vs. Murray State, 11-2-2024)

Rushing Yards: 161, vs. Youngstown State, 10-12-2024

Long Rush: 69 yards (for TD), vs. Drake, 9-16-2023, and vs. Youngstown State, 10-12-2024

Rushing Touchdowns: 2, vs. Youngstown State, 10-12-24

RUNNING BACKS



24-BRENDEN BEGEMAN

6-2, 210, So.

Selby, South Dakota • Selby Area H.S.

SINGLE-GAME CAREER HIGHS

Rushing Attempts: 10, vs. Southern Illinois, 11-16-2024

Rushing Yards: 37, vs. Southern Illinois, 11-16-2024

Long Rush: 13 yards, at North Dakota, 11-9-2024

Rushing Touchdowns: 1, vs. Incarnate Word, 12-14-2024



35-QUINTON RENFRO

5-11, 205, R-Fr.

Joplin, Missouri • Joplin H.S.

SINGLE-GAME CAREER HIGHS


Rushing Attempts: 2, vs. Southern Illinois, 11-16-2024

Rushing Yards: 6, vs. Southern Illinois, 11-16-2024

Long Rush: 4 yards, vs. Southern Illinois, 11-16-2024

Rushing Touchdowns: N/A

WIDE RECEIVERS



6-ELIJAH ERVIN

6-1, 195, Sr.

Phoenix, Arizona • Desert Vista H.S./Snow College

SINGLE-GAME CAREER HIGHS

Receptions: 1, vs. Augustana, 9-14-2024, and vs. Murray State, 11-2-2024

Receiving Yards: 8, vs. Augustana, 9-14-2024

Long Reception: 8 yards, vs. Augustana, 9-14-2024

Receiving Touchdowns: N/A



12-GRAHM GOERING

6-2, 210, Sr.

Iowa City, Iowa • Iowa City West H.S.

SINGLE-GAME CAREER HIGHS

Receptions: 6, vs. South Dakota, 10-26-2024

Receiving Yards: 69, at Oklahoma State, 8-31-2024

Long Reception: 45 yards (for TD), vs. Youngstown State, 10-12-2024

Receiving Touchdowns: 1, four times (last: vs.

Youngstown State, 10-12-2024)

Kickoff Returns: 1, vs. Western Oregon, 8-31-2023, and vs. Villanova, 12-9-2023

Long Kickoff Return: 30 yards, vs. Western Oregon, 8-31-2023



1-LOFTON O'GROSKE

6-2, 210, So.

Coon Rapids, Minnesota • Coon Rapids H.S.

SINGLE-GAME CAREER HIGHS

Receptions: 5, vs. Murray State, 11-2-2024

Receiving Yards: 50, vs. Murray State, 11-2-2024

Long Reception: 35 yards, at North Dakota State, 12-21-2024

Receiving Touchdowns: 1, vs. Murray State, 11-2-2024

All-Purpose Yards: 62, vs. Incarnate Word, 12-14-2024

TIGHT ENDS



4-DAVID ALPERS

6-6, 255, Jr.

Sioux Falls, South Dakota • O'Gorman H.S.

SINGLE-GAME CAREER HIGHS

Receptions: 2, vs. Southern Illinois, 11-16-2024

Receiving Yards: 59, vs. Incarnate Word, 12-14-2024

Long Reception: 59 yards (for TD), vs. Incarnate Word, 12-14-2024

Receiving Touchdowns: 1, vs. Incarnate Word, 12-14-2024

CAREER HIGHS — OFFENSE/SPECIALISTS/DEFENSE

TIGHT ENDS (cont.)



88-GREYTON GANNON

6-4, 235, Jr.

Eagle, Wisconsin • Mukwonago H.S.


SINGLE-GAME CAREER HIGHS

Receptions: 3, at North Dakota State, 12-21-2024

Receiving Yards: 47, vs. Incarnate Word, 9-7-2024

Long Reception: 41 yards (for TD), vs. Incarnate Word, 9-7-2024

Receiving Touchdowns: 1, vs. Incarnate Word, 9-7-2024



50-NICK WELLS

6-4, 260, R-Fr.

Sioux City, Iowa • East H.S.

SINGLE-GAME CAREER HIGHS


Solo Tackles: 1, at Southeastern Louisiana, 9-21-2024

Assisted Tackles: 3, at Northern Iowa, 10-5-2024

Total Tackles: 3, at Southeastern Louisiana, 9-21-2024, and at Northern Iowa, 10-5-2024

Tackles for Loss: 2.0, at Southeastern Louisiana, 9-21-2024

SPECIALISTS



41-MAX PELHAM

6-1, 195, Sr.

Ankeny, Iowa • Ankeny H.S./MSU, Mankato


SINGLE-GAME CAREER HIGHS

Punts: 1, vs. Youngstown State, 10-12-2024

Punt Average (Min. 3 Punts): N/A

Punts Inside 20: 1, vs. Youngstown State, 10-12-2024

Long Punt: 44 yards, vs. Youngstown State, 10-12-2024



DEFENSIVE TACKLES

94-KOBE CLAYBORNE

6-0, 280, Sr.

Sioux City, Iowa • Bishop Heelan H.S./

Northwest Missouri State

SINGLE-GAME CAREER HIGHS

Solo Tackles: 4, vs. Augustana, 9-14-2024

Assisted Tackles: 4, at North Dakota State, 10-19-2024

Total Tackles: 5, vs. Augustana, 9-14-2024, and vs. Incarnate Word, 12-14-2024

Tackles for Loss: 1.5, at Southeastern Louisiana, 9-21-2024

Sacks: 1.5, at Southeastern Louisiana, 9-21-2024

Fumble Recoveries: 1, at Northern Iowa, 10-5-2024

DEFENSIVE ENDS



8-REIS KIRSCHENMAN

6-4, 265, So.

Tea, South Dakota • Tea Area H.S.

SINGLE-GAME CAREER HIGHS


Solo Tackles: 2, at North Dakota, 11-9-2024

Assisted Tackles: 1, three times (last: at Missouri State, 11-23-2024)

Total Tackles: 2, vs. Augustana, 9-14-2024, and vs. North Dakota, 11-9-2024

Tackles for Loss: 1.0, five times (last: at North Dakota State, 12-21-2024)

Sacks: 1.0, at North Dakota, 11-9-2024, and vs. Montana, 12-7-2024



51-LOGAN GREEN

6-4, 290, Jr.

Northboro, Iowa • Clarinda H.S.

SINGLE-GAME CAREER HIGHS

Solo Tackles: 2, at Missouri State, 11-23-2024

Assisted Tackles: 2, vs. Incarnate Word, 9-7-2024

Total Tackles: 3, vs. Incarnate Word, 9-7-2024

Tackles for Loss: 2.0, at Missouri State, 11-23-2024

Forced Fumbles: 1, vs. Northern Iowa, 10-14-2023



99-DAWSON RIPPERDA

6-4, 255, Jr.

Larchwood, Iowa • West Lyon H.S./

Northern Illinois

SINGLE-GAME CAREER HIGHS

Solo Tackles: 3, vs. Murray State, 11-2-2024


Assisted Tackles: 2, three times (last: vs. Youngstown State, 10-12-2024)

Total Tackles: 4, vs. Augustana, 9-14-2024, and vs. Murray State, 11-2-2024

Tackles for Loss: 1.5, vs. Augustana, 9-14-2024

Sacks: 1.5, vs. Augustana, 9-14-2024

Fumble Recoveries: 1, at North Dakota, 11-9-2024



98-MAC MULLER

6-1, 270, R-Fr.

Osage, Iowa • Osage H.S.

SINGLE-GAME CAREER HIGHS

Solo Tackles: N/A

Assisted Tackles: 1, vs. Youngstown State, 10-12-2024

Total Tackles: 1, vs. Youngstown State, 10-12-2024

Tackles for Loss: N/A



55-AARON WOLFCAL-HOLSTEN

6-2, 285, JSr.

Gilbert, Arizona • Williams Field H.S.

SINGLE-GAME CAREER HIGHS

Solo Tackles: 2, vs. Butler, 9-17-2022

Assisted Tackles: 2, vs. Indiana State, 10-29-2022


Total Tackles: 2, seven times (last: at Missouri State, 11-23-2024)

Tackles for Loss: 1.5, at Missouri State, 11-23-2024

Sacks: 1.5, at Missouri State, 11-23-2024

Fumble Recoveries: 1, vs. Butler, 9-17-2022

LINEBACKERS



47-KYTAN FYFE

6-2, 210, Jr..

Grand Island, Nebraska • Grand Island H.S.


SINGLE-GAME CAREER HIGHS

Solo Tackles: 1, vs. Youngstown State, 10-12-2024

Assisted Tackles: N/A

Total Tackles: 1, vs. Youngstown State, 10-12-2024

Forced Fumbles: 1, vs. Youngstown State, 10-12-2024



33-BRYCE JOHNSON

6-3, 220, Jr.

Parker, Colorado • Lutheran H.S.

SINGLE-GAME CAREER HIGHS

Solo Tackles: 2, vs. Murray State, 11-2-2024

Assisted Tackles: 1, three times (last: vs. Southern Illinois, 11-16-2024)

Total Tackles: 2, vs. Youngstown State, 10-12-2024, and vs. Murray State, 11-2-2024

Pass Breakups: 1, vs. Murray State, 11-2-2024

Kickoff Returns: 2, at Missouri State, 11-23-2024

Kickoff Return Yards: 16, at Missouri State, 11-23-2024



5-CULLEN McSHANE

6-2, 230, Jr.

Marquette, Iowa • MFL MarMac H.S.

SINGLE-GAME CAREER HIGHS

Solo Tackles: 3, vs. Drake, 9-16-2023

Assisted Tackles: 2, four times (last: vs. Southern Illinois, 11-16-2024)

Total Tackles: 5, vs. Drake, 9-16-2023

Tackles for Loss: N/A

Pass Breakups: 1, vs. Augustana, 9-14-2024, and at Northern Iowa, 10-5-2024

Forced Fumbles: 1, at Illinois State, 10-7-2023

Blocked Kicks: 1, at Northern Iowa, 10-5-2024



11-JOE OLLMAN

6-1, 230, Jr.

Mequon, Wisconsin • Homestead H.S.

SINGLE-GAME CAREER HIGHS

Solo Tackles: 3, vs. Montana, 12-7-2024

Assisted Tackles: 3, vs. Southern Illinois, 11-16-2024

Total Tackles: 4, vs. Montana, 12-7-2024



28-CHASE VAN TOL

6-1, 200, So.

Tea, South Dakota • Tea Area H.S.

SINGLE-GAME CAREER HIGHS

Solo Tackles: 8, vs. Youngstown State, 10-12-2024

Assisted Tackles: 2, four times (last: vs. Southern Illinois, 11-16-2024)

Total Tackles: 9, vs. Youngstown State, 10-12-2024

Tackles for Loss: 2.0, vs. Youngstown State, 10-12-2024

Forced Fumbles: 1, at North Dakota, 11-9-2024

CORNERBACKS



30-CODY COTTON

6-0, 185, Jr.

Pleasant Prairie, Wisconsin • Union Grove H.S./Upper Iowa

SINGLE-GAME CAREER HIGHS

Solo Tackles: 1, vs. Drake, 9-16-2023

Assisted Tackles: 1, vs. Montana State, 9-9-2023

Total Tackles: 1, vs. Montana State, 9-9-2023, and vs.

Drake, 9-16-2023



13-AYDAN DAUTERMANN

6-2, 195, Sr.

Hartford, Wisconsin • Slinger H.S.

SINGLE-GAME CAREER HIGHS

Solo Tackles: 2, three times (last: vs. Incarnate Word, 12-14-2024)

Assisted Tackles: 1, eight times (last: vs. Incarnate Word, 12-14-2024)

Total Tackles: 3, vs. Butler, 9-17-2022, and vs. Incarnate Word, 12-14-2024

Tackles for Loss: 0.5, at Oklahoma State, 8-31-2024

Interceptions: 1, vs. Mercer, 12-2-2023

Pass Breakups: 1, six times (last: vs. Montana, 12-7-2024)

Fumble Recoveries: 1, vs. Youngstown State, 10-12-2024



2-MYLES TAYLOR

6-1, 175, Sr.

Gilbert, Arizona • Williams Field H.S.

SINGLE-GAME CAREER HIGHS

Solo Tackles: 2, vs. Mercer, 12-2-2023, and vs. UAlbany, 12-15-2023

Assisted Tackles: 2, vs. UAlbany, 12-15-2023

Total Tackles: 4, vs. UAlbany, 12-15-2023

Pass Breakups: 1, vs. UAlbany, 12-15-2023

SAFETIES



3-DONTAY JOHNSON

6-2, 205, Jr.

Fort Collins, Colorado •

Colorado Early College

SINGLE-GAME CAREER HIGHS

Solo Tackles: 3, vs. UC Davis, 9-10-2022

Assisted Tackles: 1, six times (last: vs. Incarnate Word, 12-14-2024)

Total Tackles: 3, vs. UC Davis, 9-10-2022

Tackles for Loss: 1.0, vs. UC Davis, 9-10-2022

Pass Breakups: 1, three times (last: vs. Montana, 12-7-2024)



6-JALEN B. LEE

6-0, 200, Jr.

Wentzville, Missouri • Fort Zumwalt H.S.

SINGLE-GAME CAREER HIGHS

Solo Tackles: 4, vs. Montana, 1-7-2024

Assisted Tackles: 2, vs. Mercer, 12-2-2023

Total Tackles: 4, three times (last: vs. Missouri State, 11-23-2024)

Pass Breakups: 1, vs. Drake, 9-16-2023



27-NOAH THOMPSON

6-0, 185, Jr.

Brandon, South Dakota • Brandon Valley H.S.

SINGLE-GAME CAREER HIGHS

Solo Tackles: 3, vs. Western Oregon, 8-31-2023

Assisted Tackles: 1, four times (last: vs. Incarnate Word, 12-14-2024)

Total Tackles: 3, vs. Western Oregon, 8-31-2023

Pass Breakups: 1, vs. Murray State, 11-2-2024

Note: Returned blocked punt at Northern Iowa 49 yards for TD, 10-5-2024

#11/11 SDSU 24, #8/12 SACRAMENTO STATE 19

Dec. 4, 2021 • Hornet Stadium (Att.: 10,031)

SACRAMENTO, Calif. — South Dakota State dominated the first half and then held off a furious comeback bid by fourth-seeded Sacramento State in the second half to advance in the Football Championship Subdivision playoffs with a 24-19 victory Dec. 4, 2021, at Hornet Stadium.

With the win, the Jackrabbits improved to 10-3 overall and earned a date at fifth-seeded Villanova in quarterfinal action Dec. 11.

SDSU scored on four of its five first-half possessions to build a 24-0 lead. The Jackrabbits marched 73 yards on eight plays on their opening drive, breaking into the scoring column on a 5-yard touchdown run by Pierre Strong, Jr. It was the 17th rushing touchdown of the season for the Walter Payton Award finalist.

Cole Frahm added a 45-yard field goal on the next Jackrabbit possession and SDSU added a pair of scores in the second quarter with a pair of long drives. Isaiah Davis scored on runs of 7 and 6 yards to cap respective drives of 88 and 73 yards.

The Jackrabbit defense held Sacramento State to a total of six yards on the Hornets' first two drives of the game and also came up with a pair off first-half interceptions. Don Gardner picked off a pass at the goal line to end a Hornet drive late in the first quarter and defensive end Cade Terveer dropped into coverage and came up with an interception in SDSU territory in the second quarter.

Sacramento State, 9-3 overall, finally put points on the board on the final play of the first half as Kyle Sentkowski kicked a 44-yard field goal.

The second half was nearly a mirror image of the first stanza as the Hornets found their rhythm offensively as the Jackrabbit offense began to sputter. Sac State tallied its first touchdown of the game on a 3-yard pass from Jake Dunniway to Pierre Williams late in the third quarter and Sentkowski drew the Hornets to within 24-13 with a 48-yard field goal five minutes into the fourth quarter.

Meanwhile, SDSU managed only 80 total yards in the second half and was forced to punt on each of its first four possessions of the half.

The Hornets kept the momentum, marching 89 yards on 13 plays with Isaiah Gable recording the final yard on a flip pass from Asher O'Hara with 2:33 to play. The two-point attempt was broken up by Isaiah Stalbird to keep the score at 24-19.

The Jackrabbits' Dalys Beanum recovered the onside kick attempt and Davis sealed the victory with a 2-yard run on fourth-and-1 from the Sac State 39 with under a minute and a half to play.

Davis ended the night with a game-high 108 yards on 19 carries. Strong rushed 14 times for 73 yards.

Sac State finished with a 480-363 advantage in total offense as Dunniway accounted for 331 through the air of 26-of-43 passing and a team-high 41 yards on the ground. Williams caught seven passes for 100 yards.

SDSU quarterback Chris Oladokun completed 12-of-23 passes for 158 yards, with Jaxon Janke catching five passes for 48 yards and Tucker Kraft hauling in three receptions for 49 yards.

Isaiah Stalbird registered a game-high nine tackles for the Jackrabbits, with Logan Backhaus adding eight. Abel Ordaz led Sac State with eight stops.



Don Gardner, right, and Malik Lofton celebrate Gardner's interception late in the first quarter that ended a Sacramento State drive deep in Jackrabbit territory.

SCORE BY QUARTERS	1	2	3	4	FINAL
South Dakota State (10-3)	10	14	0	0	24
Sacramento State (9-3)	0	3	7	9	19

SCORING SUMMARY

1st	10:28	SDSU	—	Pierre Strong, Jr. 5 yd run (Cole Frahm kick)
1st	4:25	SDSU	—	Frahm 45 yd field goal
2nd	9:34	SDSU	—	Isaiah Davis 7 yd run (Frahm kick)
2nd	1:43	SDSU	—	Davis 6 yd run (Frahm kick)
2nd	00:00	SSU	—	Kyle Sentkowski 44 yd field goal
3rd	5:27	SSU	—	Pierre Williams 3 yd pass from Jake Dunniway (Sentkowski kick)
4th	9:49	SSU	—	Sentkowski 48 yd field goal
4th	2:33	SSU	—	Isaiah Gable 1 yd pass from Asher O'Hara (pass failed)

TEAM STATISTICS

	SDSU	SSU
FIRST DOWNS	19	29
RUSHES-YARDS (NET)	42-205	27-105
PASSING YDS (NET)	158	375
Passes Att-Comp-Int	23-12-0	49-30-2
TOTAL OFFENSE PLAYS-YARDS	65-363	76-480
Punt Returns-Yards	1-17	0-0
Kickoff Returns-Yards	2-12	2-28
Interception Returns-Yards	2-4	0-0
Punts (Number-Avg)	5-44.8	3-44.7
Fumbles-Lost	3-0	1-0
Penalties-Yards	4-39	4-42
Possession Time	32:16	27:44
Third-Down Conversions	6 of 13	6 of 13
Fourth-Down Conversions	1 of 1	1 of 2
Red-Zone Scores-Chances	3-3	3-4
Sacks By: Number-Yards	3-30	2-12

RUSHING LEADERS: SDSU - Isaiah Davis 19-108; Pierre Strong, Jr. 14-73; Chris Oladokun 7-28.

SSU - Jake Dunniway 10-41; Cameron Skatteo 3-23; B.J. Perkinson 3-23. **PASSING LEADERS:**

SDSU - Chris Oladokun 12-23-0 158. SSU - Jake Dunniway 26-43-2 331; Asher O'Hara 4-5-0 44.

RECEIVING LEADERS: SDSU - Jaxon Janke 5-48; Tucker Kraft 3-49; Jadon Janke 2-40; Zach Heins 1-13; Isaiah Davis 1-8. SSU - Pierre Williams 7-100; Marshal Martin 6-59; Jared Gipson -96; Parker Clayton 3-43; B.J. Perkinson 3-13; Devin Gandy 2-33; Cameron Skattebo 2-18; Isaiah Gable 2-6; Chris Miller 1-7. **INTERCEPTIONS:** SDSU - Cade Terveer 1-0; Don Gardner 1-0.

SSU - none. **SACKS:** SDSU - none. SDSU - Cade Terveer 1.5-15; Tolu Ogunrinde 1.0-12; Thomas Stacker 0.5-3. SSU - Josiah Erickson 1.0-17; Killian Rosko 1.0-4. **TACKLE LEADERS (UA-A-TOT):** SDSU - Isaiah Stalbird 6-3-9; Logan Backhaus 3-5-8; Michael Griffin 5-2-7; Don Gardner 4-3-7. SSU - Abel Ordaz 2-6-8; Malik Jeter 6-1-7; Taylor Powell 4-3-7.