



SOUTH DAKOTA STATE JACKRABBIT BASKETBALL GAME NOTES

SDSU Athletics Communications Office | 2820 Stanley J. Marshall Center | Brookings, SD 57007-1497
Assistant Director of Athletics Communications / Andrew Pedersen | Andrew.Pedersen@sdstate.edu

SCHEDULE & RESULTS

Date	Opponent	Time/Result
Nov. 4	\$ vs. McNeese State	W, 80-73
Nov. 8	vs. Long Beach State	W, 80-79
Nov. 14	% vs. Northern Colorado	L, 78-69
Nov. 18	vs. Mount Marty	W, 89-41
Nov. 20	vs. Southern Miss	W, 101-76
Nov. 24	^ vs. Duquesne	W, 71-60
Nov. 25	^ vs. Boise State	L, 83-82
Nov. 26	^ vs. Missouri State	W, 75-55
Dec. 2	vs. Dakota Wesleyan	W, 78-62
Dec. 4	at Montana	L, 71-67
Dec. 7	vs. Eastern Washington	W, 74-53
Dec. 11	at Nevada	L, 77-63
Dec. 13	at Colorado	L, 81-70
Dec. 19	vs. Chadron State	W, 87-72
Dec. 29	at No. 5/6 Alabama	L, 105-82
Jan. 2	* vs. Denver	W, 91-70
Jan. 8	* at St. Thomas	L, 73-72
Jan. 11	* at Omaha	L, 87-80
Jan. 16	* vs. North Dakota	W, 109-73
Jan. 18	* vs. Oral Roberts	W, 84-70
Jan. 23	* at Kansas City	W, 65-64
Jan. 25	* vs. South Dakota	W, 90-71
Jan. 30	* at North Dakota State	W, 72-62
Feb. 1	* at North Dakota	L, 80-75
Feb. 6	* vs. St. Thomas	7 p.m.
Feb. 13	* vs. Omaha	7 p.m.
Feb. 16	* at South Dakota	1 p.m.
Feb. 19	* vs. North Dakota State	7 p.m.
Feb. 23	* vs. Kansas City	1 p.m.
Feb. 27	* at Oral Roberts	7 p.m.
March 1	* at Denver	2 p.m.
March 5-9	Summit League Tournament	

\$ - Field of 68 Showcase in Sioux Falls, S.D.

% - Game played in The Monument in Rapid City, S.D.

^ - Cayman Islands Classic played in George town, Grand Cayman

* - Summit League game

Summit League Tournament played at Denny Sanford PREMIER Center in Sioux Falls, S.D.

Home Games in First Bank & Trust Arena
All times Central

SUMMIT LEAGUE STANDINGS

Team	Summit	Overall
St. Thomas	8-1	18-6
Omaha	8-1	14-10
South Dakota State	6-3	15-9
North Dakota State	5-4	16-8
South Dakota	4-4	13-10
North Dakota	3-6	9-15
Kansas City	2-7	10-14
Denver	2-7	8-16
Oral Roberts	2-7	6-16

SOUTH DAKOTA STATE vs. ST. THOMAS



Head Coach
Eric Henderson
Overall: 124-57 (6th Year)
School: Same

STAT LEADERS
Points Per Game
Oscar Cluff (17.3)

Rebounds Per Game
Oscar Cluff (12.8)

Assists Per Game
Oscar Cluff (2.9)

Steals Per Game
Owen Larson (1.0)

Blocks Per Game
Oscar Cluff (1.0)

GAME INFO & COVERAGE

When..... Thursday, February 6
Time..... 7 p.m. CT
Where..... Brookings, South Dakota
Facility..... First Bank & Trust Arena
Radio..... Jackrabbit Sports Network
Talent..... Tyler Merriam
Online..... GoJacks.com
Mobile..... The Varsity Network
Television..... Midco Sports
Online/Mobile.. SLN/Midco Sports Plus
Talent..... David Brown, Shon Morris
Live Stats..... GoJacksLive.com



Head Coach
John Tauer
Overall: 285-103 (14th Year)
School: Same

STAT LEADERS
Points Per Game
Miles Barnstable (14.9)

Rebounds Per Game
Kendall Blue (4.3)

Assists Per Game
Drake Dobbs (3.9)

Steals Per Game
Nolan Minnessale (1.1)

Blocks Per Game
Nolan Minnessale (1.0)

SDSU	UST
15-9	Overall 18-6
6-3	League Rec. 8-1
10-0	Home 11-0
2-7	Away 6-5
3-2	Neutral 1-1
L1	Streak W3
108	NET 108
109	KenPom 110
NR	Coaches Poll NR
NR	AP Poll NR

■ South Dakota State is back in Brookings for a signature rematch at 7 p.m. on Thursday when the Jackrabbits host St. Thomas in First Bank & Trust Arena. The Jacks and Tommies' first matchup this season came down to the final seconds.

■ SDSU traveled to St Paul and faced the Tommies on Jan. 8. The meeting featured 19 lead changes and saw the Jacks hold a 69-66 edge with less than four minutes to play. SDSU had a one-point lead with 23 seconds left, but a pair of free throws put St. Thomas back up 73-72 with 13 seconds left. A deep 3-pointer by Matthew Mors fell through the net, but he was unable to get the shot off in time and the Tommies claimed a home victory.

■ The Jacks and Tommies have met eight times since St. Thomas joined The Summit League ahead of the 2021-22 season. SDSU is 6-2 in those contests, including a 3-0 record in Brookings. The two met in last year's Summit League Tournament semifinals that the Jackrabbits won 59-49.

■ SDSU, which sits third in The Summit League standings at 6-3, faces the teams in the top two spots in its next two games at home. St. Thomas

and Omaha are both 8-1 in conference play. The Tommies' lone loss is at Omaha Jan. 23, while the Mavericks fell 91-87 at South Dakota on Jan. 29.

■ SDSU is coming off a 1-1 road trip. The Jacks extended their active winning streak to five games by defeating NDSU, 72-62, in Fargo Thursday. The meeting saw the Jacks comeback from two separate 13-point deficits, SDSU's largest of the season. Their Saturday contest at North Dakota saw the Fighting Hawks shoot 68.8% in the first half en route to an 80-75 loss, ending a stretch of 18 straight victories in the all-time series over UND.

■ St. Thomas enters Thursday's game with an 18-6 overall record. The Tommies, which score nearly 85 points per contest, have four that average double digits in Miles Barnstable (14.9), Kendall Blue (12.1), Drake Dobbs (11.3) and Nolan Minnessale (11.0). St. Thomas shoots a league-best 49.8% from the field which would rank sixth in the nation.

■ Oscar Cluff continues to put together an impressive 2024-25 season. He leads SDSU in scoring (17.3), rebounding (12.8), assists (2.9) and blocks (1.0).


SOUTH DAKOTA STATE PROJECTED LINEUP



Owen Larson
Pts 8.6
Rebs 3.9
Asts 2.4
GP/GS 24/24



Joe Saylor
Pts 13.3
Rebs 2.6
Asts 1.8
GP/GS 22/22



Kalen Garry
Pts 11.6
Rebs 3.9
Asts 2.6
GP/GS 24/24



Matthew Mors
Pts 8.8
Rebs 3.2
Asts 1.5
GP/GS 24/24



Oscar Cluff
Pts 17.3
Rebs 12.8
Asts 2.9
GP/GS 22/22



2024-25 JACKRABBIT BASKETBALL GAME NOTES

SDSU QUICK FACTS

General Information

Name	South Dakota State University
City/State/Zip	Brookings, S.D. 57007
Founded	Feb. 21, 1881
Enrollment	12,065 (Fall 2024)
Nickname	Jackrabbits
Colors	Yellow (PMS 109) & Blue (PMS 286)
Facility (Capacity)	First Bank & Trust Arena (5,000)
Affiliation	NCAA Division I
Conference	The Summit League
School President	Barry H. Dunn
Athletic Director	Justin Sell
Senior Women's Admin	Holly Van Vlymen
Athletics Website	www.GoJacks.com
Athletics Department Phone	(605) 688-5625
University Website	www.sdstate.edu

Program History

First Year of Men's Basketball	1903-04
All-Time Record	1,674-1,104-1
Summit League Championships	16
Summit League Tournament (Last)	7 (2023-24)
Summit League Regular Season (Last)	9 (2023-24)
NCAA Postseason Berths (Last)	31 (2023-24)
NCAA Division I Postseason Berths	7
Years	2012, 2013, 2016, 2017, 2018, 2022, 2024
Record	0-7

Team Information

2023-24 Overall Record	22-13
Conference Record/Finish	12-4 (1st)
Home Record	11-3
Away Record	6-5
Neutral Record	5-5
Starters Returning/Lost	0/5
Letterwinners Returning/Lost	4/5
Newcomers	7

WE ARE THE SOUTH DAKOTA STATE JACKRABBITS

Please call us South Dakota State or SDSU.

Please do not call us San Diego State, SDST or SDS, and please, never call us South Dakota. What's the difference? Great Question. Calling us "South Dakota" is like calling Arizona State, "Arizona," or Ohio State, "Ohio."

Again, calling South Dakota State "San Diego State" is just not cool, so please don't do it.

Also, Jackrabbits is one word, not Jack Rabbits or JackRabbits. Our jackrabbit mascot is modeled after a real species of rabbit, not a rabbit named Jack. Technically speaking, a jackrabbit is a hare, but let's not get technical. Calling us the Jacks is an acceptable second reference.

2024-25 JACKRABBITS ROSTER

No.	Name	Pos	Ht	Wt	Yr	Hometown	Pronunciation
0	William Whorton	F	6-8	220	R-Fr.	Milwaukee, Wis.	William Wore-ten
1	Owen Larson	G	6-2	195	Fr.	Estherville, Iowa	Owen Larson
2	Isaac Lindsey	G	6-4	190	Sr.	Mineral Point, Wis.	Isaac Lindsey
3	Joe Saylor	G	6-3	200	R-Fr.	White River, S.D.	Joe Sigh-ler
4	Stoney Hadnot	F	6-6	200	Fr.	Houston, Texas	Stone-ee Had-not
5	Nate Barnhart	F	7-0	205	Jr.	Lenexa, Kan.	Nate Barn-heart
10	Kalen Garry	G	6-3	200	So.	De Smet, S.D.	Kay-len Gary
11	Matthew Mors	F	6-7	215	Jr.	Yankton, S.D.	Matthew Morz
12	Bubz Alvarez	G	6-5	200	So.	Houston, Texas	Bubz Al-vah-rez
14	Jaden Jackson	G	6-0	185	Fr.	Bellevue, Neb.	Jay-den Jackson
23	Andrell Burton Jr.	G	6-6	195	Fr.	Wichita, Kan.	An-drell Burton Jr.
33	Jadyn Cascio Jensen	G	6-3	180	Fr.	Fremont, Neb.	Jadyn Cass-ee-oh Jensen
34	Damon Wilkinson	C	6-10	245	R-Fr.	De Smet, S.D.	Damon Wilk-in-sen
35	Alec Squires	C	6-10	245	Fr.	Volga, S.D.	Alec Sq-why-ers
45	Oscar Cluff	C	6-11	260	Sr.	Sunshine Coast, Australia	Oscar Cluff

Head Coach: Eric Henderson - 6th - Wayne State (Neb.), 2000

Eric Henderson

Associate Head Coach: Rob Klinkefus - 19th - Buena Vista, 2000

Rob Klink-eh-foos

Assistant Coach: Bryan Petersen - 6th - Iowa State, 2009

Bryan Petersen

Assistant Coach: Tramel Barnes - 3rd - Southwest Minn. St., 2013

Trah-mell Barnes

Assistant Coach: Billy Brown - 5th - North Dakota, 2020

Billy Brown

Assistant Coach (Operations): Tucker Wookey - 2nd - SDSU, 2023

Tucker Woo-key

Athletic Trainer: Woodrow Dahl - 10th - SDSU, 2013

Wood-row Doll

Strength & Conditioning: Eric Adolph - 16th - Dakota Wesleyan, 2009

Eric A-dolf

Student Managers: Dylan Prouty, August Schenzel, Wylie Mursu, Joslyn Verzal, Zach Rippe, Mikey Mors, Nate Buus



HEAD COACH ERIC HENDERSON

Alma Mater, Year Wayne State (Neb.), 2000

Record as HC at SDSU 124-57 (Sixth Season)

HEAD COACH NOTES

- Named head coach of the Jackrabbits on March 27, 2019, after spending three years on the SDSU staff as an assistant.
- 22nd head coach in Jackrabbit basketball history. 2020 & 2022 Summit League Coach of the Year.
- His 2021-22 team became first in Summit League history to go undefeated (18-0), led NCAA in 3-point percentage (44.5%) and finished fourth in CollegeInsider.com Mid-Major Top 25 Poll.
- Henderson's squads have won at least a share of the Summit League regular season title in four of five seasons; two of last three tournament titles.
- A Jackrabbit has earned All-League honors 12 times, including 3 MVPs, in five seasons under Henderson.
- Henderson ranks among the best in SDSU's coaching history. His winning percentage ranks the highest all-time among SDSU men's coaches with more than 20 victories.

- SDSU has reached the postseason five times with Henderson on the staff. That includes four NCAA Tournament berths (2017, 2018, 2022, 2024) and an NIT appearance in 2019.

- Henderson lives in Brookings with his wife, Alicia, and their four children; sons Kooper, Kort and Kyler, and daughter McKinley.

HEAD COACHING RECORD

Season	School	Overall
2019-20	South Dakota State	22-10 (.688)
2020-21	South Dakota State	16-7 (.696)
2021-22	South Dakota State	30-5 (.857)
2022-23	South Dakota State	19-13 (.594)
2023-24	South Dakota State	22-13 (.629)
2024-25	South Dakota State	15-9 (.625)
Career	Sixth Season	124-57 (.685)

CAREER TIMELINE

Position	School	Year
Asst. Coach	Wayne State	2001-03
Head Coach	Wayne Community School GBB	2004-05
Grad. Manager	Iowa State	2006-08
Learning Specialist	Iowa State	2008-09
Coach/Principal/AD	Burlington Catholic Central HS	2009-14
Asst. Coach	North Dakota State	2014-16
Asst. Coach	South Dakota State	2016-18
Assoc. Head Coach	South Dakota State	2018-19
Head Coach	South Dakota State	2019-pres.



HOME COURT ADVANTAGE

Records at Home Since 2011-12

Rk	Team	Conference	W-L	Pct
1.	Kansas	Big 12	205-13	.940
2.	Gonzaga	West Coast	201-13	.939
3.	South Dakota St.	Summit	173-12	.935
4.	Duke	ACC	204-23	.899
5.	Belmont	Ohio Valley	169-20	.894
6.	Arizona	Pac-12	203-26	.887
7.	Kentucky	SEC	210-27	.886
8.	Akron	MAC	184-24	.885
9.	San Diego State	MW	193-26	.881
10.	New Mexico St.	WAC	174-27	.866

Records at Home Since 2015-16

Rk	Team	Conference	W-L	Pct
1.	Gonzaga	West Coast	141-10	.934
2.	South Dakota St.	Summit	123-9	.932
3.	Kansas	Big 12	144-11	.929
4.	Houston	American	151-14	.915
5.	Purdue	Big Ten	141-14	.910
6.	Akron	MAC	128-16	.890
7.	Belmont	Ohio Valley	118-16	.881
8.	Vermont	AE	126-17	.881
9.	Saint Mary's	WCC	147-21	.875
10.	Arizona	Pac-12	140-20	.875

FIRST BANK & TRUST ARENA



A NEW ERA OF JACKRABBIT BASKETBALL

The South Dakota State men's basketball program began its tenure in its new home during the 2024-25 season as the Jackrabbits officially opened First Bank & Trust Arena.

The Jacks made their debut on Oct. 30 in an exhibition against Black Hills State, but officially played their first game on Friday, Nov. 8, versus Long Beach State.

The arena has 12 suites and six loge boxes. Three standout spaces in the concourse include the Midco Club, Furniture Mart Lounge and Hefty Student Club. A new videoboard sits atop center court. New locker rooms and coaches spaces were included for the Jackrabbit basketball programs, while the old Frost Arena court hangs along the south concourse for fans to view.

SDSU played its games in Frost Arena from 1972-2024. The Jacks went 573-139 (.805) all-time in Frost. The facility provided one of the best home court advantages from Division II to Division I basketball.

LAST TIME OUT

North Dakota produced a torrid first half offensively and maintained its advantage the final 20 minutes to complete a 80-75 victory over South Dakota State on Saturday, Feb. 1, in front of 2,025 spectators in the Betty Engelstad Sioux Center.

UND made the opening basket of the contest with 18 minutes, 27 seconds on the clock. The Fighting Hawks never trailed from that point on. A Mambourou Mara 3-pointer gave the Hawks their largest lead of the day, 41-22, at the 5:33 mark of the first half.

North Dakota eventually took a 50-35 lead into halftime. The Fighting Hawks shot 68.8% from the field in the opening 20 minutes, including a 6-for-7 (85.7%) from 3-point range. North Dakota didn't commit a turnover while forcing nine out of South Dakota State.

SDSU briefly pushed the deficit back into single digits early in the second half. A seven-point Jackrabbit scoring run made it 53-45 with 17:14 to play. It was the closest SDSU got the margin until there was less than a minute left in the contest.

The Fighting Hawks finished the matchup outshooting the Jacks 55-43% and had a 53-37% advantage from deep. UND forced SDSU into 15 turnovers while giving the ball up just six times.

North Dakota's victory snapped multiple streaks for South Dakota State. The Jackrabbits' active five-game win streak ended. It also closed out an 18-game stretch of victories for SDSU over UND in their all-time series, the first win for the Hawks over the Jacks since 2011, and was the Fighting Hawks' second win in the two sides' previous 24 meetings.

South Dakota State dropped to 15-9 overall and 6-3 in Summit League action. North Dakota improved to 9-15 (3-6).

North Dakota had five double-digit scorers. The Fighting Hawks were led by Eli King's 24 points and Treysen Eaglestaff's 19.

Joe Sayler had a team-high 20 points for the Jackrabbits. Kalen Garry scored 12 points, while Owen Larson and Oscar Cluff had 10 points apiece. Cluff had his fifth 19-plus rebound performance. Larson had five assists.

YOUTH MOVEMENT IN BROOKINGS

The South Dakota State men's basketball program boasts one of the youngest rotations in Division I basketball. The Jackrabbits feature six freshmen that average at least seven minutes per game on the court. That ranks the highest in the country, which includes:

6 Players - SDSU, Detroit Mercy, Tarleton State
5 Players - NJIT, Rutgers, TCU

CLOSING IN ON UNOFFICIAL RECORD

SDSU Senior Oscar Cluff is closing in on a record that isn't officially kept in the Jackrabbit record book. Cluff currently has 16 double-doubles. That mark is nearing the program's Division I record of 22 held by Mike Daum which he set during his historic senior campaign of 2018-19. The top five marks during SDSU's Division I tenure include:

22 - Mike Daum (2018-19)
21 - Mike Daum (2017-18)
16 - Oscar Cluff (2023-24)
13 - Baylor Scheierman (2020-21)
12 - Baylor Scheierman (2021-22)

FRESHMAN SCORING CHART

Redshirt freshman Joe Sayler is currently averaging 13.3 points per game. His scoring average ranks among the best among SDSU freshman during the program's tenure at the Division I level. Below is the list of Jackrabbits that averaged in double figures scoring during their freshman campaigns.

16.0 PPG - David Jenkins (2017-18)
15.6 PPG - Matt Cadwell (2005-06)

SERIES HISTORY

vs. ST. THOMAS

Overall: 15-9

Away: 4-7

Last: L, 73-72 (Jan. 8, 2025 in St. Paul, Minn.)

- SDSU had won four straight in the series prior to matchup in St. Paul on Jan. 8.
- The last meeting saw 19 lead changes including two in final minute of action.
- SDSU holds an 6-2 edge in the series since St. Thomas joined The Summit League ahead of 2021-22 season, including 3-0 record in Brookings.
- Lone neutral meeting came in 2024 Summit League Tournament semifinals which Jackrabbits won, 59-49.

15.2 PPG - Mike Daum (2015-16)

13.3 PPG - Joe Sayler (2024-25)

12.5 PPG - Steve Holdren (2004-05)

12.2 PPG - Noah Freidel (2019-20)

11.3 PPG - Jordan Dykstra (2010-11)

10.1 PPG - Nate Wolters (2009-10)

MAINTAINING CONTROL OF INTERSTATE

The Jacks extended their winning streak to nine over South Dakota when they beat the Yotes, 90-71, in First Bank & Trust Arena on Jan. 25. The stretch for SDSU against USD is tied for the longest by either team in the all-time series. The Jacks also had a nine-game win streak over the Coyotes from 1920-23.

SDSU has now won 23 of the last 29 rivalry matchups. The Jackrabbits are 18-2 in Brookings over the Coyotes during the 21st century.

SDSU STREAK OVER UND ENDS

South Dakota State saw a long stretch of success over North Dakota end in Grand Forks on Feb. 1. The Fighting Hawks shot over 68% from the field in the first half and held off the Jackrabbits in an 80-75 victory. The win for UND ended an 18-game win streak for SDSU in the series. It was the Hawks' first win against the Jackrabbits since 2011.

SDSU has now won 22 of the last 24 meetings against UND. The Jacks haven't loss to the Hawks in Brookings since 1995.

OFFENSIVE OUTBURST IN FB&T

SDSU's Jan. 16 victory over North Dakota, by a 109-73 score, featured an offensive performance that was one for the Jackrabbits' record book.

The point total for the Jacks was their second most against a DI opponent in their DI era, their 42 field goals were the third most and their 65.6% shooting clip was the fourth best. The first half featured the team's most points in a half (59) along with best shooting half of the season of 71.4%. The 36-point victory was SDSU's largest against a DI foe since a 100-58 win over Western Illinois on Dec. 28, 2018.

BIG SKY-SUMMIT CHALLENGE RECAP

SDSU went 1-1 for the second straight season in its two games as part of the Big Sky Conference and Summit League challenge series. The Jackrabbits fell 71-67 in Missoula on Dec. 4, then defeated Eastern Washington 74-53 at home on Dec. 7.

The loss to Montana saw SDSU without the services of seniors Oscar Cluff and Isaac Lindsey due to injury. After trailing by double digits at halftime, the Jacks tied the game at 53 midway through the second half. Trailing 69-67 with 33 seconds left, a steal on an inbounds play gave SDSU an opportunity to go ahead on a Kalen Garry 3-point attempt, but his shot rolled around the rim and fell off.

SDSU topped EWU to close the challenge out. The Jacks held the Eagles to 36.4% shooting and 4-for-22 at the 3-point line. It's the least amount of points given up by the Jackrabbits defensively to a



2024-25 JACKRABBIT BASKETBALL GAME NOTES

AP TOP 25 POLL (FEB. 3, 2025)

	Team (1st)	W-L	Pts	Prev
1	Auburn (62)	20-1	1550	1
2	Duke	19-2	1488	2
3	Alabama	19-3	1422	4
4	Tennessee	18-4	1295	8
5	Houston	17-4	1245	6
6	Florida	18-3	1183	7
7	Purdue	17-5	1102	10
8	Iowa State	17-4	1078	3
9	Michigan State	18-3	1044	7
10	Texas A&M	17-5	976	13
11	Marquette	18-4	875	9
12	St. John's	19-3	808	15
13	Texas Tech	17-4	793	22
14	Kentucky	15-6	747	12
15	Missouri	17-4	717	20
16	Kansas	15-6	599	11
17	Memphis	18-4	530	19
18	Maryland	17-5	390	NR
19	UConn	16-6	322	25
20	Arizona	15-6	308	NR
21	Wisconsin	17-5	287	17
22	Mississippi State	16-6	217	14
23	Illinois	15-7	208	18
24	Michigan	16-5	191	NR
25	Ole Miss	16-6	184	23

RV: Clemson 182, Saint Mary's 136, Louisville 86, Creighton 50, Oregon 39, UCLA 26, New Mexico 23, Drake 18, Gonzaga 11, Utah St. 8, Vanderbilt 4, Baylor 3, George Mason 3, Texas 1, Oklahoma 1.

USA TODAY COACHES POLL (FEB. 3, 2025)

	Team	Record	Pts	1st	Prev
1	Auburn	20-1	773	29	1
2	Duke	19-2	745	2	2
3	Alabama	19-3	710	0	4
4	Tennessee	18-4	644	0	8
5	Houston	17-4	613	0	5
6	Florida	18-3	580	0	6
7	Purdue	17-5	574	0	10
8	Iowa State	17-4	564	0	3
9	Michigan State	18-3	501	0	7
10	St. John's	19-3	473	0	14
11	Marquette	18-4	439	0	9
12	Texas Tech	17-4	436	0	19
13	Texas A&M	17-5	410	0	15
14	Kentucky	15-6	310	0	12
15	Memphis	18-4	309	0	16
16	Missouri	17-4	307	0	21
17	Kansas	15-6	288	0	11
18	UConn	16-6	178	0	24
19	Wisconsin	17-5	151	0	17
20	Arizona	15-6	148	0	NR
21	Clemson	18-4	145	0	25
22	Michigan	16-5	117	0	NR
23	Saint Mary's	20-3	114	0	NR
24	Maryland	17-5	110	0	NR
25	Illinois	15-7	108	0	20

RV: Mississippi State 88; Ole Miss 70; Louisville 50; Creighton 44; Oregon 31; New Mexico 18; UCLA 7; West Virginia 6; Utah State 4; Gonzaga 4; Drake 2; BYU 2; UC Irvine 1; Baylor 1;

Division I opponent this season.

JACKRABBITS ENJOY PARADISE STAY

SDSU participated in the 2024 Cayman Islands Classic and had success in John Gray Gymnasium. The Jackrabbits won their opening matchup over Duquesne, 71-60. SDSU benefitted from season-high scoring performances from Kalen Garry (20) and Matthew Mors (15). SDSU led in the second half against Boise State in the semifinals, but an Owen Larson free rimmed out of the basket with one second on the clock, ending an 83-82 contest. SDSU hammered Missouri State, 75-55, for a third-place finish at the multi-team event.

The Jackrabbits are now 23-17 all-time in multi-team events. SDSU went undefeated in MTEs in 2012-13, 2014-15 and 2015-16.

THROTTLING BACK TO BACK FOES

SDSU beat Mount Marty and Southern Miss in different ways, but by large margins, in respective 89-41 and 101-76 victories.

The win over the Lancers on Nov. 18 represented the lowest point total SDSU has held an opponent since January of 2015. The win margin was the Jackrabbits' largest in nearly four years.

SDSU shot a then season-best 67.6% in the first half of their victory against Southern Miss. The Jacks topped the century mark for the first since March of 2022, while their 50 rebounds were tied for the seventh most ever in a single game in the DI era.

BIG TURNOUT IN RAPID CITY

South Dakota State met Northern Colorado on Thursday, Nov. 14, in a neutral-site clash in The Monument in Rapid City, South Dakota. For the Jackrabbits, it was the first time the program played a game in the Black Hills in 25 years.

For the series, it was the first time the former North Central Conference foes played since 2005. The teams had an annual series as fellow conference members from 1979-2003. In front of 4,877 spectators, current Big Sky Conference leader Northern Colorado defeated SDSU 78-69.

SNUCK INTO THE NATIONAL POLLS

South Dakota State's opening week of victories over McNeese State and Long Beach State garnered them a single vote in the AP Top 25 Poll on Monday, Nov. 11.

That vote helped give the Jackrabbits their third season ever in which they were recognized in any way in the national poll. SDSU previously received votes during a 30-5 2021-22 campaign as well as in December of the 2015-16 season.

HEROICS IN ARENA DEBUT

The Jacks played their official first game in First Bank & Trust Arena on Friday, Nov. 8, and needed some late heroics to earn a victory. SDSU led by as many as 13 in the second half, but trailed Long Beach State 79-77 in the waning moments. An Oscar Cluff three-point play with 1.5 seconds left made the difference as the senior center was fouled on a putback and made the ensuing free throw. The Jacks closed out an 80-79 win.

ON RIGHT SIDE IN THE PENTAGON

SDSU improved to 10-8 all-time in the Sanford Pentagon with an 80-73 victory over McNeese State in the 2024-25 season opener. The Jackrabbits and Cowboys met as part of the finale for the Field of 68 Season Opening Showcase. SDSU earned a win against a McNeese State squad which was an NCAA Tournament squad the season prior and was receiving votes in the AP Top 25 Poll.

IMPRESSIVE DEBUTS FOR YELLOW AND BLUE

The upset victory over McNeese State featured a variety of newcomers that provided valuable efforts.

Oscar Cluff, a senior transfer, had 18 points and 14 rebounds. The 14 rebounds were the most by a Jackrabbit since 2021 when current Boston

Celtic Baylor Scheierman had multiple 14-rebound performances. Joe Saylor scored 19 points to lead SDSU in scoring. It was the most points by a Jackrabbit freshman in their collegiate debut since Reed Tellinghuisen in 2014.

Owen Larson made the start at point guard for SDSU. He had 14 points and helped seal the game with a 3-pointer with under a minute left to break up a one-possession game. Stoney Hadnot had 12 points and nine rebounds, while Jaden Jackson had nine points, in their respective college debuts.

CONSISTENT SUCCESS AT THE DI LEVEL

The SDSU men's basketball program continues to be one of the best at the Division I level since making the move from Division II 20 years ago. The Jackrabbits ranked 14th all-time in Division I men's basketball in win percentage with a 65.9% mark. Leaders in win percentage include Kentucky (76%), North Carolina (73.4%), Kansas (72.9%) and Duke (71.2%).

SDSU's success over the previous decade has been just as impressive. The Jackrabbits ranked 19th overall in total wins with 229, tied with both Cincinnati and Wisconsin. The Jacks have a 78.4% win percentage in conference play which is third best, trailing only Gonzaga (92.6%) and Vermont (86%).

THE CLASS OF THE SUMMIT LEAGUE

SDSU's sweep of The Summit League championships a season ago continued a trend of sitting atop the conference standings. The Jackrabbits' ninth regular season title tied the program with Valparaiso for the all-time Summit League record. Their seventh tournament title is the most among active members and is just one shy of Valpo's record of eight.

ANOTHER NCAA TRIP CUT SHORT

The Jacks were pitted against Big 12 Tournament champion Iowa State, and former SDSU head coach TJ Otzelberger, in the first round of the 2024 NCAA Tourney. The Cyclones got off to a hot start and never trailed in the 82-65 victory over the Jacks.

South Dakota State fell to 0-7 all-time in the Division I NCAA Tournament. The Jacks were on an eight-game winning streak heading into the tourney. That stretch was the longest for the program since the 2022 team that had a record 21-game win streak. It also lost in the NCAA First Round, a 66-57 final to Providence.

STELLAR STARTING LINEUP DEPARTS

A year after graduating a trio of seniors, the 2023-24 season featured another trio that will be remembered in Yellow and Blue. Luke Appel, Charlie Easley and Matt Mims all claimed Summit League honors in some way during their time in Brookings. Appel was the 2022 Summit League Sixth Man of the Year, Mims was a 2023 All-Defensive Team choice and Easley claimed 2024 All-Defensive Team accolades and was an honorable mention All-Summit League.

The three helped spur SDSU to three regular season conference titles and two tournament championships. Mims spent six years as a Jackrabbit while Appel and Easley each were part of the program for four.

Along with the senior trio, a pair of impactful players transferred from the program. Summit League Player of the Year Zeke Mayo is spending his senior season of eligibility at Kansas in his hometown of Lawrence. William Kyle III, the Summit League Defensive Player of the Year and 2024 conference tournament MVP, transferred to UCLA for his junior season.

FAREWELL FROST ARENA

The SDSU men's basketball program said farewell to Frost Arena with a 77-72 victory over St. Thomas on Feb. 24, 2024. The Jackrabbits open First Bank & Trust Arena during the 2024-25 season.

SDSU ended its 51-year run in Frost Arena with a 573-139 (.805) record all-time. The Jackrabbits had over 2.3 million fans attend men's basketball games. The facility hosted multiple NCAA Tournament showings during SDSU's Division II era. The Jacks advanced to



COLLEGE INSIDER.COM MID MAJOR POLL (FEB. 3)

Team	Record	Pts	Prev
1 Saint Mary's (28)	20-3	772	1
2 Drake (2)	20-2	732	3
3 UC Irvine	20-3	693	5
4 Gonzaga (1)	16-7	667	2
5 Grand Canyon	17-5	616	6
6 Bradley	18-5	580	4
7 UC San Diego	18-4	507	11
8 McNeese	16-6	498	7
9 Samford	18-5	488	8
10 Liberty	17-5	453	9
11 Yale	13-6	442	16
12 Arkansas State	18-5	430	13
13 San Francisco	18-6	384	12
14 Akron	16-5	348	16
15 Princeton	15-6	300	10
16 Furman	17-6	233	14
17 High Point	19-5	229	20
18 UNCW	18-5	203	NR
19 Charleston	17-5	178	18
20 St. Thomas (MN)	18-6	177	23
21 Miami (OH)	16-5	167	21
22 Cleveland State	17-6	166	22
23 Jacksonville State	15-7	108	NR
24 Belmont	15-8	85	17
25 Marist	16-3	72	NR

RV: Towson 67, Louisiana Tech 63, Santa Clara 42, Northern Iowa 40, UNC Asheville 37, Lipscomb 34, Troy 33, Middle Tennessee 26, UC Riverside 26, Norfolk State 23, Utah Valley 23, Northern Colorado 21, Bryant 17, Toledo 15, North Dakota State 12, UIC 11, **South Dakota State 10**, Western Kentucky 9, Central Connecticut State 6, Purdue Fort Wayne 6, Cornell 5, Omaha 5, UTEP 5, Southern 3, William & Mary 3, FGCU 2, American 1, Chattanooga 1, CSUN 1.

JACKRABBIT SPORTS NETWORK

Originating from flagship station 570 WNAX AM in Yankton, S.D., every South Dakota State men's basketball game is heard in eight different states on the Jackrabbit Sports Network.

Veteran play-by-play man Tyler Merriam is in his 14th year calling men's basketball. He also calls football and baseball for the Jacks.

Each broadcast features a 30-minute pregame show leading up to tipoff and 30 minutes postgame coverage.

Broadcasts aren't limited to traditional radio. Each broadcast is also available for free at GoJacks.com/watch, or via the Varsity Network or Jackrabbit apps.

KJJQ 910 Brookings	KSDR 1480 Watertown
KDBX 107.1 Brookings	WNAX 570 Yankton
KDSJ 980 Deadwood	WNAX 99.9 Yankton
KCCR 1240 Pierre	- GoJacks.com/Watch
KLOH 1050 Pipestone	- Jackrabbit App
KLOH 94.1 Pipestone	- Varsity Network App

2025 SUMMIT LEAGUE WEEKLY HONORS

Week 1 - Oscar Cluff, South Dakota State
Week 2 - Treysen Eaglestaff, North Dakota
Week 3 - Marquel Sutton, Omaha
Week 4 - Oscar Cluff, South Dakota State
Week 5 - Jacksen Moni, North Dakota State
Week 6 - Chase Forte (USD), Jacksen Moni (NDSU)
Week 7 - Treysen Eaglestaff, North Dakota
Week 8 - Jacksen Moni, North Dakota State
Week 9 - Miles Barnstable (UST), Oscar Cluff (SDSU)
Week 10 - Issac McBride, Oral Roberts
Week 11 - Oscar Cluff, South Dakota State
Week 12 - JJ White, Omaha
Week 13 - Dre Bullock, South Dakota

'25 SUMMIT LEAGUE PRESEASON POLL

(First Place votes in parentheses)

1. Kansas City (17) | 514
2. **South Dakota State (12) | 474**
3. North Dakota State (3) | 384
4. St. Thomas | 308
5. Oral Roberts (2) | 305
6. North Dakota (1) | 283
7. South Dakota (1) | 250
8. Omaha | 159
9. Denver | 158

ALL-SUMMIT LEAGUE TEAMS

2024-25 Preseason

First Team

Kendall Blue, St. Thomas
Jamar Brown, Kansas City
Treysen Eaglestaff, North Dakota
Amar Kuljuhovic, North Dakota
Issac McBride, Oral Roberts (Preseason POTY)
Kaleb Stewart, South Dakota

Second Team

Oscar Cluff, South Dakota State
DeAndre Craig, Denver
Kalen Garry, South Dakota State
Marquel Sutton, Omaha
Jacari White, North Dakota State

2023-24 Honors (SDSU Only)

Zeke Mayo, Jr., G

- Summit League Player of the Year
- All-Summit League First Team
- All-Tournament Team

William Kyle III, So., F

- Summit League Defensive Player of the Year
- All-Summit League Defensive Team
- All-Summit League First Team
- All-Tournament Team (MVP)

Charlie Easley, Sr., G

- All-Summit League Defensive Team
- All-Summit League honorable Mention

Luke Appel, Sr., F

- All-Tournament Team

SUMMIT LEAGUE TOURNAMENT HISTORY
28-9 ALL-TIME

2024 - #1 Seed

Quarterfinals	#8 Oral Roberts	W, 79-63
Semifinals	#4 St. Thomas	W, 59-49
Finals	#7 Denver	W, 76-68

2023 - #2 Seed

Quarterfinals	#10 Omaha	W, 63-55
Semifinals	#3 North Dakota State	L, 89-79

2022 - #1 Seed

1st Round	#8 Omaha	W, 87-79
Semifinals	#5 South Dakota	W, 83-60
Finals	#2 North Dakota State	W, 75-69

2021 - #1 Seed

1st Round	#8 Omaha	W, 84-71
Semifinals	#4 Oral Roberts	L, 88-90

2020 - #2 Seed

1st Round	#7 Purdue Fort Wayne	L, 74-77
-----------	----------------------	----------

2019 - #1 Seed

1st Round	#8 Western Illinois	L, 76-79
-----------	---------------------	----------

2018 - #1 Seed

1st Round	#8 Western Illinois	W, 66-60
Semifinals	#5 North Dakota State	W, 78-57
Finals	#2 South Dakota	W, 97-87

2017 - #4 Seed

1st Round	#5 Denver	W, 83-73
Semifinals	#1 South Dakota	W, 74-71
Finals	#3 Omaha	W, 79-77

2016 - #2 Seed

1st Round	#7 Oral Roberts	W, 73-70
Semifinals	#6 Denver	W, 54-53
Finals	#5 North Dakota State	W, 67-59

2015 - #1 Seed

1st Round	#8 Western Illinois	W, 87-50
Semifinals	#5 South Dakota	W, 78-65
Finals	#2 North Dakota State	L, 56-57

2014 - #3 Seed

1st Round	#6 Western Illinois	W, 71-50
Semifinals	#2 Purdue Fort Wayne	L, 60-64

2013 - #1 Seed

1st Round	#8 IUPUI	W 66-49
Semifinals	#5 Purdue Fort Wayne	W, 72-56
Finals	#3 North Dakota State	W, 73-67

2012 - #2 Seed

1st Round	#7 IUPUI	W, 77-56
Semifinals	#6 Southern Utah	W, 63-47
Finals	#4 Western Illinois	W, 52-50 (ot)

2011 - #5 Seed

1st Round	#4 Purdue Fort Wayne	W, 85-75
Semifinals	#1 Oakland	L, 90-110

2010 - #4 Seed

1st Round	#5 Purdue Fort Wayne	L, 66-71
-----------	----------------------	----------

2009 - #7 Seed

1st Round	#2 Oral Roberts	W, 72-69 (ot)
Semifinals	#3 Oakland	L, 56-74



2024-25 JACKRABBIT BASKETBALL GAME NOTES

THE JACKRABBITS WHEN...

Leading at the Half	13-2
Trailing at the Half	1-7
Tied at the Half	1-0
At home	10-0
On the road	2-7
Neutral site	3-2
vs. Summit League at Home	4-0
vs. Summit League on the Road	2-3
Shooting 50 Pct. FG or Better	7-1
Shooting Under 50 Pct. FG	8-8
Opponent Shooting 50 Pct. FG or better	0-3
Opponent Shooting Under 50 Pct. FG	15-6
Win Rebounding Battle	13-6
Lose Rebounding Battle	2-3
Same Number of Rebounds	0-0
Committing More Turnovers	9-7
Committing Fewer Turnovers	4-1
Committing Same Number of Turnovers	2-1
Committing More Fouls	5-5
Committing Fewer Fouls	9-4
Committing Same Number of Fouls	1-0
Shooting More Free Throws Than Opponents	4-3
Shooting Fewer Free Throws than Opponents	10-4
Shooting Same Number of Free Throws	1-2
Making 8+ 3-Pointers	10-7
Making Fewer Than Eight 3-Pointers	5-2
Allowing 8+ 3-Pointers	7-8
Allowing Fewer Than Eight 3-Pointers	8-1
Making More 3-Pointers Than Opponents	8-1
Making Fewer 3-Pointers Than Opponents	7-6
Making Same 3-Pointers as Opponents	0-2
Scoring 40-59 Points	0-0
Scoring 60-69 Points	1-3
Scoring 70-79 Points	5-3
Scoring 80-89 Points	5-3
Scoring 90-99 Points	2-0
Scoring 100+ Points	2-0
Allowing 40-49 Points	1-0
Allowing 50-59 Points	2-0
Allowing 60-69 Points	4-0
Allowing 70-79 Points	8-4
Allowing 80-89 Points	0-4
Allowing 90-99 Points	0-0
Allowing 100+ Points	0-1
In Games Decided by 3 or Fewer Points	2-2
In Games Decided by 4-5 Points	0-2
In Games Decided by 6-10 Points	2-2
In Games Decided by 11-19 Points	5-2
In Games Decided by 20+ Points	6-1
On Monday	3-1
On Tuesday	1-0
On Wednesday	1-3
On Thursday	5-1
On Friday	1-1
On Saturday	3-2
On Sunday	1-1
In November	6-2
In December	3-4
In January	6-2
In February	0-1
In March	0-0
In Overtime Games	0-0
White Uniform	11-2
Blue Uniform	4-6
Yellow Uniform	0-1

JACKRABBIT OUTSTANDING GAMES

Name	Double-Doubles		Double Figures		5+		
	Season	Career	P (Car.)	R (Car.)	A (Car.)	S (Car.)	B (Car.)
Bubz Alvarez	0	0	0 (1)	0 (0)	0 (1)	0 (0)	0 (0)
Nate Barnhart	0	0	0 (6)	0 (0)	0 (0)	0 (0)	0 (0)
Oscar Cluff	16	17	20 (30)	16 (18)	4 (4)	0 (0)	0 (0)
Kalen Garry	0	0	13 (26)	0 (0)	1 (2)	0 (0)	0 (0)
Stoney Hadnot	1	1	6 (6)	2 (2)	0 (0)	0 (0)	0 (0)
Jaden Jackson	1	1	3 (3)	1 (1)	1 (1)	0 (0)	0 (0)
Owen Larson	0	0	9 (9)	0 (0)	3 (3)	0 (0)	0 (0)
Isaac Lindsey	0	0	2 (2)	0 (0)	0 (0)	0 (0)	0 (0)
Matthew Mors	0	0	9 (17)	0 (0)	0 (0)	0 (0)	0 (0)
Joe Sayler	0	0	15 (15)	1 (1)	0 (0)	0 (0)	0 (0)
William Whorton	0	0	0 (0)	1 (1)	0 (0)	0 (0)	0 (0)
Damon Wilkinson	0	0	1 (1)	0 (0)	0 (0)	0 (0)	0 (0)

STARTING LINEUPS

Opponent	1	2	3	4	5	Lineup (Record)
vs. McNeese State	Larson	Sayler	Garry	Mors	Cluff	1 (1-0)
vs. Long Beach State	Larson	Sayler	Garry	Mors	Cluff	1 (2-0)
vs. Northern Colorado	Larson	Sayler	Garry	Mors	Cluff	1 (2-1)
vs. Mount Marty	Larson	Garry	Hadnot	Mors	Cluff	2 (1-0)
vs. Southern Miss	Larson	Garry	Hadnot	Mors	Cluff	2 (2-0)
vs. Duquesne	Larson	Sayler	Garry	Mors	Cluff	1 (3-1)
vs. Boise State	Larson	Sayler	Garry	Mors	Cluff	1 (3-2)
vs. Missouri State	Larson	Sayler	Garry	Mors	Cluff	1 (4-2)
vs. Dakota Wesleyan	Larson	Sayler	Garry	Mors	Cluff	1 (5-2)
at Montana	Larson	Sayler	Garry	Mors	Whorton	3 (0-1)
vs. Eastern Wash.	Larson	Sayler	Garry	Mors	Cluff	1 (6-2)
at Nevada	Larson	Sayler	Garry	Mors	Cluff	1 (6-3)
at Colorado	Larson	Sayler	Garry	Mors	Cluff	1 (6-4)
vs. Chadron State	Larson	Sayler	Garry	Mors	Whorton	3 (1-1)
at Alabama	Larson	Sayler	Garry	Mors	Cluff	1 (6-5)
vs. Denver	Larson	Sayler	Garry	Mors	Cluff	1 (7-5)
at St. Thomas	Larson	Sayler	Garry	Mors	Cluff	1 (7-6)
at Omaha	Larson	Sayler	Garry	Mors	Cluff	1 (7-7)
vs. North Dakota	Larson	Sayler	Garry	Mors	Cluff	1 (8-7)
vs. Oral Roberts	Larson	Sayler	Garry	Mors	Cluff	1 (9-7)
at Kansas City	Larson	Sayler	Garry	Mors	Cluff	1 (10-7)
vs. South Dakota	Larson	Sayler	Garry	Mors	Cluff	1 (11-7)
at NDSU	Larson	Sayler	Garry	Mors	Cluff	1 (12-7)
at North Dakota	Larson	Sayler	Garry	Mors	Cluff	1 (12-8)



THE LAST TIME SDSU ...

Scored 130+ points 139, vs Savannah State, 12/11/18; twice, 2-0 record
Scored 120-129 points three times, 3-0 record
 127, vs Minn.-Morris, 12/15/01 - W, 127-60
Scored 110-119 points 14 times, 14-0 record
 112, vs Minnesota Morris, 12/03/21 - W, 112-47
Scored 100-109 points 109, vs. North Dakota, 1/16/25 - W 109-73
All-time record when scoring 100+ points 100-6
Scored 90-99 points 90, vs. South Dakota, 1/25/25
Scored 80-89 points 84, vs. Oral Roberts, 1/18/25
Scored 50-59 points in one half 59 (1st Half), vs. North Dakota, 1/16/25
Scored 60+ points in one half 90 (First Half), vs Savannah State, 12/11/18
Held an opponent under 60 points 53, vs. Eastern Wash., 12/7/24 - W, 74-53
Held an opponent under 50 points 41, vs. Mount Marty, 11/18/24
Held an opponent under 40 points 39, vs Denver, 1/31/15 - W, 69-39
Gave up 110+ points 112, at Colorado, 12/15/17 - L, 112-103 (2ot)
Gave up 100-109 points 105, at Alabama, 12/29/24 - L, 105-82
Gave up 90-99 points 99, at Denver, 2/13/24 - L, 99-80
Gave up 80-89 points 80, at North Dakota, 2/1/25 - L, 80-75
Played an overtime game vs. Omaha, 2/17/24 - W, 85-77 (ot)
Won an overtime game vs. Omaha, 2/17/24 - W, 85-77 (ot)
Lost an overtime game vs. NDSU, 2/1/24 - L, 74-73 (ot)
All-time record in overtime games 38-43 (.469 pct.)
Played a double overtime game at CSU Bakersfield, 11/9/19 - W2ot, 93-91
Played a triple overtime game at St. Cloud State, 1/16/87 - L3ot, 81-83
All-time record in multiple overtime games 3-7 (.300 pct.)
Overcame a double-digit halftime deficit at home 11 points
 (trailed 18-7, won 83-72), vs. Oral Roberts, 2/10/24
Overcame a double-digit halftime deficit on the road 18 points
 (trailed 59-41, won 80-75) at Denver, 2/16/23
Overcame a double-digit second half deficit (+20 points) 23 points
 (trailed 49-26 with 8:37 left, won 77-76) vs Eastern Washington, 12/10/22
Squandered a double-digit second half lead at home 16 points
 (led 53-37 with 14:51 left, lost 80-69) vs North Dakota State, 12/28/16
Squandered a double-digit second half lead on the road 10 points
 (led 42-32 with 18:49 left, lost 77-63) at Nevada, 12/11/24
Finished with seven players in double-figures .. vs Minnesota Morris 12/3/21
 Wingett (18), Mayo (14), Dentlinger (11), Mims (11), Easley (11), Arians (10), Wilson (10)
Finished with six players in double-figures vs. North Dakota, 2/2/23
 Mors (23), Mayo (14), Dentlinger (13), Kyle III (12), Mims (11), Easley (11)
Finished with five players in double-figures in a win vs. USD, 1/25/25
 Garry (19), Larson (18), Hadnot (14), Cluff (11), Mors (10)

Finished with five players in double-figures in a loss at Akron, 11/7/22
 Dentlinger (15), Kyle III (14), Mayo (13), Arians (12), Easley (11)
Finished with no players in double-figures at Oral Roberts, 12/19/22
Finished with two 30-point scorers at Colorado, 12/15/17
 Mike Daum (37), David Jenkins (31)
Finished with two 20-point scorers in a loss vs. Oral Roberts, 2/25/23
 Matt Dentlinger (23), Zeke Mayo (20)
Finished with two 20-point scorers in a win vs. Long Beach State, 11/8/24
 Oscar Cluff (23), Joe Sayler (21)
Finished with three 20-point scorers at Oral Roberts, 2/24/22
 Luke Appel (41), Douglas Wilson (29), Baylor Scheierman (26)
Shot 65 pct. + from the floor656 (42 of 64), vs. North Dakota, 1/16/25
Shot 60 - 64 pct. from the floor610 (36 of 59), vs. Southern Miss, 11/20/24
Shot 50 - 59 pct. from the floor523, vs. Denver, 1/2/25
Shot 50 pct. + in a loss500, at Omaha 1/11/25
Did not make a 3-point fg (0 of 13), vs Utah Valley State, 1/25/07
Made at least 10 three-point fg 10 (10 of 27), at North Dakota, 2/1/25
Allowed 10-14 three-point fg 10 (10 of 19), at North Dakota, 2/1/25
Allowed 15+ three-point fg 19 (19 of 55), at Alabama, 12/29/24
Shot 50+ free throws in a game 50, (37 of 50) vs Loyola Marymount, 11/9/13
Shot 40-49 free throws in a game 42, (35 of 42) vs Kansas City, 2/27/21
Shot 90 pct. + from the ft line938 (15-16), vs. Eastern Wash., 12/7/24
Held opponent to 6-10 ft att 9 (6 of 9), at North Dakota, 2/1/25
Held opponent to 5 or fewer ft att 5 (4 of 5), at Nevada, 12/11/24
Finished a game with 60+ rebounds 60, vs Dakota Wesleyan, 11/8/23
Finished a game with 50-59 rebounds 53, vs. Denver, 1/2/25
Finished a game with 40-49 rebounds 44, at North Dakota, 2/1/25
Committed fewer than 10 turnovers 6, at NDSU, 1/30/25
Forced 20 or more turnovers 20, vs Concordia (Neb.), 12/8/17
Forced 30 or more turnovers 31, vs Dakota State, 11/25/2000
Finished with 10+ steals 10, vs. Wichita State, 12/9/23
Finished with 10+ blocked shots 13, vs North Dakota State, 1/17/98
Dished out 30+ assists 32, vs. Savannah State, 12/11/18
Dished out 20-29 assists 20, vs. North Dakota, 1/16/25
Played a ranked team at No. 5/6 Alabama, 12/29/24 - L, 105-82
Beat a ranked team at No. 16 New Mexico, 12/22/12 - W, 70-65
Record vs ranked teams 1-22
Two players recorded double-doubles in same game vs. Omaha (2/17/24 - W, 85-77 OT)
 Charlie Easley (24 p/10r), Zeke Mayo (22 p/10 r), William Kyle III (18 p/12 r)
Started a game with three 1,000-point scorers at Old Dominion, 3/19/14
 Jordan Dykstra (1,576), Chad White (1,187), Brayden Carlson (1,046)

THE LAST TIME A JACKRABBIT ...

Posted a triple-double Marquise Richardson (11 pts, 10 rebs, 12 asts),
 vs Minnesota-Duluth, 11/21/03
Posted a double-double Oscar Cluff, 10p/19r, at North Dakota, 2/1/25
Scored 50+ points 51, by Mike Daum, at Fort Wayne, 2/18/17
Scored 40-49 points 41, by Zeke Mayo, vs. North Dakota State, 2/4/23
Scored 30-39 points 30, by Oscar Cluff, vs. Denver, 1/2/25
Scored 20-29 points 20, by Joe Sayler, at North Dakota, 2/1/25
Grabbed 20+ rebounds 20, by Oscar Cluff, vs. ORU, 1/18/25
Grabbed 17-19 rebounds 19, by Oscar Cluff, at North Dakota, 2/1/25
Grabbed 15-17 rebounds 15, by Oscar Cluff, at Alabama, 12/29/24
Grabbed 10-14 rebounds 14, by Oscar Cluff, vs. South Dakota, 1/25/25
Dished out 10+ assists 13, by Tevin King, vs Savannah State, 12/11/18
Recorded 5+ steals 5, by Charlie Easley, vs. Oral Roberts, 2/10/24

Recorded 5+ blocks 5, by William Kyle III, at Kansas City, 2/15/24
Averaged 25+ points in a season 25.3, by Mike Daum, 2018-19
Averaged 20-25 points in a season 23.9, by Mike Daum, 2017-18
Averaged 15+ rebounds in a season 15.0, by Tom Black, 1962-63
Averaged 10-15 rebounds in a season 11.7, by Mike Daum, 2018-19
Scored 1,000th point at home Matt Dentlinger, vs Eastern Washington, 12/10/22
Scored 1,000th point on the road Baylor Scheierman, at Oral Roberts, 2/24/22
Scored 1,000th point at a neutral site Zeke Mayo, vs. GMU, 11/20/23
Scored 2,000th point at home Mike Daum, vs North Dakota State, 2/1/18
Scored 2,000th point on the road Nate Wolters, at Western Illinois, 1/17/13
Scored 3,000th point at home Mike Daum, vs South Dakota, 2/23/19



IN THE RANKINGS

Team Statistics (Feb. 4)

Category	National Rank	Conference Rank	#
Assist/Turnover Ratio	171	3	1.18
Assists Per Game	130	2	14.4
Blocks Per Game	258	2	2.8
Effective Field Goal Percentage	45	2	.550
Field Goal Percentage	52	1	47.6
Field Goal Percentage Defense	80	1	41.5
Fouls Per Game	113	3	16.2
Free Throw Attempts Per Game	303	8	16.7
Free Throw Percentage	57	3	75.3
Free Throws Made Per Game	260	8	12.6
Rebound Margin	12	1	8.8
Defensive Rebounds Per Game	9	1	28.7
Offensive Rebounds Per Game	122	4	11.5
Rebounds Per Game	22	1	40.1
Scoring Defense	179	2	71.5
Scoring Margin	81	2	7.9
Scoring Offense	64	3	79.4
Steals Per Game	324	6	5.2
Three Points Attempts Per Game	76	4	25.8
Three Point Percentage	121	4	35.0
Three Point Percentage Defense	125	3	32.2
Three Pointers Per Game	69	4	9.0
Turnovers Forced Per Game	330	7	9.9
Turnovers Per Game	215	7	12.2

Individual Statistics

Category	Player	National Rank	Conference Rank	#
Double Doubles	Oscar Cluff	2	1	16
Field Goal Percentage	Oscar Cluff	5	1	65.5
Field Goals	Oscar Cluff	34	2	150
Points Per Game	Oscar Cluff	104	5	17.3
Rebounds Per Game	Oscar Cluff	T1	1	12.8

SDSU 1,000 POINT CLUB

1. Mike Daum (2015-19)	3,067
2. Nate Wolters (2009-13)	2,363
3. Mark Tetzlaff (1981-85)	1,931
4. Lee Colburn (1969-73)	1,822
5. Austin Hansen (1999-2003)	1,815
6. Jordan Dykstra (2010-14)	1,661
7. Zeke Mayo (2021-24)	1,576
8. Steve Brown (1974-78)	1,534
9. Clint Sargent (2007-11)	1,505
10. Don Jacobsen (1958-61)	1,488
11. Garrett Callahan (2006-10)	1,449
12. Reed Tellinghuisen (2014-18)	1,436
13. Kai Williams (2006-10)	1,423
14. Douglas Wilson (2019-22)	1,415
15. Jermaine Showers (1992-96)	1,399
16. Bob Winzenburg (1978-82)	1,395
17. Jason Sempstrott (1993-97)	1,390
18. Chris White (1990-92)	1,380
19. Dave Thomas (1969-73)	1,355
20. Matt Dentlinger (2018-23)	1,300
21. Ben Beran (2003-06, 08)	1,285
22. Derrick Schantz (1999-2004)	1,283
23. Kurt Meister (1994-98)	1,281
24. Alex Arians (2018-23)	1,272
Ron Wiblemo (1971-75)	1,272
26. Mark Schultz (1982-86)	1,259
27. Chad White (2009-14)	1,234
28. Andy Moeller (2000-04)	1,206
29. David Jenkins Jr. (2017-19)	1,194
30. John Thomas (1966-69)	1,178
31. Cullen Ober (1986-90)	1,163
32. Tom Rops (1992-96)	1,147
33. Brayden Carlson (2010-14)	1,132
34. Guy Mackner (1966-69)	1,114
Randy Suarez (1986-89)	1,114
Baylor Scheierman (2019-22)	1,114
37. Kent Hyde (1955-58)	1,098
38. Ryan Naatjes (1990-93, 95)	1,096
Chris Stoeber (1999-2003)	1,096
40. Steve Lingenfelter (1979-81)	1,091
41. Casey Estling (1996-2000)	1,084
42. Sid Bostic (1961-64)	1,079
43. Gene Zulk (1966-69)	1,073
44. George Schroeder (1972-76)	1,066
45. Pete Leiferman (1989-93)	1,043
45. Jim Sutton (1954-57)	1,035
47. Merlyn Smith (1956-59)	1,028
48. Jeff Booher (1988-92)	1,018
49. Jim Walker (1978-80)	1,012
50. Bill Cartwright (1985-89)	1,010
51. Cory VandeWettering (1990-94)	1,009
52. Virg Riley (1952-56)	1,008
53. Dennis Womeldorf (1967-70)	1,006

SUPERLATIVES

Team Miscellaneous (only games vs. DI opponents)

Most First Half Points

SDSU	59	vs. North Dakota (1/16/25)
Opp.	57	at Alabama (12/29/24)

Fewest First Half Points

SDSU	27	at Montana (12/4/24)
Opp.	19	vs. Denver (1/2/25)

Largest Halftime Lead

SDSU	27	vs. Denver (1/2/25)
Opp.	24	at Alabama (12/29/24)

Most Second Half Points

SDSU	51	at Omaha (1/11/25)
Opp.	51	vs. Denver (1/2/25)

Fewest Second Half Points

SDSU	26	at Nevada (12/11/24)
Opp.	27 (2x)	last at Kansas City (1/23/25)

Largest Margin of Victory

SDSU	36	vs. North Dakota (1/16/25)
Opp.	23	at Alabama (12/29/24)

Season Leaders

Scoring

Oscar Cluff (11), Joe Sayler (6), Kalen Garry (4), Jaden Jackson (1), Owen Larson (1)

Rebounding

Oscar Cluff (16), Stoney Hadnot (2), Jaden Jackson (2), Owen Larson (2), William Whorton (1), Matthew Mors (1)

Assists

Kalen Garry (11), Oscar Cluff (7), Owen Larson (3), Matthew Mors (2), Joe Sayler (2), Jaden Jackson (1)

Double-Digit Scoring

Oscar Cluff (18), Joe Sayler (14), Kalen Garry (13), Owen Larson (10), Matthew Mors (9), Stoney Hadnot (6), Jaden Jackson (3), Isaac Lindsey (2)

Double-Doubles

Oscar Cluff (16), Jaden Jackson (1), Stoney Hadnot (1)

MILESTONE WATCH

Player	Statistic	Note
Matthew Mors	212 Rebounds	13 away from 225 during career
	543 Points	7 away from 550
Kalen Garry	533 Points	17 away from 550 during college career
	218 Rebounds	7 away from 225
Oscar Cluff	624 Points	1 away from 625 at the NCAA Division I level
	281 Rebounds	19 away from 300 in current season as a Jackrabbit
Joe Sayler	293 Points	7 away from 300



0 WILLIAM WHORTON

R-Freshman | Forward | 6-8 | 220
Milwaukee, Wis. | Rufus King H.S.

Career Highs

Same
Same
Same
Same
Same
Same
Same
Same
Same
Same
Same
Same

Points
FGM
FGA
3FGM
3FGA
FTM
FTA
Rebs
Assists
Steals
Blocks
Minutes

Season Highs

8 (2x), previous at Montana, 12/4/24
4 (2x), previous at Montana, 12/4/24
8, at Montana, 12/4/24
1, vs. Northern Colorado, 11/14/24
1, Three Times
3, vs. North Dakota, 1/16/25
4, vs. North Dakota, 1/16/25
10, vs. Chadron State, 12/19/24
4, vs. Chadron State, 12/19/24
2, Two Times
2, at Montana, 12/4/24
21, Two Times

GAME-BY-GAME STATS

Opponent	Date	GS	MIN	Total		3-Pointers		Free throws		Rebounds				PF	A	TO	BLK	STL	PTS		AVG
				FG-FGA	PCT	3FG-3FGA	PCT	FT-FTA	PCT	OFF	DEF	TOT	AVG								
vs McNeese	11/04/2024		03:26	0-0	.000	0-0	.000	0-0	.000	0	1	1	1.0	0	0	0	0	0	0	0	0.0
Long Beach St.	11/08/2024		03:15	1-1	1.000	0-0	.000	0-0	.000	0	2	2	1.5	1	0	0	0	0	2	1.0	
vs Northern Colo.	11/14/2024		09:19	1-3	.333	1-1	1.000	0-0	.000	2	4	6	3.0	2	1	1	0	0	3	1.7	
Mt. Marty	11/18/2024		18:57	3-5	.600	0-0	.000	0-0	.000	1	4	5	3.5	0	1	2	1	2	6	2.8	
Southern Miss.	11/20/2024		19:01	4-5	.800	0-1	.000	0-0	.000	0	2	2	3.2	2	0	1	0	2	8	3.8	
vs Duquesne	11/24/2024		07:10	1-1	1.000	0-0	.000	1-1	1.000	0	1	1	2.8	4	0	0	0	0	3	3.7	
vs Boise St.	11/25/2024		10:47	2-3	.667	0-0	.000	0-0	.000	1	0	1	2.6	2	1	0	0	0	4	3.7	
vs Missouri St.	11/26/2024		09:06	2-3	.667	0-0	.000	2-2	1.000	2	2	4	2.8	1	1	0	0	0	6	4.0	
Dakota Wesleyan	12/02/2024		14:04	2-2	1.000	0-0	.000	0-2	.000	1	3	4	2.9	0	0	0	0	0	4	4.0	
at Montana	12/04/2024	*	21:25	4-8	.500	0-0	.000	0-0	.000	2	4	6	3.2	3	1	2	2	0	8	4.4	
Eastern Wash.	12/07/2024		12:42	1-2	.500	0-0	.000	0-0	.000	1	4	5	3.4	1	0	0	0	0	2	4.2	
at Nevada	12/11/2024		13:08	1-1	1.000	0-0	.000	0-0	.000	1	1	2	3.3	1	0	1	0	0	2	4.0	
at Colorado	12/13/2024		09:48	0-0	.000	0-0	.000	1-2	.500	0	2	2	3.2	2	0	1	1	0	1	3.8	
Chadron St.	12/19/2024	*	21:06	3-5	.600	0-1	.000	0-0	.000	2	8	10	3.6	3	4	1	1	0	6	3.9	
at Alabama	12/29/2024		06:39	1-1	1.000	0-0	.000	0-0	.000	3	0	3	3.6	2	1	0	0	0	2	3.8	
Denver	01/02/2025		03:38	0-0	.000	0-0	.000	0-0	.000	0	0	0	3.4	0	0	0	0	0	0	3.6	
North Dakota	01/16/2025		06:39	0-2	.000	0-0	.000	3-4	.750	1	2	3	3.4	1	1	0	0	0	3	3.5	
South Dakota	01/25/2025		02:10	0-0	.000	0-0	.000	0-0	.000	0	1	1	3.2	1	0	0	0	0	0	3.3	
Totals		2	192:19	26-42	.619	1-3	.333	7-11	.636	17	41	58	3.2	26	11	9	5	4	60	3.3	

Player Averages

Games Played	Minutes/game	Points/game	FG Pct	3FG Pct	FT Pct	Rebounds/game	Assists/game	Turnovers/game	Assist/Turnover ratio	Steals/game	Blocks/game
18	10.7	3.3	61.9	33.3	63.6	3.2	0.6	0.5	1.2	0.2	0.3

Career Miscellaneous Stats

10-19 Points0
20-29 Points0
30+ Points0
5-9 Rebounds4
10+ Rebounds1
Games With a 3-Pointer1
Games With an Assist8
Games With a Steal2
Games With a Block4
Double-Doubles0

Season Highlights

- » Made collegiate debut off the bench for the Jackrabbits in their season-opening victory over McNeese State
- » First points of career on a dunk against The Beach in Brookings on November 8
- » Played another 19 minutes and topped career high with 8 points in Nov. 20 victory over Southern Miss
- » Made first-career start & played 21 minutes in Dec. 4 game at Montana
- » Field goal streak of nine straight games ended at Colorado on Dec. 13
- » Scored 6 points & had career highs in rebounds (10) and assists (4) in Dec. 19 win over Chadron State

Other Notables

- » Spent the 2023-24 season at South Dakota State as a redshirt
- » Was a two-time all-conference performer for Rufus King HS
- » As a senior averaged 17.8 points and had a team-high 103 field goals in 21 games; averaged 15.7 points and double digits in rebounds as a junior
- » A WBCA Division I All-State honorable mention; a finalist for the top senior defensive player of the year by Wisconsin Sports Network
- » Rated as a top 10 recruit in the state of Wisconsin in class of 2023 by WisSports.net

CAREER STATS

				Field Goals		3-Point		F-Throws		Rebounds									Scoring	
SEASON	TEAM	GP-GS	MIN/AVG	FG-FGA	FG%	3FG-3FGA	3FG%	FT-FTA	FT%	OFF	DEF	TOT	AVG	PF-FO	A	TO	BLK	STL	PTS	AVG
2024-25	SDSU	18-2	192/10.7	26-42	.619	1-3	.333	7-11	.636	17	41	58	3.2	26-0	11	9	5	4	60	3.3
TOTAL		18-2	192/10.7	26-42	.619	1-3	.333	7-11	.636	17	41	58	3.2	26-0	11	9	5	4	60	3.3



1 OWEN LARSON

Freshman | Guard | 6-2 | 195
Estherville, Iowa | Estherville Lincoln Central H.S.

Career Highs

Same
Same
Same
Same
Same
Same
Same
Same
Same
Same
Same
Same

Points
FGM
FGA
3FGM
3FGA
FTM
FTA
Rebs
Assists
Steals
Blocks
Minutes

Season Highs

18, vs. South Dakota, 1/25/25
5 (2x), last vs. South Dakota, 1/25/25
11, Two Times
4 (3x), last vs. South Dakota, 1/25/25
10, vs. Chadron State, 12/19/24
4 (2x), vs. South Dakota, 1/25/25
6, vs. Boise State, 11/25/24
8, Two Times
7, vs. Missouri State, 11/26/24
3, at Alabama, 12/29/24
1, Six Times
35, at Kansas City, 1/23/25

GAME-BY-GAME STATS

Opponent	Date	GS	MIN	Total		3-Pointers		Free throws		Rebounds				PF	A	TO	BLK	STL	PTS	AVG	
				FG-FGA	PCT	3FG-3FGA	PCT	FT-FTA	PCT	OFF	DEF	TOT	AVG								
vs McNeese	11/04/2024	*	34:12	5-11	.455	4-9	.444	0-0	.000	1	2	3	3.0	2	2	0	0	0	14	14.0	
Long Beach St.	11/08/2024	*	33:41	4-10	.400	2-4	.500	0-0	.000	0	4	4	3.5	4	2	2	0	1	10	12.0	
vs Northern Colo.	11/14/2024	*	32:15	2-8	.250	1-5	.200	0-0	.000	0	3	3	3.3	1	2	0	0	1	5	9.7	
Mt. Marty	11/18/2024	*	20:27	2-5	.400	1-4	.250	2-2	1.000	0	2	2	3.0	2	4	1	0	2	7	9.0	
Southern Miss.	11/20/2024	*	24:23	2-6	.333	1-3	.333	0-0	.000	2	2	4	3.2	4	5	3	0	1	5	8.2	
vs Duquesne	11/24/2024	*	33:23	4-11	.364	3-6	.500	0-0	.000	1	7	8	4.0	2	1	3	0	1	11	8.7	
vs Boise St.	11/25/2024	*	26:33	2-6	.333	1-3	.333	4-6	.667	2	3	5	4.1	3	0	0	0	1	9	8.7	
vs Missouri St.	11/26/2024	*	30:33	3-8	.375	2-6	.333	0-0	.000	2	1	3	4.0	0	7	2	0	1	8	8.6	
Dakota Wesleyan	12/02/2024	*	24:36	2-5	.400	1-4	.250	1-2	.500	0	4	4	4.0	1	1	1	0	2	6	8.3	
at Montana	12/04/2024	*	32:47	3-7	.429	0-4	.000	0-0	.000	0	2	2	3.8	3	3	2	1	0	6	8.1	
Eastern Wash.	12/07/2024	*	29:28	2-10	.200	2-8	.250	0-0	.000	0	3	3	3.7	4	2	4	0	2	6	7.9	
at Nevada	12/11/2024	*	28:09	3-9	.333	3-9	.333	2-2	1.000	1	7	8	4.1	2	2	1	0	1	11	8.2	
at Colorado	12/13/2024	*	29:21	1-7	.143	1-5	.200	0-0	.000	0	4	4	4.1	1	1	1	0	0	3	7.8	
Chadron St.	12/19/2024	*	25:18	3-10	.300	3-10	.300	0-0	.000	0	2	2	3.9	2	3	0	1	2	9	7.9	
at Alabama	12/29/2024	*	26:55	4-10	.400	1-4	.250	0-0	.000	0	4	4	3.9	3	3	5	0	3	9	7.9	
Denver	01/02/2025	*	27:54	4-7	.571	4-6	.667	0-0	.000	0	5	5	4.0	1	4	4	1	0	12	8.2	
at St. Thomas (MN)	01/08/2025	*	27:00	3-6	.500	2-2	1.000	0-0	.000	0	0	0	3.8	4	1	1	1	1	8	8.2	
at Omaha	01/11/2025	*	25:00	3-6	.500	3-6	.500	0-0	.000	1	3	4	3.8	4	1	2	0	0	9	8.2	
North Dakota	01/16/2025	*	26:14	3-6	.500	0-3	.000	0-0	.000	0	6	6	3.9	1	4	1	1	0	6	8.1	
Oral Roberts	01/18/2025	*	31:39	2-6	.333	2-4	.500	4-4	1.000	2	3	5	4.0	4	2	2	0	0	10	8.2	
at Kansas City	01/23/2025	*	35:19	1-6	.167	0-3	.000	2-2	1.000	0	5	5	4.0	2	2	1	0	1	4	8.0	
South Dakota	01/25/2025	*	22:35	5-9	.556	4-7	.571	4-4	1.000	0	1	1	3.9	4	1	1	0	1	18	8.5	
at North Dakota St.	01/30/2025	*	33:42	4-8	.500	1-4	.250	1-1	1.000	0	4	4	3.9	2	1	1	1	0	10	8.5	
at North Dakota	02/01/2025	*	31:26	3-7	.429	2-2	1.000	2-2	1.000	1	3	4	3.9	2	5	2	0	2	10	8.6	
Totals			24	692:50	70-184	.380	44-121	.364	22-25	.880	13	80	93	3.9	58	59	40	6	23	206	8.6

Player Averages

Games Played	Minutes/game	Points/game	FG Pct	3FG Pct	FT Pct	Rebounds/game	Assists/game	Turnovers/game	Assist/Turnover ratio	Steals/game	Blocks/game
24	28.9	8.6	38.0	36.4	88.0	3.9	2.5	1.7	1.5	1.0	0.3

Career Miscellaneous Stats

10-19 Points9
20-29 Points0
30+ Points0
5-9 Rebounds8
10+ Rebounds0
Games With a 3-Pointer21
Games With an Assist22
Games With a Steal16
Games With a Block6
Double-Doubles0

Season Highlights

- » Scored 14 points and played 34 minutes in collegiate debut versus McNeese State on November 4
- » Scored in double digits in first two games; has done so 8 times
- » Dished out career-high 7 assists in Cayman Islands Classic finale versus Missouri State on Nov. 26
- » Has two games with 8 rebounds, including at Nevada on Dec. 11
- » Played season-high 35 mins in Jan. 23 win at Kansas City
- » Set new career-high 18 points in Jan. 25 victory over South Dakota
- » Is averaging nearly 30 minutes per game as starting point guard

Other Notables

- » 2024 Iowa Class 2A Boys Basketball Player of the Year; Averaged 27.3 points, 8.5 rebounds & 6.1 assists as a senior
- » Set 12 school records and led HS to a conference title as a senior
- » Scored nearly 2,000 points during prep career, school record holder
- » A back-to-back First Team All-State selection
- » A three-time all-conference selection and four-time all-district
- » A standout in basketball, football and baseball in Estherville
- » His father, Troy, spent six years as an assistant coach at SDSU in the 2000s.

CAREER STATS

				Field Goals		3-Point		F-Throws		Rebounds				Scoring	
SEASON	TEAM	GP-GS	MIN/AVG	FG-FGA	FG%	3FG-3FGA	3FG%	FT-FTA	FT%	OFF	DEF	TOT	AVG	PF-FO	A
2024-25	SDSU	24-24	693/28.9	70-184	.380	44-121	.364	22-25	.880	13	80	93	3.9	58-0	59
TOTAL		24-24	693/28.9	70-184	.380	44-121	.364	22-25	.880	13	80	93	3.9	58-0	59



2 ISAAC LINDSEY

Senior | Guard | 6-4 | 190
Mineral Point, Wis. | Wisconsin | Mineral Point H.S.

Career Highs

Same	Points
Same	FGM
Same	FGA
Same	3FGM
Same	3FGA
Same	FTM
Same	FTA
Same	Rebs
Same	Assists
Same	Steals
Same	Blocks
1, Multiple	Minutes

Season Highs

13, vs. North Dakota, 1/16/25
5, vs. North Dakota, 1/16/25
9, vs. Mount Marty, 11/18/24
3, Three Times
8, vs. Chadron State, 12/19/24
3, vs. Eastern Washington, 12/7/24
3, Two Times
3, Three Times
4, vs. Southern Miss, 11/20/24
3, vs. North Dakota, 1/16/25
0
28, vs. Mount Marty, 11/18/24

GAME-BY-GAME STATS

Opponent	Date	GS	MIN	Total		3-Pointers		Free throws		Rebounds				PF	A	TO	BLK	STL	PTS	AVG
				FG-FGA	PCT	3FG-3FGA	PCT	FT-FTA	PCT	OFF	DEF	TOT	AVG							
Mt. Marty	11/18/2024		27:38	3-9	.333	2-5	.400	0-0	.000	0	2	2	2.0	0	2	1	0	1	8	8.0
Southern Miss.	11/20/2024		22:04	2-5	.400	2-4	.500	1-2	.500	0	3	3	2.5	4	4	3	0	0	7	7.5
vs Duquesne	11/24/2024		03:32	0-1	.000	0-1	.000	0-0	.000	0	1	1	2.0	0	0	0	0	0	0	5.0
vs Boise St.	11/25/2024		10:58	1-3	.333	0-1	.000	0-0	.000	0	3	3	2.3	0	0	0	0	0	2	4.3
vs Missouri St.	11/26/2024		13:11	0-3	.000	0-2	.000	0-0	.000	0	1	1	2.0	4	0	0	0	0	0	3.4
Eastern Wash.	12/07/2024		03:49	1-2	.500	1-2	.500	3-3	1.000	0	1	1	1.8	0	1	0	0	0	6	3.8
at Nevada	12/11/2024		09:27	1-2	.500	1-1	1.000	0-0	.000	0	1	1	1.7	0	1	2	0	0	3	3.7
at Colorado	12/13/2024		05:10	1-2	.500	1-2	.500	0-0	.000	0	0	0	1.5	0	0	0	0	0	3	3.6
Chadron St.	12/19/2024		21:54	3-8	.375	3-8	.375	0-0	.000	1	2	3	1.7	3	0	2	0	1	9	4.2
at Alabama	12/29/2024		19:34	3-7	.429	3-6	.500	2-3	.667	0	2	2	1.7	3	0	0	0	0	11	4.9
Denver	01/02/2025		16:43	0-1	.000	0-1	.000	0-0	.000	0	1	1	1.6	4	1	3	0	1	0	4.5
at St. Thomas (MN)	01/08/2025		21:31	1-5	.200	1-4	.250	0-0	.000	0	1	1	1.6	2	0	0	0	1	3	4.3
at Omaha	01/11/2025		08:34	0-2	.000	0-0	.000	0-0	.000	0	0	0	1.5	2	1	1	0	0	0	4.0
North Dakota	01/16/2025		21:51	5-7	.714	3-5	.600	0-1	.000	0	0	0	1.4	3	1	0	0	3	13	4.6
Oral Roberts	01/18/2025		20:13	0-2	.000	0-2	.000	0-0	.000	0	2	2	1.4	2	1	0	0	1	0	4.3
at Kansas City	01/23/2025		16:20	3-4	.750	2-3	.667	0-0	.000	1	0	1	1.4	2	1	0	0	1	8	4.6
South Dakota	01/25/2025		09:39	1-5	.200	1-5	.200	1-2	.500	0	1	1	1.4	5	0	1	0	0	4	4.5
at North Dakota St.	01/30/2025		13:18	0-1	.000	0-1	.000	0-0	.000	0	0	0	1.3	0	1	1	0	0	0	4.3
at North Dakota	02/01/2025		13:52	1-2	.500	0-1	.000	0-0	.000	0	1	1	1.3	0	0	1	0	0	2	4.2
Totals		0	279:18	26-71	.366	20-54	.370	7-11	.636	2	22	24	1.3	34	14	15	0	9	79	4.2

Player Averages

Games Played	Minutes/game	Points/game	FG Pct	3FG Pct	FT Pct	Rebounds/game	Assists/game	Turnovers/game	Assist/Turnover ratio	Steals/game	Blocks/game
19	14.7	4.2	36.6	37.0	63.6	1.3	0.7	0.8	0.9	0.5	0.0

Career Miscellaneous Stats

10-19 Points2
20-29 Points0
30+ Points0
5-9 Rebounds0
10+ Rebounds0
Games With a 3-Pointer19
Games With an Assist14
Games With a Steal10
Games With a Block2
Double-Doubles0

Season Highlights

- » Set new career highs in field goal attempts, 3-point field goal attempts, rebounds and assists in first two games at SDSU
- » Sat out five games due to injury during course of season
- » Recorded then career-high 11 points on 3-7 FG in Dec. 29 loss at No. 5/6 Alabama
- » New career-high 13 points (5-7 FG) & 3 steals in Jan. 16 win over UND

Other Notables

- » Spent previous three seasons at Wisconsin and played in 46 games for the Badgers
- » Had a career-high 8 points in two games including 2023-24 season opener versus Arkansas State
- » Won a Big Ten regular season title in first season at Wisconsin in 2021-22
- » Spent a season at UNLV redshirting
- » Was a two-time First Team All-State selection and two-time All-Area Player of the Year for Mineral Point High School; played QB in football and SS in baseball for the Pointers

CAREER STATS

				Field Goals		3-Point		F-Throws		Rebounds				Scoring						
SEASON	TEAM	GP-GS	MIN/AVG	FG-FGA	FG%	3FG-3FGA	3FG%	FT-FTA	FT%	OFF	DEF	TOT	AVG	PF-FO	A	TO	BLK	STL	PTS	AVG
2021-22	Wisc	6-0	12/2.0	1-5	.200	1-3	.333	0-0	.000	0	0	0	0.0	0-0	0	0	0	0	3	0.5
2022-23	Wisc	24-0	142/5.9	13-41	.317	8-24	.333	1-2	.500	3	15	18	0.8	20-0	2	2	1	3	35	1.5
2023-24	Wisc	16-0	59/3.7	4-13	.308	1-7	.143	1-2	.500	1	5	6	0.4	9-0	3	3	1	1	10	0.6
2024-25	SDSU	19-0	279/14.7	26-71	.366	20-54	.370	7-11	.636	2	22	24	1.3	34-1	14	15	0	9	79	4.2
TOTAL FOR SDSU		19-0	279/14.7	26-71	.366	20-54	.370	7-11	.636	2	22	24	1.3	34-1	14	15	0	9	79	4.2
TOTAL		65-0	492/7.6	44-130	.338	30-88	.341	9-15	.600	6	42	48	0.7	63-1	19	20	2	13	127	2.0



3 JOE SAYLER

R-Freshman | Guard | 6-3 | 200
White River, S.D. | White River H.S.

Career Highs

N/A
N/A
N/A
N/A
N/A
N/A
N/A
N/A
N/A
N/A
N/A
N/A

Points
FGM
FGA
3FGM
3FGA
FTM
FTA
Rebs
Assists
Steals
Blocks
Minutes

Season Highs

25, vs. North Dakota, 1/16/25
10, vs. North Dakota, 1/16/25
16 (2x), last at North Dakota, 2/1/25
4, Five Times
12, at Nevada, 12/11/24
5, at North Dakota, 2/1/25
5 (2x), last at North Dakota, 2/1/25
10, vs. Denver, 1/2/25
4 (2x), previous vs. Oral Roberts, 1/18/25
3, at Colorado, 12/13/24
0
37, at Omaha, 1/11/25

GAME-BY-GAME STATS

Opponent	Date	GS	MIN	Total		3-Pointers		Free throws		Rebounds				PF	A	TO	BLK	STL	PTS	AVG
				FG-FGA	PCT	3FG-3FGA	PCT	FT-FTA	PCT	OFF	DEF	TOT	AVG							
vs McNeese	11/04/2024	*	28:57	7-13	.538	4-7	.571	0-0	.000	0	1	1	1.0	4	2	4	0	1	18	18.0
Long Beach St.	11/08/2024	*	34:01	8-15	.533	1-3	.333	4-4	1.000	0	2	2	1.5	1	1	3	0	0	21	19.5
vs Northern Colo.	11/14/2024	*	25:20	3-11	.273	1-4	.250	3-3	1.000	1	3	4	2.3	1	0	4	0	0	10	16.3
vs Duquesne	11/24/2024	*	27:41	2-6	.333	1-4	.250	0-0	.000	0	2	2	2.3	2	1	1	0	1	5	13.5
vs Boise St.	11/25/2024	*	32:53	8-14	.571	2-4	.500	1-2	.500	0	1	1	2.0	2	3	1	0	1	19	14.6
vs Missouri St.	11/26/2024	*	21:41	1-6	.167	1-2	.500	2-2	1.000	0	7	7	2.8	1	2	0	0	2	5	13.0
Dakota Wesleyan	12/02/2024	*	32:13	2-9	.222	1-5	.200	1-2	.500	0	4	4	3.0	1	2	4	0	0	6	12.0
at Montana	12/04/2024	*	23:22	3-10	.300	1-3	.333	4-4	1.000	0	1	1	2.8	1	0	2	0	1	11	11.9
Eastern Wash.	12/07/2024	*	31:39	7-16	.438	3-10	.300	1-2	.500	0	3	3	2.8	2	2	2	0	0	18	12.6
at Nevada	12/11/2024	*	32:43	5-15	.333	4-12	.333	1-2	.500	0	1	1	2.6	0	3	1	0	0	15	12.8
at Colorado	12/13/2024	*	28:49	5-11	.455	2-5	.400	4-5	.800	0	0	0	2.4	3	1	2	0	3	16	13.1
Chadron St.	12/19/2024	*	23:34	6-8	.750	4-6	.667	0-0	.000	0	1	1	2.3	0	3	0	0	1	16	13.3
at Alabama	12/29/2024	*	30:32	2-7	.286	2-4	.500	0-0	.000	0	4	4	2.4	0	1	2	0	0	6	12.8
Denver	01/02/2025	*	32:50	3-7	.429	2-5	.400	0-0	.000	0	10	10	2.9	2	1	5	0	0	8	12.4
at St. Thomas (MN)	01/08/2025	*	32:42	4-12	.333	0-5	.000	4-4	1.000	0	3	3	2.9	1	4	3	0	0	12	12.4
at Omaha	01/11/2025	*	36:33	5-13	.385	1-7	.143	0-0	.000	0	3	3	2.9	2	3	0	0	0	11	12.3
North Dakota	01/16/2025	*	25:08	10-13	.769	4-7	.571	1-2	.500	0	1	1	2.8	3	1	1	0	1	25	13.1
Oral Roberts	01/18/2025	*	33:05	6-15	.400	3-8	.375	2-3	.667	0	1	1	2.7	1	4	1	0	1	17	13.3
at Kansas City	01/23/2025	*	27:07	4-9	.444	1-4	.250	0-0	.000	0	2	2	2.7	3	1	1	0	0	9	13.1
South Dakota	01/25/2025	*	31:24	2-9	.222	0-3	.000	2-3	.667	0	1	1	2.6	3	2	1	0	2	6	12.7
at North Dakota St.	01/30/2025	*	32:40	7-13	.538	4-6	.667	1-1	1.000	0	2	2	2.6	1	2	0	0	0	19	13.0
at North Dakota	02/01/2025	*	27:51	6-16	.375	3-11	.273	5-5	1.000	2	1	3	2.6	1	0	4	0	2	20	13.3
Totals			22 652:46	106-248	.427	45-125	.360	36-44	.818	3	54	57	2.6	35	39	42	0	16	293	13.3

Player Averages

Games Played	Minutes/game	Points/game	FG Pct	3FG Pct	FT Pct	Rebounds/game	Assists/game	Turnovers/game	Assist/Turnover ratio	Steals/game	Blocks/game
22	29.7	13.3	42.7	36.0	81.8	2.6	1.8	1.9	0.9	0.7	0.0

Career Miscellaneous Stats

10-19 Points12
20-29 Points3
30+ Points0
5-9 Rebounds.....1
10+ Rebounds.....1
Games With a 3-Pointer.....20
Games With an Assist19
Games With a Steal.....11
Games With a Block.....0
Double-Doubles0

Season Highlights

- » Team scoring leader with 18 points (7-13 FG) in season-opening victory over McNeese State
- » Scored then career-high 21 points in victory over LBSU on Nov. 8
- » Set then career highs in rebounds (7) and steals (2) in Nov. 26 victory over Missouri State at Cayman Islands
- » Has scored in double digits in 15 of 22 appearances in career
- » Career high 37 mins at Omaha on 1/11
- » Career-high 25 points, all in first half, in Jan. 16 victory over UND

Other Notables

- » Redshirted during SDSU's 2023-24 championship season
- » Scored 2,702 points at White River High School; 5th most in South Dakota boys basketball history
- » As a senior averaged 30.8 PPG, 5.6 RPG, 3.7 APG & had a career-high 51-point performance
- » The 2023 Hansen Anderson South Dakota Mr. Basketball award winner, Class B Player of the Year, Spirit of Su award winner & Midco Sports' Class B Player of the Year
- » An All-State First Team selection three times while earning multiple conference MVP awards
- » Ranked by Prep Hoops as top recruit in state of South Dakota for the class of 2023; White River's class of 2023 valedictorian

CAREER STATS

				Field Goals		3-Point		F-Throws		Rebounds				Scoring						
SEASON	TEAM	GP-GS	MIN/AVG	FG-FGA	FG%	3FG-3FGA	3FG%	FT-FTA	FT%	OFF	DEF	TOT	AVG	PF-FO	A	TO	BLK	STL	PTS	AVG
2024-25	SDSU	22-22	653/29.7	106-248	.427	45-125	.360	36-44	.818	3	54	57	2.6	35-0	39	42	0	16	293	13.3
TOTAL		22-22	653/29.7	106-248	.427	45-125	.360	36-44	.818	3	54	57	2.6	35-0	39	42	0	16	293	13.3



4 STONEY HADNOT

Freshman | Forward | 6-6 | 200
Houston, Texas | Cypress Springs H.S.

Career Highs

Same	Points
Same	FGM
Same	FGA
Same	3FGM
Same	3FGA
Same	FTM
Same	FTA
Same	Rebs
Same	Assists
Same	Steals
Same	Blocks
Same	Minutes

Season Highs

14, vs. South Dakota, 1/25/25
6 (2x), last vs. South Dakota, 1/25/25
9, vs. South Dakota, 1/25/25
1, Five Times
3 (2x), last vs. Mount Marty, 11/18/24
8, vs. Mount Marty, 11/18/24
10, vs. Mount Marty, 11/18/24
10 (2x), last vs. Chadron St., 12/19/24
3, at Nevada, 12/11/24
1, Six Times
2, at North Dakota, 2/1/25
25, Two Times

GAME-BY-GAME STATS

Opponent	Date	GS	MIN	Total		3-Pointers		Free throws		Rebounds				PF	A	TO	BLK	STL	PTS	AVG
				FG-FGA	PCT	3FG-3FGA	PCT	FT-FTA	PCT	OFF	DEF	TOT	AVG							
vs McNeese	11/04/2024		22:28	3-5	.600	1-3	.333	5-8	.625	1	8	9	9.0	1	2	1	0	0	12	12.0
Long Beach St.	11/08/2024		25:03	1-3	.333	0-0	.000	0-2	.000	0	5	5	7.0	3	0	1	1	1	2	7.0
vs Northern Colo.	11/14/2024		19:57	3-6	.500	0-1	.000	3-4	.750	3	5	8	7.3	0	0	1	1	0	9	7.7
Mt. Marty	11/18/2024	*	20:38	1-5	.200	1-3	.333	8-10	.800	1	1	2	6.0	0	1	0	1	1	11	8.5
Southern Miss.	11/20/2024	*	25:07	5-7	.714	0-0	.000	2-5	.400	1	9	10	6.8	2	2	2	1	0	12	9.2
vs Duquesne	11/24/2024		12:23	0-1	.000	0-0	.000	0-1	.000	0	1	1	5.8	0	0	0	0	0	0	7.7
vs Boise St.	11/25/2024		06:07	0-0	.000	0-0	.000	0-0	.000	0	0	0	5.0	0	0	2	0	0	0	6.6
vs Missouri St.	11/26/2024		16:47	3-4	.750	0-1	.000	1-2	.500	0	2	2	4.6	1	1	2	1	1	7	6.6
Dakota Wesleyan	12/02/2024		19:32	6-8	.750	0-2	.000	1-4	.250	0	4	4	4.6	3	0	1	1	0	13	7.3
at Montana	12/04/2024		19:39	2-3	.667	1-1	1.000	3-3	1.000	3	1	4	4.5	3	1	4	0	1	8	7.4
Eastern Wash.	12/07/2024		13:54	0-3	.000	0-1	.000	0-0	.000	2	0	2	4.3	3	2	2	0	0	0	6.7
at Nevada	12/11/2024		11:31	1-4	.250	0-1	.000	0-0	.000	3	2	5	4.3	1	3	2	0	0	2	6.3
at Colorado	12/13/2024		14:16	3-6	.500	0-0	.000	2-2	1.000	0	2	2	4.2	1	0	0	1	0	8	6.5
Chadron St.	12/19/2024		20:34	2-4	.500	0-1	.000	2-2	1.000	5	5	10	4.6	0	1	1	0	0	6	6.4
at Alabama	12/29/2024		17:19	1-3	.333	0-0	.000	4-5	.800	1	2	3	4.5	1	0	1	0	0	6	6.4
Denver	01/02/2025		13:51	5-6	.833	1-1	1.000	0-1	.000	1	3	4	4.4	2	0	0	0	1	11	6.7
at St. Thomas (MN)	01/08/2025		13:54	2-3	.667	1-2	.500	0-0	.000	0	6	6	4.5	1	0	3	0	0	5	6.6
at Omaha	01/11/2025		14:34	1-3	.333	0-1	.000	1-2	.500	1	0	1	4.3	3	1	0	0	1	3	6.4
North Dakota	01/16/2025		18:43	3-3	1.000	0-0	.000	1-1	1.000	0	4	4	4.3	2	0	2	0	0	7	6.4
Oral Roberts	01/18/2025		13:47	1-1	1.000	0-0	.000	0-0	.000	0	2	2	4.2	3	0	1	0	0	2	6.2
at Kansas City	01/23/2025		09:53	1-1	1.000	0-0	.000	1-2	.500	1	0	1	4.0	0	0	1	0	0	3	6.0
South Dakota	01/25/2025		16:49	6-9	.667	0-2	.000	2-3	.667	3	2	5	4.1	2	1	2	0	0	14	6.4
at North Dakota St.	01/30/2025		07:50	0-0	.000	0-0	.000	0-0	.000	1	1	2	4.0	2	0	0	0	0	0	6.1
at North Dakota	02/01/2025		19:24	3-4	.750	0-0	.000	1-2	.500	1	2	3	4.0	1	0	0	2	1	7	6.2
Totals		2	394:00	53-92	.576	5-20	.250	37-59	.627	28	67	95	4.0	35	15	29	9	7	148	6.2

Player Averages

Games Played	Minutes/game	Points/game	FG Pct	3FG Pct	FT Pct	Rebounds/game	Assists/game	Turnovers/game	Assist/Turnover ratio	Steals/game	Blocks/game
24	16.4	6.2	57.6	25.0	62.7	4.0	0.6	1.2	0.5	0.3	0.4

Career Miscellaneous Stats

10-19 Points	6
20-29 Points	0
30+ Points	0
5-9 Rebounds	4
10+ Rebounds	2
Games With a 3-Pointer	5
Games With an Assist	10
Games With a Steal	7
Games With a Block	8
Double-Doubles	1

Season Highlights

- » Scored 12 points and had 9 rebounds on Nov. 4 against McNeese State, a team receiving votes in AP Top 25 Poll, in opener
- » Played career-high 25 minutes in Nov. 8 victory over LBSU
- » Made first-career start in Nov. 18 matchup against Mount Marty
- » Recorded first-career double-double in Nov. 20 win over USM
- » Set new career-high 13 points in Dec. 2 victory over Dakota Wesleyan
- » Topped career best scoring with 14 points (6-9 FG) in Jan. 25 victory over South Dakota

Other Notables

- » A UIL 6A All-Region Team selection as a senior at Cypress Springs
- » Averaged 17.3 points, 8.6 rebounds and 2.8 assists
- » Was the back-to-back District 16-6A Offensive Player of the Year
- » Claimed All-District, All-Region and Team MVP award honors during prep career in which he scored over 1,000 points
- » Was a Houston Area All-Star Game participant
- » Ranked as the 12th best recruit in the Greater Houston Area by OTR Exposure; a top 25 recruit out of the state of Texas and three-star prospect according to 247 Sports
- » Played travel ball with current SDSU teammate Bubz Alvarez

CAREER STATS

				Field Goals		3-Point		F-Throws		Rebounds				Scoring						
SEASON	TEAM	GP-GS	MIN/AVG	FG-FGA	FG%	3FG-3FGA	3FG%	FT-FTA	FT%	OFF	DEF	TOT	AVG	PF-FO	A	TO	BLK	STL	PTS	AVG
2024-25	SDSU	24-2	394/16.4	53-92	.576	5-20	.250	37-59	.627	28	67	95	4.0	35-0	15	29	9	7	148	6.2
TOTAL		24-2	394/16.4	53-92	.576	5-20	.250	37-59	.627	28	67	95	4.0	35-0	15	29	9	7	148	6.2



5 NATE BARNHART

Junior | Forward | 7-0 | 205
Lenexa, Kan. | Wyoming | De Soto H.S.

Career Highs

12, vs. Fresno State, 1/31/23
5 (3x), at Southern Miss, 11/22/23
8, vs. Kent State, 12/5/23
3 (2x), at NDSU, 3/2/24
6, vs. Wyoming, 12/20/23
Same
Same
9, vs. UNLV, 2/8/23
4, vs. Mayville State, 12/14/23
2 (3x)
3, Three Times in 2023-24 season
31, at Air Force, 1/17/23

Points
FGM
FGA
3FGM
3FGA
FTM
FTA
Rebs
Assists
Steals
Blocks
Minutes

Season Highs

8, vs. Southern Miss, 11/20/24
3, vs. Mount Marty, 11/18/24
4, vs. Mount Marty, 11/18/24
1, FourTimes
3, vs. North Dakota, 1/16/25
4, vs. Southern Miss, 11/20/24
6, vs. Southern Miss, 11/20/24
4, vs. Mount Marty, 11/18/24
2, vs. Chadron State, 12/19/24
1, vs. Duquesne, 11/24/24
3, vs. Dakota Wesleyan, 12/2/24
22, vs. Mount Marty, 11/18/24

GAME-BY-GAME STATS

Opponent	Date	GS	MIN	Total		3-Pointers		Free throws		Rebounds				PF	A	TO	BLK	STL	PTS	AVG
				FG-FGA	PCT	3FG-3FGA	PCT	FT-FTA	PCT	OFF	DEF	TOT	AVG							
vs McNeese	11/04/2024		09:42	1-1	1.000	0-0	.000	1-1	1.000	1	2	3	3.0	0	1	1	1	0	3	3.0
Long Beach St.	11/08/2024		12:16	2-3	.667	1-2	.500	0-0	.000	1	0	1	2.0	2	1	0	0	0	5	4.0
vs Northern Colo.	11/14/2024		11:10	0-3	.000	0-0	.000	0-0	.000	2	1	3	2.3	2	0	0	0	0	0	2.7
Mt. Marty	11/18/2024		21:52	3-4	.750	0-1	.000	1-2	.500	2	2	4	2.8	0	1	0	0	0	7	3.8
Southern Miss.	11/20/2024		18:20	2-3	.667	0-1	.000	4-6	.667	0	1	1	2.4	1	0	0	0	0	8	4.6
vs Duquesne	11/24/2024		09:24	0-1	.000	0-0	.000	0-0	.000	2	1	3	2.5	0	1	1	0	1	0	3.8
vs Boise St.	11/25/2024		07:41	0-0	.000	0-0	.000	0-0	.000	0	2	2	2.4	3	0	0	0	0	0	3.3
vs Missouri St.	11/26/2024		14:23	2-2	1.000	1-1	1.000	0-0	.000	0	0	0	2.1	1	0	0	0	0	5	3.5
Dakota Wesleyan	12/02/2024		16:17	1-2	.500	0-1	.000	0-0	.000	0	2	2	2.1	0	1	0	3	0	2	3.3
at Montana	12/04/2024		09:49	1-2	.500	0-1	.000	0-0	.000	0	0	0	1.9	0	0	0	0	0	2	3.2
Eastern Wash.	12/07/2024		04:02	0-0	.000	0-0	.000	0-0	.000	0	0	0	1.7	1	0	0	0	0	0	2.9
at Nevada	12/11/2024		01:35	0-1	.000	0-1	.000	0-0	.000	0	0	0	1.6	0	0	0	0	0	0	2.7
Chadron St.	12/19/2024		07:37	1-2	.500	1-2	.500	0-0	.000	1	0	1	1.5	0	2	0	1	0	3	2.7
at Alabama	12/29/2024		01:20	0-0	.000	0-0	.000	0-0	.000	0	0	0	1.4	0	0	0	0	0	0	2.5
Denver	01/02/2025		02:37	0-1	.000	0-0	.000	0-0	.000	0	0	0	1.3	0	0	1	0	0	0	2.3
North Dakota	01/16/2025		05:39	1-3	.333	1-3	.333	0-0	.000	0	0	0	1.3	0	0	0	0	0	3	2.4
South Dakota	01/25/2025		02:47	0-0	.000	0-0	.000	0-0	.000	0	1	1	1.2	0	0	0	0	0	0	2.2
Totals		0	156:31	14-28	.500	4-13	.308	6-9	.667	9	12	21	1.2	10	7	3	5	1	38	2.2

Player Averages

Games Played	Minutes/game	Points/game	FG Pct	3FG Pct	FT Pct	Rebounds/game	Assists/game	Turnovers/game	Assist/Turnover ratio	Steals/game	Blocks/game
17	9.2	2.2	50.0	30.8	66.7	1.2	0.4	0.2	2.3	0.1	0.3

Career Miscellaneous Stats

10-19 Points6
20-29 Points0
30+ Points0
5-9 Rebounds.....5
10+ Rebounds.....0
Games With a 3-Pointer18
Games With an Assist29
Games With a Steal.....15
Games With a Block.....28
Double-Doubles0

Season Highlights

- » Played season-high 22 minutes and scored 7 points in Nov. 18 victory over Mount Marty
- » Set career-best free throw marks & scored season-high 8 points in Nov. 20 win over Southern Miss
- » Matched career-best 3 blocks in Dec. 2 win over Dakota Wesleyan

Other Notables

- » Competed in 33 games and made 11 starts in first season as a Jackrabbit a year ago
- » Played an SDSU-high 24 minutes and scored 11 points in loss to UCF on Nov. 19, 2023
- » Spent previous two years at Wyoming; redshirted in 2021-22 as part of NCAA Tournament team
- » Played in 20 games for the Cowboys and started in three in 2022-23
- » Claimed a Mountain West Conference Freshman of the Week honor on Feb. 6, 2023
- » Was ranked as a three-star recruit by Rivals.com and listed as 39th best center in signing class in 2023
- » A multiple time all-conference selection at De Soto High, claimed Second Team All-State honors as a junior and honorable mention as a senior

CAREER STATS

				Field Goals		3-Point		F-Throws		Rebounds				Scoring						
SEASON	TEAM	GP-GS	MIN/AVG	FG-FGA	FG%	3FG-3FGA	3FG%	FT-FTA	FT%	OFF	DEF	TOT	AVG	PF-FO	A	TO	BLK	STL	PTS	AVG
2022-23	UW	20-3	224/11.2	21-37	.568	5-14	.357	5-7	.714	9	28	37	1.9	33-0	6	10	9	5	52	2.6
2023-24	SDSU	33-11	484/14.7	48-102	.471	17-52	.327	9-18	.500	22	53	75	2.3	35-1	31	18	30	14	122	3.7
2024-25	SDSU	17-0	157/9.2	14-28	.500	4-13	.308	6-9	.667	9	12	21	1.2	10-0	7	3	5	1	38	2.2
TOTAL FOR SDSU		50-11	640/12.8	62-130	.477	21-65	.323	15-27	.556	31	65	96	1.9	45-1	38	21	35	15	160	3.2
TOTAL		70-14	865/12.4	83-167	.497	26-79	.329	20-34	.588	40	93	133	1.9	78-1	44	31	44	20	212	3.0



10 KALEN GARRY

Sophomore | Guard | 6-3 | 200
De Smet, S.D. | De Smet H.S.

Career Highs

Same
Same
15, vs. Norfolk State, 12/21/23
5, Four Times
13, vs. Norfolk State, 12/21/23
Same
Same
Same
Same (2x), previous at St. Thomas, 1/11/24
3, Three Times
Same, Four Times
39, vs. Wyoming, 12/20/23

Points
FGM
FGA
3FGM
3FGA
FTM
FTA
Rebs
Assists
Steals
Blocks
Minutes

Season Highs

27, at Omaha, 1/11/25
9, at Omaha, 1/11/25
14, at NDSU, 1/30/25
5 (2x), last vs. South Dakota, 1/25/25
9 (3x), last at NDSU, 1/30/25
7, vs. Southern Miss, 11/20/24
7 (2x), previous at Omaha, 1/11/25
9, vs. South Dakota, 1/25/25
5, vs. Boise State, 11/25/24
2, Eight Times
1, Two Times
37, at St. Thomas, 1/8/25

GAME-BY-GAME STATS

Opponent	Date	GS	MIN	Total		3-Pointers		Free throws		Rebounds				PF	A	TO	BLK	STL	PTS	AVG
				FG-FGA	PCT	3FG-3FGA	PCT	FT-FTA	PCT	OFF	DEF	TOT	AVG							
vs McNeese	11/04/2024	*	17:57	1-5	.200	0-3	.000	4-4	1.000	1	4	5	5.0	4	3	0	0	0	6	6.0
Long Beach St.	11/08/2024	*	15:00	3-7	.429	0-2	.000	0-0	.000	0	2	2	3.5	4	2	2	0	0	6	6.0
vs Northern Colo.	11/14/2024	*	27:36	3-10	.300	1-5	.200	2-2	1.000	0	1	1	2.7	1	2	0	0	1	9	7.0
Mt. Marty	11/18/2024	*	23:27	4-6	.667	3-5	.600	2-2	1.000	0	3	3	2.8	2	4	0	0	1	13	8.5
Southern Miss.	11/20/2024	*	25:07	3-8	.375	1-5	.200	7-7	1.000	0	5	5	3.2	1	2	3	0	0	14	9.6
vs Duquesne	11/24/2024	*	32:42	7-10	.700	5-7	.714	1-2	.500	0	5	5	3.5	0	4	5	0	0	20	11.3
vs Boise St.	11/25/2024	*	31:26	4-13	.308	2-6	.333	3-3	1.000	2	2	4	3.6	1	5	1	0	1	13	11.6
vs Missouri St.	11/26/2024	*	21:47	3-6	.500	1-3	.333	2-2	1.000	0	1	1	3.3	1	2	1	1	0	9	11.3
Dakota Wesleyan	12/02/2024	*	26:12	3-9	.333	1-2	.500	2-2	1.000	2	2	4	3.3	0	2	0	0	1	9	11.0
at Montana	12/04/2024	*	28:30	1-13	.077	0-7	.000	2-2	1.000	0	6	6	3.6	1	1	2	0	2	4	10.3
Eastern Wash.	12/07/2024	*	26:27	2-9	.222	1-4	.250	2-2	1.000	1	5	6	3.8	0	2	2	0	2	7	10.0
at Nevada	12/11/2024	*	28:31	2-5	.400	1-4	.250	0-1	.000	1	3	4	3.8	1	4	1	0	0	5	9.6
at Colorado	12/13/2024	*	29:58	4-8	.500	3-4	.750	1-2	.500	2	2	4	3.8	1	2	1	0	2	12	9.8
Chadron St.	12/19/2024	*	22:46	5-9	.556	4-8	.500	2-2	1.000	0	4	4	3.9	1	2	1	0	2	16	10.2
at Alabama	12/29/2024	*	29:33	3-9	.333	3-7	.429	0-0	.000	0	5	5	3.9	2	2	2	0	0	9	10.1
Denver	01/02/2025	*	29:49	4-10	.400	1-6	.167	0-0	.000	0	1	1	3.8	3	4	2	0	0	9	10.1
at St. Thomas (MN)	01/08/2025	*	36:39	7-13	.538	3-9	.333	2-3	.667	0	3	3	3.7	3	1	2	0	0	19	10.6
at Omaha	01/11/2025	*	33:17	9-13	.692	4-7	.571	5-7	.714	1	4	5	3.8	5	4	4	0	0	27	11.5
North Dakota	01/16/2025	*	25:14	5-8	.625	2-4	.500	0-0	.000	0	3	3	3.7	2	3	1	1	2	12	11.5
Oral Roberts	01/18/2025	*	27:17	4-11	.364	0-3	.000	3-4	.750	2	0	2	3.7	2	1	1	0	2	11	11.5
at Kansas City	01/23/2025	*	32:09	2-10	.200	0-5	.000	1-2	.500	1	0	1	3.5	2	4	2	0	2	5	11.2
South Dakota	01/25/2025	*	31:57	7-12	.583	5-9	.556	0-0	.000	0	9	9	3.8	1	0	1	0	0	19	11.5
at North Dakota St.	01/30/2025	*	35:04	5-14	.357	2-9	.222	0-0	.000	0	5	5	3.8	1	3	1	0	2	12	11.6
at North Dakota	02/01/2025	*	32:23	4-8	.500	3-5	.600	1-3	.333	0	5	5	3.9	3	4	1	0	1	12	11.6
Totals			24 670:48	95-226	.420	46-129	.357	42-52	.808	13	80	93	3.9	42	63	36	2	21	278	11.6

Player Averages

Games Played	Minutes/game	Points/game	FG Pct	3FG Pct	FT Pct	Rebounds/game	Assists/game	Turnovers/game	Assist/Turnover ratio	Steals/game	Blocks/game
24	28.0	11.6	42.0	35.7	80.8	3.9	2.6	1.5	1.8	0.9	0.1

Career Miscellaneous Stats

10-19 Points23
20-29 Points3
30+ Points0
5-9 Rebounds.....20
10+ Rebounds.....0
Games With a 3-Pointer42
Games With an Assist38
Games With a Steal.....29
Games With a Block.....5
Double-Doubles0

Season Highlights

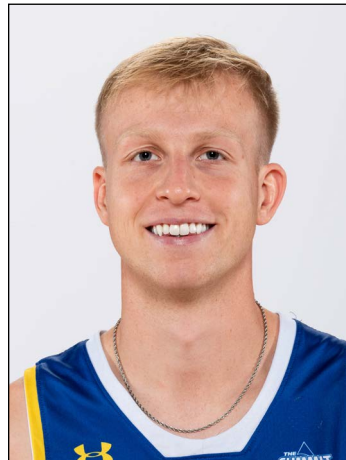
- » A starter in every game this year
- » A Preseason All-Summit League Second Team selection
- » Second career 20-point game on 7-10 FG in Nov. 24 win
- » Has scored in double digits in 13 games this season
- » Topped career mark in points (27) on Jan. 11 at Omaha on 9-13 FG, 4-7 3FG
- » Near first career double-double with 19/9 in Jan. 25 win over USD

Other Notables

- » Played in all 35 games, and made 15 starts, as a redshirt freshman.
- » Scored a career-high 22 points in a victory over Wichita State on Dec. 9, 2023. Recorded 10-plus double-digit scoring efforts last season
- » Led De Smet High School to pair of state Class B championships and a runner-up finish in four years of varsity basketball
- » Named the 2022 South Dakota Gatorade Player of the Year
- » Won three Class B Player of the Year awards; a four-time all-state
- » Ended prep career as school's all-time leading scorer with 2,091 points
- » Selected as the 2022 South Dakota Sports Boys Athlete of the Year being nominated in both football and basketball for the award

CAREER STATS

SEASON	TEAM	GP-GS	MIN/AVG	Field Goals		3-Point		F-Throws		Rebounds				Scoring						
				FG-FGA	FG%	3FG-3FGA	3FG%	FT-FTA	FT%	OFF	DEF	TOT	AVG	PF-FO	A	TO	BLK	STL	PTS	AVG
2023-24	SDSU	35-15	913/26.1	86-213	.404	46-134	.343	37-48	.771	25	100	125	3.6	84-0	37	34	3	27	255	7.3
2024-25	SDSU	24-24	671/28.0	95-226	.420	46-129	.357	42-52	.808	13	80	93	3.9	42-1	63	36	2	21	278	11.6
TOTAL		59-39	1584/26.8	181-439	.412	92-263	.350	79-100	.790	38	180	218	3.7	126-1	100	70	5	48	533	9.0



11 MATTHEW MORS

Junior | Forward | 6-7 | 215
Yankton, S.D. | Wisconsin | Yankton H.S.

Career Highs

23, vs. North Dakota, 2/2/23
8, vs. North Dakota, 2/2/23
12, vs. NDSU, 1/5/23
4, vs. North Dakota, 2/2/23
Same
7, at Kent State, 12/2/22
8 (2x), last at Kent State, 12/2/22
9 (3x), previous at Omaha, 2/18/23
Same
3 (2x), previous at Western Illinois, 1/28/23
2 (3x), previous vs. Mayville State, 12/14/23
36, at Western Illinois, 1/28/23

Points
FGM
FGA
3FGM
3FGA
FTM
FTA
Rebs
Assists
Steals
Blocks
Minutes

Season Highs

15, vs. Duquesne, 11/24/24
5 (4x), previous vs. ORU, 1/18/24
10 (2x), previous at Montana, 12/4/24
3, at Nevada, 12/11/24
6, at Colorado, 12/13/24
6, vs. Duquesne, 11/24/24
8, vs. Duquesne, 11/24/24
9, at Montana, 12/4/24
4, vs. North Dakota, 1/16/25
3, vs. McNeese State, 11/4/24
2, vs. McNeese State, 11/4/24
34, vs. Eastern Washington, 12/7/24

GAME-BY-GAME STATS

Opponent	Date	GS	MIN	Total		3-Pointers		Free throws		Rebounds				PF	A	TO	BLK	STL	PTS	AVG
				FG-FGA	PCT	3FG-3FGA	PCT	FT-FTA	PCT	OFF	DEF	TOT	AVG							
vs McNeese	11/04/2024	*	31:13	2-7	.286	0-4	.000	0-0	.000	1	2	3	3.0	0	2	3	2	3	4	4.0
Long Beach St.	11/08/2024	*	30:52	2-2	1.000	1-1	1.000	4-5	.800	0	2	2	2.5	2	0	2	0	1	9	6.5
vs Northern Colo.	11/14/2024	*	25:10	2-8	.250	1-4	.250	4-4	1.000	1	1	2	2.3	2	0	0	0	0	9	7.3
Mt. Marty	11/18/2024	*	15:46	3-6	.500	0-1	.000	0-0	.000	2	3	5	3.0	0	0	0	0	0	6	7.0
Southern Miss.	11/20/2024	*	21:40	5-6	.833	0-0	.000	0-1	.000	0	2	2	2.8	1	2	1	0	1	10	7.6
vs Duquesne	11/24/2024	*	30:36	4-7	.571	1-3	.333	6-8	.750	0	1	1	2.5	2	0	0	0	1	15	8.8
vs Boise St.	11/25/2024	*	32:19	2-8	.250	2-4	.500	3-4	.750	0	1	1	2.3	2	2	0	1	1	9	8.9
vs Missouri St.	11/26/2024	*	23:35	3-4	.750	0-1	.000	2-3	.667	2	1	3	2.4	2	1	2	0	1	8	8.8
Dakota Wesleyan	12/02/2024	*	23:43	2-5	.400	0-1	.000	2-2	1.000	1	1	2	2.3	1	1	2	1	1	6	8.4
at Montana	12/04/2024	*	30:11	5-10	.500	2-5	.400	2-3	.667	2	7	9	3.0	2	0	2	0	2	14	9.0
Eastern Wash.	12/07/2024	*	34:18	5-8	.625	0-2	.000	4-4	1.000	2	5	7	3.4	1	3	1	0	0	14	9.5
at Nevada	12/11/2024	*	31:11	3-6	.500	3-5	.600	0-0	.000	0	1	1	3.2	1	3	0	1	0	9	9.4
at Colorado	12/13/2024	*	32:50	3-9	.333	2-6	.333	0-0	.000	0	1	1	3.0	4	3	1	0	2	8	9.3
Chadron St.	12/19/2024	*	21:07	3-5	.600	2-3	.667	0-0	.000	0	3	3	3.0	0	2	1	1	0	8	9.2
at Alabama	12/29/2024	*	22:41	3-7	.429	1-2	.500	0-0	.000	0	0	0	2.8	2	2	3	1	0	7	9.1
Denver	01/02/2025	*	26:48	5-9	.556	1-2	.500	0-0	.000	0	4	4	2.9	2	2	0	0	0	11	9.2
at St. Thomas (MN)	01/08/2025	*	26:06	4-8	.500	1-1	1.000	1-3	.333	3	4	7	3.1	4	3	0	0	0	10	9.2
at Omaha	01/11/2025	*	26:59	2-7	.286	0-3	.000	0-1	.000	1	6	7	3.3	4	0	0	0	1	4	8.9
North Dakota	01/16/2025	*	21:17	3-4	.750	1-1	1.000	2-2	1.000	2	2	4	3.4	2	4	1	1	0	9	8.9
Oral Roberts	01/18/2025	*	26:06	5-9	.556	1-4	.250	0-0	.000	0	2	2	3.3	3	2	0	0	0	11	9.1
at Kansas City	01/23/2025	*	30:07	3-3	1.000	1-1	1.000	3-4	.750	1	3	4	3.3	1	0	2	0	2	10	9.1
South Dakota	01/25/2025	*	24:33	4-5	.800	2-2	1.000	0-0	.000	3	1	4	3.4	0	1	2	0	1	10	9.1
at North Dakota St.	01/30/2025	*	20:07	1-3	.333	1-3	.333	0-0	.000	1	0	1	3.3	3	2	0	1	1	3	8.9
at North Dakota	02/01/2025	*	22:36	3-8	.375	1-3	.333	0-0	.000	2	0	2	3.2	1	1	3	0	0	7	8.8
Totals			24 631:50	77-154	.500	24-62	.387	33-44	.750	24	53	77	3.2	42	36	26	9	18	211	8.8

Player Averages

Games Played	Minutes/game	Points/game	FG Pct	3FG Pct	FT Pct	Rebounds/game	Assists/game	Turnovers/game	Assist/Turnover ratio	Steals/game	Blocks/game
24	26.3	8.8	50.0	38.7	75.0	3.2	1.5	1.1	1.4	0.8	0.4

Career Miscellaneous Stats

10-19 Points16
20-29 Points1
30+ Points0
5-9 Rebounds13
10+ Rebounds0
Games With a 3-Pointer38
Games With an Assist29
Games With a Steal35
Games With a Block17
Double-Doubles0

Season Highlights

- » Made season-opening start and played 31 minutes in win over McNeese State on Nov. 4
- » Has 9 double-digit scoring efforts; 5 in Summit League play
- » Near first career double-double Dec. 4 at Montana (14p/9r)
- » Played a season-high 34 minutes versus Eastern Washington Dec. 7
- » Dished out career-high 4 assists in Jan. 16 win over North Dakota

Other Notables

- » Played in all 35 games off bench during SDSU's 2023-24 title year
- » Had first career 20-plus point game on 8-9 FG (4-5 3FG) in Feb. 2, 2023, victory over North Dakota
- » Played in all 18 Summit League games as a redshirt freshman and made starts in 15 contests
- » Spent 2021-22 season at Wisconsin
- » A South Dakota Gatorade Player of the Year selection three times in six seasons of prep basketball for Yankton High School
- » An all-state selection five times and chosen as Argus Leader Player of the Year on three occasions
- » Averaged at least 19 points every season for Yankton and won state title in 2018
- » Ranked as a four-star power forward by ESPN coming out of high school; the No. 1 ranked prospect in South Dakota and was 26th ranked signing at his position

CAREER STATS

				Field Goals		3-Point		F-Throws		Rebounds				Scoring						
SEASON	TEAM	GP-GS	MIN/AVG	FG-FGA	FG%	3FG-3FGA	3FG%	FT-FTA	FT%	OFF	DEF	TOT	AVG	PF-FO	A	TO	BLK	STL	PTS	AVG
2022-23	SDSU	32-15	613/19.2	73-170	.429	17-63	.270	46-54	.852	33	51	84	2.6	70-3	23	30	9	21	209	6.5
2023-24	SDSU	35-0	368/10.5	46-102	.451	11-42	.262	20-31	.645	23	28	51	1.5	36-0	11	20	5	8	123	3.5
2024-25	SDSU	24-24	632/26.3	77-154	.500	24-62	.387	33-44	.750	24	53	77	3.2	42-0	36	26	9	18	211	8.8
TOTAL		91-39	1613/17.7	196-426	.460	52-167	.311	99-129	.767	80	132	212	2.3	148-3	70	76	23	47	543	6.0



12 BUBZ ALVAREZ

Sophomore | Guard | 6-5 | 200
Houston, Texas | Houston Heights H.S.

Career Highs

14, vs. Mount Marty, 11/27/23
6, vs. Mount Marty, 11/27/23
10, vs. Mount Marty, 11/27/23
2, at Southern Miss, 11/22/23
4, Three Times
2, Two Times
3, vs. Mayville State, 12/14/23
4, vs. UCF, 11/19/23
5, vs. Mayville State, 12/14/23
3, vs. Mount Marty, 11/27/23
1, Two Times
32, vs. Mount Marty, 11/27/23

Points
FGM
FGA
3FGM
3FGA
FTM
FTA
Rebs
Assists
Steals
Blocks
Minutes

Season Highs

0
0
0
0
0
0
0
0
0
0
0
0

GAME-BY-GAME STATS

Career Miscellaneous Stats

10-19 Points1
20-29 Points0
30+ Points0
5-9 Rebounds.....0
10+ Rebounds.....0
Games With a 3-Pointer3
Games With an Assist11
Games With a Steal.....6
Games With a Block.....2
Double-Doubles0

Season Highlights

» Is expected to redshirt during the 2023-24 season

Other Notables

» Played in 28 games during SDSU's 2023-24 championship season
» Competed for season-high 20 minutes in Nov. 22 win at Southern Miss a season ago, scored 6 points
» A three-year contributor on the hardwood for Houston Heights High
» Was a 1,000-point scorer for Houston Heights and helped school to a runner-up district finish in 2023
» A Top 25 candidate in 2023 for the Guy V. Lewis Award as a senior; award goes to greater Houston Area Boys Basketball Player of the Year
» One of 11 members on Team Houston on Houston vs. Dallas All-Star Game
» Averaged over 17 points and 3 rebounds as a senior and junior
» Has a sister, Gracelynn, who is a junior on the West Texas A&M women's basketball team

CAREER STATS

				Field Goals		3-Point		F-Throws		Rebounds				Scoring						
SEASON	TEAM	GP-GS	MIN/AVG	FG-FGA	FG%	3FG-3FGA	3FG%	FT-FTA	FT%	OFF	DEF	TOT	AVG	PF-FO	A	TO	BLK	STL	PTS	AVG
2023-24	SDSU	28-1	220/7.9	21-56	.375	4-28	.143	6-11	.545	4	19	23	0.8	19-0	23	18	3	8	52	1.9
TOTAL		28-1	220/7.9	21-56	.375	4-28	.143	6-11	.545	4	19	23	0.8	19-0	23	18	3	8	52	1.9



14 JADEN JACKSON

Freshman | Guard | 6-0 | 185
Bellevue, Neb. | Bellevue West H.S.

Career Highs

Same
Same
Same
Same
Same
Same
Same
Same
Same
Same
Same
Same

Points
FGM
FGA
3FGM
3FGA
FTM
FTA
Rebs
Assists
Steals
Blocks
Minutes

Season Highs

19, vs. Southern Miss, 11/20/24
5, vs. Southern Miss, 11/20/24
12, vs. Chadron State, 12/19/24
4, vs. Southern Miss, 11/20/24
10, vs. Chadron State, 12/19/24
5, vs. Southern Miss, 11/20/24
6, vs. Southern Miss, 11/20/24
10, vs. Southern Miss, 11/20/24
6, vs. Chadron State, 12/19/24
3, Two Times
1, Three Times
22, vs. Mount Marty, 11/18/24

GAME-BY-GAME STATS

Opponent	Date	GS	MIN	Total		3-Pointers		Free throws		Rebounds				PF	A	TO	BLK	STL	PTS	AVG
				FG-FGA	PCT	3FG-3FGA	PCT	FT-FTA	PCT	OFF	DEF	TOT	AVG							
vs McNeese	11/04/2024		16:26	3-9	.333	3-9	.333	0-0	.000	1	1	2	2.0	2	1	3	0	0	9	9.0
Long Beach St.	11/08/2024		12:15	1-3	.333	0-1	.000	0-1	.000	1	0	1	1.5	2	1	0	0	1	2	5.5
vs Northern Colo.	11/14/2024		18:32	1-9	.111	0-7	.000	0-0	.000	1	2	3	2.0	2	0	0	0	0	2	4.3
Mt. Marty	11/18/2024		22:08	3-6	.500	1-4	.250	2-2	1.000	1	3	4	2.5	1	1	1	1	1	9	5.5
Southern Miss.	11/20/2024		19:31	5-9	.556	4-7	.571	5-6	.833	0	10	10	4.0	1	1	1	1	1	19	8.2
vs Duquesne	11/24/2024		08:28	0-1	.000	0-0	.000	0-0	.000	0	0	0	3.3	1	1	1	0	0	0	6.8
vs Boise St.	11/25/2024		12:03	3-5	.600	1-1	1.000	0-0	.000	0	1	1	3.0	1	1	0	0	1	7	6.9
vs Missouri St.	11/26/2024		16:01	2-5	.400	1-3	.333	0-0	.000	0	2	2	2.9	2	1	1	0	0	5	6.6
Dakota Wesleyan	12/02/2024		17:27	3-5	.600	2-3	.667	2-2	1.000	1	1	2	2.8	0	1	0	1	3	10	7.0
at Montana	12/04/2024		15:42	0-2	.000	0-2	.000	0-0	.000	0	3	3	2.8	1	3	0	0	0	0	6.3
Eastern Wash.	12/07/2024		14:43	0-5	.000	0-4	.000	0-0	.000	0	2	2	2.7	3	0	1	0	3	0	5.7
at Nevada	12/11/2024		09:39	1-4	.250	0-2	.000	0-0	.000	0	2	2	2.7	1	0	0	0	0	2	5.4
at Colorado	12/13/2024		13:31	3-6	.500	2-5	.400	0-0	.000	1	0	1	2.5	1	2	0	0	0	8	5.6
Chadron St.	12/19/2024		20:00	3-12	.250	3-10	.300	0-1	.000	0	2	2	2.5	2	6	2	0	0	9	5.9
at Alabama	12/29/2024		12:06	1-4	.250	1-3	.333	2-2	1.000	0	1	1	2.4	2	1	1	0	1	5	5.8
Denver	01/02/2025		08:27	0-4	.000	0-3	.000	2-2	1.000	0	1	1	2.3	1	1	0	0	0	2	5.6
at St. Thomas (MN)	01/08/2025		02:08	0-0	.000	0-0	.000	0-0	.000	0	0	0	2.2	0	0	0	0	0	0	5.2
at Omaha	01/11/2025		15:02	0-1	.000	0-1	.000	3-4	.750	1	1	2	2.2	2	1	0	0	2	3	5.1
North Dakota	01/16/2025		15:54	4-6	.667	3-4	.750	0-0	.000	1	5	6	2.4	3	2	1	0	1	11	5.4
Oral Roberts	01/18/2025		07:53	2-4	.500	2-4	.500	0-0	.000	1	1	2	2.4	0	1	0	0	0	6	5.5
at Kansas City	01/23/2025		09:51	0-2	.000	0-1	.000	1-2	.500	0	1	1	2.3	1	0	0	0	0	1	5.2
South Dakota	01/25/2025		18:06	2-7	.286	0-3	.000	2-2	1.000	2	0	2	2.3	3	1	1	0	1	6	5.3
at North Dakota St.	01/30/2025		17:42	2-7	.286	1-5	.200	0-1	.000	0	0	0	2.2	1	0	0	0	1	5	5.3
at North Dakota	02/01/2025		15:16	2-6	.333	1-5	.200	0-0	.000	1	0	1	2.1	1	0	0	0	0	5	5.3
Totals		0	338:51	41-122	.336	25-87	.287	19-25	.760	12	39	51	2.1	34	26	13	3	16	126	5.3

Player Averages

Games Played	Minutes/game	Points/game	FG Pct	3FG Pct	FT Pct	Rebounds/game	Assists/game	Turnovers/game	Assist/Turnover ratio	Steals/game	Blocks/game
24	14.1	5.3	33.6	28.7	76.0	2.1	1.1	0.5	2.0	0.7	0.1

Career Miscellaneous Stats

10-19 Points3
20-29 Points0
30+ Points0
5-9 Rebounds.....1
10+ Rebounds.....1
Games With a 3-Pointer13
Games With an Assist17
Games With a Steal.....11
Games With a Block.....3
Double-Doubles1

Season Highlights

- » Played 16 minutes in college debut in SDSU's season-opening victory over McNeese State
- » Completed for career-high 22 minutes in Nov. 18 victory over Mount Marty
- » Set new career bests in several categories, while recording double-double, in Nov. 20 win over USM
- » Dished out career-high 6 assists in Dec. 19 win over Chadron State
- » Played 16 minutes & scored double digits for first time in over a month versus North Dakota on Jan. 16

Other Notables

- » Helped lead Bellevue West to back-to-back Nebraska Class A State Championships
- » A two-time First Team All-State selection
- » The 2024 Gatorade Nebraska Boys Basketball Player of the Year; also the 2024 MaxPreps Nebraska Boys Basketball Player of the Year
- » Averaged over 17 points, 4 rebounds, 3 assists and 2 steals his senior season
- » A multiple time honoree by the Omaha World Herald to its All-Nebraska Boys Basketball Team
- » A four-year member of Bellevue West's varsity program

CAREER STATS

				Field Goals		3-Point		F-Throws		Rebounds				Scoring						
SEASON	TEAM	GP-GS	MIN/AVG	FG-FGA	FG%	3FG-3FGA	3FG%	FT-FTA	FT%	OFF	DEF	TOT	AVG	PF-FO	A	TO	BLK	STL	PTS	AVG
2024-25	SDSU	24-0	339/14.1	41-122	.336	25-87	.287	19-25	.760	12	39	51	2.1	34-0	26	13	3	16	126	5.3
TOTAL		24-0	339/14.1	41-122	.336	25-87	.287	19-25	.760	12	39	51	2.1	34-0	26	13	3	16	126	5.3



23 ANDRELL BURTON JR.

Freshman | Guard | 6-6 | 195
Wichita, Kan. | Campus H.S.

Career Highs

Same	Points
Same	FGM
Same	FGA
Same	3FGM
Same	3FGA
Same	FTM
Same	FTA
Same	Rebs
Same	Assists
Same	Steals
Same	Blocks
Same	Minutes

Season Highs

0
0
0
0
0
0
0
0
0
0
0
0

GAME-BY-GAME STATS

Career Miscellaneous Stats

10-19 Points	0
20-29 Points	0
30+ Points	0
5-9 Rebounds.....	0
10+ Rebounds.....	0
Games With a 3-Pointer	0
Games With an Assist	0
Games With a Steal.....	0
Games With a Block.....	0
Double-Doubles	0

Season Highlights

- » Is expected to redshirt during the 2024-25 season

Other Notables

- » A standout for Campus High School for three seasons
- » Averaged 23.5 points, 10.5 rebounds, 2 assists, 2 blocks and 2 steals as a senior
- » As a junior averaged over 20 points and 9 rebounds per game
- » Named to The Wichita Eagle's Class 6A All-State First Team in 2024
- » Helped lead high school to a Class 6A State Basketball tournament appearance as a senior

CAREER STATS



33 JADYN CASCIO JENSEN

Freshman | Guard | 6-3 | 180
Fremont, Neb. | Bellevue West H.S.

Career Highs

N/A
N/A
N/A
N/A
N/A
N/A
N/A
N/A
N/A
N/A
N/A
N/A

Points
FGM
FGA
3FGM
3FGA
FTM
FTA
Rebs
Assists
Steals
Blocks
Minutes

Season Highs

0
0
0
0
0
0
0
0
0
0
0
0

GAME-BY-GAME STATS

Career Miscellaneous Stats

10-19 Points0
20-29 Points0
30+ Points0
5-9 Rebounds.....0
10+ Rebounds.....0
Games With a 3-Pointer0
Games With an Assist0
Games With a Steal.....0
Games With a Block.....0
Double-Doubles0


Season Highlights

» Is expected to redshirt during the 2024-25 season

Other Notables

» Attended both Bellevue West and Fremont High during prep career
» Helped Bellevue West claim Nebraska Class A Championship in 2024; teammate of current SDSU freshman Jaden Jackson
» Had a season-high 26-point performance behind 8 3-pointers in a January 2024 victory for the Thunderbirds
» An honorable mention on the All-Metro Team by The Omaha World Herald
» Oldest sister, Rylie, was a three-year standout for the Jackrabbit women's basketball team
» Brother in law, Christian Rozeboom, played football at SDSU and is a member of the Los Angeles Rams

CAREER STATS



34 DAMON WILKINSON

R-Freshman | Center | 6-10 | 245
De Smet, S.D. | De Smet H.S.

Career Highs

N/A
N/A
N/A
N/A
N/A
N/A
N/A
N/A
N/A
N/A
N/A
N/A

Points
FGM
FGA
3FGM
3FGA
FTM
FTA
Rebs
Assists
Steals
Blocks
Minutes

Season Highs

14, at Montana, 12/4/24
7, at Montana, 12/4/24
9, at Montana, 12/4/24
0
0
4, vs. Denver, 1/2/25
5 (2x), previous vs. Denver, 1/2/25
7, at Montana, 12/4/24
2, Three Times
1, Two Times
1, Five Times
19, at Montana, 12/4/24

GAME-BY-GAME STATS

Opponent	Date	GS	MIN	Total		3-Pointers		Free throws		Rebounds				PF	A	TO	BLK	STL	PTS	AVG
				FG-FGA	PCT	3FG-3FGA	PCT	FT-FTA	PCT	OFF	DEF	TOT	AVG							
Mt. Marty	11/18/2024		10:49	3-4	.750	0-0	.000	2-5	.400	1	1	2	2.0	1	1	0	1	1	8	8.0
Southern Miss.	11/20/2024		08:51	1-3	.333	0-0	.000	0-0	.000	2	1	3	2.5	2	0	1	0	0	2	5.0
vs Missouri St.	11/26/2024		04:41	1-2	.500	0-0	.000	0-0	.000	0	2	2	2.3	1	0	1	1	0	2	4.0
Dakota Wesleyan	12/02/2024		02:52	1-1	1.000	0-0	.000	0-0	.000	1	0	1	2.0	0	0	2	0	0	2	3.5
at Montana	12/04/2024		18:35	7-9	.778	0-0	.000	0-0	.000	2	5	7	3.0	2	1	1	1	0	14	5.6
Eastern Wash.	12/07/2024		07:07	0-0	.000	0-0	.000	2-2	1.000	2	1	3	3.0	0	1	1	1	0	2	5.0
at Nevada	12/11/2024		14:49	4-5	.800	0-0	.000	0-0	.000	2	0	2	2.9	1	0	1	0	1	8	5.4
at Colorado	12/13/2024		05:30	1-1	1.000	0-0	.000	0-0	.000	1	0	1	2.6	2	0	0	0	0	2	5.0
Chadron St.	12/19/2024		16:04	2-4	.500	0-0	.000	1-2	.500	0	1	1	2.4	2	0	1	0	0	5	5.0
at Alabama	12/29/2024		09:01	3-5	.600	0-0	.000	0-0	.000	0	0	0	2.2	0	1	0	0	0	6	5.1
Denver	01/02/2025		13:17	2-6	.333	0-0	.000	4-5	.800	2	3	5	2.5	1	2	1	0	0	8	5.4
at St. Thomas (MN)	01/08/2025		07:56	1-4	.250	0-0	.000	0-0	.000	1	2	3	2.5	0	1	0	1	0	2	5.1
at Omaha	01/11/2025		10:56	2-4	.500	0-0	.000	2-3	.667	0	2	2	2.5	1	0	0	0	0	6	5.2
North Dakota	01/16/2025		14:14	3-5	.600	0-0	.000	2-2	1.000	0	2	2	2.4	4	2	3	1	0	8	5.4
Oral Roberts	01/18/2025		14:13	2-3	.667	0-0	.000	2-3	.667	0	3	3	2.5	1	0	2	0	0	6	5.4
at Kansas City	01/23/2025		06:16	1-3	.333	0-0	.000	0-0	.000	0	0	0	2.3	3	0	1	0	0	2	5.2
South Dakota	01/25/2025		11:45	1-1	1.000	0-0	.000	0-0	.000	1	2	3	2.4	1	2	2	0	0	2	5.0
at North Dakota St.	01/30/2025		06:20	0-0	.000	0-0	.000	0-0	.000	1	0	1	2.3	3	0	2	0	0	0	4.7
at North Dakota	02/01/2025		07:03	1-2	.500	0-0	.000	0-0	.000	1	0	1	2.2	2	0	2	0	0	2	4.6
Totals		0	190:19	36-62	.581	0-0	.000	15-22	.682	17	25	42	2.2	27	11	21	6	2	87	4.6

Player Averages

Games Played	Minutes/game	Points/game	FG Pct	3FG Pct	FT Pct	Rebounds/game	Assists/game	Turnovers/game	Assist/Turnover ratio	Steals/game	Blocks/game
19	10.0	4.6	58.1	0.0	68.2	2.2	0.6	1.1	0.5	0.1	0.3

Career Miscellaneous Stats

10-19 Points1
20-29 Points0
30+ Points0
5-9 Rebounds.....3
10+ Rebounds.....0
Games With a 3-Pointer0
Games With an Assist8
Games With a Steal.....2
Games With a Block.....6
Double-Doubles0

Season Highlights

- » Made collegiate debut in Nov. 18 victory over Mount Marty
- » Set career highs in points, rebounds, minutes on 7-9 FG in Dec. 4 game at Montana
- » Scored points in first 17 college appearances prior to Jan. 30 at NDSU

Other Notables

- » Redshirted during SDSU's 2023-24 championship season
- » A 2023 graduate of De Smet High
- » Helped De Smet claim South Dakota Class B championships for three straight seasons
- » Recorded nearly 1,200 points and a school record of 785 rebounds during prep career
- » Averaged 22 PPG, 13 RPG & 2 BPG as a senior
- » Named the Dakota Valley Conference MVP in 2023
- » A First Team All-State honoree as a senior and Second Teamer as a junior
- » A standout in football at De Smet
- » Father played football at SDSU while mother is an Athletics Hall of Famer for Augustana in women's basketball

CAREER STATS

				Field Goals		3-Point		F-Throws		Rebounds				Scoring						
SEASON	TEAM	GP-GS	MIN/AVG	FG-FGA	FG%	3FG-3FGA	3FG%	FT-FTA	FT%	OFF	DEF	TOT	AVG	PF-FO	A	TO	BLK	STL	PTS	AVG
2024-25	SDSU	19-0	190/10.0	36-62	.581	0-0	.000	15-22	.682	17	25	42	2.2	27-0	11	21	6	2	87	4.6
TOTAL		19-0	190/10.0	36-62	.581	0-0	.000	15-22	.682	17	25	42	2.2	27-0	11	21	6	2	87	4.6



35 ALEC SQUIRES

Freshman | Center | 6-10 | 245
Volga, S.D. | Sioux Valley H.S.

Career Highs

Same	Points
Same	FGM
Same	FGA
Same	3FGM
Same	3FGA
Same	FTM
Same	FTA
Same	Rebs
Same	Assists
Same	Steals
Same	Blocks
Same	Minutes

Season Highs

0
0
0
0
0
0
0
0
0
0
0
0

GAME-BY-GAME STATS

Career Miscellaneous Stats

10-19 Points	0
20-29 Points	0
30+ Points	0
5-9 Rebounds.....	0
10+ Rebounds.....	0
Games With a 3-Pointer	0
Games With an Assist	0
Games With a Steal.....	0
Games With a Block.....	0
Double-Doubles	0


Season Highlights

- » Is expected to redshirt during the 2024-25 season

Other Notables

- » A back-to-back All-State performer for Sioux Valley High School
- » Completed prep career averaging a double-double which included senior season averages of 21 points and 10 rebounds per game
- » Chosen as the 2024 South Dakota Boys Basketball Player of the Year by KELOLAND, Brookings Register, SDBCA and Sanford Sports
- » A three-time letterwinner that made three state tournament appearances for the Cossacks
- » Surpassed 1,000-point scoring mark as a senior
- » Set program record for career field goals, single-season field goals and dunks
- » Both parents attended SDSU

CAREER STATS



45 OSCAR CLUFF

Senior | Center | 6-11 | 260
Sunshine Coast, Australia | Washington State | Cochise College

Career Highs

Same
Same
Same
Same, Three Times
Same, Three Times
Same
Same
Same
Same
3, vs. Stanford, 2/17/24
4 (2x), previous vs. Cal, 2/15/24
Same

Points
FGM
FGA
3FGM
3FGA
FTM
FTA
Rebs
Assists
Steals
Blocks
Minutes

Season Highs

30, vs. Denver, 1/2/25
10 (2x), last at NDSU, 1/30/25
18, at Alabama, 12/29/24
1, Two Times
1, Four Times
9 (2x), previous at Kansas City, 1/23/25
12, vs. Long Beach State, 11/8/24
20, vs. Oral Rboerts, 1/18/25
7 (2x), last vs. South Dakota, 1/25/25
2, at NDSU, 1/30/25
4, at Kansas City, 1/23/25
36, vs. McNeese State, 11/4/24

GAME-BY-GAME STATS

Opponent	Date	GS	MIN	Total		3-Pointers		Free throws		Rebounds				PF	A	TO	BLK	STL	PTS	AVG
				FG-FGA	PCT	3FG-3FGA	PCT	FT-FTA	PCT	OFF	DEF	TOT	AVG							
vs McNeese	11/04/2024	*	35:39	6-10	.600	0-0	.000	2-3	.667	5	9	14	14.0	4	2	3	1	1	14	14.0
Long Beach St.	11/08/2024	*	33:37	7-12	.583	0-0	.000	9-12	.750	5	9	14	14.0	1	2	2	1	1	23	18.5
vs Northern Colo.	11/14/2024	*	30:41	8-13	.615	0-0	.000	6-7	.857	2	9	11	13.0	0	3	2	1	0	22	19.7
Mt. Marty	11/18/2024	*	18:18	7-10	.700	0-0	.000	0-0	.000	5	4	9	12.0	1	2	1	0	0	14	18.3
Southern Miss.	11/20/2024	*	15:56	7-7	1.000	0-0	.000	2-2	1.000	2	7	9	11.4	4	1	3	0	0	16	17.8
vs Duquesne	11/24/2024	*	34:41	6-10	.600	0-0	.000	5-6	.833	3	8	11	11.3	2	5	3	2	0	17	17.7
vs Boise St.	11/25/2024	*	29:13	6-9	.667	0-0	.000	7-10	.700	2	12	14	11.7	3	1	2	1	0	19	17.9
vs Missouri St.	11/26/2024	*	28:15	8-11	.727	1-1	1.000	3-3	1.000	2	10	12	11.8	0	5	3	1	1	20	18.1
Dakota Wesleyan	12/02/2024	*	23:04	10-10	1.000	0-0	.000	0-0	.000	3	9	12	11.8	1	2	2	3	0	20	18.3
Eastern Wash.	12/07/2024	*	21:51	8-9	.889	0-0	.000	3-3	1.000	7	4	11	11.7	4	3	0	1	0	19	18.4
at Nevada	12/11/2024	*	19:17	3-3	1.000	0-0	.000	0-0	.000	1	3	4	11.0	3	2	1	0	0	6	17.3
at Colorado	12/13/2024	*	30:47	4-8	.500	0-0	.000	1-2	.500	3	6	9	10.8	2	4	3	0	0	9	16.6
at Alabama	12/29/2024	*	24:20	9-18	.500	0-0	.000	3-3	1.000	7	8	15	11.2	0	2	0	1	0	21	16.9
Denver	01/02/2025	*	24:06	11-14	.786	1-1	1.000	7-8	.875	10	9	19	11.7	3	2	3	1	1	30	17.9
at St. Thomas (MN)	01/08/2025	*	32:04	5-7	.714	0-0	.000	3-6	.500	7	12	19	12.2	4	7	4	0	0	13	17.5
at Omaha	01/11/2025	*	29:04	7-9	.778	0-0	.000	3-4	.750	1	5	6	11.8	4	3	0	0	0	17	17.5
North Dakota	01/16/2025	*	19:08	5-7	.714	0-0	.000	2-3	.667	1	4	5	11.4	2	2	0	0	1	12	17.2
Oral Roberts	01/18/2025	*	25:47	8-11	.727	0-0	.000	5-5	1.000	5	15	20	11.9	2	4	3	0	0	21	17.4
at Kansas City	01/23/2025	*	32:58	7-17	.412	0-1	.000	9-11	.818	8	11	19	12.3	2	2	3	4	1	23	17.7
South Dakota	01/25/2025	*	28:15	3-8	.375	0-0	.000	5-6	.833	4	10	14	12.4	1	7	2	2	0	11	17.4
at North Dakota St.	01/30/2025	*	33:17	10-14	.714	0-1	.000	3-4	.750	4	11	15	12.5	2	2	1	3	2	23	17.6
at North Dakota	02/01/2025	*	30:09	5-12	.417	0-0	.000	0-1	.000	9	10	19	12.8	0	3	2	0	0	10	17.3
Totals			22 600:28	150-229	.655	2-4	.500	78-99	.788	96	185	281	12.8	45	64	46	22	8	380	17.3

Player Averages

Games Played	Minutes/game	Points/game	FG Pct	3FG Pct	FT Pct	Rebounds/game	Assists/game	Turnovers/game	Assist/Turnover ratio	Steals/game	Blocks/game
22	27.3	17.3	65.5	50.0	78.8	12.8	2.9	2.1	1.4	0.4	1.0

Other Notables

- » Member of Washington State program in 2023-24 that finished second in the Pac-12 Conference
- » Played 35 games and started 23 for the Cougars; averaged 7 points, 4.4 rebounds and had a 53.8% mark shooting in 20 minutes per contest
- » Had 10 double-digit scoring performances including a 20-point effort versus Oregon State
- » Played 2 seasons of JC basketball for Cochise College in Arizona
- » A Second Team All-American his second season at Cochise; led nation in shooting (75 FG%) his first season

Career Miscellaneous Stats

10-19 Points19
20-29 Points9
30+ Points0
5-9 Rebounds19
10+ Rebounds17
Games With a 3-Pointer2
Games With an Assist44
Games With a Steal17
Games With a Block30
Double-Doubles17

Season Highlights

- » Three-point play with 1.5 seconds left made difference in Nov. 8 80-79 victory over Long Beach State
- » Has earned Summit League Peak Performer of the Week 4 times (Nov. 11, Dec. 2, Jan. 6, Jan. 20)
- » Summit League Male Performer of the Month for November, awarded across all sports
- » Scored 21 points & then career-high 15 rebounds at No. 5/6 Alabama
- » Set new career highs of 30 points (11-14 FG) and 19 rebounds in conference-opening victory over Denver on Jan. 2
- » Was named the Lou Henson National Player of the Week for performance, awarded to men's mid-major player of the week
- » Has recorded 16 double-doubles with 5 coming behind 19-plus rebound efforts
- » Became just 2nd Jackrabbit in DI era to grab 20 rebounds on Dec. 18 vs. ORU, 4th DI player to have 20-20 stat line during 2024-25 season
- » Named to Cayman Islands Classic All-Tournament Team (Nov. 26)
- » 1 of 3 Jackrabbits in DI era to have a perfect field goal % with at least 8 made (10-10 FG on Dec. 2)
- » Missed games on Dec. 4 (vs. EWU) and Dec. 19 (vs. Chadron) due to ankle injury sustained on Dec. 2

CAREER STATS

				Field Goals		3-Point		F-Throws		Rebounds									Scoring	
SEASON	TEAM	GP-GS	MIN/AVG	FG-FGA	FG%	3FG-3FGA	3FG%	FT-FTA	FT%	OFF	DEF	TOT	AVG	PF-FO	A	TO	BLK	STL	PTS	AVG
2023-24	WSU	35-23	710/20.3	106-197	.538	1-1	1.000	31-47	.660	69	84	153	4.4	88-0	41	44	31	16	244	7.0
2024-25	SDSU	22-22	600/27.3	150-229	.655	2-4	.500	78-99	.788	96	185	281	12.8	45-0	64	46	22	8	380	17.3
TOTAL FOR SDSU		22-22	600/27.3	150-229	.655	2-4	.500	78-99	.788	96	185	281	12.8	45-0	64	46	22	8	380	17.3
TOTAL		57-45	1310/23.0	256-426	.601	3-5	.600	109-146	.747	165	269	434	7.6	133-0	105	90	53	24	624	10.9



OVERALL STATS

Game Records

Record	Overall	Home	Away	Neutral
ALL GAMES	15-9	10-0	2-7	3-2
CONFERENCE	6-3	4-0	2-3	0-0
NON-CONFERENCE	9-6	6-0	0-4	3-2

Score by Periods

Team	1st	2nd	OT	TOT
South Dakota St.	947	959	0	1906
Opponents	836	880	0	1716

Team Box Score

No.	Player				Total		3-Point		F-Throw		Rebounds											
		GP-GS	MIN	AVG	FG-FGA	FG%	3FG-3FGA	3FG%	FT-FTA	FT%	OFF	DEF	TOT	AVG	PF	DQ	A	TO	BLK	STL	PTS	AVG
45	CLUFF, Oscar	22-22	600:28	27.3	150-229	.655	2-4	.500	78-99	.788	96	185	281	12.8	45	0	64	46	22	8	380	17.3
3	SAYLER, Joe	22-22	652:46	29.7	106-248	.427	45-125	.360	36-44	.818	3	54	57	2.6	35	0	39	42	0	16	293	13.3
10	GARRY, Kalen	24-24	670:48	28.0	95-226	.420	46-129	.357	42-52	.808	13	80	93	3.9	42	1	63	36	2	21	278	11.6
11	MORS, Matthew	24-24	631:50	26.3	77-154	.500	24-62	.387	33-44	.750	24	53	77	3.2	42	0	36	26	9	18	211	8.8
1	LARSON, Owen	24-24	692:50	28.9	70-184	.380	44-121	.364	22-25	.880	13	80	93	3.9	58	0	59	40	6	23	206	8.6
4	HADNOT, Stoney	24-2	394:00	16.4	53-92	.576	5-20	.250	37-59	.627	28	67	95	4.0	35	0	15	29	9	7	148	6.2
14	JACKSON, Jaden	24-0	338:51	14.1	41-122	.336	25-87	.287	19-25	.760	12	39	51	2.1	34	0	26	13	3	16	126	5.3
34	WILKINSON, Damon	19-0	190:19	10.0	36-62	.581	0-0	.000	15-22	.682	17	25	42	2.2	27	0	11	21	6	2	87	4.6
2	LINDSEY, Isaac	19-0	279:18	14.7	26-71	.366	20-54	.370	7-11	.636	2	22	24	1.3	34	1	14	15	0	9	79	4.2
0	WHORTON, William	18-2	192:19	10.7	26-42	.619	1-3	.333	7-11	.636	17	41	58	3.2	26	0	11	9	5	4	60	3.3
5	BARNHART, Nate	17-0	156:31	9.2	14-28	.500	4-13	.308	6-9	.667	9	12	21	1.2	10	0	7	3	5	1	38	2.2
Team											41	30	71					13				
Total		24	4800		694-1458	.476	216-618	.350	302-401	.753	275	688	963	40.1	388	2	345	293	67	125	1906	79.4
Opponents		24	4800		599-1444	.415	218-677	.322	300-406	.739	208	543	751	31.3	405	5	294	238	50	165	1716	71.5

Team Statistics

	SDSU	OPP
Scoring	1906	1716
Points per game	79.4	71.5
Scoring margin	+7.9	-
Field goals-att	694-1458	599-1444
Field goal pct	.476	.415
3 point fg-att	216-618	218-677
3-point FG pct	.350	.322
3-pt FG made per game	9.0	9.1
Free throws-att	302-401	300-406
Free throw pct	.753	.739
F-Throws made per game	12.6	12.5
Rebounds	963	751
Rebounds per game	40.1	31.3
Rebounding margin	+8.8	-
Assists	345	294
Assists per game	14.4	12.3
Turnovers	293	238
Turnovers per game	12.2	9.9
Turnover margin	-2.3	-
Assist/turnover ratio	1.2	1.2
Steals	125	165
Steals per game	5.2	6.9
Blocks	67	50
Blocks per game	2.8	2.1
Winning streak	0	-
Home win streak	10	-
Attendance	27346	40023
Home games-Avg/Game	10-2735	9-4447
Neutral site-Avg/Game	-	5-2103

Team Results

Date	Opponent		Score	Att.
11/04/2024	vs McNeese	W	80-73	2878
11/08/2024	Long Beach St.	W	80-79	3646
11/14/2024	vs Northern Colo.	L	69-78	4887
11/18/2024	Mt. Marty	W	89-41	1765
11/20/2024	Southern Miss.	W	101-76	2429
11/24/2024	vs Duquesne	W	71-60	919
11/25/2024	vs Boise St.	L	82-83	910
11/26/2024	vs Missouri St.	W	75-55	920
12/02/2024	Dakota Wesleyan	W	78-62	1849
12/04/2024	at Montana	L	67-71	2534
12/07/2024	Eastern Wash.	W	74-53	2768
12/11/2024	at Nevada	L	63-77	7440
12/13/2024	at Colorado	L	70-81	5942
12/19/2024	Chadron St.	W	87-72	1258
12/29/2024	at Alabama	L	82-105	13474
01/02/2025	Denver	W	91-70	1925
01/08/2025	at St. Thomas (MN)	L	72-73	1852
01/11/2025	at Omaha	L	80-87	2849
01/16/2025	North Dakota	W	109-73	3261
01/18/2025	Oral Roberts	W	84-70	3681
01/23/2025	at Kansas City	W	65-64	1116
01/25/2025	South Dakota	W	90-71	4764
01/30/2025	at North Dakota St.	W	72-62	2791
02/01/2025	at North Dakota	L	75-80	2025



SUMMIT LEAGUE STATS

Game Records

Record	Overall	Home	Away	Neutral
ALL GAMES	6-3	4-0	2-3	0-0
CONFERENCE	6-3	4-0	2-3	0-0
NON-CONFERENCE	0-0	0-0	0-0	0-0

Score by Periods

Team	1st	2nd	OT	TOT
South Dakota St.	367	371	0	738
Opponents	322	328	0	650

Team Box Score

No.	Player				Total		3-Point		F-Throw		Rebounds											
		GP-GS	MIN	AVG	FG-FGA	FG%	3FG-3FGA	3FG%	FT-FTA	FT%	OFF	DEF	TOT	AVG	PF	DQ	A	TO	BLK	STL	PTS	AVG
45	CLUFF, Oscar	9-9	254:48	28.3	61-99	.616	1-3	.333	37-48	.771	49	87	136	15.1	20	0	30	21	10	5	160	17.8
3	SAYLER, Joe	9-9	279:21	31.0	47-107	.439	18-56	.321	15-18	.833	2	24	26	2.9	17	0	18	16	0	6	127	14.1
10	GARRY, Kalen	9-9	283:49	31.5	47-99	.475	20-57	.351	12-19	.632	4	30	34	3.8	22	1	24	15	1	9	126	14.0
1	LARSON, Owen	9-9	260:49	29.0	28-61	.459	18-37	.486	13-13	1.000	4	30	34	3.8	24	0	21	15	4	5	87	9.7
11	MORS, Matthew	9-9	224:38	25.0	30-56	.536	9-20	.450	6-10	.600	13	22	35	3.9	20	0	15	8	2	5	75	8.3
4	HADNOT, Stoney	9-0	128:46	14.3	22-30	.733	2-6	.333	6-11	.545	8	20	28	3.1	16	0	2	9	2	3	52	5.8
14	JACKSON, Jaden	9-0	110:19	12.3	12-37	.324	7-26	.269	8-11	.727	6	9	15	1.7	12	0	6	2	0	5	39	4.3
34	WILKINSON, Damon	9-0	91:59	10.2	13-28	.464	0-0	.000	10-13	.769	6	14	20	2.2	16	0	7	13	2	0	36	4.0
2	LINDSEY, Isaac	9-0	142:01	15.8	11-29	.379	7-22	.318	1-3	.333	1	6	7	0.8	20	1	6	7	0	7	30	3.3
5	BARNHART, Nate	3-0	11:03	3.7	1-4	.250	1-3	.333	0-0	.000	0	1	1	0.3	0	0	0	1	0	0	3	1.0
0	WHORTON, William	3-0	12:27	4.1	0-2	.000	0-0	.000	3-4	.750	1	3	4	1.3	2	0	1	0	0	0	3	1.0
Team											16	19	35					4				
Total		9	1800		272-552	.493	83-230	.361	111-150	.740	110	265	375	41.7	169	2	130	111	21	45	738	82.0
Opponents		9	1800		221-538	.411	78-244	.320	130-175	.743	74	194	268	29.8	158	0	95	78	17	51	650	72.2

Team Statistics

	SDSU	OPP
Scoring	738	650
Points per game	82.0	72.2
Scoring margin	+9.8	-
Field goals-att	272-552	221-538
Field goal pct	.493	.411
3 point fg-att	83-230	78-244
3-point FG pct	.361	.320
3-pt FG made per game	9.2	8.7
Free throws-att	111-150	130-175
Free throw pct	.740	.743
F-Throws made per game	12.3	14.4
Rebounds	375	268
Rebounds per game	41.7	29.8
Rebounding margin	+11.9	-
Assists	130	95
Assists per game	14.4	10.6
Turnovers	111	78
Turnovers per game	12.3	8.7
Turnover margin	-3.7	-
Assist/turnover ratio	1.2	1.2
Steals	45	51
Steals per game	5.0	5.7
Blocks	21	17
Blocks per game	2.3	1.9
Winning streak	0	-
Home win streak	4	-
Attendance	13631	10633
Home games-Avg/Game	4-3408	5-2127
Neutral site-Avg/Game	-	0-0

Team Results

Date	Opponent		Score	Att.
01/02/2025	Denver	W	91-70	1925
01/08/2025	at St. Thomas (MN)	L	72-73	1852
01/11/2025	at Omaha	L	80-87	2849
01/16/2025	North Dakota	W	109-73	3261
01/18/2025	Oral Roberts	W	84-70	3681
01/23/2025	at Kansas City	W	65-64	1116
01/25/2025	South Dakota	W	90-71	4764
01/30/2025	at North Dakota St.	W	72-62	2791
02/01/2025	at North Dakota	L	75-80	2025



SOUTH DAKOTA STATE GAME-BY-GAME

Opponent	Date	Score		Total		3-Pointers		Free throws		Rebounds				PF	A	TO	BLK	STL	PTS	AVG
				FG-FGA	PCT	3FG-3FGA	PCT	FT-FTA	PCT	OFF	DEF	TOT	AVG							
vs McNeese	11/04/2024	80-73	W	28-61	.459	12-35	.343	12-16	.750	12	31	43	43.0	17	15	16	4	5	80	80.0
Long Beach St.	11/08/2024	80-79	W	29-56	.518	5-13	.385	17-24	.708	9	26	35	39.0	20	9	12	2	5	80	80.0
vs Northern Colo.	11/14/2024	69-78	L	23-71	.324	5-27	.185	18-20	.900	17	29	46	41.3	11	8	8	2	2	69	76.3
Mt. Marty	11/18/2024	89-41	W	32-60	.533	8-23	.348	17-23	.739	16	26	42	41.5	7	17	7	4	9	89	79.5
Southern Miss.	11/20/2024	101-76	W	36-59	.610	8-21	.381	21-29	.724	8	42	50	43.2	22	17	18	2	5	101	83.8
vs Duquesne	11/24/2024	71-60	W	24-49	.490	10-21	.476	13-18	.722	9	28	37	42.2	13	13	16	2	4	71	81.7
vs Boise St.	11/25/2024	82-83	L	28-61	.459	8-19	.421	18-25	.720	9	26	35	41.1	17	13	6	2	5	82	81.7
vs Missouri St.	11/26/2024	75-55	W	28-54	.519	7-20	.350	12-14	.857	8	31	39	40.9	14	20	13	4	6	75	80.9
Dakota Wesleyan	12/02/2024	78-62	W	32-56	.571	5-18	.278	9-16	.563	9	31	40	40.8	7	10	12	9	7	78	80.6
at Montana	12/04/2024	67-71	L	26-64	.406	4-23	.174	11-12	.917	11	30	41	40.8	16	10	15	4	6	67	79.2
Eastern Wash.	12/07/2024	74-53	W	26-64	.406	7-31	.226	15-16	.938	18	29	47	41.4	19	16	15	2	7	74	78.7
at Nevada	12/11/2024	63-77	L	24-55	.436	12-35	.343	3-5	.600	9	21	30	40.4	11	18	11	1	2	63	77.4
at Colorado	12/13/2024	70-81	L	25-58	.431	11-27	.407	9-13	.692	8	18	26	39.3	17	13	10	2	7	70	76.8
Chadron St.	12/19/2024	87-72	W	31-67	.463	20-49	.408	5-7	.714	9	28	37	39.1	13	23	9	4	6	87	77.6
at Alabama	12/29/2024	82-105	L	30-71	.423	11-26	.423	11-13	.846	13	27	40	39.2	15	13	14	2	4	82	77.9
Denver	01/02/2025	91-70	W	34-65	.523	10-25	.400	13-16	.813	14	39	53	40.1	19	17	19	2	3	91	78.7
at St. Thomas (MN)	01/08/2025	72-73	L	27-58	.466	8-23	.348	10-16	.625	15	32	47	40.5	19	17	13	2	2	72	78.3
at Omaha	01/11/2025	80-87	L	29-58	.500	8-25	.320	14-21	.667	8	26	34	40.1	27	12	10	0	4	80	78.4
North Dakota	01/16/2025	109-73	W	42-64	.656	14-27	.519	11-15	.733	7	32	39	40.1	23	20	10	4	8	109	80.0
Oral Roberts	01/18/2025	84-70	W	30-62	.484	8-25	.320	16-19	.842	12	32	44	40.3	18	15	10	0	4	84	80.2
at Kansas City	01/23/2025	65-64	W	22-55	.400	4-18	.222	17-23	.739	13	22	35	40.0	16	10	13	4	7	65	79.5
South Dakota	01/25/2025	90-71	W	31-65	.477	12-31	.387	16-20	.800	15	34	49	40.4	21	15	15	2	5	90	80.0
at North Dakota St.	01/30/2025	72-62	W	29-60	.483	9-29	.310	5-7	.714	7	23	30	40.0	15	11	6	5	6	72	79.6
at North Dakota	02/01/2025	75-80	L	28-65	.431	10-27	.370	9-13	.692	19	25	44	40.1	11	13	15	2	6	75	79.4
Total		1906		694-1458	.476	216-618	.350	302-401	.753	275	688	963	40.1	388	345	293	67	125	1906	79.4
Opponents		1716		599-1444	.415	218-677	.322	300-406	.739	208	543	751	31.3	405	294	238	50	165	1716	71.5

South Dakota St. Averages

Games Played	Points/game	FG Pct	3FG Pct	FT Pct	Rebounds/game	Assists/game	Turnovers/game	Assist/Turnover ratio	Steals/game	Blocks/game
24	79.4	47.6	35.0	75.3	40.1	14.4	12.2	1.2	5.2	2.8



OPPONENT GAME-BY-GAME

Opponent	Date	Score		Total		3-Pointers		Free throws		Rebounds				PF	A	TO	BLK	STL	PTS	AVG
				FG-FGA	PCT	3FG-3FGA	PCT	FT-FTA	PCT	OFF	DEF	TOT	AVG							
vs McNeese	11/04/2024	80-73	W	23-59	.390	7-26	.269	20-27	.741	8	21	29	29.0	17	10	11	2	13	73	73.0
Long Beach St.	11/08/2024	80-79	W	22-55	.400	11-26	.423	24-27	.889	9	22	31	30.0	22	11	10	0	4	79	76.0
vs Northern Colo.	11/14/2024	69-78	L	31-64	.484	9-29	.310	7-8	.875	4	32	36	32.0	17	10	6	2	5	78	76.7
Mt. Marty	11/18/2024	89-41	W	16-48	.333	9-21	.429	0-2	.000	7	14	21	29.3	19	9	19	2	4	41	67.8
Southern Miss.	11/20/2024	101-76	W	26-75	.347	7-35	.200	17-29	.586	13	19	32	29.8	24	13	11	2	13	76	69.4
vs Duquesne	11/24/2024	71-60	W	23-61	.377	9-38	.237	5-11	.455	8	20	28	29.5	19	10	9	2	9	60	67.8
vs Boise St.	11/25/2024	82-83	L	29-61	.475	12-29	.414	13-14	.929	7	29	36	30.4	19	20	9	2	2	83	70.0
vs Missouri St.	11/26/2024	75-55	W	18-59	.305	9-22	.409	10-16	.625	13	19	32	30.6	12	8	12	0	7	55	68.1
Dakota Wesleyan	12/02/2024	78-62	W	22-65	.338	12-32	.375	6-8	.750	14	18	32	30.8	13	14	12	0	7	62	67.4
at Montana	12/04/2024	67-71	L	26-58	.448	8-26	.308	11-16	.688	5	28	33	31.0	14	14	11	4	8	71	67.8
Eastern Wash.	12/07/2024	74-53	W	16-44	.364	4-22	.182	17-22	.773	2	21	23	30.3	21	10	14	1	11	53	66.5
at Nevada	12/11/2024	63-77	L	30-54	.556	13-33	.394	4-5	.800	4	24	28	30.1	14	22	8	4	7	77	67.3
at Colorado	12/13/2024	70-81	L	28-55	.509	7-24	.292	18-19	.947	9	26	35	30.5	13	19	10	6	7	81	68.4
Chadron St.	12/19/2024	87-72	W	31-70	.443	4-15	.267	6-11	.545	14	28	42	31.3	11	8	12	0	7	72	68.6
at Alabama	12/29/2024	82-105	L	37-78	.474	19-55	.345	12-16	.750	17	28	45	32.2	12	21	6	6	10	105	71.1
Denver	01/02/2025	91-70	W	22-63	.349	12-34	.353	14-18	.778	5	19	24	31.7	21	11	9	3	10	70	71.0
at St. Thomas (MN)	01/08/2025	72-73	L	25-57	.439	13-33	.394	10-16	.625	4	21	25	31.3	18	18	4	3	6	73	71.1
at Omaha	01/11/2025	80-87	L	27-56	.482	11-25	.440	22-33	.667	6	25	31	31.3	23	17	7	0	3	87	72.0
North Dakota	01/16/2025	109-73	W	22-64	.344	7-28	.250	22-26	.846	13	18	31	31.3	18	12	11	3	3	73	72.1
Oral Roberts	01/18/2025	84-70	W	23-61	.377	9-29	.310	15-20	.750	9	23	32	31.3	19	9	9	0	4	70	72.0
at Kansas City	01/23/2025	65-64	W	24-58	.414	5-22	.227	11-13	.846	11	22	33	31.4	18	7	13	4	7	64	71.6
South Dakota	01/25/2025	90-71	W	23-60	.383	4-24	.167	21-30	.700	9	22	31	31.4	20	6	9	1	7	71	71.5
at North Dakota St.	01/30/2025	72-62	W	23-61	.377	7-30	.233	9-10	.900	14	24	38	31.7	7	8	10	1	3	62	71.1
at North Dakota	02/01/2025	75-80	L	32-58	.552	10-19	.526	6-9	.667	3	20	23	31.3	14	7	6	2	8	80	71.5
Total		1716		599-1444	.415	218-677	.322	300-406	.739	208	543	751	31.3	405	294	238	50	165	1716	71.5
South Dakota St.		1906		694-1458	.476	216-618	.350	302-401	.753	275	688	963	40.1	388	345	293	67	125	1906	79.4

Opponents Averages

Games Played	Points/game	FG Pct	3FG Pct	FT Pct	Rebounds/game	Assists/game	Turnovers/game	Assist/Turnover ratio	Steals/game	Blocks/game
24	71.5	41.5	32.2	73.9	31.3	12.3	9.9	1.2	6.9	2.1



INDIVIDUAL HIGHS BREAKDOWN

POINTS	30		Oscar Cluff vs Denver (01/02/2025)
	27		Kalen Garry at Omaha (01/11/2025)
	25		Joe Sayler vs North Dakota (01/16/2025)
	23		Oscar Cluff at North Dakota St. (01/30/2025)
	23		Oscar Cluff at Kansas City (01/23/2025)
	23		Oscar Cluff vs Long Beach St. (11/08/2024)
FIELD GOALS MADE	11		Oscar Cluff vs Denver (01/02/2025)
	10		Oscar Cluff at North Dakota St. (01/30/2025)
	10		Joe Sayler vs North Dakota (01/16/2025)
	10		Oscar Cluff vs Dakota Wesleyan (12/02/2024)
FIELD GOAL ATTEMPTS	18		Oscar Cluff at Alabama (12/29/2024)
	17		Oscar Cluff at Kansas City (01/23/2025)
FIELD GOAL PERCENTAGE (min 5 made)	1.000	(10-10)	Oscar Cluff vs Dakota Wesleyan (12/02/2024)
	1.000	(7-7)	Oscar Cluff vs Southern Miss. (11/20/2024)
3 PT FG MADE	5		Kalen Garry vs South Dakota (01/25/2025)
	5		Kalen Garry vs Duquesne (N) (11/24/2024)
3 PT FG ATTEMPTS	12		Joe Sayler at Nevada (12/11/2024)
	11		Joe Sayler at North Dakota (02/01/2025)
3 PT FG PERCENTAGE (min 2 made)	1.000	(2-2)	Owen Larson at North Dakota (02/01/2025)
	1.000	(2-2)	Matthew Mors vs South Dakota (01/25/2025)
	1.000	(2-2)	Owen Larson at St. Thomas (MN) (01/08/2025)
FREE THROWS MADE	9		Oscar Cluff at Kansas City (01/23/2025)
	9		Oscar Cluff vs Long Beach St. (11/08/2024)
FREE THROW ATTEMPTS	12		Oscar Cluff vs Long Beach St. (11/08/2024)
	11		Oscar Cluff at Kansas City (01/23/2025)
FREE THROW PERCENTAGE (min 3 made)	1.000	(7-7)	Kalen Garry vs Southern Miss. (11/20/2024)
	1.000	(5-5)	Joe Sayler at North Dakota (02/01/2025)
	1.000	(5-5)	Oscar Cluff vs Oral Roberts (01/18/2025)
	1.000	(4-4)	Owen Larson vs South Dakota (01/25/2025)
	1.000	(4-4)	Owen Larson vs Oral Roberts (01/18/2025)
	1.000	(4-4)	Joe Sayler at St. Thomas (MN) (01/08/2025)
	1.000	(4-4)	Matthew Mors vs Eastern Wash. (12/07/2024)
	1.000	(4-4)	Joe Sayler at Montana (12/04/2024)
	1.000	(4-4)	Matthew Mors vs Northern Colo. (N) (11/14/2024)
	1.000	(4-4)	Joe Sayler vs Long Beach St. (11/08/2024)
	1.000	(4-4)	Kalen Garry vs McNeese (N) (11/04/2024)
	1.000	(3-3)	Oscar Cluff at Alabama (12/29/2024)
	1.000	(3-3)	Isaac Lindsey vs Eastern Wash. (12/07/2024)
	1.000	(3-3)	Oscar Cluff vs Eastern Wash. (12/07/2024)
	1.000	(3-3)	Stoney Hadnot at Montana (12/04/2024)
	1.000	(3-3)	Oscar Cluff vs Missouri St. (N) (11/26/2024)
	1.000	(3-3)	Kalen Garry vs Boise St. (N) (11/25/2024)
	1.000	(3-3)	Joe Sayler vs Northern Colo. (N) (11/14/2024)
REBOUNDS	20		Oscar Cluff vs Oral Roberts (01/18/2025)
	19		Oscar Cluff at North Dakota (02/01/2025)
	19		Oscar Cluff at Kansas City (01/23/2025)
	19		Oscar Cluff at St. Thomas (MN) (01/08/2025)
	19		Oscar Cluff vs Denver (01/02/2025)
ASSISTS	7		Oscar Cluff vs South Dakota (01/25/2025)
	7		Oscar Cluff at St. Thomas (MN) (01/08/2025)
STEALS	3		Isaac Lindsey vs North Dakota (01/16/2025)
	3		Owen Larson at Alabama (12/29/2024)
	3		Joe Sayler at Colorado (12/13/2024)
	3		Jaden Jackson vs Eastern Wash. (12/07/2024)
	3		Jaden Jackson vs Dakota Wesleyan (12/02/2024)
	3		Matthew Mors vs McNeese (N) (11/04/2024)
BLOCKED SHOTS	4		Oscar Cluff at Kansas City (01/23/2025)
	3		Oscar Cluff at North Dakota St. (01/30/2025)
	3		Nate Barnhart vs Dakota Wesleyan (12/02/2024)
	3		Oscar Cluff vs Dakota Wesleyan (12/02/2024)
TURNOVERS	5		Joe Sayler vs Denver (01/02/2025)
	5		Owen Larson at Alabama (12/29/2024)
	5		Kalen Garry vs Duquesne (N) (11/24/2024)
FOULS	5		Isaac Lindsey vs South Dakota (01/25/2025)
	5		Kalen Garry at Omaha (01/11/2025)



2024-25 JACKRABBIT BASKETBALL GAME NOTES

TEAM HIGH/LOW BREAKDOWN

South Dakota St. - Game Highs

POINTS	109	North Dakota (01/16/2025)
	101	Southern Miss. (11/20/2024)
	91	Denver (01/02/2025)
	90	South Dakota (01/25/2025)
	89	Mt. Marty (11/18/2024)
FIELD GOALS MADE	42	North Dakota (01/16/2025)
	36	Southern Miss. (11/20/2024)
FIELD GOAL ATTEMPTS	71	at Alabama (12/29/2024)
	71	vs Northern Colo. (N) (11/14/2024)
FIELD GOAL PERCENTAGE	.656 (42-64)	North Dakota (01/16/2025)
	.610 (36-59)	Southern Miss. (11/20/2024)
3 PT FG MADE	20	Chadron St. (12/19/2024)
	14	North Dakota (01/16/2025)
3 PT FG ATTEMPTS	49	Chadron St. (12/19/2024)
	35	at Nevada (12/11/2024)
	35	vs McNeese (N) (11/04/2024)
3 PT FG PERCENTAGE	.519 (14-27)	North Dakota (01/16/2025)
	.476 (10-21)	vs Duquesne (N) (11/24/2024)
FREE THROWS MADE	21	Southern Miss. (11/20/2024)
	18	vs Boise St. (N) (11/25/2024)
	18	vs Northern Colo. (N) (11/14/2024)
FREE THROW ATTEMPTS	29	Southern Miss. (11/20/2024)
	25	vs Boise St. (N) (11/25/2024)
FREE THROW PERCENTAGE	.938 (15-16)	Eastern Wash. (12/07/2024)
	.917 (11-12)	at Montana (12/04/2024)
REBOUNDS	53	Denver (01/02/2025)
	50	Southern Miss. (11/20/2024)
ASSISTS	23	Chadron St. (12/19/2024)
	20	North Dakota (01/16/2025)
	20	vs Missouri St. (N) (11/26/2024)
STEALS	9	Mt. Marty (11/18/2024)
	8	North Dakota (01/16/2025)
BLOCKED SHOTS	9	Dakota Wesleyan (12/02/2024)
	5	at North Dakota St. (01/30/2025)
TURNOVERS	19	Denver (01/02/2025)
	18	Southern Miss. (11/20/2024)
FOULS	27	at Omaha (01/11/2025)
	23	North Dakota (01/16/2025)

Opponent - Game Highs

POINTS	105	at Alabama (12/29/2024)
	87	at Omaha (01/11/2025)
	83	vs Boise St. (N) (11/25/2024)
	81	at Colorado (12/13/2024)
	80	at North Dakota (02/01/2025)
FIELD GOALS MADE	37	at Alabama (12/29/2024)
	32	at North Dakota (02/01/2025)
FIELD GOAL ATTEMPTS	78	at Alabama (12/29/2024)
	75	Southern Miss. (11/20/2024)
FIELD GOAL PERCENTAGE	.556 (30-54)	at Nevada (12/11/2024)
	.552 (32-58)	at North Dakota (02/01/2025)
3 PT FG MADE	19	at Alabama (12/29/2024)
	13	at St. Thomas (MN) (01/08/2025)
	13	at Nevada (12/11/2024)
3 PT FG ATTEMPTS	55	at Alabama (12/29/2024)
	38	vs Duquesne (N) (11/24/2024)
3 PT FG PERCENTAGE	.526 (10-19)	at North Dakota (02/01/2025)
	.440 (11-25)	at Omaha (01/11/2025)
FREE THROWS MADE	24	Long Beach St. (11/08/2024)
	22	North Dakota (01/16/2025)
	22	at Omaha (01/11/2025)
FREE THROW ATTEMPTS	33	at Omaha (01/11/2025)
	30	South Dakota (01/25/2025)
FREE THROW PERCENTAGE	.947 (18-19)	at Colorado (12/13/2024)
	.929 (13-14)	vs Boise St. (N) (11/25/2024)
REBOUNDS	45	at Alabama (12/29/2024)
	42	Chadron St. (12/19/2024)
ASSISTS	22	at Nevada (12/11/2024)
	21	at Alabama (12/29/2024)
STEALS	13	Southern Miss. (11/20/2024)
	13	vs McNeese (N) (11/04/2024)
BLOCKED SHOTS	6	at Alabama (12/29/2024)
	6	at Colorado (12/13/2024)
TURNOVERS	19	Mt. Marty (11/18/2024)
	14	Eastern Wash. (12/07/2024)
FOULS	24	Southern Miss. (11/20/2024)
	23	at Omaha (01/11/2025)

South Dakota St. - Game Lows

POINTS	63	at Nevada (12/11/2024)
	65	at Kansas City (01/23/2025)
	67	at Montana (12/04/2024)
	69	vs Northern Colo. (N) (11/14/2024)
	70	at Colorado (12/13/2024)
FIELD GOALS MADE	22	at Kansas City (01/23/2025)
	23	vs Northern Colo. (N) (11/14/2024)
FIELD GOAL ATTEMPTS	49	vs Duquesne (N) (11/24/2024)
	54	vs Missouri St. (N) (11/26/2024)
FIELD GOAL PERCENTAGE	.324 (23-71)	vs Northern Colo. (N) (11/14/2024)
	.400 (22-55)	at Kansas City (01/23/2025)
3 PT FG MADE	4	at Kansas City (01/23/2025)
	4	at Montana (12/04/2024)
3 PT FG ATTEMPTS	13	Long Beach St. (11/08/2024)
	18	at Kansas City (01/23/2025)
	18	Dakota Wesleyan (12/02/2024)
3 PT FG PERCENTAGE	.174 (4-23)	at Montana (12/04/2024)
	.185 (5-27)	vs Northern Colo. (N) (11/14/2024)
FREE THROWS MADE	3	at Nevada (12/11/2024)
	5	at North Dakota St. (01/30/2025)
	5	Chadron St. (12/19/2024)
FREE THROW ATTEMPTS	5	at Nevada (12/11/2024)
	7	at North Dakota St. (01/30/2025)
	7	Chadron St. (12/19/2024)
FREE THROW PERCENTAGE	.563 (9-16)	Dakota Wesleyan (12/02/2024)
	.600 (3-5)	at Nevada (12/11/2024)
REBOUNDS	26	at Colorado (12/13/2024)
	30	at North Dakota St. (01/30/2025)
	30	at Nevada (12/11/2024)
ASSISTS	8	vs Northern Colo. (N) (11/14/2024)
	9	Long Beach St. (11/08/2024)
STEALS	2	at St. Thomas (MN) (01/08/2025)
	2	at Nevada (12/11/2024)
	2	vs Northern Colo. (N) (11/14/2024)
BLOCKED SHOTS	0	Oral Roberts (01/18/2025)
	0	at Omaha (01/11/2025)
TURNOVERS	6	at North Dakota St. (01/30/2025)
	6	vs Boise St. (N) (11/25/2024)
FOULS	7	Dakota Wesleyan (12/02/2024)
	7	Mt. Marty (11/18/2024)

Opponent - Game Lows

POINTS	41	Mt. Marty (11/18/2024)
	53	Eastern Wash. (12/07/2024)
	55	vs Missouri St. (N) (11/26/2024)
	60	vs Duquesne (N) (11/24/2024)
	62	at North Dakota St. (01/30/2025)
	62	Dakota Wesleyan (12/02/2024)
FIELD GOALS MADE	16	Eastern Wash. (12/07/2024)
	16	Mt. Marty (11/18/2024)
FIELD GOAL ATTEMPTS	44	Eastern Wash. (12/07/2024)
	48	Mt. Marty (11/18/2024)
FIELD GOAL PERCENTAGE	.305 (18-59)	vs Missouri St. (N) (11/26/2024)
	.333 (16-48)	Mt. Marty (11/18/2024)
3 PT FG MADE	4	South Dakota (01/25/2025)
	4	Chadron St. (12/19/2024)
	4	Eastern Wash. (12/07/2024)
3 PT FG ATTEMPTS	15	Chadron St. (12/19/2024)
	19	at North Dakota (02/01/2025)
3 PT FG PERCENTAGE	.167 (4-24)	South Dakota (01/25/2025)
	.182 (4-22)	Eastern Wash. (12/07/2024)
FREE THROWS MADE	0	Mt. Marty (11/18/2024)
	4	at Nevada (12/11/2024)
FREE THROW ATTEMPTS	2	Mt. Marty (11/18/2024)
	5	at Nevada (12/11/2024)
FREE THROW PERCENTAGE	.000 (0-2)	Mt. Marty (11/18/2024)
	.455 (5-11)	vs Duquesne (N) (11/24/2024)
REBOUNDS	21	Mt. Marty (11/18/2024)
	23	at North Dakota (02/01/2025)
	23	Eastern Wash. (12/07/2024)
ASSISTS	6	South Dakota (01/25/2025)
	7	at North Dakota (02/01/2025)
	7	at Kansas City (01/23/2025)
STEALS	2	vs Boise St. (N) (11/25/2024)
	3	at North Dakota St. (01/30/2025)
	3	North Dakota (01/16/2025)
	3	at Omaha (01/11/2025)
BLOCKED SHOTS	0	Oral Roberts (01/18/2025)
	0	at Omaha (01/11/2025)
	0	Chadron St. (12/19/2024)
	0	Dakota Wesleyan (12/02/2024)
	0	vs Missouri St. (N) (11/26/2024)
	0	Long Beach St. (11/08/2024)
TURNOVERS	4	at St. Thomas (MN) (01/08/2025)
	6	at North Dakota (02/01/2025)
	6	at Alabama (12/29/2024)
	6	vs Northern Colo. (N) (11/14/2024)
FOULS	7	at North Dakota St. (01/30/2025)
	11	Chadron St. (12/19/2024)



2024-25 JACKRABBIT BASKETBALL GAME NOTES

SOUTH DAKOTA STATE POINTS-REBOUNDS-ASSISTS

Opponent	Date	Score		0 WHORTON,WI	1 LARSON,OWE	2 LINDSEY,IS	3 SAYLER,JOE	4 HADNOT,STO	5 BARNHART,N	10 GARRY,KALE	11 MORS,MATTH	14 JACKSON,JA	34 WILKINSON,	45 CLUFF,OSCA
vs McNeese	11/04/2024	80-73	W	0-1-0	14-3-2	DNP	18-1-2	12-9-2	3-3-1	6-5-3	4-3-2	9-2-1	DNP	14-14-2
Long Beach St.	11/08/2024	80-79	W	2-2-0	10-4-2	DNP	21-2-1	2-5-0	5-1-1	6-2-2	9-2-0	2-1-1	DNP	23-14-2
vs Northern Colo. Mt. Marty	11/14/2024	69-78	L	3-6-1	5-3-2	DNP	10-4-0	9-8-0	0-3-0	9-1-2	9-2-0	2-3-0	DNP	22-11-3
	11/18/2024	89-41	W	6-5-1	7-2-4	8-2-2	DNP	11-2-1	7-4-1	13-3-4	6-5-0	9-4-1	8-2-1	14-9-2
Southern Miss.	11/20/2024	101-76	W	8-2-0	5-4-5	7-3-4	DNP	12-10-2	8-1-0	14-5-2	10-2-2	19-10-1	2-3-0	16-9-1
vs Duquesne	11/24/2024	71-60	W	3-1-0	11-8-1	0-1-0	5-2-1	0-1-0	0-3-1	20-5-4	15-1-0	0-0-1	DNP	17-11-5
vs Boise St.	11/25/2024	82-83	L	4-1-1	9-5-0	2-3-0	19-1-3	0-0-0	0-2-0	13-4-5	9-1-2	7-1-1	DNP	19-14-1
vs Missouri St.	11/26/2024	75-55	W	6-4-1	8-3-7	0-1-0	5-7-2	7-2-1	5-0-0	9-1-2	8-3-1	5-2-1	2-2-0	20-12-5
Dakota Wesleyan	12/02/2024	78-62	W	4-4-0	6-4-1	DNP	6-4-2	13-4-0	2-2-1	9-4-2	6-2-1	10-2-1	2-1-0	20-12-2
at Montana	12/04/2024	67-71	L	8-6-1	6-2-3	DNP	11-1-0	8-4-1	2-0-0	4-6-1	14-9-0	0-3-3	14-7-1	DNP
Eastern Wash.	12/07/2024	74-53	W	2-5-0	6-3-2	6-1-1	18-3-2	0-2-2	0-0-0	7-6-2	14-7-3	0-2-0	2-3-1	19-11-3
at Nevada	12/11/2024	63-77	L	2-2-0	11-8-2	3-1-1	15-1-3	2-5-3	0-0-0	5-4-4	9-1-3	2-2-0	8-2-0	6-4-2
at Colorado	12/13/2024	70-81	L	1-2-0	3-4-1	3-0-0	16-0-1	8-2-0	DNP	12-4-2	8-1-3	8-1-2	2-1-0	9-9-4
Chadron St.	12/19/2024	87-72	W	6-10-4	9-2-3	9-3-0	16-1-3	6-10-1	3-1-2	16-4-2	8-3-2	9-2-6	5-1-0	DNP
at Alabama	12/29/2024	82-105	L	2-3-1	9-4-3	11-2-0	6-4-1	6-3-0	0-0-0	9-5-2	7-0-2	5-1-1	6-0-1	21-15-2
Denver	01/02/2025	91-70	W	0-0-0	12-5-4	0-1-1	8-10-1	11-4-0	0-0-0	9-1-4	11-4-2	2-1-1	8-5-2	30-19-2
at St. Thomas (MN)	01/08/2025	72-73	L	DNP	8-0-1	3-1-0	12-3-4	5-6-0	DNP	19-3-1	10-7-3	0-0-0	2-3-1	13-19-7
at Omaha	01/11/2025	80-87	L	DNP	9-4-1	0-0-1	11-3-3	3-1-1	DNP	27-5-4	4-7-0	3-2-1	6-2-0	17-6-1
North Dakota	01/16/2025	109-73	W	3-3-1	6-6-4	13-0-1	25-1-1	7-4-0	3-0-0	12-3-3	9-4-4	11-6-2	8-2-2	12-5-2
Oral Roberts	01/18/2025	84-70	W	DNP	10-5-2	0-2-1	17-1-4	2-2-0	DNP	11-2-1	11-2-2	6-2-1	6-3-0	21-20-4
at Kansas City	01/23/2025	65-64	W	DNP	4-5-2	8-1-1	9-2-1	3-1-0	DNP	5-1-4	10-4-0	1-1-0	2-0-0	23-19-2
South Dakota	01/25/2025	90-71	W	0-1-0	18-1-1	4-1-0	6-1-2	14-5-1	0-1-0	19-9-0	10-4-1	6-2-1	2-3-2	11-14-7
at North Dakota St.	01/30/2025	72-62	W	DNP	10-4-1	0-0-1	19-2-2	0-2-0	DNP	12-5-3	3-1-2	5-0-0	0-1-0	23-15-2
at North Dakota	02/01/2025	75-80	L	DNP	10-4-5	2-1-0	20-3-0	7-3-0	DNP	12-5-4	7-2-1	5-1-0	2-1-0	10-19-3

SOUTH DAKOTA STATE SPECIALTY STATS

Opponent	Points in the Paint	Points off Turnovers	2ndCh Points	Fast Break Points	Bench Points	Largest Lead	Time Led	Time Trailed	Tie Scores	Lead Changes	Result
vs. McNeese State	30	11	13	13	24	10	31:56	6:07	5	8	W, 80-73
vs. LBSU	44	10	10	4	11	13	31:33	4:18	6	11	W, 80-79
vs. Northern Colo.	32	7	21	2	14	4	2:23	35:42	3	1	L, 78-69
vs. Mt. Marty	44	34	23	14	38	48	38:12	0:00	2	0	W, 89-41
vs. Southern Miss	56	8	17	14	44	32	39:27	0:00	0	0	W, 101-76
vs. Duquesne	28	9	12	2	3	14	23:40	9:23	9	10	W, 71-60
vs. Boise State	30	10	13	6	13	5	8:33	25:28	13	17	L, 83-32
vs. Missouri State	38	9	13	8	25	25	38:28	0:00	1	0	W, 75-55
vs. Dakota Wes.	52	18	12	11	31	19	27:13	8:40	4	5	W, 78-62
at Montana	32	11	7	0	24	2	0:42	38:02	1	2	L, 71-67
vs. Eastern Wash.	34	15	23	4	10	24	36:00	1:48	2	1	W, 74-53
at Nevada	24	9	6	3	17	10	9:53	26:25	7	5	L, 77-63
at Colorado	26	14	11	7	22	1	0:46	37:48	2	2	L, 81-70
vs. Chadron State	20	18	14	0	32	30	39:08	0:21	0	1	W, 87-72
at No. 5/6 Alabama	30	2	16	6	30	0	0:00	38:56	0	0	L, 105-82
vs. Denver	46	13	26	4	21	27	37:29	1:51	0	2	W, 91-70
at St. Thomas	38	4	15	2	10	9	22:05	13:05	7	19	L, 73-72
at Omaha	38	10	5	5	12	9	15:12	22:48	3	1	L, 87-80
vs. North Dakota	50	11	13	14	45	38	31:45	6:04	5	5	W, 109-73
vs. Oral Roberts	38	17	8	10	14	15	34:11	4:05	5	6	W, 84-70
at Kansas City	30	14	18	5	14	5	22:35	13:18	9	14	W, 65-64
vs. South Dakota	38	11	19	9	26	25	39:33	0:00	0	0	W, 90-71
at North Dakota St.	32	15	3	3	5	13	27:19	11:50	1	1	W, 72-62
at North Dakota	30	2	18	7	16	0	38:27	0:00	0	0	L, 80-75



2024-25 JACKRABBIT BASKETBALL GAME NOTES

HOME STATISTICS

Game Records

Record	Overall	Home	Away	Neutral
ALL GAMES	10-0	10-0	0-0	0-0
CONFERENCE	4-0	4-0	0-0	0-0
NON-CONFERENCE	6-0	6-0	0-0	0-0

Score by Periods

Team	1st	2nd	OT	TOT
South Dakota St.	466	417	0	883
Opponents	302	365	0	667

Team Box Score

No.	Player				Total		3-Point		F-Throw		Rebounds											
		GP-GS	MIN	AVG	FG-FGA	FG%	3FG-3FGA	3FG%	FT-FTA	FT%	OFF	DEF	TOT	AVG	PF	DQ	A	TO	BLK	STL	PTS	AVG
45	CLUFF, Oscar	9-9	210:02	23.3	66-88	.750	1-1	1.000	33-39	.846	42	71	113	12.6	19	0	25	16	8	3	166	18.4
3	SAYLER, Joe	8-8	243:55	30.5	44-92	.478	18-47	.383	11-16	.688	0	23	23	2.9	13	0	16	17	0	5	117	14.6
10	GARRY, Kalen	10-10	253:16	25.3	40-89	.449	18-48	.375	18-19	.947	5	34	39	3.9	16	0	22	13	1	10	116	11.6
11	MORS, Matthew	10-10	246:10	24.6	37-59	.627	8-17	.471	12-14	.857	10	25	35	3.5	12	0	17	10	3	4	94	9.4
1	LARSON, Owen	10-10	266:15	26.6	29-74	.392	20-53	.377	11-12	.917	4	32	36	3.6	27	0	28	19	3	11	89	8.9
4	HADNOT, Stoney	10-2	187:58	18.8	30-49	.612	2-10	.200	16-28	.571	13	35	48	4.8	20	0	7	12	4	3	78	7.8
14	JACKSON, Jaden	10-0	156:24	15.6	23-61	.377	15-43	.349	13-16	.813	7	25	32	3.2	16	0	15	7	3	11	74	7.4
2	LINDSEY, Isaac	8-0	143:51	18.0	15-39	.385	12-32	.375	5-8	.625	1	12	13	1.6	21	1	10	10	0	7	47	5.9
34	WILKINSON, Damon	9-0	99:12	11.0	15-27	.556	0-0	.000	13-19	.684	9	14	23	2.6	12	0	8	13	3	1	43	4.8
0	WHORTON, William	9-1	101:32	11.3	14-22	.636	0-2	.000	3-6	.500	6	26	32	3.6	9	0	6	4	2	4	31	3.4
5	BARNHART, Nate	9-0	91:27	10.2	10-18	.556	3-10	.300	5-8	.625	4	6	10	1.1	4	0	5	1	4	0	28	3.1
Team											16	16	32					5				
Total		10	2000		323-618	.523	97-263	.369	140-185	.757	117	319	436	43.6	169	1	159	127	31	59	883	88.3
Opponents		10	2000		223-605	.369	79-266	.297	142-193	.736	95	204	299	29.9	188	4	103	116	12	70	667	66.7

AWAY/NEUTRAL STATISTICS

Game Records

Record	Overall	Home	Away	Neutral
ALL GAMES	5-9	0-0	2-7	3-2
CONFERENCE	2-3	0-0	2-3	0-0
NON-CONFERENCE	3-6	0-0	0-4	3-2

Score by Periods

Team	1st	2nd	OT	TOT
South Dakota St.	481	542	0	1023
Opponents	534	515	0	1049

Team Box Score

No.	Player				Total		3-Point		F-Throw		Rebounds											
		GP-GS	MIN	AVG	FG-FGA	FG%	3FG-3FGA	3FG%	FT-FTA	FT%	OFF	DEF	TOT	AVG	PF	DQ	A	TO	BLK	STL	PTS	AVG
45	CLUFF, Oscar	13-13	390:26	30.0	84-141	.596	1-3	.333	45-60	.750	54	114	168	12.9	26	0	39	30	14	5	214	16.5
3	SAYLER, Joe	14-14	408:51	29.2	62-156	.397	27-78	.346	25-28	.893	3	31	34	2.4	22	0	23	25	0	11	176	12.6
10	GARRY, Kalen	14-14	417:32	29.8	55-137	.401	28-81	.346	24-33	.727	8	46	54	3.9	26	1	41	23	1	11	162	11.6
11	MORS, Matthew	14-14	385:40	27.5	40-95	.421	16-45	.356	21-30	.700	14	28	42	3.0	30	0	19	16	6	14	117	8.4
1	LARSON, Owen	14-14	426:35	30.5	41-110	.373	24-68	.353	11-13	.846	9	48	57	4.1	31	0	31	21	3	12	117	8.4
4	HADNOT, Stoney	14-0	206:03	14.7	23-43	.535	3-10	.300	21-31	.677	15	32	47	3.4	15	0	8	17	5	4	70	5.0
34	WILKINSON, Damon	10-0	91:07	9.1	21-35	.600	0-0	.000	2-3	.667	8	11	19	1.9	15	0	3	8	3	1	44	4.4
14	JACKSON, Jaden	14-0	182:27	13.0	18-61	.295	10-44	.227	6-9	.667	5	14	19	1.4	18	0	11	6	0	5	52	3.7
0	WHORTON, William	9-1	90:47	10.1	12-20	.600	1-1	1.000	4-5	.800	11	15	26	2.9	17	0	5	5	3	0	29	3.2
2	LINDSEY, Isaac	11-0	135:27	12.3	11-32	.344	8-22	.364	2-3	.667	1	10	11	1.0	13	0	4	5	0	2	32	2.9
5	BARNHART, Nate	8-0	65:04	8.1	4-10	.400	1-3	.333	1-1	1.000	5	6	11	1.4	6	0	2	2	1	1	10	1.3
Team											25	14	39					8				
Total		14	2800		371-840	.442	119-355	.335	162-216	.750	158	369	527	37.6	219	1	186	166	36	66	1023	73.1
Opponents		14	2800		376-839	.448	139-411	.338	158-213	.742	113	339	452	32.3	217	1	191	122	38	95	1049	74.9



SOUTH DAKOTA STATE TV/PHOTO ROSTER



William Whorton
F • 6-8 • 220 • R-Fr.
Milwaukee, Wis.



Owen Larson
G • 6-2 • 195 • Fr.
Estherville, Iowa



Isaac Lindsey
G • 6-4 • 190 • Sr.
Mineral Point, Wis.



Joe Saylor
G • 6-3 • 200 • R-Fr.
White River, S.D.



Stoney Hadnot
F • 6-6 • 200 • Fr.
Houston, Texas



Nate Barnhart
G • 7-0 • 205 • Jr.
Lenexa, Kan.



Kalen Garry
G • 6-3 • 200 • So.
De Smet, S.D.



Matthew Mors
F • 6-7 • 215 • Jr.
Yankton, S.D.



Bubz Alvarez
G • 6-5 • 200 • So.
Houston, Texas



Jaden Jackson
G • 6-0 • 185 • Fr.
Bellevue, Neb.



Andrell Burton Jr.
G • 6-6 • 195 • Fr.
Wichita, Kan.



Jadyn Cascio Jensen
G • 6-3 • 180 • Fr.
Fremont, Neb.



Damon Wilkinson
C • 6-10 • 245 • R-Fr.
De Smet, S.D.



Alec Squires
C • 6-10 • 245 • Fr.
Volga, S.D.



Oscar Cluff
C • 6-11 • 260 • Sr.
Sunshine Coast, Australia



Eric Henderson
Head Coach
6th Season (9th Overall at SDSU)



Rob Klinkefus
Associate Head Coach
19th Season




Bryan Peterson
Assistant Coach
6th Season



Tramel Barnes
Assistant Coach
3rd Season



Billy Brown
Assistant Coach
5th Season



Tucker Wookey
Assistant Coach (Operations)
2nd Season