



SOUTH DAKOTA STATE UNIVERSITY

JACKRABBIT ATHLETICS NEWS RELEASE

Jackrabbit Sports Information • 2820 HPER Center • Brookings, SD 57007-1497
Football Contact/Assistant AD-Athletic Communications: Jason Hove E-mail: Jason.Hove@sdstate.edu
Office Phone: (605) 688-4623 Mobile: (605) 695-1827 Fax: (605) 688-5999
Facebook: www.facebook.com/jackrabbit.nation Twitter: @GoJacksSDSU Website: www.GoJacks.com

2025 FOOTBALL INFORMATION

Jacks, Grizzlies meet for third straight year

GAME NOTES - DEC. 6

#16/18 SOUTH DAKOTA STATE (9-4) at #3/4 MONTANA (11-1)

Noon MT Saturday • Washington-Grizzly Stadium; Missoula, Mont.



HEAD COACH: Bobby Hauck (Montana, 1988)
• 149-42 record in 15 seasons at Montana (two stints); 164-91 record in 20 seasons as a collegiate head coach

SERIES NOTES

- 11th Meeting (Montana leads the all-time series, 8-2; series tied 2-2 in FCS playoffs)
- SDSU won the last meeting, 35-18, in the second round of the 2024 FCS playoffs

MEDIA INFORMATION

- Game will be streamed on ESPN+ with the broadcast team of Richard Cross (play-by-play) and Jeff Woody (analyst)
- Radio pre-game show begins at 11 a.m. Central on the Jackrabbit Sports Network, which includes flagship station WNAX 570 AM-Yankton and the following affiliates:
 - KJJQ 910 AM-Brookings • KXLG 100.3 FM-Milbank • KORN 1490 AM/101.3 FM-Mitchell
 - KELO 1320 AM/KELQ 107.9 FM-Sioux Falls • KCCR 1240 AM/98.9 FM-Pierre
 - KIMM 106.7 FM/1150 AM-Rapid City • KLOH 1050 AM/94.1 FM-Pipestone, Minn.
 - KXLG 99.1 FM-Watertown • KWYR 93.7 FM-Winner
- Radio crew of Tyler Merriam (play-by-play), Mason Leiseth (color) and Scotty Kwas (sidelines) will call the action



HEAD COACH: Dan Jackson (Nebraska-Omaha, 2008)
• 9-4 overall record (first season as collegiate head coach)
STARTERS RETURNING: 5 (3 Off., 1 Def., 1 ST)

2025 SCHEDULE AND RESULTS

AUGUST			
30	SACRAMENTO STATE [Precision Ag]	W, 20-3	
SEPTEMBER			
6	at Montana State	[2 OT] W, 30-24	
13	DRAKE [Beef Bowl/Jacks in Black]	W, 37-21	
27	MERCYHURST [HOF/Dairy Drive]	W, 51-7	
OCTOBER			
4	*at Youngstown State	W, 35-30	
11	*NORTHERN IOWA [Hobo Day]	W, 31-3	
18	*at Murray State	W, 35-14	
25	*NORTH DAKOTA STATE [Dakota Marker]	L, 7-38	
NOVEMBER			
1	*INDIANA STATE [Military Appreciation]	L, 12-24	
8	*at South Dakota [Interstate Series]	L, 17-24	
15	*ILLINOIS STATE [Senior Day]	L, 21-35	
22	*at North Dakota	[OT] W, 34-31	
29	*NEW HAMPSHIRE	W, 41-3	
DECEMBER			
6	*at Montana	1 p.m.	
*MVFC game *FCS playoff game All times Central			

TALE OF THE TAPE - 2025 SEASON STATISTICS

MONTANA	CATEGORY	SOUTH DAKOTA STATE
40.8	Points Per Game	28.5
23.5	Points Allowed Per Game	19.8
178.5	Rushing Yardage Per Game	161.5
142.4	Rush Yardage Allowed/Game	120.5
280.4	Passing Yardage Per Game	215.4
12.8	Average Per Catch	12.2
255.9	Pass Yardage Allowed/Game	181.0
458.9	Total Offense Per Game	376.8
398.3	Total Offense Allowed/Game	301.5
24.1	Kick Return Average	19.7
12.3	Punt Return Average	6.1
18-244	Interception Returns	15-88
7-4	Fumbles-Lost	17-7
65-573	Penalties-Yards	77-657
28:56	Time of Possession/Game	33:03
77-169 (46%)	Third-Down Conversions	72-181 (40%)
18-24 (75%)	Fourth-Down Conversions	16-37 (43%)
45-50 (90%, 39 TD)	Red-Zone Offense	46-57 (81%, 38 TD)
30-41 (73%, 23 TD)	Red-Zone Defense	26-32 (81%, 17 TD)

GAME NOTES – SOUTH DAKOTA STATE AT MONTANA

SERIES SCORES

Montana 58, South Dakota State 0
(Nov. 15, 1969, at Missoula, Mont.)

Montana 24, South Dakota State 0
(Nov. 14, 1970 at Brookings, S.D.)

Montana 41, South Dakota State 16
(Sept. 10, 1988, at Missoula, Mont.)

Montana 52, South Dakota State 48
(Sept. 4, 1993, at Missoula, Mont.)

Montana 7, South Dakota State 0
(Sept. 17, 2005, at Missoula, Mont.)

Montana 36, South Dakota State 7
(Sept. 9, 2006, at Missoula, Mont.)

Montana 61, South Dakota State 48
(Nov. 28, 2009, at Missoula, Mont. — FCS Playoffs)

Montana 24, South Dakota State 17
(Nov. 28, 2015, at Missoula, Mont. — FCS Playoffs)

South Dakota State 23, Montana 3
(Jan. 7, 2024, at Frisco, Texas — FCS Title Game)

South Dakota State 35, Montana 18
(Dec. 7, 2024, at Brookings, S.D. — FCS Playoffs)

DEC. 6 FCS PLAYOFF SCHEDULE

#11 South Dakota at #6 Mercer, 11 a.m.
#12 Villanova at #5 Lehigh, 11 a.m.
Illinois State at #1 North Dakota State, noon
North Dakota at #4 Tarleton State, noon
#14 South Dakota State at #3 Montana, 1 p.m.
#10 Abilene Christian at #7 Stephen F. Austin, 1 p.m.
Yale at #2 Montana State, 1 p.m.
#9 Rhode Island at #8 UC Davis, 9 p.m.
All times Central

Sports Information Contact: Jason Hove

Dec. 3, 2025

BROOKINGS, S.D. — We meet again.

For the third consecutive season and fifth time overall, South Dakota State and Montana will face off in the Football Championship Subdivision playoffs.

The latest installment of the series will take place in second-round action Saturday at Washington-Grizzly Stadium in Missoula, Montana. Kickoff is set for noon Mountain Time (1 p.m. Central) with video coverage available through the ESPN+ streaming platform.

Seeded 14th, South Dakota State enters the matchup with a 9-4 overall record. The Jackrabbits advanced out of the first round with a 41-3 home victory at snowy Dana J. Dykhouse Stadium on Nov. 29. SDSU hosted a playoff game for the 10th consecutive season, improving to 17-1 in postseason games at its home stadium in that span.

Montana, meanwhile, earned a first-round bye after compiling an 11-1 record during the regular season. The Grizzlies are seeded third in the 24-team playoff field.

THE SERIES: Saturday's game will mark the 11th all-time meeting between SDSU and Montana. The Grizzlies won the first eight matchups in the series and hold an 8-2 overall advantage since the two programs first met in 1969.

Seven of the 10 previous matchups were played in Missoula, including first-round playoff games in 2009 and 2015, while the national championship meeting between the two programs on Jan. 7, 2024, was played in Frisco, Texas.

The 2009 opening-round playoff game, played Nov. 28, 2009, at Washington-Grizzly Stadium in Missoula featured an epic second-half comeback by Montana. SDSU led 48-21 with five and a half minutes to play in the third quarter, but the tide began to turn on the ensuing kickoff as Marc Mariani went 98 yards for a touchdown. He then brought the Griz to within 48-34 with a 15-yard TD catch on the first play of the fourth quarter.

Mariani's third touchdown of the game — a 4-yard reception from Andrew Selle with 1:08 remaining in regulation — gave Montana its first lead of the game at 55-48. The Grizzlies capped the comeback with an interception return for touchdown moments later to pull out a 61-48 victory.

The 2015 playoff matchup was played six years to the day from the squads' first postseason meeting. This time it was Montana that led early, building a 24-0 halftime advantage.

SDSU staged a second-half comeback, pulling to within 24-17 with 4:44 to play on a 30-yard touchdown pass from Taryn Christion to Dallas Goedert. However, Montana was able to run out the clock and secure the first-round victory.

The two squads would not meet again until the 2023 FCS national title game in Frisco, Texas, when South Dakota State capped a perfect 15-0 season with a 23-3 victory over the Grizzlies. For the third time in four postseason games that season, the Jackrabbits' stifling defense kept an opponent out of the end zone, highlighted by a tackle at the goal line by Adam Bock on a fourth-down play attempt on the first play of the second quarter.

SDSU led 7-3 at halftime, then put the game out of reach with a 16-point third quarter that included touchdowns by Mark Gronowski and Jadon Janke.

The Jackrabbits and Grizzlies met in a rematch in the second round of the 2024 FCS playoffs in Brookings. SDSU raced out to a 21-3 halftime lead and added two more touchdowns just over a minute apart early in the fourth quarter en route to a 35-18 victory.

VERSUS THE BIG SKY: South Dakota State began the 2025 slate with back-to-back games against ranked teams from the Big Sky Conference. The Jackrabbits defeated No. 14/15 Sacramento State, 20-3, in a matchup between first-year head coaches in the Aug. 30 season opener, followed by a 30-24, double-overtime victory at Montana State on Sept. 6.

GAME NOTES – SOUTH DAKOTA STATE AT MONTANA

YEAR-BY-YEAR IN FCS ERA

GREAT WEST FOOTBALL CONFERENCE

YEAR	OVERALL	CONF
2004	6-5	2-3
2005	6-5	3-2
2006	7-4	3-1
2007	7-4	4-0
TOTALS	26-18	12-6

MISSOURI VALLEY FOOTBALL CONF.

YEAR	OVERALL	CONF
2008	7-5	6-2
2009	8-4	7-1
2010	5-6	4-4
2011	5-6	4-4
2012	9-4	6-2
2013	9-5	5-3
2014	9-5	5-3
2015	8-4	5-3
2016	9-4	7-1
2017	11-3	6-2
2018	10-3	6-2
2019	8-5	5-3
2020-21	8-2	5-1
2021	11-4	5-3
2022	14-1	8-0
2023	15-0	8-0
2024	12-3	7-1
2025	9-4	4-4
TOTALS	167-69	103-39
OVERALL TOTALS	193-86	115-45

During the Division I era of Jackrabbit football (since 2004), South Dakota State has played 36 games against current members of the Big Sky Conference, compiling a 22-14 overall record. Of the 36 games, 11 have been contested in the FCS playoffs, with the Jackrabbits posting a 7-4 mark.

Following is a list of Jackrabbit records against Big Sky opponents since 2004:

UC Davis: 6-1 (1-0 in playoffs)	Montana State: 6-2 (2-1 in playoffs)
Cal Poly: 3-6	Northern Arizona: 1-0 (1-0 in playoffs)
Eastern Washington: 0-1 (0-1 in playoffs)	Northern Colorado: 2-0
Montana: 2-4 (2-2 in playoffs)	Sacramento State: 2-0 (1-0 in playoffs)

Note: SDSU, UC Davis, Cal Poly and Northern Colorado were all members of the Great West Football Conference between 2004-11.

PLAYOFF REGULARS: South Dakota State is making its 16th postseason appearance in its football history in 2025, with 15 of those berths coming as a member of the Football Championship Subdivision. SDSU's lone appearance in the NCAA Division II football playoffs came in 1979, when the Jacks fell 50-7 at Youngstown State.

The Jackrabbits have compiled a 25-13 record in the playoffs and are making their 14th straight appearance in the FCS playoffs in 2025. SDSU advanced to at least the semifinal round each of the last five years and seven times in the last eight seasons.

SDSU made its first appearance in a national title game during the 2020-21 spring season, falling to Sam Houston, 23-21, then claimed its first-ever national championship in football with a 45-21 victory over North Dakota State in January 2023.

The Jacks repeated as national champions during the 2023 campaign with a 23-3 victory over Montana.

ELITE COMPANY: South Dakota State is one of only two Football Championship Subdivision programs to reach the playoffs each of the last 14 seasons. Missouri Valley Football Conference rival North Dakota State holds the longest active streak with 16 consecutive trips to the playoffs after earning the league's automatic bid. The Bison are again the top seed in this year's 24-team tournament.

YEAR 22 IN FCS: The 2025 season marks the 22nd year South Dakota State has competed in the Football Championship Subdivision.

Since joining the Division I ranks in 2004, the Jackrabbits have compiled a 193-86 record (.692 winning percentage).

In the decade of the 2020s, SDSU has put together a 69-14 record, which is good for an .831 winning percentage.

MVFC MILESTONE: South Dakota State's 35-30 win at Youngstown State on Oct. 4 marked the Jackrabbits' 100th victory in Missouri Valley Football Conference play.

The Jackrabbits hold a 103-39 record (.725 winning percentage) in MVFC games and have won six or more league games 10 times. SDSU claimed three league titles in a row, winning outright championships in 2022 and 2023, while finishing in a three-way tie for the top spot in 2024 with North Dakota State and South Dakota.

Since the start of the 2022 season, SDSU has compiled a 27-5 record in league play, including putting together a 19-game league winning streak from November 2021 until October 2024.

The Jackrabbits also shared league titles in 2016 and during the 2020-21 spring slate.

UNFAMILIAR TERRITORY: South Dakota State ended its longest losing streak in more than a decade when it claimed a 34-31 overtime victory at North Dakota in the regular season finale on Nov. 22.

The Jackrabbits had dropped four games in a row in the same season for the first time since the 2011 campaign, when SDSU suffered setbacks in succession against Illinois (56-3), Cal Poly (48-14), Illinois State (20-13) and Indiana State (38-28).

SDSU also avoided its first losing season in league play since joining the Missouri Valley Football Conference in 2008. SDSU is the only program in that span to never finish below .500 against league foes.

MVFC POSTSEASON AWARDS

ALL-MISSOURI VALLEY FOOTBALL CONFERENCE FIRST TEAM

- Quinten Christensen – OL
- Greyton Gannon – TE
- Kobe Clayborne – DL
- Max Pelham – P

ALL-MVFC SECOND TEAM

- Jalen Lee – DB
- Cullen McShane – LB

ALL-MVFC HONORABLE MENTION

- Alex Bullock – WR
- Sam Hagen – OL
- Kaydon Olivia – LS
- Joe Ollman – LB

MVFC ALL-NEWCOMER TEAM

- Alex Bullock – WR
- Julius Loughridge – RB
- Shane Willenbring – OL

MVFC PLAYERS OF THE WEEK

DEFENSIVE PLAYER OF THE WEEK

- Jalen Lee (Oct. 18)

SPECIAL TEAMS PLAYER OF THE WEEK

- Max Pelham (Oct. 4)

OFFENSIVE LINEMAN OF THE WEEK

- Shane Willenbring (Oct. 4)

NEWCOMER OF THE WEEK

- Julius Loughridge (Aug. 30)
- James Basinger (Sept. 27)
- Alex Bullock (Oct. 4)

NOVEMBERS TO REMEMBER: South Dakota State has a history of finishing strong down the stretch of regular seasons in recent years.

Since starting their run of consecutive playoff appearances in 2012, the Jackrabbits have compiled a 33-9 record in regular season games played during the month of November and have added five more playoff victories for an overall mark of 38-9 (.809 winning percentage).

SDSU went 4-0 in the month of November during the 2024 season and previously posted a 3-0 mark in November five times in that span, with 2019 (2-2) and 2025 (2-3) being the only times in the last 14 seasons the Jackrabbits have dropped more than one game in the next-to-last month of the calendar year.

RANKINGS STREAK: By being ranked in each of the 14 Stats Perform FCS polls of the 2025 campaign, SDSU has now appeared in the top 25 of 188 consecutive media polls dating back to October 2012.

The Jackrabbits held the top spot in 29 consecutive polls from Oct. 17, 2022, until relinquishing the top spot following their regular season loss at North Dakota State on Oct. 19, 2024.

The Nov. 17 poll marked the first time that the Jackrabbits had not been in the top 10 of the Stats Perform rankings since the final regular season poll of the 2021 season — a total of 56 polls.

Following are SDSU's rankings in the Stats Perform poll so far this season:

Preseason • 3rd	Sept. 29 • 2nd	Nov. 3 • 8th
Sept. 1 • 2nd	Oct. 6 • 2nd	Nov. 10 • 16th
Sept. 8 • 2nd	Oct. 13 • 2nd	Nov. 17 • 22nd
Sept. 15 • 2nd	Oct. 20 • 2nd	Nov. 24 • 16th
Sept. 22 • 2nd	Oct. 27 • T-4th	

CAPTAINS: Leading the Jackrabbit football team are six first-time team captains:

- Quinten Christensen, Jr., offensive lineman, Wessington Springs;
- Kobe Clayborne, Sr., defensive lineman, Sioux City, Iowa;
- Logan Green, Jr., defensive tackle, Northboro, Iowa;
- Sam Hagen, Sr., offensive lineman, Fordville, North Dakota.;
- Chase Mason, Sr., quarterback, Hurley;
- Joe Ollman, Jr., linebacker, Mequon, Wisconsin.

ALL-MVFC: Led by four first-team selections, a total of 10 South Dakota State football players were named Monday to the 2025 All-Missouri Valley Football Conference Team. Selections were determined by a vote among the league's 10 head coaches, sports information directors and a select media panel.

Earning first-team recognition from the Jackrabbit offense were lineman Quinten Christensen and tight end Greyton Gannon. A junior from Wessington Springs, Christensen started all 12 regular season games at tackle, helping pave the way for SDSU to average 27.5 points and 372.8 yards of total offense.

Gannon, a junior from Eagle, Wisconsin, recorded 28 receptions for 305 yards and three touchdowns during the regular season. He caught at least one pass in 11 of the team's 12 games while ranking fourth on the squad for catches.

Representing the Jackrabbits on the first-team defense was senior lineman Kobe Clayborne. The senior from Sioux City, Iowa, played at both the tackle and end positions, totaling 37 tackles, including sharing the team lead with 8.0 tackles for loss and tying for second with four sacks. Clayborne was an honorable mention all-MVFC selection in 2024.

Closing out SDSU's first-team honorees was punter Max Pelham. A senior from Ankeny, Iowa, Pelham finished the regular season by averaging a league-best 48.7 yards over 38 attempts. Of his 38 punts, 18 traveled at least 50 yards and he landed 13 inside the opponents' 20-yard line.

QUICK FACTS

SDSU INFORMATION

LOCATION: Brookings, S.D.
ENROLLMENT: 12,139 (fall 2025)
COLORS: Yellow and Blue
NICKNAME: Jackrabbits
AFFILIATION: NCAA Division I Football
 Championship Subdivision
CONFERENCE: Missouri Valley Football Conference
STADIUM: Dana J. Dykhouse Stadium (19,340
 capacity - AstroTurf surface)

ADMINISTRATION

PRESIDENT: Dr. Barry H. Dunn
ALMA MATER: South Dakota State, 1975
ATHLETICS DIRECTOR: Justin Sell
ALMA MATER: Bowling Green (Ohio), 1991
SENIOR ASSOCIATE AD—STUDENT-ATHLETE
EXPERIENCE/SENIOR WOMAN ADMINISTRATOR: Holly Van
 Vlymen
FACULTY ATHLETICS REPRESENTATIVE: Donna Flint

2024 RECAP

OVERALL RECORD: 12-3
CONFERENCE RECORD: 7-1 (tied for first place in
 Missouri Valley Football Conference)
POSTSEASON: Football Championship Subdivision
 semifinalist (13th consecutive playoff appearance)
HOME RECORD: 8-0
AWAY RECORD: 4-3
FINAL RANKINGS: Third (Stats Perform media)/Third
 (AFCA FCS Coaches)

TEAM INFORMATION

LETTERMEN RETURNING: 32 **LETTERMEN LOST:** 38
 • Offense: 12 • Offense: 15
 • Defense: 18 • Defense: 22
 • Special Teams: 2 • Special Teams: 1
STARTERS RETURNING: 5
 • Offense: 3 • Defense: 1 • Special Teams: 1
OFFENSIVE STARTERS RETURNING (3): Quentin
 Christensen, OT; Grahm Goering, WR; Sam Hagen, OT.
DEFENSIVE STARTERS RETURNING (1): Kobe Clayborne,
 DL.
SPECIAL TEAMS STARTERS RETURNING (1): Kaydon Olivia,
 LS.
OTHER RETURNING LETTERMEN (26): Brenden Begeman,
 RB; Jon Bell, QB; Kenyon BigBow, OL; Cody Cotton,
 CB (lettered in 2023); Aydan Dautermann, CB; Elijah
 Ervin, WR; Kytan Fyfe, LB; Greyton Gannon, TE; Logan
 Green, DT; Bryce Johnson, LB; Dontay Johnson, S;
 Reis Kirschenman, DE; Jalen B. Lee, DB; Chase
 Mason, QB; Cullen McShane, LB; Lofton O'Groske,
 WR; Joe Ollman, LB; Will Paepke, OL; Max Pelham, P;
 Dawson Ripperda, DE; Noah St-Juste, CB; Myles
 Taylor, CB; Noah Thompson, S; Chase Van Tol, LB;
 Nick Wells, DE; Aaron Wolfcale-Holsten, DT.

Second-team all-MVFC honors went to a pair of Jackrabbit defensive players — line-backer Cullen McShane and safety Jalen B. Lee. McShane, a junior from Marquette, Iowa, registered a team-best 81 tackles during the regular season. In his first season as a starter, McShane recorded double figures in tackles three times, while adding 7.5 tackles for loss, a sack and a forced fumble.

Lee shared the team lead with three interceptions and ranked third on the team with 54 tackles (35 solo) in 11 starts. He notched six or more tackles in each of the last five regular season games in which he played.

Rounding out the Jackrabbit contingent were four honorable mention selections, including wide receiver Alex Bullock and lineman Sam Hagen from the offense.

In his lone season with the Jackrabbits, Bullock emerged as the team's leading receiver with 63 receptions, 801 receiving yards and four touchdown catches in 12 games. The senior from Omaha caught five or more passes eight times and hit the century mark for receiving yards twice in a game.

Hagen, a senior from Fordville, North Dakota, started the first nine games of the season at right tackle before missing the month due to injury. With Hagen in the lineup the Jackrabbits topped the 200-yard mark for rushing three times in a game, including a season-best 240 yards in the season opener versus Sacramento State.

Linebacker Joe Ollman was an honorable mention selection to the defensive unit after a strong first season in the starting lineup. The junior from Mequon, Wisconsin, ranked second on the squad with 78 total tackles, including sharing the team lead with 8.0 tackles for loss and tying for second with four sacks. Ollman also accounted for five takeaways with three forced fumbles, one fumble recovery and an interception.

Senior long snapper Kaydon Olivia closed out the list of Jackrabbit honorees with an honorable mention selection. He was perfect on snaps during the regular season as the Jackrabbits made all 37 PAT tries and 11-of-17 field goal attempts. In addition, SDSU has ranked among the Football Championship Subdivision leaders for net punting throughout the season. A senior from Schertz, Texas, Olivia was a second-team all-league selection in 2023.

THREE ON NEWCOMER TEAM: Three key members of the South Dakota State offense were named Tuesday to the 2025 Missouri Valley Football Conference All-Newcomer Team. Selections to the 30-player squad — 15 on offense and 15 on defense — were determined by balloting among the league's 10 head coaches, sports information directors and a select media panel.

The Jackrabbits' leading rusher and receiver were both included on the honor squad with the respective selections of Julius Loughridge and Alex Bullock. A senior and transfer from Fordham, Loughridge totaled 916 rushing yards on 196 carries (4.7 ypc) and scored six touchdowns during the regular season. He topped the 100-yard mark in three games, highlighted by a 176-yard, four-touchdown performance in the league opener at Youngstown State. The Houston, Texas, native entered postseason play as the active FCS career leader in rushing yards with 4,038.

Bullock, a transfer from Nebraska, emerged as the team's leading receiver with 63 receptions, 801 receiving yards and four touchdown catches in 12 games. The senior from Omaha caught five or more passes eight times and hit the century mark for receiving yards twice in a game. He earlier received honorable mention all-MVFC accolades.

Completing the Jacks' trio on the MVFC All-Newcomer Team was redshirt freshman offensive lineman Shane Willenbring. A native of La Crosse, Wisconsin, Willenbring started all 12 regular season games for the Jackrabbits — 11 at center and one at right guard — and was part of a unit that helped clear the way for SDSU to average 27.5 points and 372.8 yards of total offense per game. The Jackrabbits topped the 200-yard mark for rushing four times, including a season-best 240 in the season opener against Sacramento State.

2025 SEASON HIGHS

INDIVIDUAL GAME HIGHS

RUSHING ATTEMPTS: 25, by Julius Loughridge, at Youngstown State, 10-4-25, and at Murray State, 10-18-25

RUSHING YARDS: 176, by Julius Loughridge, at Youngstown State, 10-4-25

RUSHING TOUCHDOWNS: 4, by Julius Loughridge, at Youngstown State, 10-4-25

LONG RUSH: 75 yards (for TD), by Jack Smith, at South Dakota, 11-8-25

PASS ATTEMPTS: 51, by Jack Henry, vs. Illinois State, 11-15-2025

PASS COMPLETIONS: 32, by Jack Henry, vs. Illinois State, 11-15-2025

YARDS PASSING: 321, by Chase Mason, vs. Mercyhurst, 9-27-25

TOUCHDOWN PASSES: 3, three times by Chase Mason (last: vs. New Hampshire, 11-29-25)

RECEPTIONS: 12, by Lofton O'Groske, at Montana State, 9-6-25

YARDS RECEIVING: 162, by Alex Bullock, at Youngstown State, 10-4-25

RECEIVING TOUCHDOWNS: 2, by Lofton O'Groske, at Montana State, 9-6-25, and by Jack Smith, at Murray State, 10-18-25

LONG RECEPTION: 52 yards, by Grahm Goering, vs. Mercyhurst, 9-27-25

TACKLES: 12, by Cullen McShane, at Montana State, 9-6-25, and at Youngstown State, 10-4-25

TACKLES FOR LOSS: 2.5, by Cullen McShane, vs. Drake, 9-13-25

SACKS: 2.0, by Joe Ollman, vs. Drake, 9-13-25, and by Chase Van Tol, vs. Northern Iowa, 10-11-25

INTERCEPTIONS: 2, by Jalen Lee, at Murray State, 10-18-25

LONG INTERCEPTION RETURN: 29 yards, by Chase Van Tol, vs. Northern Iowa, 10-11-25

PASS BREAKUPS: 3, by Aydan Dautermann, vs. Illinois State, 11-15-25

FIELD GOALS: 3, by Eli Stader, vs. Mercyhurst, 9-27-25

LONG FIELD GOAL: 46 yards, by Eli Stader, vs. Indiana State, 11-1-25

PUNTS: 7, by Max Pelham, at Montana State, 9-6-25

PUNTING AVERAGE (MIN. 3 PUNTS): 54.0 yards (6 punts), by Max Pelham, at Murray State, 10-18-25

LONG PUNT: 68 yards, by Max Pelham, at Murray State, 10-18-25

KICKOFF RETURNS: 5, by Jack Smith, vs. North Dakota State, 10-25-2025

KICK RETURN YARDS: 128, by Jack Smith, vs. Indiana State, 11-1-25

LONG KICK RETURN: 50 yards, by Jack Smith, vs. Indiana State, 11-1-25

PUNT RETURNS: 3, by Isaiah Garcia-Castaneda, at Montana State, 9-6-25, and by Myles Taylor, vs. Indiana State, 11-1-25

LONG PUNT RETURN: 24 yards, by Myles Taylor, at South Dakota, 11-8-25

MASON AT THE HELM: Dual-threat quarterback Chase Mason has helped lead the Jackrabbits to victories in each of his first eight career starts.

A senior from Hurley, Mason has been efficient by completing a combined 127-of-189 passes for 1,649 yards and 14 touchdowns against only two interceptions. Mason completed at least 17 passes in each of the Jackrabbits' first four games highlighted by a Sept. 27 performance against Mercyhurst in which he set career highs for completions (21) and passing yards (321) while tossing a career-best three touchdowns for the second of three times this season.

In addition, Mason has carried the ball 61 times for 164 net yards and four touchdowns thus far in 2025.

Mason was injured on the opening drive of SDSU's Oct. 18 game at Murray State and did not return to the lineup until last week's playoff game against New Hampshire. He showed no signs of rust, however, as he completed 16-of-20 passes for 230 yards and three touchdowns in a 41-3 Jackrabbit victory. Mason closed the first half by completing his last 11 pass attempts.

While serving as an understudy to 2023 Walter Payton Award winner and two-time All-American Mark Gronowski, Mason saw action in 19 games over the past two seasons. He showed previous play-making ability both throwing and running the football, including completing 17-of-26 passes for 133 yards and two touchdowns and rushing for 464 yards and six touchdowns during the 2024 campaign.

In averaging 10.1 yards per carry a season ago, Mason broke off touchdown runs of 38 and 48 yards against Youngstown State, followed by a 66-yarder a week later in the regular season matchup against North Dakota State.

O'GROSKE STARTS FAST: Wide receiver Lofton O'Groske put together a series of strong showings in what was shaping up to be a breakthrough sophomore season.

A native of Coon Rapids, Minnesota, O'Groske tallied team highs of 25 catches, 312 receiving yards and three touchdowns in nonconference action, but has dealt with injuries during Missouri Valley Football Conference play. After missing games against Youngstown State and Northern Iowa to open the league slate, he was held without a catch in his return to the lineup Oct. 18 at Murray State. He accounted for the lone Jackrabbit touchdown Oct. 25 against North Dakota State on a 17-yard reception, but later left that game due to injury and remains sidelined indefinitely.

O'Groske matched a previous single-game career high with five receptions in the Aug. 30 season opener against Sacramento State, while adding 31 rushing yards and a touchdown on three rushing attempts. He then established new career bests with 12 receptions, 133 receiving yards and two touchdowns in the Sept. 6 double-overtime victory at Montana State.

His 12 catches at Montana State are tied for the third-most in a game by an SDSU receiver and the most by a Jackrabbit player since Dallas Goedert recorded a dozen receptions at Southern Illinois in 2016.

BULLOCK COMING ON STRONG: Transfer wide receiver Alex Bullock has emerged as the top pass-catching threat for the Jackrabbits during the 2025 season.

The Omaha native who previously played at Nebraska currently leads the team with 65 receptions and 820 receiving yards, averaging 12.6 yards per catch. He has caught at least five passes in eight of SDSU's 13 games this season, including tallying career highs with 10 receptions for 162 yards Oct. 4 at Youngstown State. Bullock posted his second 100-yard receiving game of the season with 107 yards on seven catches Nov. 1 against Indiana State.

Bullock also leads the team with five touchdown receptions after scoring on a 7-yard pass play in the Nov. 29 playoff game versus New Hampshire.

SMITH STEPS UP: Redshirt freshman Jack Smith has taken on a more prominent role in a couple different areas in recent weeks.

2025 SEASON HIGHS

TEAM GAME HIGHS

RUSHING ATTEMPTS: 56, vs. Sacramento State, 8-30-25
RUSHING YARDS: 240, vs. Sacramento State, 8-30-25
YARDS PER RUSH: 6.0, at South Dakota, 11-8-25
RUSHING TOUCHDOWNS: 4, vs. Drake, 9-13-25, and at Youngstown State, 10-4-25
PASS ATTEMPTS: 51, vs. Illinois State, 11-15-2025
PASS COMPLETIONS: 32, vs. Illinois State, 11-15-2025
YARDS PASSING: 321, vs. Mercyhurst, 9-27-25
YARDS PER PASS: 10.7, vs. Mercyhurst, 9-27-25
PASSING TOUCHDOWNS: 4, vs. New Hampshire, 11-29-25
TOTAL PLAYS: 92, vs. Indiana State, 11-1-25
TOTAL OFFENSE: 469 yards, vs. Mercyhurst, 9-27-25, and at Murray State, 10-18-25
YARDS PER PLAY: 7.0, vs. New Hampshire, 11-29-25
POINTS: 51, vs. Mercyhurst, 9-27-25
FIRST DOWNS: 28, vs. Sacramento State, 8-30-25
SACKS BY: 4, vs. Drake, 9-13-25
PENALTIES: 10, at South Dakota, 11-8-25
PENALTY YARDS: 87, at South Dakota, 11-8-25
TURNOVERS BY: 3, three times (last: at North Dakota, 11-22-25)
TURNOVERS FORCED: 5, vs. Northern Iowa, 10-11-25
INTERCEPTIONS BY: 4, vs. Northern Iowa, 10-11-25, and at Murray State, 10-18-25
FUMBLE RECOVERIES: 2, at Montana State, 9-6-25
PUNTS: 7, at Montana State, 9-6-25
TIME OF POSSESSION: 41:12, vs. Indiana State, 11-1-25

JACKS IN THE FCS STATISTICS

TEAM RANKINGS (TOP 20)

- 3rd in net punting, 41.38 yards per attempt
- 5th in time of possession 33:03 per game
- 6th in turnovers gained, 23
- 5th in interceptions, 15
- 8th in third-down conversion pct. defense, .311
- 11th in total defense, 301.5 yards per game
- 11th in first downs offense, 279
- 16th in team passing efficiency defense, 118.57
- 19th in scoring defense, 19.8 points per game
- 19th in rushing defense, 120.5 yards per game
- 19th in passing yards allowed, 181.0 per game

The Sioux Falls native currently ranks third on the squad with 32 receptions for 394 yards. He also stands tied for second on the team with four touchdown receptions — two of which (10 and 46 yards) came in the Jackrabbits' Oct. 18 win at Murray State.

In a Nov. 8 game at South Dakota, Smith recorded a career-high 197 all-purpose yards. He started the game in the backfield as scored on a 75-yard touchdown run on the first play from scrimmage. Smith ended the game with 82 rushing yards on three carries, along with 61 receiving yards on a career-best six receptions and an additional 54 yards on two kickoff returns.

Smith, who turned a short screen pass into a 42-yard touchdown catch and run late in the first half of last week's game against New Hampshire, currently ranks second on the team with 815 all-purpose yards for the season.

LOUGHRIDGE DOES THE HEAVY LIFTING: Jackrabbit running back Julius Loughridge turned in a second half for the ages in South Dakota State's come-from-behind victory at Youngstown State on Oct. 4.

A Houston native, Loughridge rushed for 145 yards and four touchdowns in the second half as SDSU overcame a 17-7 halftime deficit. In the third quarter alone, he rushed for 93 yards while scoring on runs of 3, 14 and 2 yards in a 21-point stanza.

For the game, he rushed 25 times for 176 yards and capped the scoring with a 24-yard touchdown run late in the fourth quarter. Loughridge's four-touchdown performance marked the fourth by a Jackrabbit running back in the Division I era and was the first by a Jackrabbit running back since Mikey Daniel at Missouri State in 2017.

Loughridge is currently the FCS active career leader in rushing yards with 4,138, including tallying a team-best 1,016 yards this season. He has hit the 100-yard mark four times this season, including each of the last two games at North Dakota (24 carries, 112 yards) and versus New Hampshire (16 carries, 100 yards)

MR. EFFICIENCY: South Dakota State tight end/fullback Andrew Gustad has produced every time his number has thus far during the 2025 season.

A junior from Volin, South Dakota, Gustad has either gained a first down or scored a touchdown on all eight of his offensive touches this season. He has picked up a first down on all five of his short-yardage rushing attempts for a total of 14 yards and scored touchdowns on each of his three receptions — 4 yards in the season opener against Sacramento State, 11 yards Oct. 11 versus Northern Iowa and 2 yards last week versus New Hampshire.

HENRY THE NEXT MAN UP: Redshirt freshman Jack Henry became the third different quarterback to start a game for the Jackrabbits this season when he went under center Nov. 8 at South Dakota.

The Dell Rapids native, who appeared in a reserve role each of the two previous weeks, ended the afternoon 13-of-24 passing for 139 yards and an interception. He also threw his first collegiate touchdown pass — a 27-yarder to Alex Bullock — in successfully executing the two-minute drill late in the first half. In addition, Henry ran nine times for 30 yards.

Henry followed that performance by accounting for touchdowns both rushing (14 yards) and passing (4 yards) Nov. 15 against Illinois State. He ended the day 32-of-51 passing for 254 yards, rushing also finishing as the team's leading rusher with 41 yards on 18 carries.

In the Nov. 22 regular season finale at North Dakota, Henry struggled for much of the game before throwing a 42-yard touchdown pass to Greyton Gannon late in the third quarter and the game-winning 23-yard touchdown pass to Grahm Goering in overtime. He added a touchdown pass in a relief role for the final Jackrabbit score in the Nov. 29 playoff game against New Hampshire.

Chase Mason started the first seven games at quarterback, with Luke Marble taking over starting duties in games against North Dakota State and Indiana State.

PRONUNCIATION GUIDE

COACHES

Zane Busekist	BEW-zah-kist
Eric Eidsness	IDES-ness

PLAYERS

Beau Bakken	BOCK-en
James Basinger	BAY-sing-er
Brenden Begeman	BEG-ah-man
Ernest Blackshire Jr.	BLACK-shy-er
Mason Brosseau	brew-SEW
Alex Bullock	bull-LOCK
Cam Cribari	cruh-BARR-ee
Brayden Delahoyde	DELL-ah-hoid
Sammy Dresie	DRESS-ee
Graham Eben	EE-ben
Sebastyen Fries	frys
Matt Goehring	GARE-ing
Grahm Goering	GORE-ing
Andrew Gustad	GUSS-tad
Micah Hach	hock
Caden Hotz	hotes
Justin Kabera	kah-BEAR-ah
Reggie Kloehn	clain
Joe Kolega	co-LEE-gah
Luke Krempges	KREMP-geez (like McGee)
Coleman Kuntz	COONTS
Maverick LeBrun	lah-BROON
Blake Leiferman	LIFE-er-man
Julius Loughridge	LOFF-ridge
Lofton O'Groske	oh-GRAW-ski
Joe Ollman	OHL-man
William Paepke	PAP-key
John Pica	PEEK-ah
Joseph Reisz	rise
Dawson Ripperda	RIP-er-dah
Noah St-Juste	Saint JOOST
Max Stanard	STAN-ard
Jason Thome	TOM-ee
Jack Thue	THEW-ee
Chase Van Tol	van TOLL
Spencer Wientjes	WENT-jess

POINTS OFF TURNOVERS

2025 OPPONENT	TURNOVERS FORCED	POINTS
Sacramento State	2	0
Montana State	2	0
Drake	2	10
Mercyhurst	2	10
Youngstown State	1	0
Northern Iowa	5	7
Murray State	4	7
North Dakota State	1	0
Indiana State	0	0
South Dakota	0	0
Illinois State	1	0
North Dakota	2	7
New Hampshire	1	0
Season Totals	23	41

BALL-CONTROL OFFENSE: South Dakota State has ranked among the Football Championship Subdivision leaders in time of possession throughout the 2025 season. The Jacks currently rank fifth among FCS programs with an average of 33 minutes and 3 seconds per game after a season-best 41:12 Nov. 1 against Indiana State. That bettered the team's previous high of 41:06 in the season opener versus Sacramento State.

The Jackrabbits have won the possession time battle in 10 of 13 games in 2025.

HIGH VOLUME: The Jackrabbits ran 92 offensive plays in their Nov. 1 game against Indiana State, setting a team record in that category in the Division I era (since 2004). SDSU accumulated 441 yards of total offense in the game.

Two weeks later against Illinois State, the Jackrabbits nearly matched that total by running 89 plays as their comeback bid came up short. SDSU's last two scoring drives in a 35-21 setback covered 15 and 16 plays, respectively.

The previous SDSU record for offensive plays in a Division I game was 91 in a 2016 loss at Illinois State.

9-FOR-9: South Dakota State possessed the ball nine times in its 51-7 victory against Mercyhurst on Sept. 27 and came away with points on all nine drives — three field goals and six touchdowns.

Starting quarterback Chase Mason directed the offense on the first eight drives before redshirt freshman signal-caller Luke Marble made his Jackrabbit debut and engineered a 14-play, 67-yard drive that took more than nine minutes off the clock before ending in James Basinger's second 1-yard touchdown run of the game. Marble was 3-for-3 passing for 22 yards and added a 7-yard carry in his first collegiate action.

FEAST OR FAMINE ON FOURTH DOWN: The Jackrabbits did not convert a fourth-down attempt in their first six Missouri Valley Football Conference games this season, going a combined 0-for-11 in that span. The streak reached 12 consecutive unsuccessful tries in the Nov. 15 game against Illinois State before SDSU converted each of its next six fourth-down tries, including a 4-yard touchdown pass from Jack Henry to Brayden Delahoyde on fourth-and-goal late in the second half.

For the season, SDSU is 16-for-37 on fourth-down attempts after converting all three of its tries last week against New Hampshire.

TAKE THAT BALL AWAY: South Dakota State has ranked among the best in taking the ball away from the opposition throughout the 2025 season.

The Jackrabbits currently rank sixth among FCS programs by forcing 23 turnovers so far this season — 15 interceptions and eight fumble recoveries. Fourteen of those turnovers came in Missouri Valley Football Conference action, including five takeaways (4 interceptions, 1 fumble) Oct. 11 against Northern Iowa and another four-interception performance against Murray State a week later.

However, the Jacks have managed only five takeaways over the last six games.

SDSU also has limited the number of times it has turned the ball over this season, with the Jackrabbits currently ranking 24th in turnover margin at plus-0.46 per game.

LINEBACKERS PACE DEFENSE: All in their first year as starters, South Dakota State's three starting linebackers rank among the Jackrabbits' top six tacklers.

Junior Joe Ollman took over the team lead with 86 total tackles after an eight-tackle performance in the Nov. 29 playoff opener against Youngstown State. An honorable mention all-Missouri Valley Football Conference performer, Ollman also has forced four fumbles this season and came away with his first career interception Oct. 18 at Murray State.

Fellow junior Cullen McShane had been the team leader in tackles for much of the season, but missed last week's contest due to injury. McShane, who was a second-team all-MVFC pick, has tallied 81 tackles so far this season, while sophomore Chase Van Tol is tied sixth with 38 tackles despite missing the last four games due to injury.

GAME NOTES – SOUTH DAKOTA STATE AT MONTANA

LONGEST DRIVES

BY PLAYS

17, Q1/2 at North Dakota, 11-22-25

- Touchdown (17 plays, 80 yards, 9:47 TOP)

BY YARDS

96, Q2 vs. Illinois State, 11-15-25

- Touchdown (15 plays, 96 yards, 2:00 TOP)

BY TIME OF POSSESSION

9:47, Q1/2 at North Dakota, 11-22-25

- Touchdown (17 plays, 80 yards, 9:47 TOP)

OPENING DRIVES BY HALF

2025 OPPONENT	1ST-O	1ST-D	2ND-O	2ND-D
Sacramento State	Fumble	Punt	Punt	Punt
Montana State	FG	Punt	Punt	Fumble
Drake	Downs	TD	TD	TD
Mercyhurst	FG	Punt	TD	Punt
Youngstown State	Downs	TD	TD	Punt
Northern Iowa	Miss FG	Punt	Punt	INT
Murray State	TD	INT	TD	Downs
North Dakota State	Punt	TD	Punt	INT
Indiana State	FG	Punt	Downs	Punt
South Dakota	TD	TD	Punt	TD
Illinois State	Int	TD	Punt	Punt
North Dakota	Punt	Punt	Punt	INT
New Hampshire	TD	Punt	INT	Punt

Note: Indiana State returned kickoff for touchdown before first offensive possession of game

LEE LEADS SECONDARY: Jalen B. Lee has elevated his play in the Jackrabbit secondary throughout the 2025 season.

Originally a cornerback for the Jackrabbits, Lee has moved to safety this season and currently is tied for the team lead with three interceptions while ranking third in tackles with 58, including 2.5 for loss. He was named to the all-MVFC Second Team this week.

A junior from Wentzville, Missouri, Lee was honored Oct. 20 as the Missouri Valley Football Conference Defensive Player of the Week. He ended two Murray State scoring chances with interceptions inside the 20-yard line as part of a four-interception performance by the Jackrabbit defense. His first interception came at the SDSU 18 on the opening drive of the game while later picking off a pass at the Jackrabbit 15 in the fourth quarter.

Lee also tied his previous career high with six tackles in the Oct. 18 game at Murray State, then established a new personal standard with nine stops (five solo) a week later against North Dakota State.

STADER REACHES MILESTONE: Kicker Eli Stader reached a milestone Sept. 6 at Montana State as he topped the 500-point mark for his career.

Now with 560 career points, Stader spent the first five years of his collegiate career at Northwestern College (Iowa), where he was a four-time all-Great Plains Athletic Conference selection and an NAIA All-American in 2024. He set school records with 62 field goals and 300 extra points at Northwestern, while adding a two-point conversion. A native of Cedar Grove, Wisconsin, Stader connected on five field goals of 50 or more yards, including a school-record 60-yarder in 2024.

Stader has scored a team-high 72 points so far this season by going 10-for-16 on field goals and making all 42 of his extra-point attempts. He was 3-for-3 on field goals, Sept. 27 against Mercyhurst, then connected on season-long 44- and 46-yarders Nov. 1 versus Indiana State.

LONELY AT THE TOP: South Dakota State remains ranked third among FCS squads in net punting, albeit with a small sample size thanks to not having an attempt in back-to-back games against Drake and Mercyhurst in September. The Jackrabbits also did not punt in last week's playoff opener versus New Hampshire.

The Jackrabbits' 45 punt attempts in 2025 have resulted in a net average of 41.38 yards. In his first season as the Jackrabbits' punter, Max Pelham is averaging an MVFC-best 48.7 yards per punt and has landed 13 of his attempts inside the opponent's 20-yard line, including four in the Nov. 22 regular season finale at North Dakota. Pelham was named Wednesday as one of 10 semifinalists for the FCS Punter of the Year Award.

Pelham averaged a career-best 54 yards on six punts Oct. 18 at Murray State, including a career-long 68-yarder, then booted another 60-yarder en route to a 49-yard average over five punts Oct. 25 versus North Dakota State.

COORDINATORS RETURN: While the entire coaching staff turned over between the 2024 and 2025 seasons, several coaches with ties to South Dakota State are once again on the Jackrabbit sideline and coaching booth, including all three coordinators.

Offensive coordinator Eric Eidsness is back for his third stint in the role. Eidsness, who also coaches the quarterbacks, served as the Jackrabbits' offensive coordinator on two previous occasions — from 1999 until 2003 while SDSU competed at the NCAA Division II level and again from 2010-18. The Jackrabbits made seven straight trips to the Football Championship Subdivision playoffs to close out his second go-around, including back-to-back semifinal berths in 2017 and 2018.

He also held the title of associate head coach under John Stiegelmeier from 2015-18.

With Eidsness directing the offense, the Jackrabbits have posted prolific numbers in both the running and passing games. SDSU has consistently re-written the record book under Eidsness' watch, including establishing 28 new single-game, season and career marks during the 2016 campaign and 15 more in 2017.

GAME NOTES – SOUTH DAKOTA STATE AT MONTANA

DANA J. DYKHOUSE STADIUM RECORDS

YEAR-BY-YEAR RECORDS

2016	6-1
2017	7-1
2018	7-0
2019	5-3
2020-21	5-0
2021	5-2
2022	9-0
2023	9-0
2024	8-0
2025	5-3
TOTALS	66-10

ATTENDANCE TOP 10

Oct. 25, 2025 • vs. North Dakota State	19,477
Nov. 4, 2023 • vs. North Dakota State	19,431
Sept. 14, 2024 • vs. Augustana	19,376
Oct. 26, 2019 • vs. North Dakota State	19,371
Oct. 14, 2023 • vs. Northern Iowa	19,357
Oct. 26, 2024 • vs. South Dakota	19,351
Oct. 11, 2025 • vs. Northern Iowa	19,342
Oct. 8, 2022 • vs. South Dakota	19,332
Sept. 9, 2023 • vs. Montana State	19,332
Oct. 12, 2024 • vs. Youngstown State	19,331

MOST TOUCHDOWNS IN A GAME IN DIVISION I ERA

- 5 Zach Zenner (4 rushing, 1 receiving)
• at Montana State, 11-29-2014
- 4 Cory Koenig (4 rushing)
• vs. Cal Poly, 10-20-2007
- 4 Zach Zenner (3 rushing, 1 receiving)
• at North Dakota, 9-7-2013
- 4 Dallas Goedert (4 receiving)
• vs. Western Illinois, 10-1-2016
- 4 Jake Wieneke (4 receiving)
• vs. Duquesne, 8-31-2017
- 4 Cade Johnson (4 receiving)
• vs. Montana State, 9-8-2018
- 4 Mikey Daniel (4 rushing)
• at Missouri State, 10-21-2017
- 4 **Julius Loughridge (4 rushing)**
• at Youngstown State, 10-4-2025

Among the team records set in 2017 were scoring (521 points), total offense (6,141 yards) and total offense per game (438.6), the last of which had stood for 66 years (437.7 ypg in 1951).

Most recently, Eidsness worked in similar coaching roles for six seasons at Northern Illinois. The Huskies played in three bowl games, including posting wins in the Camilla Bowl in 2023 and the Famous Idaho Potato Bowl in 2024.

Defensive coordinator Brian Bergstrom is back in Brookings after a three-year stint as head coach at Winona State. He previously was a member of the Jackrabbit defensive coaching staff for five seasons.

Bergstrom first joined the SDSU coaching staff in 2017 as safeties coach and was promoted to co-defensive coordinator in 2019, positions he held through the 2021 season under John Stiegelmeier. SDSU qualified for the Football Championship Subdivision playoffs each of his five seasons in Brookings, including a national title game appearance during the 2020-21 spring season and semifinal berths in 2017, 2018 and the 2021 fall campaign.

Special teams coordinator Isaiah Jackson is new to the SDSU coaching staff, but played linebacker for the Jackrabbits from 2006-09. He ranked fifth on the team with 63 tackles in 2008 and tied for seventh with 52 stops as a senior in 2009, when the Jackrabbits made their first-ever appearance in the FCS playoffs.

For the past eight seasons, Jackson served on the coaching staff at UC Davis, which won a Big Sky Conference championship in 2018 and earned berths in the FCS playoffs three times (2018, 2021, 2024). He primarily coached the linebackers before moving to special teams coordinator in 2024.

In addition, tight ends coach Vince Benedetto also is a former Jackrabbit student-athlete. He lettered from 2010-13 before embarking on a successful coaching career at the high school level, highlighted by winning a state championship at Sioux Falls Jefferson in 2022.

THE 12TH MAN: South Dakota State has benefited from large crowds coming off the program's back-to-back national championships. In 2023, the Jackrabbits averaged 18,208 fans for regular season games, followed by another record-setting year in 2024 with an average attendance of 18,504 over six regular season home games.

Since the start of the 2023 season, 13 games have been sellouts, starting when 19,332 fans came out for the for Sept. 9, 2023, showdown against Montana State. The crowd played a big role in the game, helping factor in nine false-start penalties by Montana State in the game, including six in the final quarter.

SDSU set program playoff attendance records in all three postseason games it hosted in 2023, highlighted by a crowd of 12,265 in the semifinals against UAlbany.

Large crowds continued to fill Dana J. Dykhouse Stadium in 2024 as the first four Jackrabbit home games of season were sellouts and rank in the top nine for most-attended games in facility history.

Following suit, the first five home games of the 2025 season were announced as sellouts, with 19,163 fans filing into the stadium for the Aug. 30 opener against Sacramento State. That came two nights after a crowd of about 22,000 attended the Jacks Bash 3 concert featuring country music stars Ty Myers, Thomas Rhett and Blake Shelton.

A stadium-record crowd of 19,477 filed into the stadium for the Oct. 25 Dakota Marker matchup against North Dakota State in a game that pitted the two top-ranked teams in the FCS. That helped SDSU attain an average attendance of 16,278 during the regular season.

DANA J. DYKHOUSE STADIUM: Jackrabbit football moved into a new home in September of 2016 with the completion of Dana J. Dykhouse Stadium.

The stadium, which was constructed in phases on the site of SDSU's previous home field, Coughlin-Alumni Stadium, seats 19,340 spectators and cost \$65 million to build.

OVERTIME GAMES

1998:	SDSU 30, Nebraska-Omaha [2 OT] (Oct. 17, 1998, at Coughlin-Alumni Stadium)
2002:	Augustana 39, SDSU 33 [3 OT] (Oct. 19, 2002, at Sioux Falls)
2004:	Southern Utah 23, SDSU 17 [2 OT] (Nov. 13, 2004, at Cedar City, Utah)
2007:	Western Illinois 29, SDSU 26 [4 OT] (Aug. 30, 2007, at Macomb, Ill.)
2008:	McNeese State 46, SDSU 44 [3 OT] (Oct. 4, 2008, at Coughlin-Alumni Stadium)
2011:	SDSU 43, Missouri State 36 [2 OT] (Oct. 29, 2011, at Springfield, Mo.)
2013:	SDSU 37, Northern Iowa 34 [2 OT] (Oct. 26, 2013, at Coughlin-Alumni Stadium)
2015:	Western Illinois 30, SDSU 24 [2 OT] (Nov. 21, 2015, at Macomb, Ill.)
2017:	SDSU 27, Illinois State 24 [OT] (Nov. 11, 2017, at Dana J. Dykhouse Stadium)
2018:	SDSU 54, Indiana State 51 [OT] (Oct. 6, 2018, at Dana J. Dykhouse Stadium)
2021:	Southern Illinois 42, SDSU 41 [OT] (Oct. 9, 2021, at Dana J. Dykhouse Stadium)
2024:	SDSU 20, South Dakota 17 [OT] (Oct. 26, 2024, at Dana J. Dykhouse Stadium)
2025:	SDSU 30, Montana State 24 [2 OT] (Sept. 6, 2025, at Bozeman, Mont.)
2025:	SDSU 34, North Dakota 31 [OT] (Nov. 22, 2025, at Grand Forks, N.D.)

Overall, SDSU is 8-6 in overtime games

Dana J. Dykhouse Stadium is being funded through private gifts and long-term revenue streams, including concessions and suite, loge box and ticket sales. Bonds are financing nearly two-thirds of the project's construction, with the remaining dollars coming from private support.

Lead gifts totaling \$12.5 million from former Jackrabbit football player and Sioux Falls banker Dana Dykhouse and philanthropist T. Denny Sanford were announced in October 2013.

The stadium officially opened Sept. 8, 2016, featuring a concert by country music stars Luke Bryan, Little Big Town and Lee Brice as part of the Jacks Bash opening weekend. The first football game was two days later, on Sept. 10, when the Jacks defeated Drake, 56-28.

SDSU has gone on to post a 66-10 record at Dana J. Dykhouse Stadium during its 10 seasons of operation, including a 17-1 mark in FCS playoff games.

The Jacks put together a 33-game home winning streak (including playoff games) that started with a 27-19 victory over North Dakota State on Nov. 6, 2021, and ended with a loss to the rival Bison on Oct. 25, 2025.

In 2024, the Jacks completed their fifth undefeated season while playing at Dana J. Dykhouse Stadium, compiling an 8-0 record. SDSU previously posted perfect home records in 2018 (7-0), the 2020-21 spring season (5-0) and both 2022 and 2023 (9-0).

Dana J. Dykhouse Stadium was designed by Kansas City-based Crawford Architects, with the construction firm JE Dunn serving as the project manager at risk and Henry Carlson Company of Sioux Falls serving as general contractor.

JACKS IN THE PROS: Six former South Dakota State standouts appeared on 2025 National Football League opening day rosters, continuing the Jackrabbits' long tradition of developing players into pro prospects.

Headlining the list are a pair of tight ends — Dallas Goedert of the Philadelphia Eagles and Tucker Kraft of the Green Bay Packers — who scored two touchdowns apiece Oct. 26 on National Tight Ends Day.

After being selected in the second round of the 2018 NFL Draft, Goedert has gone on to record 389 receptions for 4,488 yards and 31 touchdowns in eight seasons. He won a Super Bowl ring with the Eagles last season after recording 42 receptions during the regular season and adding 17 more catches during the postseason run.

Goedert posted season highs of 11 receptions and 110 receiving yards Oct. 9 versus the New York Giants and extended his streak of games with a touchdown catch to four.

In 2025, Goedert has recorded 40 catches for 403 yards and a career-high seven TDs.

Kraft put together a breakthrough second season with the Packers in 2024, tallying 50 catches for 707 yards and seven touchdowns. A third-round draft choice of Green Bay in 2023, Kraft was on his way to an All-Pro caliber season in 2025 before suffering a season-ending knee injury on Nov. 2. He had two 100-yard performances this season, including posting career bests of seven catches, 143 yards and two touchdowns Oct. 26 against the Pittsburgh Steelers en route to 32 receptions for 489 yards and six touchdowns.

His career totals include 113 receptions for 1,551 yards and 15 scores.

Linebacker Christian Rozeboom earned a Super Bowl ring with the Los Angeles Rams during the 2021 season and is now in his first season with the Carolina Panthers. A starter in both 2023 and 2024 with the Rams, Rozeboom totaled 214 tackles and two interceptions over the last two seasons, including 135 stops in 2024.

Rozeboom has registered a team-high 91 tackles despite missing the last two games. He tallied a season-high 15 tackles at Green Bay on Nov. 2 and now has career totals of 316 tackles and two interceptions.

SDSU had two players selected in the NFL Draft in 2024 when Mason McCormick was taken in the fourth round by Pittsburgh and Isaiah Davis was a fifth-round pick of the New York Jets. McCormick settled into a starting role at guard during the 2024 season while Davis saw spot duty for the Jets as a rookie.

LONGEST ALL-TIME FCS HOME WINNING STREAKS

Georgia Southern (1997-2001)	39
Georgia Southern (1985-90)	38
Eastern Kentucky (1978-84)	34
South Dakota State (2021-25)	33
North Dakota State (2017-20)	32
Middle Tennessee State (1987-94)	31
Montana (1994-97)	30
Appalachian State (2002-07)	29
San Diego (2004-08)	28
Montana State (2019-23)	26
North Dakota State (2012-15)	26

McCormick and Davis squared off in the 2025 season opener, with Davis rushing two times for 18 yards in a Jets' loss.

Davis finished his rookie year with 30 carries for 174 yards and a touchdown, as well as notching nine receptions for 75 yards and a score. He added nine kickoffs for 232 yards (25.8 yards per return) and registered seven tackles on special teams in 2024.

Davis had one of his best days as a pro in a comeback win over Cincinnati on Oct. 26, rushing seven times for 65 yards, including a career-long 50-yard carry, and catching five passes for 44 yards. He has returned 11 kickoffs for an average of 29.4 yards per attempt (long of 41) thus far in 2025, while adding 26 carries for 137 yards (5.3 ypc) and 15 receptions for 118 yards.

Another member of the Jackrabbits' back-to-back national championship teams, Isaiah Stalbird, is in his second season with the New Orleans Saints. Stalbird played mostly on special teams in 2024, notching three tackles. This season, he recorded a pair of tackles in a season-opening performance against Arizona, then notched a career-best four stops Oct. 12 against New England. He has a total of 21 tackles in 12 games in 2025 after posting a career-high five tackles with a sack Nov. 23 against Atlanta.

In addition, Amar Johnson was activated earlier this month by the Los Angeles Chargers and carried twice for 8 yards in mop-up duty Nov. 16 against Jacksonville.

Johnson signed as an undrafted free agent with the Green Bay Packers before joining the Chargers after being one of the Packers' final training camp cuts.

Several other former Jackrabbit standouts who were among their respective teams' final cuts, included: quarterback Chris Oladokun (Kansas City), running back Pierre Strong, Jr. (Cleveland) and cornerback Dalys Beanum (New Orleans). Beanum and Oladokun have since returned to their fall camp teams on the practice squad, while Strong has hooked on with the Packers as a practice player.

Leading the list of Jackrabbit pro football alumni are Hall of Famer Jim Langer and the NFL's career scoring leader, Adam Vinatieri.

Langer who played football at SDSU from 1967-69 and also was an All-American in baseball, played center on every offensive down during the Miami Dolphins' perfect season in 1972. He played in a total of three Super Bowl games with the Dolphins from 1970-79 before finishing his career with the Minnesota Vikings from 1980-81.

Langer also was a first-team All-Pro four times and was selected to play in six Pro Bowl games. He passed away in September 2019.

Vinatieri wrapped up his playing career after becoming the NFL's all-time scoring leader in 2018 as a member of the Indianapolis Colts. Over Vinatieri's 24 seasons from 1996-2019, his totals include NFL bests of 599-of-715 on field goal attempts, 83.8 percent, and 2,673 career points. He also ranks second in career extra points with 874.

In all, Vinatieri set 15 NFL records, including 21 100-point seasons.

DAN JACKSON SHOW: The Dan Jackson Show airs throughout the 2025 season.

The weekly, hour-long show originates in front of a live audience at Cubby's Sports Bar and Grill in downtown Brookings. Next week's show will air at 6 p.m. Monday.

Hosted by Tyler Merriam, the show airs along the Jackrabbit Sports Network, including flagship station WNAX 570 AM, and can be heard through the Jackrabbit app and online at GoJacks.com. In addition to radio, broadcasts also will be available for free live viewing on SDSU Athletics' Facebook and YouTube accounts (@GoJacksSDSU), as well as Midco Sports Plus. Replays of the shows will be televised on Midco Sports linear channels Tuesdays at 6 p.m. and Saturdays at 9 a.m.

A LOOK AHEAD: The Football Championship Subdivision playoffs continue with quarterfinal action scheduled for Dec. 12-13 at campus sites. The winner of the SDSU Dakota State-Montana game will face the winner between No. 6 Mercer and No. 11 South Dakota at the higher remaining seed.

DEPTH CHART AT MONTANA

OFFENSE

LT	69	QUINTEN CHRISTENSEN, 6-5, 300, Jr., Wessington Springs, S.D.
	63	Kyan Rauk, 6-8, 300, R-Fr., Northfield, Minn.
LG	77	William Paepke, 6-5, 315, So., Rapid City, S.D.
	58	Jackson Kerstin, 6-4, 285, So., Naperville, Ill.
C	73	Nate Adams, 6-7, 330, Sr., Flower Mound, Texas
or	54	Shane Willenbring, 6-4, 305, R-Fr., La Crosse, Wis.
	53	Caden Hotz, 6-2, 290, R-Fr., Waverly, Iowa
RG	54	Shane Willenbring, 6-4, 305, R-Fr., La Crosse, Wis.
or	73	Nate Adams, 6-7, 330, Sr., Flower Mound, Texas
	58	Jackson Kerstin, 6-4, 285, So., Naperville, Ill.
RT	56	John Pica, 6-4, 280, Jr., Dell Rapids, S.D.
or	76	SAM HAGEN, 6-6, 320, Sr., Fordville, N.D.
	63	Kyan Rauk, 6-8, 300, R-Fr., Northfield, Minn.
TE	88	Greyton Gannon, 6-4, 235, Jr., Eagle, Wis.
or	82	Coleman Kuntz, 6-3, 240, Sr., Beaumont, Calif.
	10	Brayden Delahoyde, 6-5, 245, R-Fr., Spearfish, S.D.
WR	12	GRAHM GOERING, 6-2, 210, Sr., Iowa City, Iowa
	2	Isaiah Garcia-Castaneda, 6-1, 200, Gr., Twentynine Palms, Calif.
WR	84	Alex Bullock, 6-2, 205, Sr., Omaha, Neb.
	6	Elijah Ervin, 6-1, 195, Sr., Phoenix, Ariz.
WR	19	Jack Smith, 6-0, 195, R-Fr., Sioux Falls, S.D.
	8	Sammy Dresie, 6-2, 195, R-Fr., Maize, Kan.
QB	7	Chase Mason, 6-4, 240, Sr., Hurley, S.D.
	16	Jack Henry, 6-2, 215, R-Fr., Dell Rapids, S.D.
	17	Jack Thue, 6-2, 205, R-Fr., Brandon, S.D.
RB	15	Julius Loughridge, 6-0, 215, Gr., Houston, Texas
	32	James Basinger, 5-10, 200, Fr., Littleton, Colo.
or	34	Josiah Johnson, 6-0, 220, Fr., Milwaukee, Wis.

Returning starters indicated in CAPS

DEFENSE

DE	99	Dawson Ripperda, 6-4, 255, Jr., Larchwood, Iowa
	97	Blake Leiferman, 6-5, 265, R-Fr., Kimball, S.D.
DT	91	Jace Sifore, 6-4, 290, Jr., Howard, S.D.
	98	Mac Muller, 6-1, 270, R-Fr., Osage, Iowa
DT	51	Logan Green, 6-4, 290, Jr., Northboro, Iowa
	55	Aaron Wolfcale-Holsten, 6-2, 285, Sr., Gilbert, Ariz.
or	95	Mason Brosseau, 6-3, 310, Sr., Hanford, Calif.
DE	94	KOBE CLAYBORNE, 6-0, 280, Sr., Sioux City, Iowa
	50	Nick Wells, 6-4, 260, R-Fr., Sioux City, Iowa
	93	Kevin Spelman, 6-5, 260, Gr., New Lenox, Ill.
LB	5	Cullen McShane, 6-2, 230, Jr., Marquette, Iowa
(Will) or	33	Bryce Johnson, 6-3, 220, Jr., Parker, Colo.
LB	11	Joe Ollman, 6-1, 230, Jr., Mequon, Wis.
(Mike)	9	Matt Goehring, 6-1, 220, Jr., Sioux Falls, S.D.
or	44	Casey Larson, 6-2, 205, Fr., Woodinville, Wash.
LB	47	Kytan Fyfe, 6-2, 210, Jr., Grand Island, Neb.
or	28	Chase Van Tol, 6-1, 200, So., Tea, S.D.
(Sam) or	16	Noah St-Juste, 5-10, 175, So., Montreal, Quebec
LCB	2	Myles Taylor, 6-1, 175, Sr., Gilbert, Ariz.
or	13	Aydan Dautermann, 6-2, 195, Sr., Hartford, Wis.
FS	6	Jalen Lee, 6-0, 200, Jr., Wentzville, Mo.
	27	Noah Thompson, 6-0, 185, Jr., Brandon, S.D.
SS	25	Koby Bretz, 6-2, 210, Sr., Omaha, Neb.
	3	Dontay Johnson, 6-2, 205, Jr., Fort Collins, Colo.
RCB	0	Isaiah Johnson, 6-0, 185, Sr., Chicago Heights, Ill.
	1	Jayden Oliver, 6-4, 185, Gr., Tampa, Fla.

SPECIAL TEAMS

PK	26	Eli Stader, 6-0, 225, Gr., Cedar Grove, Wis.	Holder	41	Max Pelham, 6-1, 195, Sr., Ankeny, Iowa
	81	Ryan Harrington, 6-3, 175, Fr., Ankeny, Iowa		5	Jon Bell, 6-3, 205, Jr., Naperville, Ill.
Kickoffs	81	Ryan Harrington, 6-3, 175, Fr., Ankeny, Iowa	KOR	19	Jack Smith, 6-0, 195, R-Fr., Sioux Falls
or	26	Eli Stader, 6-0, 225, Gr., Cedar Grove, Wis.		2	Isaiah Garcia-Castaneda, 6-1, 200, Gr., Twentynine Palms, Calif.
P	41	Max Pelham, 6-1, 195, Sr., Ankeny, Iowa	or	21	Myles Green, 6-0, 180, Fr., Homewood, Ill.
	26	Eli Stader, 6-0, 225, Gr., Cedar Grove, Wis.	PR	2	Isaiah Garcia-Castaneda, 6-1, 200, Gr., Twentynine Palms, Calif.
Long	37	KAYDON OLIVIA, 5-11, 215, Sr., Schertz, Texas	or	2	Myles Taylor, 6-1, 175, Sr., Gilbert, Ariz.
Snares	59	Carson Strohbeen, 6-1, 210, So., Sioux City, Iowa			

COACHING AND SUPPORT STAFF

Head Coach: Dan Jackson
 Offensive Coordinator/Quarterbacks: Eric Eidsness
 Defensive Coordinator/Safeties: Brian Bergstrom
 Special Teams Coordinator: Isaiah Jackson
 Offensive Line: Mike Bangtson
 Tight Ends: Vince Benedetto
 Wide Receivers: Luke Bengtson
 Linebackers: Zane Busekist
 Running Backs/Recruiting Coordinator: Deontae Cooper
 Defensive Line: Logan McCormick
 Cornerbacks: Marcus McLin

Quality Control: Robert Armand (defensive backs), Caleb Baker (offensive line), Cody Brown (special teams), Jonah Chong (wide receivers), DyShawn Gales (cornerbacks), Noah Kent (defensive line), Jade Lawrence (linebackers), C.J. Pickrel (quarterbacks)
 Video Coordinator: Brock Swanson
 General Manager: Tyler Wrice
 Director of Football Operations: Ethan Beisner
 Director of Football Performance: Nathan Morris
 Football Equipment: Trey Mason
 Sports Medicine: Charlie Miller, Hallie Hawe, Megan Blomberg



South Dakota State University JACKRABBITS

2025 Football Roster

No.	NAME	Pos	Ht	Wt	Yr	HOMETOWN	No.	NAME	Pos	Ht	Wt	Yr	HOMETOWN
0	Landon Dulaney	WR	6-2	200	Fr.	Brandon, S.D.	43	Cam Cribari	S	6-0	175	Fr.	West Des Moines, Iowa
0	Isaiah Johnson	CB	6-0	185	Sr.	Chicago Heights, Ill.	43	Andrew Gustad	TE	6-1	235	Jr.	Volin, S.D.
1	Lofton O'Groske	WR	6-2	210	So.	Coon Rapids, Minn.	44	Casey Larson	LB	6-2	205	Fr.	Woodinville, Wash.
1	Jayden Oliver	CB	6-4	185	Gr.	Tampa, Fla.	44	Josh Myers	RB	6-0	190	Fr.	Sioux Falls, S.D.
2	Isaiah Garcia-Castaneda	WR	6-1	200	Gr.	Twentynine Palms, Calif.	45	Boden Schiller	LB	6-1	200	R-Fr.	Volga, S.D.
2	Myles Taylor	CB	6-1	175	Sr.	Gilbert, Ariz.	46	Shane Henderson	TE	6-6	235	Fr.	Mobridge, S.D.
3	Dontay Johnson	S	6-2	205	Jr.	Fort Collins, Colo.	46	Maverick LeBrun	DE	6-5	235	Fr.	Flandreau, S.D.
4	Andrew Price	LB	6-1	205	Fr.	West Des Moines, Iowa	46	Evan McCarty	TE	6-5	260	Fr.	Hamel, Minn.
5	Jon Bell	QB	6-3	205	Jr.	Naperville, Ill.	47	Kytan Fyfe	LB	6-2	210	Jr.	Grand Island, Neb.
5	Cullen McShane	LB	6-2	230	Jr.	Marquette, Iowa	48	Krayton Bergstrom	K	5-7	165	Fr.	Winona, Minn.
6	Elijah Ervin	WR	6-1	195	Sr.	Phoenix, Ariz.	48	Jack Nash	LB	6-1	185	R-Fr.	Palmer, Alaska
6	Jalen B. Lee	CB	6-0	200	Jr.	Wentzville, Mo.	49	Luke Krempges	DE	6-4	235	Fr.	Sioux Falls, S.D.
7	Chase Mason	QB	6-4	240	Sr.	Hurley, S.D.	49	Jozef Reisz	TE	6-3	235	Fr.	Woodbine, Iowa
8	Sammy Dresie	WR	6-2	195	R-Fr.	Maize, Kan.	50	Nick Wells	DE	6-4	260	R-Fr.	Sioux City, Iowa
8	Reis Kirschenman	DE	6-4	265	So.	Tea, S.D.	51	Logan Green	DT	6-4	290	Jr.	Northboro, Iowa
9	Matt Goehring	LB	6-1	220	Jr.	Sioux Falls, S.D.	52	Brody Targgart	DT	6-2	295	Jr.	Ankeny, Iowa
10	Brayden Delahoyde	TE	6-5	245	R-Fr.	Spearfish, S.D.	53	Caden Hotz	OL	6-2	290	R-Fr.	Waverly, Iowa
11	Joe Ollman	LB	6-1	230	Jr.	Mequon, Wis.	54	Shane Willenbring	OL	6-4	305	R-Fr.	La Crosse, Wis.
11	Luke Wornack	WR	6-4	205	Fr.	Happy Valley, Ore.	55	Aaron Wolfcale-Holsten	DT	6-2	285	Sr.	Gilbert, Ariz.
12	Grahm Goering	WR	6-2	210	Sr.	Iowa City, Iowa	57	Sam Christensen	DT	6-2	250	Fr.	Rock Rapids, Iowa
12	Jason Thome	S	6-0	190	Jr.	Arvada, Colo.	58	Jackson Kerstin	OL	6-4	285	So.	Naperville, Ill.
13	Aydan Dautermann	CB	6-2	195	Sr.	Hartford, Wis.	59	Carson Strohbeen	LS	6-1	210	So.	Sioux City, Iowa
13	Luke Marble	QB	6-4	210	R-Fr.	Smyrna, Ga.	62	Kenyon BigBow	OL	6-5	310	So.	Anadarko, Okla.
14	Reese Osgood	WR	5-11	185	Jr.	Franklin, Wis.	63	Kyan Rauk	OL	6-8	300	R-Fr.	Northfield, Minn.
15	Julius Loughridge	RB	6-0	215	Gr.	Houston, Texas	64	Thomas Dwyer	OL	6-6	285	Fr.	Oconomowoc, Wis.
16	Jack Henry	QB	6-2	215	R-Fr.	Dell Rapids, S.D.	66	Brock Osbahr	OL	6-2	295	Fr.	De Pere, Wis.
16	Noah St-Juste	CB	5-10	175	So.	Montreal, Quebec	67	Ian Mutchler	OL	6-4	300	So.	Morton, Ill.
17	Ernest Blackshire Jr.	LB	6-2	215	Jr.	Milwaukee, Wis.	69	Quinten Christensen	OL	6-5	300	Jr.	Wessington Springs, S.D.
17	Jack Thue	QB	6-2	205	R-Fr.	Brandon, S.D.	70	Lincoln Semchenko	OL	6-5	295	Fr.	Brandon, S.D.
18	Ky Oday Jr.	WR	5-11	170	Jr.	Denver, Colo.	71	Reggie Kloehn	DT	6-1	270	Fr.	Fremont, Wis.
19	Jack Smith	WR	6-0	195	R-Fr.	Sioux Falls, S.D.	73	Nate Adams	OL	6-7	330	Sr.	Flower Mound, Texas
20	Graham Eben	LB	6-1	200	R-Fr.	Rock Rapids, Iowa	74	JB Walters	OL	6-4	280	Fr.	Grand Forks, N.D.
21	Myles Green	CB	6-0	180	Fr.	Homewood, Ill.	76	Sam Hagen	OL	6-6	320	Sr.	Fordville, N.D.
22	Jamari Holliman	CB	6-0	190	So.	Miami, Fla.	77	William Paepke	OL	6-5	315	So.	Rapid City, S.D.\
23	Joe Kolega	WR	5-11	190	Fr.	Omaha, Neb.	78	Micah Hach	OL	6-4	295	Fr.	Watertown, S.D.
24	Brenden Begeman	RB	6-2	210	So.	Selby, S.D.	80	Zac Van Meeteren	WR	6-6	215	Fr.	Hayti, S.D.
25	Koby Bretz	S	6-2	210	Sr.	Omaha, Neb.	81	Ryan Harrington	K	6-3	175	Fr.	Ankeny, Iowa
26	Eli Stader	K	6-0	225	Gr.	Cedar Grove, Wis.	82	Coleman Kuntz	TE	6-3	240	Sr.	Beaumont, Calif.
27	Noah Thompson	S	6-0	185	Jr.	Brandon, S.D.	83	John Pica	TE	6-4	280	Jr.	Dell Rapids, S.D.
28	Chase Van Tol	LB	6-1	200	So.	Tea, S.D.	84	Alex Bullock	WR	6-2	205	Gr.	Omaha, Neb.
29	Corey Blair Jr.	RB	6-3	210	Fr.	Kernersville, N.C.	85	Joe Roll	WR	5-9	190	So.	Gretna, Neb.
30	Cody Cotton	CB	6-0	185	Jr.	Pleasant Prairie, Wis.	87	Ben Brooks	TE	6-8	235	Fr.	Madison, S.D.
31	Carter York	S	5-11	195	Fr.	Sycamore, Ill.	88	Greyton Gannon	TE	6-4	235	Jr.	Eagle, Wis.
32	James Basinger	RB	5-10	200	Fr.	Littleton, Colo.	89	Sebastyen Fries	TE	6-2	225	Fr.	Lakeville, Minn.
33	Bryce Johnson	LB	6-3	220	Jr.	Parker, Colo.	90	Danny Bradley	DE	6-4	260	Fr.	Windermere, Fla.
33	Jalyn Thompson	TE	6-2	255	So.	West Des Moines, Iowa	91	Jace Sifore	DT	6-4	290	Jr.	Howard, S.D.
34	Josiah Johnson	RB	6-0	220	Fr.	Milwaukee, Wis.	92	Sam Watts	DE	6-3	245	R-Fr.	Cedar Rapids, Iowa
34	Jackson Powers	DB	5-11	185	So.	Maple Grove, Minn.	93	Kevin Spelman	DE	6-5	260	Gr.	New Lenox, Ill.
35	Finn Benz	S	6-2	190	Fr.	St. Paul, Minn.	94	Kobe Clayborne	DL	6-0	280	Sr.	Sioux City, Iowa
35	Quinton Renfro	RB	5-11	205	R-Fr.	Joplin, Mo.	95	Mason Brosseau	DT	6-3	310	Sr.	Hanford, Calif.
36	Justin Kabera	CB	5-11	170	Fr.	Harrisburg, Minn.	96	Rhett Schaefer	DE	6-3	255	R-Fr.	Walcott, Iowa
37	Austin Bradley	CB	6-0	165	Fr.	Chandler, Ariz.	97	Blake Leiferman	DE	6-5	265	R-Fr.	Kimball, S.D.
37	Kaydon Olivia	LS	5-11	215	Sr.	Schertz, Texas	98	Mac Muller	DT	6-1	270	R-Fr.	Osage, Iowa
38	Max Stanard	S	5-11	190	R-Fr.	Manhattan, Kan.	99	Anthony Erickson	K	5-10	190	So.	Sioux Falls, S.D.
39	Beau Bakken	LB	6-4	215	Fr.	Garretson, S.D.	99	Dawson Ripperda	DE	6-4	255	Jr.	Larchwood, Iowa
40	Kevin Carrigan Jr.	K	6-1	200	Jr.	Warrington, Pa.							
40	Liam Shaw	DE	6-3	250	Fr.	Muskego, Wis.							
41	Max Pelham	P	6-1	195	Sr.	Ankeny, Iowa							
41	Spencer Wentjes	LB	6-0	215	Fr.	Watertown, S.D.							
42	Brady Kurt	LB	6-2	190	Fr.	Independence, Iowa							

Head Coach: Dan Jackson



DAN JACKSON

Head Coach • First Season

Alma Mater: Nebraska-Omaha, 2008

Dan Jackson was named the 22nd head football coach in South Dakota State history on Dec. 31, 2024. His hiring marked a return to the Jackrabbit program which he previously was associated with as both a student-athlete and assistant coach.

"South Dakota State is a special place and it's just so comforting to be back. I cannot wait to begin this journey and make this university and this football program even more special than it already is," Jackson said during his introductory press conference. "I'm ready. I'm prepared. I have seen and experienced so many different things throughout my career that I have no doubt that we're going to take this football program to new heights."

An Omaha native, Jackson began his association with SDSU football as a player from 2003-05. He joined the Jackrabbits' coaching staff as a graduate assistant in 2012, when SDSU began its current streak of 13 consecutive appearances in the Football Championship Subdivision playoffs. He was elevated to cornerbacks coach in 2014 and also served as recruiting coordinator, special teams coordinator and assistant head coach under John Stiegelmeier before moving on to Northern Illinois following the 2019 season.

Jackson coached two seasons at Northern Illinois, then was hired at Vanderbilt, where he coached defensive backs during the 2022 and 2023 seasons. In 2024, Jackson became a defensive coordinator for the first time when he joined the coaching staff at Idaho under former Jackrabbit colleague Jason Eck. He also coached the linebackers for a Vandals squad that advanced to the quarterfinals of the FCS playoffs. Jackson recently was tabbed to become defensive coordinator at New Mexico under Eck.

"There's a new landscape in college football and those things can change, and morph and move, but our standards will not change," Jackson said. "Our goal will always be to win a national championship. Our goal will always be to be the best football program in the country. We will evolve and we will grow and we will thrive in the new landscape of college football."

Joining Jackson in Brookings is his wife, Missy.

WHAT OTHERS ARE SAYING

"(Dan Jackson) will represent the core values of not only the Athletic Department, but this university, that guide us daily. I want to stress that the football program at SDSU is moving forward. We will continue to have the success on and off the field we have come to appreciate. Our next chapter is just unfolding and I am extremely excited." — SDSU President Barry Dunn

"We've spent years building success on the fields, we've spent years building success in the classroom and we've spent years working to fill this building and the stands. We know who we are and we're really proud of the impact that we have on this university. But what we needed was a leader that understood this, could embrace it, but who also could help us navigate all the challenges we are facing in college athletics moving forward." — SDSU Director of Athletics Justin Sell

"Dan Jackson is a passionate leader who cares for the individuals in the program. He is positive, he is a tremendous recruiter and he is a true Jackrabbit. He will give SDSU his best." — John Stiegelmeier, former SDSU head coach (1997-2022)

"Knowing how special and personal it is to coach at your alma mater, I'm thrilled for Dan to have the opportunity to return to Brookings. His energy, positivity and coaching experience will be tremendous assets as he begins building on Coach Stiegelmeier's championship legacy. I cannot wait to see what's ahead for Jackrabbit Football." — Clark Lea, Vanderbilt head coach

"From the time I first worked with Dan Jackson in 2016, I knew he would be a head coach. Dan did an outstanding job leading our defense last year. His ability to connect with people of all backgrounds, his work ethic and his energy make him ready for this opportunity." — Jason Eck, New Mexico head coach

"I am extremely excited for Dan and Missy for the opportunity presented to them at South Dakota State. Dan has a passion for coaching, he is extremely organized and thorough, and always saw the big picture even as an assistant. It is professionally fulfilling to witness Dan Jackson rise to become the head coach at his alma mater. Dan Loves SDSU with all of his heart and will do an excellent job keeping the championship standards. I wish him all the best." — Thomas Hammock, Northern Illinois head coach

FOOTBALL CHAMPIONSHIP SUBDIVISION POLLS

STATS PERFORM FCS POLL — NOV. 24

PL.	SCHOOL	2025 RECORD	POINTS	PR
1.	North Dakota State [56]	12-0	1,400	1
2.	Montana State	10-2	1,340	3
3.	Montana	11-1	1,270	2
4.	Lehigh	12-0	1,206	4
5.	Tarleton State	11-1	1,193	5
6.	Tennessee Tech	11-1	1,086	6
7.	Mercer	9-2	1,032	7
8.	Rhode Island	10-2	933	10
9.	Villanova	9-2	914	9
10.	Stephen F. Austin	10-2	890	14
11.	UC Davis	8-3	849	15
12.	South Dakota	8-4	731	16
13.	Abilene Christian	8-4	714	17
14.	Youngstown State	8-4	625	18
15.	Harvard	9-1	519	8
16.	<i>South Dakota State</i>	8-4	491	22
17.	Illinois State	8-4	443	11
	Southeastern Louisiana	9-3	443	21
19.	North Dakota	7-5	407	13
20.	Jackson State	9-2	297	20
21.	Monmouth (N.J.)	9-3	249	12
22.	New Hampshire	8-4	248	25
23.	Southern Illinois	7-5	243	24
24.	Yale	8-2	192	NR
25.	Lamar	8-4	168	19

Notes: First-place votes in brackets; opponents listed in **bold**

Teams receiving votes: Alabama State, 64; South Carolina State, 54; West Georgia, 50; Southern Utah, 29; Austin Peay, 27; Central Connecticut State, 27; **Drake**, 23; Northern Arizona, 17; Lafayette, 16; UT Rio Grande Valley, 4.

AFCA FCS COACHES' POLL — NOV. 24

PL.	SCHOOL	2025 RECORD	POINTS	PR
1.	North Dakota State [24]	12-0	623	1
2.	Montana State [1]	10-2	597	3
3.	Lehigh	12-0	557	4
4.	Montana	11-1	554	2
5.	Tarleton State	11-1	534	5
6.	Villanova	9-2	914	9
7.	Tennessee Tech	11-1	455	8
8.	Mercer	9-2	444	6
9.	Rhode Island	10-2	933	10
10.	Stephen F. Austin	10-2	392	13
11.	UC Davis	8-3	348	14
12.	Jackson State	9-2	309	15
13.	Youngstown State	8-4	294	17
14.	Abilene Christian	8-4	265	18
15.	Southeastern Louisiana	9-3	247	20
16.	Monmouth (N.J.)	9-3	208	T11
17.	Illinois State	8-4	199	T11
18.	<i>South Dakota State</i>	8-4	182	22
15.	Harvard	9-1	175	10
20.	South Dakota	8-4	173	21
21.	Yale	8-2	192	NR
22.	West Georgia	8-3	108	23
23.	North Dakota	7-5	96	16
24.	Lamar	8-4	61	19
25.	Southern Illinois	7-5	58	NR

Notes: First-place votes in brackets; opponents listed in **bold**

Teams receiving votes: Alabama State, 52; Lafayette, 40; UT Rio Grande Valley, 31; **New Hampshire**, 15; Gardner-Webb, 14; South Carolina State, 12; Presbyterian, 11; **Sacramento State**, 8; Austin Peay, 7; Richmond, 6; East Tennessee State, 4; Southern Utah, 4; Dartmouth, 3; Central Connecticut State, 1; **Drake**, 1; North Carolina Central, 1.

MISSOURI VALLEY FOOTBALL CONFERENCE

2025 MVFC STANDINGS

SCHOOL	CONFERENCE	PF	PA	OVERALL	PF	PA
^North Dakota State	8-0	306	116	12-0	506	140
^South Dakota	6-2	214	213	9-4	338	343
^Illinois State	5-3	243	212	9-4	388	329
^Youngstown State	5-3	299	259	8-5	476	403
^North Dakota	5-3	251	152	8-5	448	247
^South Dakota State	4-4	192	199	9-4	371	257
Southern Illinois	4-4	275	242	7-5	437	320
Indiana State	1-7	155	301	3-9	254	475
Northern Iowa	1-7	136	242	3-9	207	321
Murray State	1-7	156	291	1-11	228	463

RECENT RESULTS AND SCHEDULE

SATURDAY, NOV. 29

^Yale 43, Youngstown State 42
 ^South Dakota State 41, New Hampshire 3
 ^South Dakota 38, Drake 17
 ^Illinois State 21, Southeastern Louisiana 3
 ^North Dakota 31, Tennessee Tech 6
 ^FCS playoff game

SATURDAY, DEC. 6

^South Dakota at Mercer, 11 a.m.
 ^Illinois State at North Dakota State, noon
 ^North Dakota at Tarleton State, noon
 ^South Dakota State at Montana, 1 p.m.
 All times Central

2025 PRESEASON POLL

1.	North Dakota State [39]	417
2.	South Dakota State	355
3.	South Dakota [3]	349
4.	Illinois State	292
5.	Youngstown State	211
6.	Southern Illinois	208
7.	North Dakota	196
8.	Northern Iowa	130
9.	Indiana State	105
10.	Murray State	47



#3/3 SDSU 35, #13/13 MONTANA 18

Dec. 7, 2024 • Dana J. Dykhouse Stadium (Att.: 10,376)

Mark Gronowski accounted for four touchdowns — two passing and two rushing — as two-time defending champion South Dakota State opened its Football Championship Subdivision playoff push with a 35-18 victory over Montana Saturday afternoon at Dana J. Dykhouse Stadium.

In winning the rematch between the two teams that played in last season's national championship game, the third-seeded Jackrabbits improved to 11-2 overall. Montana, seeded 14th, ended its season with a 9-5 record.

The Grizzlies took advantage of an SDSU turnover near midfield on the Jackrabbits' opening drive of the game to draw first blood with a 34-yard field goal by Ty Morrison.

Gronowski and the Jacks quickly responded with a nine-play, 57-yard scoring drive on the ensuing possession. With the ball at the Montana 22, Gronowski threw a lateral to tight end Kevin Brenner, who then threw the ball back to Gronowski for a 21-yard gain. One play later, Gronowski plunged in from a yard out to give SDSU a lead it would not relinquish.

SDSU extended its lead to 21-3 with a pair of touchdowns as the Jackrabbits continued their recent second-quarter dominance. Gronowski connected with sophomore wide receiver on consecutive pass plays of 38 and 34 yards with the latter resulting in a touchdown for the first score of the period. The duo hooked up again in the final minute of the half on a third-and-18 play in which Wilde caught the ball at the 5-yard line in the right flat and extended the ball inside the pylon for a 24-yard touchdown.

Wilde, who topped the 1,000-yard mark for receiving on the season, led all players with seven catches for 114 yards.

SDSU racked up 12 minutes of possession time in a scoreless third quarter, but again found the end zone two plays into the fourth quarter on Gronowski's second 1-yard touchdown run of the game. That capped a 12-play, 73-yard march in which all but eight yards came on the ground.

The Jackrabbits rushed for 222 yards and held a 399-306 advantage in total offense. Gronowski was an efficient 12-of-16 passing for 151 yards. Amar Johnson led the rushing attack with 103 yards on 16 carries, while Angel Johnson shook off an early fumble to gain 91 yards on 13 carries.

SDSU's lead grew to 35-3 66 seconds later when Adam Bock picked off a pass that was initially deflected by Matthew Durrance and broke a couple tackles before scoring from 40 yards out. Bock registered a team-high eight tackles while redshirt freshman defensive tackle Bryce Hawthorne was credited with 1.5 sacks and 2.5 tackles for loss.

Montana put together a couple scoring drives down the stretch as Keali'i Ah Yat tossed touchdown passes of 44 yards to Sawyer Racanelli and 9 yards to Keelan White. Ah Yat, who played the entire game at quarterback after Montana had rotated signal-callers for much of the season, completed 19-of-32 passes for 231 yards and also was the leading rusher for the Griz with 25 yards on nine carries.

The Jackrabbit defense limited Montana to 75 net yards rushing on 29 carries. The bulk of the Grizzlies' yards on the ground came on back-to-back plays in the second quarter, when Ah Yat scrambled for 27 yards and Xavier Harris picked up 21 yards on an end around. Montana's drive ended on the next play on a red-zone interception by Jackrabbit safety Tucker Large.

Montana safety Ryder Meyer led all players with 10 tackles.



Quarterback Mark Gronowski rushed for two touchdowns and passed for two more as South Dakota State opened postseason play with a 25-18 home win over Montana.

SCORE BY QUARTERS	1	2	3	4	FINAL
Montana (9-5)	3	0	0	15	18
South Dakota State (11-2)	7	14	0	14	35

SCORING SUMMARY

1st	8:01	MONT	- Ty Morrison 34 yd field goal
1st	2:44	SDSU	- Mark Gronowski 1 yd run (Hunter Dustman kick)
2nd	12:33	SDSU	- Griffin Wilde 34 yd pass from Gronowski (Dustman kick)
2nd	00:57	SDSU	- Wilde 24 yd pass from Gronowski (Dustman kick)
4th	14:41	SDSU	- Gronowski 1 yd run (Dustman kick)
4th	13:35	SDSU	- Adam Bock 40 yd interception return (Dustman kick)
4th	9:41	MONT	- Sawyer Racanelli 44 yd pass from Keali'i Ah Yat (Morrison kick)
4th	00:04	MONT	- Keelan White 9 yd pass from Ah Yat (Erik Barker pass from Ah Yat)

TEAM STATISTICS	MONT	SDSU
FIRST DOWNS	16	19
RUSHES-YARDS (NET)	29-75	42-222
PASSING YDS (NET)	231	177
Passes Att-Comp-Int	32-19-2	18-14-0
TOTAL OFFENSE PLAYS-YARDS	61-306	60-399
Punt Returns-Yards	2-0	1-5
Kickoff Returns-Yards	5-83	2-31
Interception Returns-Yards	0-0	2-66-1
Punts (Number-Avg)	5-46.0	3-41.0
Fumbles-Lost	0-0	1-1
Penalties-Yards	5-25	3-15
Possession Time	26:04	33:56
Third-Down Conversions	5 of 13	7 of 12
Fourth-Down Conversions	1 of 1	1 of 1
Red-Zone Scores-Chances	2-2	3-3
Sacks By: Number-Yards	1-8	3-29

RUSHING LEADERS: MONT - Keali'i Ah Yat 9-25; Xavier Harris 1-21; Eli Gillman 10-12; Malae Fonoti 4-12; Lekeldrick Bridges 1-5; Junior Bergen 1-2; Stevie Rocker Jr. 1-(-2). SDSU - Amar Johnson 16-103; Angel Johnson 13-91; Kirby Vorhees 6-22; Mark Gronowski 5-4; Maxwell Woods 1-3. **PASSING LEADERS:** MONT - Keali'i Ah Yat 19-32-2 231. SDSU - Mark Gronowski 12-16-0 151; Kevin Brenner 1-1-0 21; Jon Bell 1-1-0 5. **RECEIVING LEADERS:** MONT - Keelan White 5-68; Sawyer Racanelli 3-66; Malae Fonoti 3-19; Xavier Harris 2-32; Junior Bergen 2-17; Evan Shafer 2-15. SDSU - Griffin Wilde 7-114; Kentrell Prejean 2-5; Mark Gronowski 1-21; Amar Johnson 1-16; Kevin Brenner 1-8; David Alpers 1-8; Kirby Vorhees 1-5. **INTERCEPTIONS:** MONT - none. SDSU - Adam Bock 1-40; Tucker Large 1-26. **SACKS:** MONT - Hayden Harris 1.0-8. SDSU - Bryce Hawthorne 1.5-13; Reis Kirschenman 1.0-12; Dawson Ripperda 0.5-4. **TACKLE LEADERS (UA-A-TOT):** MONT - Ryder Meyer 7-3-10; Jaxon Lee 7-1-8; Henry Nuce 5-2-7; Geno Leonard 1-5-6; Noah Kaschmitter 2-3-5. SDSU - Adam Bock 6-2-8; Kolten Tilford 4-0-4; Kobe Clayborne 3-1-4; Chase Van Tol 3-1-4; Matthew Durrance 3-1-4; Joe Ollman 3-1-4; Jarod DePriest 2-2-4; Bryce Hawthorne 2-2-4.

VERSUS RANKED OPPONENTS

Since moving to the Football Championship Subdivision at the start of the 2004 season, the Jackrabbits have compiled a 77-57 record versus ranked opponents.

Following is a year-by-year look at games against ranked opponents:

2004 0-3 record

- at #13 Cal Poly (L, 7-14)
- at #24 Montana State (L, 24-27)
- at #1 Georgia Southern (L, 7-63)

2005 0-5 record

- at #3 Montana (L, 0-7)
- #12 Cal Poly (L, 16-24)
- at #16 Texas State (L, 12-42)
- #19 Georgia Southern (L, 42-55)
- at #20 North Dakota State (L, 17-41)

2006 3-3 record

- at #6 Montana (L, 7-36)
- at #12 Northern Iowa (L, 17-27)
- at #16 McNeese State (W, 20-17)
- at #4 Cal Poly (W, 29-28)
- #16 UC Davis (W, 22-21)
- at #4 North Dakota State (L, 28-41)

2007 2-2 record

- at #6 Youngstown State (L, 17-23)
- #5 Northern Iowa (L, 17-31)
- #19 Cal Poly (W, 48-35)
- #1 North Dakota State (W, 29-24)

2008 3-4 record

- #14 Youngstown State (W, 40-7)
- #15 Western Illinois (W, 24-22)
- #8 Northern Iowa (L, 20-34)
- #4 McNeese State (L, 44-46 – 3OT)
- #3 Cal Poly (L, 28-42)
- #9 Southern Illinois (L, 35-38)
- at #24 North Dakota State (W, 25-24)

2009 1-3 record

- at #17 Cal Poly (L, 14-21)
- vs. #6 Northern Iowa (W, 24-14)
- vs. #3 Southern Illinois (L, 15-34)
- ^at #1 Montana (L, 48-61)

2010 2-3 record

- at #16 Delaware (L, 3-26)
- at #15 Northern Iowa (L, 14-24)
- vs. #20 Western Illinois (W, 33-29)
- at #15 Southern Illinois (W, 31-10)
- at #20 North Dakota State (L, 24-31)

2011 0-3 record

- vs. #23 Indiana State (L, 28-38)
- vs. #2 Northern Iowa (L, 14-31)
- vs. #3/5 North Dakota State (L, 14-38)

2012 3-2 record

- at #22/25 Indiana State (W, 24-10)
- vs. #21/22 Youngstown St. (W, 41-28)
- at #1/1 North Dakota State (L, 17-20)
- ^vs. #25 Eastern Illinois (W, 58-10)
- ^at #1/1 North Dakota State (L, 3-28)

2013 3-2 record

- vs. #1/1 North Dakota State (L, 0-20)
- vs. #17/18 Northern Iowa (W, 37-34 – 2 OT)
- at #15/18 Youngstown St. (W, 42-13)
- ^at #8/9 Northern Arizona (W, 26-7)
- ^at #3/3 Eastern Washington (L, 17-41)

2014 3-4 record

- at #22/22 Illinois State (L, 10-45)
- at #20/21 Northern Iowa (W, 31-28)
- vs. #16/17 Youngstown State (L, 27-30)
- at #1/1 North Dakota State (L, 17-37)
- at #17/19 Indiana State (W, 32-17)
- ^at #17/17 Montana State (W, 47-40)
- at #2/3 North Dakota State (L, 24-27)

2015 3-3 record

- vs. #2/3 North Dakota State (L, 7-28)
- vs. #19/21 Indiana State (W, 24-7)
- at #11/12 Youngstown State (W, 38-8)
- vs. #22/25 Northern Iowa (L, 7-10)
- vs. #2/2 Illinois State (W, 25-20)
- ^at #16/17 Montana (L, 17-24)

2016 4-1 record

- vs. #8/8 Western Illinois (W, 52-14)
- at #1/1 North Dakota State (W, 19-17)
- vs. #12/13 Youngstown State (W, 24-10)
- ^vs. #9/10 Villanova (W, 10-7)
- ^at #3/3 North Dakota State (L, 10-36)

2017 6-2 record

- at #5/6 Youngstown State (L, 7-19)
- at #12/14 Western Illinois (W, 52-48)
- vs. #2/2 North Dakota State (W, 33-21)
- vs. #17/20 Illinois State (W, 27-24 – OT)
- at #15/16 South Dakota (W, 31-28)
- ^vs. #20/21 Northern Iowa (W, 37-22)
- ^vs. #20/21 New Hampshire (W, 56-14)
- ^at #1/1 James Madison (L, 16-51)

2018 2-3 record

- at #1/1 North Dakota State (L, 17-21)
- at #25 Northern Iowa (L, 9-24)
- at #9/11 Illinois State (W, 38-28)
- ^at #2/2 Kennesaw State (W, 27-17)
- ^at #1/1 North Dakota State (L, 21-44)

2019 2-3 record

- at #17/19 Youngstown State (W, 38-28)
- vs. #1/1 North Dakota State (L, 16-23)
- vs. #11/12 Illinois State (L, 18-27)
- vs. #4/5 Northern Iowa (W, 38-7)
- ^vs. #6/6 Northern Iowa (L, 10-13)

2020-21 5-2 record

- at #3 Northern Iowa (W, 24-20)
- at #14 North Dakota (L, 17-28)
- at #5/5 Southern Illinois (W, 44-3)
- at #2/3 North Dakota State (W, 27-17)
- ^vs. #14/14 Southern Illinois (W, 31-26)
- ^vs. #5/5 Delaware (W, 33-3)
- ^vs. #4/4 Sam Houston (L, 21-23)

2021 4-4 record

- vs. #7/8 Southern Illinois (L, 41-42 – OT)
- vs. #20/24 Northern Iowa (L, 17-26)
- vs. #2/2 North Dakota State (W, 27-19)
- at #17/19 South Dakota (L, 20-23)
- ^vs. #14/16 UC Davis (W, 56-24)
- ^at #8/12 Sacramento State (W, 24-19)
- ^vs. #6/7 Villanova (W, 35-21)
- ^at #7/9 Montana State (L, 17-31)

2022 8-0 record

- vs. #25 UC Davis (W, 24-22)
- at #4/6 Missouri State (W, 28-14)
- at #1/1 North Dakota State (W, 23-21)
- at #20 North Dakota (W, 49-35)
- ^vs. #23 Delaware (W, 42-6)
- ^vs. #6/7 Holy Cross (W, 42-21)
- ^vs. #3/3 Montana State (W, 39-18)
- ^vs. #4/4 North Dakota State (W, 45-24)

2023 11-0 record

- vs. #3/3 Montana State (W, 20-16)
- vs. #11/12 North Dakota (W, 42-21)
- at #22 Illinois State (W, 40-21)
- at #12/12 Southern Illinois (W, 17-10)
- at #4/9 South Dakota (W, 37-3)
- vs. #10/11 North Dakota St. (W, 33-16)
- at #22 Youngstown State (W, 34-0)
- ^vs. #17/20 Mercer (W, 41-0)
- ^vs. #6/9 Villanova (W, 23-12)
- ^vs. #9/15 UAlbany (W, 59-0)
- ^vs. #2/2 Montana (W, 23-3)

2024 7-2 record

- vs. #11/12 Incarnate Word (W, 45-24)
 - at #18 Northern Iowa (W, 41-3)
 - at #2/2 North Dakota State (L, 9-13)
 - vs. #4/4 South Dakota (W, 20-17 – OT)
 - at #21/23 North Dakota, (W, 38-7)
 - at #18 Missouri State (W, 45-9)
 - ^vs. #13/13 Montana (W, 35-18)
 - ^vs. #6/6 Incarnate Word (W, 55-14)
 - ^at #3/4 North Dakota State (L, 21-28)
- ^denotes FCS playoff game

2025 5-3 record

- vs. #14/15 Sacramento State (W, 20-3)
- at #3/3 Montana State (W, 30-24 – 2 OT)
- at #18/24 Youngstown State (W, 35-30)
- vs. #1/1 North Dakota State (L, 7-38)
- at #22/25 South Dakota (L, 17-24)
- vs. #13/14 Illinois State (L, 21-35)
- at #13/16 North Dakota (W, 34-31 – OT)
- ^vs. #22 New Hampshire (W, 41-3)

#3/3 SDSU 20, #14/15 SACRAMENTO STATE 3

Aug. 30, 2025 • Dana J. Dykhouse Stadium (Att.: 19,163)

The South Dakota State defense was dominant from start to finish and the Jackrabbit offense scored a pair of touchdowns in the second quarter to open the Dan Jackson era with a 20-3 victory over 14th-ranked Sacramento State Saturday night at Dana J. Dykhouse Stadium.

With the victory, the third-ranked Jackrabbits ran their home winning streak to 30 games dating back to the 2021 season.

SDSU moved the ball almost at will in the first half, but some stumbles in the red zone prevented the Jackrabbits from building a bigger advantage early in the game. After losing a fumble inside the 5-yard line on the opening drive of the game, SDSU had to settle for a 22-yard field goal by newcomer Eli Stader after being set up first and goal from the Sac State 3 after a 44-yard pass play from Chase Mason to Lofton O'Groske on the first play of the ensuing possession.

Another Jackrabbit miscue later in the first quarter, this time on a muffed punt that was recovered by Sac State at the SDSU 23, resulted in what would be the visitors' lone points of the night. The SDSU defense rose to the occasion on a short field, holding the Hornets to a game-tying 36-yard field goal by Grant Meadors.

The Jackrabbits took the lead for good with a methodical 15-play, 75-drive that chewed up more than seven and a half minutes between the end of the first quarter and start of the second period. Twice SDSU converted on fourth-and-short to keep the drive alive before Mason found fullback/tight end Andrew Gustad open in the right front corner of the end zone for a 4-yard touchdown.

After turning over the Hornets on downs, running back Julius Loughridge gained 58 yards on four carries to kick-start the next SDSU drive and O'Groske finished the eight-play, 69-yard march by taking a handoff from Mason around right end for a 3-yard touchdown run.

Meanwhile, a Jackrabbit defense that returned only one starter from last year's squad, limited Sac State to only three first downs in the first half. The Hornets did not complete a pass in the opening quarter and managed only 24 net yards rushing on 24 attempts for the entire game. Sac State's longest run of the night was 5 yards.

The two squads combined for five punts in the third quarter before the Jackrabbits tallied the lone points of the second half by way of a 28-yard field goal by Stader late in the final stanza.

SDSU finished the night with a 430-131 advantage in total offensive yards and a 28-7 disparity in first downs. The Jackrabbits held the ball for more than 41 minutes and limited their opponents to 2-of-13 on third-down attempts and 0-for-4 on fourth-down conversions.

A transfer from Fordham, Loughridge paced the Jackrabbit offense with 159 yards on 22 carries while Mason ended his first career start by completing 17-of-23 passes for 190 yards. Alex Bullock was the top pass catcher with six receptions for 49 yards, with O'Groske adding five catches for 76 yards and rushing three times for another 31 yards.

Cullen McShane registered a career-best seven tackles to lead the Jackrabbits and fellow linebacker Chase Van Tol was credited for four stops.

Sac State quarterback Jaden Rashada was limited to 11-of-27 passing for 107 yards and was picked off by Jayden Oliver late in the first half. Jordan Anderson was the top receiving target for four catches for 49 yards.

Derek Houston recorded a game-high 14 tackles and notched one of the Hornets' seven sacks on the night.



Reis Kirschenman celebrates recovering a fumble in action during the second quarter of the Aug. 30 season opener against Sacramento State.

SCORE BY QUARTERS	1	2	3	4	FINAL
Sacramento State (0-1)	3	0	0	0	3
South Dakota State (1-0)	3	14	0	3	20

SCORING SUMMARY

1st	8:11	SDSU	— Eli Stader 22 yd field goal
1st	5:18	SAC	— Grant Meadors 36 yd field goal
2nd	12:38	SDSU	— Andrew Gustad 4 yd pass from Chase Mason (Stader kick)
2nd	3:51	SDSU	— Lofton O'Groske 3 yd rush (Stader kick)
4th	2:27	SDSU	— Stader 28 yd field goal

TEAM STATISTICS	SAC	SDSU
FIRST DOWNS	7	28
RUSHES-YARDS (NET)	24-24	56-240
PASSING YDS (NET)	107	190
Passes Att-Comp-Int	27-11-1	23-17-0
TOTAL OFFENSE PLAYS-YARDS	51-131	79-430
Punt Returns-Yards	0-0	2-(-5)
Kickoff Returns-Yards	2-46	2-46
Interception Returns-Yards	0-0	1-0
Punts (Number-Avg)	5-46.2	2-41.5
Fumbles-Lost	3-1	2-2
Penalties-Yards	9-66	5-50
Possession Time	18:54	41:06
Third-Down Conversions	2 of 13	5 of 15
Fourth-Down Conversions	0 of 4	2 of 3
Red-Zone Scores-Chances	1-1	4-6
Sacks By: Number-Yards	7-39	2-16

RUSHING LEADERS: SAC - Rodney Hammond Jr. 6-12; Jamar Curtis 5-11; Savion Red 3-7; Damian Henderson II 2-6. SDSU - Julius Loughridge 22-159; Lofton O'Groske 3-31; Chase Mason 18-30; James Basinger 5-21; Isaiah Garcia-Castaneda 1-8; Brenden Begeman 5-3; Andrew Gustad 1-3. **PASSING LEADERS:** SAC - Jaden Rashada 11-27-1 112. SDSU - Chase Mason 17-23-0 190. **RECEIVING LEADERS:** SAC - Jordan Anderson 4-49; Jamar Curtis 2-17; Tim Conerly 2-12; Damian Henderson II 1-14; Jordan Williams 1-14. SDSU - Alex Bullock 6-49; Lofton O'Groske 5-76; Greyton Gannon 2-28; Grahm Goering 2-19; Isaiah Garcia-Castaneda 1-14; Andrew Gustad 1-4. **INTERCEPTIONS:** SAC - none. SDSU - Jayden Oliver 1-0. **SACKS:** SAC - Jayland McGlothlen 2-0-7; Xavier Williams 1.5-14; Derek Houston 1.0-7; Dylan Hampsten 1.0-5; Jason Oliver 0.5-4; DeSean Watts 0.5-1; Brodie Tagaloa 0.5-1. SDSU - Chase Van Tol 1.0-9; Kobe Clayborne 1.0-7. **TACKLE LEADERS (UA-A-TOT):** SAC - Derek Houston 11-3-14; Koa Akui 6-3-9; Kaleb Higgins 4-2-6; Warren Smith Jr. 3-2-5; Dylan Hampsten 4-1-5; Jayland McGlothlen 4-1-5. SDSU - Cullen McShane 7-0-7; Chase Van Tol 4-0-4; Reis Kirschenman 1-2-3; Joe Ollman 1-2-3; Kobe Clayborne 2-1-3.

GAME 2 RECAP

#2/2 SDSU 30, #3/3 MONTANA STATE 24 [2 OT]

Sept. 6, 2025 • Bobcat Stadium (Att.: 22,117)

BOZEMAN, Mont. — South Dakota State quarterback Chase Mason threw a pair of touchdowns in overtime, the last a 25-yarder to tight end Brayden Delahoyde on the first play of the second extra session, to lift the second-ranked Jackrabbits to a 30-24 road victory Saturday night at No. 3 Montana State.

The Jackrabbits improved to 2-0 on the season, while Montana State dropped to 0-2. The game was played before a Gold Rush crowd of 22,117 at Bobcat Stadium.

Tied at 17 after regulation, Mason hooked up with wide receiver Lofton O'Groske for a one-handed catch and a 2-yard touchdown for the first score in overtime. It was the second touchdown of the game for the sophomore wide receiver and his 12th and final catch of a career night.

The Bobcats quickly answered with a six-play drive that ended with a 2-yard touchdown run by Adam Jones.

On what would be the only SDSU offensive play of the second overtime, Mason found Delahoyde, a redshirt freshman from Spearfish, open down the left hash for a 25-yard score. The two-point attempt was no good.

Montana State picked up a first down early in the ensuing possession and, after a Jackrabbit penalty for offsides on fourth-and-6 from the 10, needed only a yard to extend the drive. However, SDSU linebacker Kytan Fyfe stopped Bobcat running back Julius Davis inches shy of the line to gain on a play up the middle to end the contest.

The Jackrabbits scored on the opening drive of the game, marching deep into MSU territory before culminating the 11-play, 68-yard drive with a 25-yard field goal by Eli Stader.

Montana State took its lone lead of the night on a 7-yard touchdown run by quarterback Justin Lamson early in the second quarter, finishing off a nine-play, 88-yard drive that began with a 34-yard pass from Lamson to Dane Steel.

A big play by the Jackrabbits' special teams set up the first Jackrabbit touchdown of the night in the closing minutes of the first half. True freshman Casey Larson broke through the line and blocked the MSU punt attempt, setting SDSU up at the Bobcat 21. The Jacks needed only two plays to find paydirt, with Mason scoring around right end from 8 yards out after a 13-yard run by Julius Loughridge.

The Bobcats tied the game at 10-all on a 33-yard field goal by Myles Sansted at the first-half horn, and the game remained knotted heading into the final quarter.

After SDSU missed a field goal attempt in the third quarter, O'Groske put the Jackrabbits back out front with an 8-yard touchdown reception with 9:08 remaining.

However, Montana State returned the favor with a momentum-changing play of its own on special teams. SDSU punter Max Pelham initially evaded a heavy rush near his own end zone, but his botched punt attempt after moving to the right rolled into the hands of Seth Brock, who returned the miscue 10 yards for the game-tying touchdown with 6:37 to play in regulation.

Mason, who completed his first seven pass attempts of the night, ended the game 17-of-25 for 174 yards and a career-high three touchdowns. O'Groske totaled 125 receiving yards on his dozen catches.

Loughridge recorded a team-high 99 rushing yards on 23 carries.

Montana State finished with a 349-297 advantage in total offense. Lamson was the Bobcats' leading rusher with 96 yards on 20 carries and



Lofton O'Groske scored two touchdowns and also set career highs for receptions (12) and receiving yards (125) in a double-overtime victory at third-ranked Montana State.

completed 18-of-28 passes for 123 yards. Julius Davis added 76 rushing yards on 12 carries.

Cullen McShane led the Jackrabbit defense with 12 tackles, followed by fellow linebacker Joe Ollman with eight stops. Ollman and Noah St-Juste each forced fumbles, with Logan Green adding a sack and a half.

Cole Taylor registered a game-high 13 tackles and forced a fumble for Montana State.

SCORE BY QUARTERS	1	2	3	4	OT	FINAL
South Dakota State (2-0)	3	7	0	7	13	30
Montana State (0-2)	0	10	0	7	7	24

SCORING SUMMARY

1st	9:02	SDSU	— Eli Stader 25 yd field goal
2nd	10:47	MSU	— Justin Lamson 7 yd run (Myles Sansted kick)
2nd	1:06	SDSU	— Chase Mason 8 yd run (Stader kick)
2nd	00:00	MSU	— Sansted 33 yd field goal
4th	9:08	SDSU	— Lofton O'Groske 8 yd pass from Mason (Stader kick)
4th	6:37	MSU	— Seth Brock 10 yd fumble return (Sansted kick)
OT-1	00:00	MSU	— Adam Jones 2 yd run (Sansted kick)
OT-1	00:00	SDSU	— O'Groske 2 yd pass from Mason (Stader kick)
OT-2	00:00	SDSU	— Brayden Delahoyde 25 yd pass from Mason (pass failed)

TEAM STATISTICS

	SDSU	MSU
FIRST DOWNS	16	17
RUSHES-YARDS (NET)	40-123	42-210
PASSING YDS (NET)	174	139
Passes Att-Comp-Int	25-17-0	29-19-0
TOTAL OFFENSE PLAYS-YARDS	65-297	71-349
Punt Returns-Yards	4-0	3-9
Kickoff Returns-Yards	2-45	2-51
Interception Returns-Yards	0-0	0-0
Punts (Number-Avg)	7-48.0	7-37.4
Fumbles-Lost	2-2	2-2
Penalties-Yards	5-45	4-28
Possession Time	33:05	26:55
Third-Down Conversions	1 of 13	5 of 15
Fourth-Down Conversions	1 of 2	0 of 1
Red-Zone Scores-Chances	4-5	3-4
Sacks By: Number-Yards	3-22	4-18

RUSHING LEADERS: SDSU - Julius Loughridge 23-99; Chase Mason 14-34; James Basinger 2-1. MSU - Justin Lamson 20-96; Julius Davis 12-76; Adam Jones 9-30. **PASSING LEADERS:** SDSU - Chase Mason 17-25-0 174. MSU - Justin Lamson 18-28-0 123; Adam Jones 1-1-0 16. **RECEIVING LEADERS:** SDSU - Lofton O'Groske 12-133; Alex Bullock 2-4; Brayden Delahoyde 1-25; Greyton Gannon 1-7; Grahm Goering 1-5. MSU - Adam Jones 6-41; Taco Dowler 4-18; Dane Steel 3-49; Hunter Providence 2-21; Rylan Schlepp 2-1. **INTERCEPTIONS:** SDSU - none. MSU - none. **SACKS:** SDSU - Logan Green 1.5-13; Matt Goehring 1.0-6; Dawson Ripperda 0.5-3. MSU - Hunter Parsons 1.0-8; Alec Eckert 1.0-5; Bryce Grebe 1.0-1; Zac Crews 0.5-2; Kenneth Eiden IV 0.5-2. **TACKLE LEADERS (JA-A-TOT):** SDSU - Cullen McShane 10-2-12; Joe Ollman 7-1-8; Jalen Lee 5-0-5. MSU - Cole Taylor 7-6-13; Kenneth Eiden IV 5-4-9; Caden Dowler 3-4-7.

GAME 3 RECAP

#2/2 SDSU 37, DRAKE 21

Sept. 13, 2025 • Dana J. Dykhouse Stadium (Att.: 19,213)

Julius Loughridge rushed for 83 yards and a pair of touchdowns and true freshman running backs James Basinger and Corey Blair Jr. also found the end zone for a second-ranked South Dakota State squad that posted a 37-21 victory over Drake Saturday night at Dana J. Dykhouse Stadium.

Playing before a Beef Bowl crowd of 19,213, the Jackrabbits improved to 3-0 overall and ran their home winning streak to 31 games. Drake, the two-time defending Pioneer League champion, fell to 1-1 on the season.

Drake needed only five plays to score the first points of the night. Quarterback Xavier Washington scrambled for 14 yards and Jaden Meizinger ran for another 21 yards before Washington found Hank Foley open over the middle for a 31-yard touchdown 3 minutes and 7 seconds into the contest.

The Jackrabbits gained the lead with touchdowns 35 seconds apart later in the first quarter. Following a short punt that placed the ball at the Drake 40, the Jackrabbits were aided by a pass interference penalty on the first play of the drive and scored three plays later when Alex Bullock caught a pass from Chase Mason in the left flat and scored from 9 yards out.

SDSU linebacker Joe Ollman came up with a strip sack on the first play of the ensuing drive, with Dawson Ripperda falling on the loose ball at the Bulldog 19. This time, the Jackrabbits needed only two plays to find the end zone as Loughridge followed his blockers for a 15-yard touchdown run

A 41-yard field goal by Harry Balke on the first snap of the second quarter pulled Drake to within 14-10, but the Jackrabbits extended their lead to 21-10 on a 2-yard touchdown run nearly seven minutes later by Basinger that capped a 12-play, 66-yard drive.

Loughridge scored his second touchdown of the night on a 4-yard run to finish off the first drive of the third quarter.

Drake stuck around behind the play of backup quarterback Logan Inagawa, who ran for a 3-yard touchdown midway through the third quarter, then tossed a two-point conversion to Nick Herman that cut the deficit to 28-18.

SDSU responded with the next 10 points to put the game out of reach. Following an interception by Noah Thompson, freshman kicker Ryan Harrington connected on his first collegiate field goal — a 39-yarder with under two minutes to play in the third quarter.

The Jackrabbits strung together a 10-play, 59-yard drive in the fourth quarter for their final scoring drive of the night. Blair ended the march with a 5-yard touchdown run as he ended the night with 50 yards on six carries.

A balanced SDSU offense ended the game with a 436-295 advantage in total yards gaining 225 yards through the air and 211 on the ground on a night in which the Jackrabbits never punted. Mason completed 18-of-25 passes, with Lofton O'Groske tallying a game-high six catches for 78 yards and Bullock adding five receptions for 39 yards and his first touchdown as a Jackrabbit.

Inagawa ended the night 15-of-25 passing for 140 yards and also was Drake's leading rusher with 58 yards on 14 carries. Jackson Voth led Bulldog receivers with five catches for 37 yards.

Cullen McShane paced the Jackrabbit defense with nine tackles, followed by Ollman with seven stops, including two sacks. Chase Van Tol and Logan Green also registered sacks for SDSU.

For Drake, Benjamin Wilson recorded a game-high 10 tackles.



Julius Loughridge led the South Dakota State ground game with touchdown runs of 15 and 4 yards in a Sept. 13 Beef Bowl victory over Drake.

SCORE BY QUARTERS	1	2	3	4	FINAL
Drake (1-1)	7	3	8	3	21
South Dakota State (1-0)	14	7	10	6	37

SCORING SUMMARY

1st	12:53	DU	— Hank Foley 31 yd pass from Xavier Washington (Harry Balke kick)
1st	6:34	SDSU	— Alex Bullock 9 yd pass from Chase Mason (Eli Stader kick)
1st	5:59	SDSU	— Julius Loughridge 15 yd run (Stader kick)
2nd	14:56	DU	— Balke 41 yd field goal
2nd	8:09	SDSU	— James Basinger 2 yd run (Stader kick)
3rd	11:09	SDSU	— Loughridge 4 yd run (Stader kick)
3rd	7:28	DU	— Logan Inagawa 3 yd run (Nick Herman pass from Inagawa)
3rd	1:57	SDSU	— Ryan Harrington 39 yd field goal
4th	8:10	SDSU	— Corey Blair Jr. 5 yd run (pass failed)
4th	00:04	DU	— Balke 24 yd field goal

TEAM STATISTICS	DU	SDSU
FIRST DOWNS	18	23
RUSHES-YARDS (NET)	32-121	43-211
PASSING YDS (NET)	174	225
Passes Att-Comp-Int	29-18-1	25-18-0
TOTAL OFFENSE PLAYS-YARDS	61-295	68-436
Punt Returns-Yards	0-0	1-22
Kickoff Returns-Yards	0-0	3-43
Interception Returns-Yards	0-0	1-0
Punts (Number-Avg)	4-35.2	0-0
Fumbles-Lost	1-1	1-0
Penalties-Yards	3-25	7-68
Possession Time	27:30	32:30
Third-Down Conversions	4 of 13	3 of 9
Fourth-Down Conversions	1 of 1	1 of 4
Red-Zone Scores-Chances	2-2	6-8
Sacks By: Number-Yards	0-0	4-22

RUSHING LEADERS: DU - Logan Inagawa 14-58; Jaden Meizinger 8-29; Nick Herman 2-19; Xavier Washington 3-7. SDSU - Julius Loughridge 20-83; Chase Mason 8-51; Corey Blair Jr. 6-50; James Basinger 6-20; Lofton O'Groske 1-8. **PASSING LEADERS:** DU - Logan Inagawa 15-25-1 140; Xavier Washington 3-4-0 34. SDSU - Chase Mason 18-25-0 225. **RECEIVING LEADERS:** DU - Jackson Voth 5-37; Taj Hughes 4-33; Hank Foley 3-54; Cooper Haswell 2-32. SDSU - Lofton O'Groske 6-78; Alex Bullock 5-39; Graham Goering 3-65; Grettyon Gannon 2-18; Jack Smith 1-20; Corey Blair Jr. 1-5. **INTERCEPTIONS:** DU - none. SDSU - Noah Thompson 1-0. **SACKS:** DU - none. SDSU - Joe Ollman 2.0-15; Logan Green 1.0-6; Chase Van Tol 1.0-1. **TACKLE LEADERS (UA-A-TOT):** DU - Benjamin Wilson 5-5-10; Sean Allison 4-4-8; J.R. Flood 4-3-7; Isaiah Bragg 6-0-6; Tommy Williams 3-2-5; Jack Ward 3-2-5. SDSU - Cullen McShane 5-4-9; Joe Ollman 3-4-7; Chase Van Tol 4-1-5; Isaiah Johnson 3-1-4; Kobe Clayborne 3-1-4.

GAME 4 RECAP

#2/2 SDSU 51, MERCYHURST 7

Sept. 27, 2025 • Dana J. Dykhouse Stadium (Att.: 19,034)

South Dakota State scored on all nine of its possessions to roll past Mercyhurst, 51-7, Sept. 27 in the annual Dairy Drive at Dana J. Dykhouse Stadium.

In completing the nonconference slate undefeated at 4-0, the second-ranked Jackrabbits ran their home winning streak to 32 games. Mercyhurst dropped to 1-4 on the season.

After opening the scoring with a 36-yard field goal by Eli Stader on the opening drive of the game, the Jackrabbits pushed their lead to 17-0 before the end of the first quarter with a pair of touchdowns through the air 24 seconds apart. First, Chase Mason hooked up with Alex Bullock for a 28-yard score, and after a Myles Taylor interception, SDSU needed only one play to find the end zone again on a 19-yard catch and run by Lofton O'Groske.

Mercyhurst answered with its longest drive of the day, an 11-play, 75-yard march that ended with a 22-yard touchdown pass from Adam Urena to Evan Van Dyke.

From there, it was all Jackrabbits. Stader closed out the first half with field goals of 25 and 28 yards for a 23-7 advantage and all four SDSU drives in the second half resulted in touchdowns.

Mason tied a career high with his third touchdown pass of the game early in the third quarter, an 18-yard strike to Jack Smith. Mason would end the game 21-of-29 passing for a career-best 321 yards.

The remainder of the Jackrabbit scoring came on the ground as freshman James Basinger found paydirt twice from a yard out around a 5-yard touchdown run by Brenden Begeman. Backup quarterback Luke Marble directed the final Jackrabbit scoring drive, completing all three of his pass attempts for 22 yards.

SDSU finished with a 469-154 advantage in total offense. Graham Goering tallied career highs of seven receptions and 101 yards, with Bullock adding 75 yards on six catches. Basinger topped the rushing attack with 53 yards on 15 carries and added three receptions for 32 yards.

Urena completed 12-of-18 passes for 103 yards, but was picked off twice. Van Dyke notched five catches for 62 yards.

Isaiah Johnson led the Jackrabbit defense with four tackles. Braylon Beckwith registered a game-high nine tackles for the Lakers.

SCORE BY QUARTERS	1	2	3	4	FINAL
Mercyhurst (1-4)	0	7	0	0	7
South Dakota State (4-0)	17	6	14	14	51

SCORING SUMMARY

1st	10:03	SDSU	— Eli Stader 36 yd field goal
1st	4:20	SDSU	— Alex Bullock 28 yd pass from Chase Mason (Stader kick)
1st	3:56	SDSU	— Lofton O'Groske 19 yd pass from Mason (Stader kick)
2nd	13:38	MU	— Evan Van Dyke 22 yd pass from Adam Urena (Max Young kick)
2nd	5:12	SDSU	— Stader 25 yd field goal
2nd	00:00	SDSU	— Stader 28 yd field goal



Myles Taylor's interception and 27-yard return set up the Jackrabbits' second touchdown in a 24-second span late in a 17-point first quarter Sept. 27 against Mercyhurst.

3rd	9:59	SDSU	— Jack Smith 18 yd pass from Mason (Stader kick)
3rd	4:23	SDSU	— James Basinger 1 yd run (Stader kick)
4th	12:48	SDSU	— Brenden Begeman 5 yd run (Stader kick)
4th	1:55	SDSU	— Basinger 1 yd run (Stader kick)

TEAM STATISTICS	MU	SDSU
FIRST DOWNS	9	26
RUSHES-YARDS (NET)	20-41	37-126
PASSING YDS (NET)	113	343
Passes Att-Comp-Int	20-13-2	32-24-0
TOTAL OFFENSE PLAYS-YARDS	40-154	69-469
Punt Returns-Yards	0-0	1-6
Kickoff Returns-Yards	7-118	2-53
Interception Returns-Yards	0-0	2-51
Punts (Number-Avg)	5-34.6	0-0
Fumbles-Lost	0-0	1-0
Penalties-Yards	8-55	8-60
Possession Time	23:13	36:47
Third-Down Conversions	3 of 10	9 of 13
Fourth-Down Conversions	1 of 1	1 of 1
Red-Zone Scores-Chances	0-0	8-8
Sacks By: Number-Yards	0-0	3-13

RUSHING LEADERS: MU - Brian Trobel 9-22; Jonny Askey 3-15; Ayron Rodriguez 1-5; Jameir Gamble 2-2. SDSU - James Basinger 15-53; Julius Loughridge 11-33; Brenden Begeman 5-25; Chase Mason 5-8; Luke Marble 1-7. **PASSING LEADERS:** MU - Adam Urena 12-18-2 103; Alex Gevaudan 1-1-0 10; Joe Kerbacher 0-1-0 0. SDSU - Chase Mason 21-29-0 321; Luke Marble 3-3-0 22. **RECEIVING LEADERS:** MU - Evan Van Dyke 5-62; Dylan Evans 3-25; Braydon Black 2-13. SDSU - Graham Goering 7-101; Alex Bullock 6-75; Jack Smith 3-51; James Basinger 3-32; Isaiah Garcia-Castaneda 2-30; Lofton O'Groske 2-25; Sammy Dresie 1-29. **INTERCEPTIONS:** MU - none. SDSU - Myles Taylor 1-27; Jayden Oliver 1-24. **SACKS:** MU - none. SDSU - Kobe Clayborne 1.0-6; Noah St-Juste 1.0-5; Logan Green 0.5-1; Dawson Ripperda 0.5-1. **TACKLE LEADERS (UA-A-TOT):** MU - Braylon Beckwith 2-7-9; Timmy Fleischood Jr. 2-6-8; Cedric Carter 2-5-7; Elijah Binakonsky 1-4-5. SDSU - Isaiah Johnson 3-1-4; Myles Green 2-1-3; Jalen B. Lee 2-1-3; Joe Ollman 2-1-3; Kytan Fyfe 1-2-3; Mac Muller 1-2-3; Cullen McShane 0-3-3.

#2/2 SDSU 35, #18/24 YOUNGSTOWN STATE 30

Oct. 4, 2025 • Stambaugh Stadium (Att.: 11,068)

YOUNGSTOWN, Ohio — Second-ranked South Dakota State blitzed Youngstown State with 21 points in the third quarter, overcoming a 10-point halftime deficit and coming away with a 35-30 victory in the Missouri Valley Football Conference opener for both teams Oct. 4 at Stambaugh Stadium.

Behind four second-half touchdowns by running back Julius Loughridge, the Jackrabbits improved to 5-0 overall. YSU, ranked 18th by the Football Championship Subdivision coaches and 24th in the Stats Perform media poll, dropped to 3-2 overall.

After forcing a three-and-out on the opening drive of the second half, the Jackrabbits needed only two plays to draw to within 17-14. On the first play of the drive, Mason went up top to Alex Bullock for a 51-yard pass play and Julius Loughridge carried in from 3 yards on the ensuing play.

YSU's 43-yard field goal attempt on the next possession sailed wide right and the Jackrabbits went back to work on the offensive end to take the lead with their second scoring drive of the quarter. That drive followed much of the same recipe as Mason connected with Bullock deep over the middle for a 38-yard gain and Loughridge stutter-stepped his way around left end two plays later for a 14-yard touchdown run.

Bullock picked up much of the slack in the absence of leading receiver Lofton O'Groske by recording 10 catches for 162 yards.

Loughridge scored his third touchdown of the quarter on a 2-yard run with 2 minutes and 18 seconds remaining in the stanza. He accounted for all 57 yards on the drive, including gains of 23 and 27 yards, as he finished the third quarter with 93 yards on 11 attempts.

The Penguins made it a one-score game early in the fourth quarter as Brungard hit Max Tomczak for a 29-yard touchdown pass. YSU had a chance to take the lead after getting the ball back at its own 13 with 6:49 remaining, but the SDSU defense came up with a much-needed stop and then put the ball back in the hands of Loughridge for a game-sealing drive.

Once again Loughridge did all the heavy lifting as he picked up yards in chunks before bursting through the line one final time for a 24-yard touchdown run. The Houston native ended the night with 176 yards on 25 carries.

YSU again made it a one-score game with 38 seconds remaining on a Brungard-to-Tomczak touchdown for the third time on the night, this time from 2 yards out. The two-point try was broken up and the Penguins' attempt at an onside kick rolled out of bounds, allowing SDSU to gain possession and run out the clock.

Youngstown State grabbed the early lead after taking advantage of a short field after the Jackrabbits failed on a fourth-down attempt near field on the opening drive of the game. Quarterback Beau Brungard found Tomczak behind the Jackrabbit defense for a 23-yard touchdown pass.

The Penguins pushed their advantage to 14-0 with a 15-play, 80-yard touchdown drive that ended with a 4-yard touchdown run by Brungard. The YSU quarterback ended the night 29-of-44 passing for 275 yards and also led the Penguins with 130 rushing yards on 22 carries.

SDSU got on the board with its longest scoring drive in terms of yards later in the second quarter. Mason ran for 34 yards to get the Jackrabbits across midfield, then found tight end Greyton Gannon open for a 4-yard touchdown pass that capped a nine-play, 90-yard march.

The momentum was short-lived, however, as Brungard broke two tackles on a 74-yard run to the Jackrabbit 8 to jump-start the next Penguin drive. However, the SDSU defense held, limiting YSU to a 29-yard field goal by Andrew Lastovka that made the score 17-7 going into halftime.



Alex Bullock caught 10 passes for 162 yards, with two of his catches covering 51 and 38 yards to set up a pair of third-quarter touchdowns in SDSU's 35-30 road victory.

YSU finished with a 431-400 advantage in total offense, with Tomczak catching eight passes for 92 yards.

Mason completed 14-of-30 passes for 180 yards and picked up another 40 yards on the ground on five attempts.

Cullen McShane led the Jackrabbit defense with a game-high 12 tackles, followed by fellow linebackers Chase Van Tol with eight tackles and Joe Ollman with seven stops. Ollman also recorded a sack.

SCORE BY QUARTERS	1	2	3	4	FINAL
South Dakota State (5-0, 1-0)	0	7	21	7	35
Youngstown State (3-2, 0-1)	7	10	0	13	30

SCORING SUMMARY

1st	11:52	YSU — Max Tomczak 23 yd pass from Beau Brungard (Andrew Lastovka kick)
2nd	14:00	YSU — Brungard 4 yd run (Lastovka kick)
2nd	4:58	SDSU — Greyton Gannon 4 yd pass from Chase Mason (Eli Stader kick)
2nd	2:23	YSU — Lastovka 29 yd field goal
3rd	12:50	SDSU — Julius Loughridge 3 yd run (Stader kick)
3rd	5:54	SDSU — Loughridge 14 yd run (Stader kick)
3rd	2:18	SDSU — Loughridge 2 yd run (Stader kick)
4th	10:31	YSU — Tomczak 29 yd pass from Brungard (Lastovka kick)
4th	3:17	SDSU — Loughridge 24 yd run (Stader kick)
4th	00:38	YSU — Tomczak 2 yd pass from Brungard (pass failed)

TEAM STATISTICS

	SDSU	YSU
FIRST DOWNS	20	25
RUSHES-YARDS (NET)	40-211	29-156
PASSING YDS (NET)	189	275
Passes Att-Comp-Int	30-14-1	44-29-0
TOTAL OFFENSE PLAYS-YARDS	70-400	73-431
Punt Returns-Yards	1-15	1-1
Kickoff Returns-Yards	1-0	3-57
Interception Returns-Yards	0-0	0-0
Punts (Number-Avg)	4-49.8	6-42.3
Fumbles-Lost	0-0	1-1
Penalties-Yards	7-43	7-60
Possession Time	29:25	30:35
Third-Down Conversions	6 of 14	4 of 13
Fourth-Down Conversions	0 of 2	1 of 1
Red-Zone Scores-Chances	4-4	3-3
Sacks By: Number-Yards	3-31	1-4

RUSHING LEADERS: SDSU - Julius Loughridge 25-176; Chase Mason 5-40; Andrew Gustad 3-7. YSU - Beau Brungard 22-130; Ethan Wright 2-24; Jaden Gilbert 2-6. **PASSING LEADERS:** SDSU - Chase Mason 14-30-1 189. YSU - Beau Brungard 29-44-0 275. **RECEIVING LEADERS:** SDSU - Alex Bullock 10-162; Greyton Gannon 2-9; Graham Goering 1-10; Jack Smith 1-8. YSU - Max Tomczak 8-92; Kylon Wilson 6-31; Jaden Gilbert 4-32; Ethan Wright 3-35; Micheal Manna 3-18.

INTERCEPTIONS: SDSU - none. YSU - none. **SACKS:** SDSU - Dawson Ripperda 1.0-15; Joe Ollman 1.0-10; Aaron Wolfcale-Holsten 1.0-6. YSU - Parker Jacobs 1.0-4. **TACKLE LEADERS (UA-A-TOT):** SDSU - Cullen McShane 7-5-12; Chase Van Tol 8-0-8; Joe Ollman 2-5-7; Jalen Lee 4-2-6; Noah St-Juste 5-0-5. YSU - D.J. Harris 7-3-10; Collin Vaughn 2-5-7; Carston Marshall 0-5-5; Justin Wimpye 5-0-5; Preston Zandier 2-3-5.

#2/2 SDSU 31, NORTHERN IOWA 3

Oct. 11, 2025 • Dana J. Dykhouse Stadium (Att.: 19,342)

South Dakota State forced five turnovers in once again holding Northern Iowa out of the end zone and quarterback Chase Mason accounted for all four Jackrabbit touchdowns in a 31-3 Hobo Day victory Oct. 11 at Dana J. Dykhouse Stadium.

In playing before a season-high crowd of 19,342, the second-ranked Jackrabbits improved to 6-0 overall and 2-0 in the Missouri Valley Football Conference. SDSU also extended its home winning streak to 33 games. UNI dropped to 2-4 overall and 0-2 in league play.

Mason scored on a pair of 2-yard runs in the first half. His first touchdown capped a seven-play, 37-yard drive following the first of four Jackrabbit interceptions on the day as Isaiah Johnson picked off a Matthew Schecklman pass to give SDSU a short field.

After UNI put up what would be its only points of the game on a 30-yard field goal by Max Bartachek, the Jackrabbits answered with their second scoring drive of the game. Julius Loughridge broke off runs of 27 and 20 yards before Mason plunged in again from 2 yards out with 2 minutes and 2 seconds remaining in the first half.

SDSU had a chance to put more points on the board late in the second quarter when Cullen McShane punched the ball loose near midfield and fellow linebacker Joe Ollman recovered. However, the Jackrabbits missed their second field goal attempt of the day as a 45-yarder into a gusty southerly wind came up short.

The start of the third quarter was full of twists and turns, starting when UNI forced a three-and-out and blocked a Jackrabbit punt, recovering at the SDSU 12. The SDSU defense came up with a quick response when backup quarterback Aidan Dunne entered the game as a running back and lofted a pass to the right corner of the end zone that was picked off by Jalen Lee.

Chase Van Tol added an interception later in the third quarter for SDSU, but the Jackrabbit offense again stalled and turned the ball over on downs.

After the second UNI punt of the third quarter, the Jackrabbits were finally able to add to their lead by turning to the air. Grahm Goering caught passes for 12 and 16 yards before Mason found Greyton Gannon for catches and runs of 26 and 22 yards, the last of which went for a touchdown.

Mason connected with another tight end for the final Jackrabbit touchdown of the day as he lofted a pass over a UNI defender into the left flat to Andrew Gustad for an 11-yard score early in the fourth quarter.

SDSU tacked on a 30-yard field goal by Eli Stader on its next drive to close out the scoring and freshman Myles Green notched the Jackrabbits' fourth and final interception in UNI territory to keep the Panthers out of the end zone for the third consecutive game in the series.

Mason ended the afternoon 19-of-31 passing for 251 yards. Alex Bullock caught five passes for 82 yards, followed by Goering and Jack Smith each with four receptions for 51 and 36 yards, respectively.

SDSU finished with a 382-221 advantage in total offense. Loughridge led the ground game with 76 yards on 19 carries.

For UNI, Schecklman was 12-for-20 passing for 125 yards. Bill Jackson led the Panthers with 10 carries for 29 yards, as well as five receptions for 42 yards.

Ollman paced the Jackrabbit defense with eight tackles, followed by six by McShane. Van Tol stuffed the defensive stat sheet with four total tackles, including two sacks, and an interception.



A swarming South Dakota State defense kept Northern Iowa out of the end zone and forced five turnovers in a 31-3 Jackrabbit victory on Hobo Day.

Kolben Miller, Ryan Crandall and Tucker Langenberg all registered 10 stops for UNI.

SCORE BY QUARTERS	1	2	3	4	FINAL
Northern Iowa (2-4, 0-2)	0	3	0	0	3
South Dakota State (6-0, 2-0)	7	7	7	10	31

SCORING SUMMARY

1st	4:31	SDSU	– Chase Mason 2 yd run (Eli Stader kick)
2nd	4:23	UNI	– Max Bartachek 30 yd field goal
2nd	2:02	SDSU	– Mason 2 yd run (Stader kick)
3rd	1:14	SDSU	– Greyton Gannon 22 yd pass from Mason (Stader kick)
4th	11:06	SDSU	– Andrew Gustad 11 yd pass from Mason (Stader kick)
4th	3:58	SDSU	– Stader 30 yd field goal

TEAM STATISTICS

	UNI	SDSU
FIRST DOWNS	14	24
RUSHES-YARDS (NET)	30-78	39-120
PASSING YDS (NET)	143	262
Passes Att-Comp-Int	27-14-4	33-20-0
TOTAL OFFENSE PLAYS-YARDS	57-221	72-382
Punt Returns-Yards	3-29	0-0
Kickoff Returns-Yards	0-0	0-0
Interception Returns-Yards	0-0	4-37
Punts (Number-Avg)	4-36.8	5-36.4
Fumbles-Lost	2-1	0-0
Penalties-Yards	5-49	8-85
Possession Time	28:01	31:59
Third-Down Conversions	2 of 11	5 of 14
Fourth-Down Conversions	1 of 3	0 of 1
Red-Zone Scores-Chances	1-3	4-6
Sacks By: Number-Yards	3-19	2-8

RUSHING LEADERS: UNI - Bill Jackson 10-29; Matthew Schecklman 8-19; Jaxon Dailey 4-17; Harrison Bey-Buie 6-14. SDSU - Julius Loughridge 19-76; James Basinger 10-37; Jack Smith 1-9; Andrew Gustad 1-4; Chase Mason 7-(-2); Alex Bullock 1-(-4). **PASSING LEADERS:** UNI - Matthew Schecklman 12-20-2 125; Aidan Dunne 2-6-1 18; Jaxon Dailey 0-1-1 0. SDSU - Chase Mason 19-31-0 251; Luke Marble 1-2-0 11. **RECEIVING LEADERS:** UNI - Bill Jackson 5-42; Tysen Kershaw 2-48; J.C. Roque Jr. 2-21; Derek Anderson 2-14; Harris Bey-Buie 1-8; Ayden Price 1-7; Kaden Amigon-Suiter 1-3. SDSU - Alex Bullock 5-82; Grahm Goering 4-51; Jack Smith 4-36; Greyton Gannon 2-48; James Basinger 2-15; Sammy Dresie 1-13; Andrew Gustad 1-11; David Alpers 1-6. **INTERCEPTIONS:** UNI - none. SDSU - Chase Van Tol 1-29; Isaiah Johnson 1-8; Myles Green 1-0; Jalen Lee 1-0. **SACKS:** UNI - Ryan Crandall 1.0-11; Kolben Miller 1.0-3; Jaylen Pettus 0.5-3; Tucker Langenberg 0.5-2. SDSU - Chase Van Tol 2.0-8. **TACKLE LEADERS (UA-A-TOT):** UNI - Ryan Crandall 6-4-10; Tucker Langenberg 5-5-10; Kolben Miller 7-3-10; Jordan McClom 3-3-6; Jaylen Pettus 1-4-5. SDSU - Joe Ollman 6-2-8; Cullen McShane 4-2-6; Chase Van Tol 2-2-4; Isaiah Johnson 3-0-3; Dontay Johnson 3-0-3; Noah Thompson 3-0-3; Dawson Ripperda 0-3-3.

#2/2 SDSU 35, MURRAY STATE 14

Oct. 18, 2025 • Roy Stewart Stadium (Att.: 6,746)

MURRAY, Ky. — Redshirt freshman Luke Marble and Jack Smith connected on two touchdown passes and the South Dakota State defense came up with five stops deep in its own territory as the second-ranked Jackrabbits pulled away for a 35-14 victory over an upstart Murray State squad Oct. 18 at Roy Stewart Stadium.

With the win, the Jackrabbits improved to 7-0 overall and 3-0 in the Missouri Valley Football Conference. Murray State remained winless, falling to 0-7 and 0-3, respectively.

Marble entered the game after the Jackrabbits' starting quarterback, Chase Mason, was injured on SDSU's initial drive of the game. Mason hobbled off the field after ending a 14-play, 82-yard drive with a 6-yard touchdown run.

The first Jackrabbit scoring drive came after SDSU took over at its own 18-yard line after the first of two Jalen Lee interceptions on the day.

Murray State would answer with a 65-yard touchdown pass from Jim Ogle to Darius Cannon late in the first quarter, but Marble and the Jackrabbits would take the lead for good early in the second quarter. On the first play of the go-ahead drive, Marble fired a pass into a stiff breeze that was hauled in by Alex Bullock for a 43-yard gain to the MSU 45. Five plays later, Marble found Smith in the left flat for a 10-yard touchdown.

MSU appeared to be on the verge of re-tying the game late in the first half, but SDSU middle linebacker Joe Ollman made a diving interception in the back of the end zone to keep the Jackrabbits in the lead at 14-7.

SDSU extended its lead to 21-7 on the opening possession of the second half when Marble found Smith wide open along the left sideline. The Jackrabbit wide receiver again made a man miss as he slipped through a would-be tackle on his way to the end zone for a 46-yard touchdown.

The Racers were again on the doorstep on the ensuing possession, but were turned back on downs after getting as close as the Jackrabbit 4-yard line. A sack by Dawson Ripperda on fourth down kept the SDSU advantage at 14 points.

The Jackrabbits turned to freshman running back Josiah Johnson as the third quarter flipped to the fourth. In his first offensive series of the season, the Milwaukee native carried on eight of nine plays of the drive for 46 yards, including the final yard of a four-minute drive, for his first collegiate touchdown.

SDSU continued to grind away down the stretch as all 20 of the Jackrabbits' offensive plays in the final stanza were rushing attempts. For the game, the Jackrabbits ran 52 times for 211 yards with Julius Loughridge leading the way with 88 yards on 25 carries. Johnson ended the afternoon with 10 carries for 58 yards and James Basinger added 32 yards on six carries, including a 6-yard touchdown run to cap the scoring after Murray State scored on a 60-yard screen pass from Ogle to Jordan Washington.

Interceptions by Lee and Jayden Oliver — one at the SDSU 15 and the other in the end zone — on the final two Racer possessions sealed the Jackrabbit victory.

SDSU ended the game with a 469-439 advantage in total offense and racked up 35 minutes and 55 seconds in time of possession. Marble completed 13-of-21 passes for 189 yards while Mason was 5-of-6 for 69 yards in his limited action. Bullock tallied six receptions for 99 yards — all in the first half — and Smith contributed five catches for 91 yards to go along with his two touchdowns.



Jalen Lee recorded two of South Dakota State's four interceptions on the day to help lead the Jackrabbits to a 35-14 road win at Murray State.

For Murray State, Ogle completed 20-of-32 passes for 327 yards, with Cannon catching five balls for an even 100 yards. Washington led the Racers' rushing attack with 56 yards on 13 carries.

Chase Van Tol led the Jackrabbit defense with eight tackles, followed by Lee with six stops.

Conlee Crossno led all players with 12 tackles for Murray State.

SCORE BY QUARTERS	1	2	3	4	FINAL
South Dakota State (7-0, 3-0)	7	7	7	14	35
Murray State (0-7, 0-3)	7	0	0	7	14

SCORING SUMMARY

1st	5:51	SDSU	— Chase Mason 6 yd run (Eli Stader kick)
1st	3:06	MUR	— Darius Cannon 65 yd pass from Jim Ogle (J. Tannehill kick)
2nd	7:14	SDSU	— Jack Smith 10 yd pass from Luke Marble (Stader kick)
3rd	13:49	SDSU	— Smith 46 yd pass from Marble (Stader kick)
4th	13:15	SDSU	— Josiah Johnson 1 yd run (Stader kick)
4th	12:10	MUR	— Jordan Washington 60 yd pass from Ogle (Tannehill kick)
4th	6:12	SDSU	— James Basinger 6 yd run (Stader kick)

TEAM STATISTICS	SDSU	MUR
FIRST DOWNS	25	20
RUSHES-YARDS (NET)	52-211	28-111
PASSING YDS (NET)	258	327
Passes Att-Comp-Int	27-18-1	32-20-4
TOTAL OFFENSE PLAYS-YARDS	79-469	60-438
Punt Returns-Yards	1-4	0-0
Kickoff Returns-Yards	1-14	1-1
Interception Returns-Yards	4-0	1-21
Punts (Number-Avg)	6-54.0	6-46.8
Fumbles-Lost	1-0	1-0
Penalties-Yards	5-41	3-25
Possession Time	35:55	24:05
Third-Down Conversions	8 of 15	3 of 11
Fourth-Down Conversions	0 of 0	0 of 1
Red-Zone Scores-Chances	4-4	0-3
Sacks By: Number-Yards	2-10	0-0

RUSHING LEADERS: SDSU - Julius Loughridge 25-88; Josiah Johnson 10-58; James Basinger 6-32; Luke Marble 5-18; Corey Blair Jr. 2-13; Chase Mason 3-4. MUR - Jordan Washington 13-56; Tyrell Campbell 6-29; Jim Ogle 6-20; Darius Cannon 2-6; Baxter Wright 1-0. **PASSING LEADERS:** SDSU - Luke Marble 13-21-1 189; Chase Mason 5-6-0 69. MUR - Jim Ogle 20-32-4 327.

RECEIVING LEADERS: SDSU - Alex Bullock 6-99; Jack Smith 5-91; Grahm Goergin 3-35; Greyton Gannon 2-22; Corey Blair Jr. 1-9; Julius Loughridge 1-2. MUR - MDarius Cannon 5-10; J'Kalon Carter 3-31; Jordan Washington 2-68; Ty Brown 2-32; Trace Corum 2-25; Lucas Desjardins 2-13.

INTERCEPTIONS: SDSU - Jalen Lee 2-0; Jayden Oliver 1-0; Joe Ollman 1-0. MUR - Dylan Rowsey 1-21. **SACKS:** SDSU - Dawson Ripperda 1.0-8; Cullen McShane 1.0-2. MUR - none. **TACKLE LEADERS (UA-A-TOT):** SDSU - Chase Van Tol 7-1-8; Jalen Lee 4-2-6; Joe Ollman 3-1-4; Koby Bretz 3-1-4. MUR - Conlee Crossno 6-6-12; Shadon Shannon 7-3-10; Dylan Rowsey 6-2-8; Rett Hemphill 6-1-7.

GAME 8 RECAP

#1/1 NORTH DAKOTA STATE 38, #2/2 SOUTH DAKOTA STATE 7

Oct. 25, 2025 • Dana J. Dykhouse Stadium (Att.: 19,477)

North Dakota State quarterback Cole Payton rushed for four touchdowns and racked up 380 yards of total offense to lead the top-ranked Bison to a 38-7 victory over South Dakota State in the annual Dakota Marker game before a Dana J. Dykhouse Stadium record crowd of 19,477.

In retaining the Dakota Marker, NDSU improved to 8-0 overall and 5-0 in the Missouri Valley Football Conference. The second-ranked Jackrabbits suffered their first loss of the season, falling to 7-1 overall and 3-1 in league play. The loss also snapped SDSU's 33-game home winning streak that dated back to the 2021 season.

Playing without starting quarterback Chase Mason, who was injured last week at Murray State, SDSU was held without a first down until early in the second quarter. All three Jackrabbit drives of the opening stanza resulted in three-and-outs and a total of two yards.

The Bison, meanwhile, clicked on all cylinders throughout the first 20 minutes of the game as they scored touchdowns on each of their first three possessions. NDSU strung together a 16-play, 84-yard drive that consumed nine minutes the first time it held the ball, ending the march with 1-yard touchdown run by Payton.

Payton would score from 2 yards out with 16 seconds remaining in the first quarter and Barika Kpeenu added a 2-yard touchdown run to complete a seven-play, 68-yard drive early in the second quarter to push the lead to 21-7.

After the Jackrabbit defense came up with its first stop of the night, SDSU turned a short field after a Bison punt into the wind into its only points of the night. The Jackrabbits turned to some trickery on the first play of the drive as wide receiver Isaiah Garcia-Castaneda threw a pass on an end-around to Lofton O'Groske on the right-side numbers for 26 yards. On the next play, quarterback Luke Marble tossed a pass to the other side of the field for a 17-yard touchdown pass.

SDSU's attempt to seize more of the momentum was thwarted, however, when Payton completed a pass to Bryce Lance for 10 yards on third-and-8, then rambled 57 yards down the left side for his third touchdown of the night.

A 43-yard field goal by Eli Ozick with a couple seconds remaining in the first half upped the NDSU lead to 31-7.

After a scoreless third quarter that included SDSU's Koby Bretz picking off a Payton pass at the goal line, Payton put the finishing touches on the night with a 47-yard touchdown run. He ended the game 18-of-23 passing for 243 yards and an additional 137 yards on 17 carries.

NDSU finished with a 500-166 advantage in total offense and accumulated 38 minutes in possession time. Lance recorded game highs on the receiving side with five catches for 103 yards.

Marble finished his first career start by completing 7-of-16 passes for 89 yards. Julius Loughridge tallied 38 rushing yards on 10 carries.

Cullen McShane registered a game-high 11 tackles for SDSU, followed by Jalen B. Lee and Kobe Clayborne each with career highs of nine stops.

For NDSU, Donovan Woolen paced the defensive effort with nine tackles.



Kobe Clayborne recorded one of three South Dakota State sacks and registered a career-high nine tackles in an Oct. 25 Dakota Marker matchup against North Dakota State.

SCORE BY QUARTERS	1	2	3	4	FINAL
North Dakota State (8-0, 5-0)	14	17	0	7	38
South Dakota State (7-1, 3-1)	0	7	0	0	7

SCORING SUMMARY

1st	5:11	NDSU	– Cole Payton 1 yd run (Eli Ozick kick)
1st	00:16	NDSU	– Payton 2 yd run (Ozick kick)
2nd	10:55	NDSU	– Barika Kpeenu 2 yd run (Ozick kick)
2nd	5:54	SDSU	– Lofton O'Groske 17 yd pass from Luke Marble (Eli Stader kick)
2nd	2:38	NDSU	– Payton 57 yd run (Ozick kick)
2nd	00:02	NDSU	– Ozick 43 yd field goal
4th	11:55	NDSU	– Payton 47 yd run (Ozick kick)

TEAM STATISTICS	NDSU	SDSU
FIRST DOWNS	24	11
RUSHES-YARDS (NET)	49-257	28-43
PASSING YDS (NET)	243	123
Passes Att-Comp-Int	24-18-1	19-9-0
TOTAL OFFENSE PLAYS-YARDS	73-500	47-166
Punt Returns-Yards	3-23	0-0
Kickoff Returns-Yards	2-48	5-91
Interception Returns-Yards	0-0	1-0
Punts (Number-Avg)	2-30.5	6-48.7
Fumbles-Lost	0-0	1-0
Penalties-Yards	6-55	4-23
Possession Time	38:01	21:59
Third-Down Conversions	9 of 16	3 of 11
Fourth-Down Conversions	3 of 3	0 of 2
Red-Zone Scores-Chances	3-3	1-1
Sacks By: Number-Yards	4-45	3-11

RUSHING LEADERS: NDSU - Cole Payton 17-137; Barika Kpeenu 13-39; Nathan Hayes 2-39; D.J. Scott 11-37; Owen Johnson 2-6; Cortez LeGrant 1-2. SDSU - Julius Loughridge 10-38; James Basinger 2-13; Lofton O'Groske 1-12; Josiah Johnson 3-6; Jack Henry 6-2; Luke Marble 6-(-28).

PASSING LEADERS: NDSU - Cole Payton 18-23-1 243. SDSU - Luke Marble 7-16-0 89; Isaiah Garcia-Castaneda 1-1-0 26; Jack Henry 1-2-0 8. **RECEIVING LEADERS:** NDSU - Bryce Lance 5-103; RaJa Nelson 4-43; Jackson Williams 3-41; Barika Kpeenu 3-14; Reis Kessel 2-37; Carson Williams 1-5. SDSU - Lofton O'Groske 2-43; Alex Bullock 2-17; Jack Smith 2-13; Graham Goering 1-28; James Basinger 1-19; Greyton Gannon 1-3. **INTERCEPTIONS:** NDSU - none. SDSU - Koby Bretz 1-0. **SACKS:** NDSU - Nathaniel Staehling 1.0-14; Logan Kopp 1.0-12; Anthony Chideme-Alfaro 1.0-10; Logan Larson 1.0-9. SDSU - Dawson Ripperda 1.0-5; Kobe Clayborne 1.0-4; Jace Sifore 1.0-2. **TACKLE LEADERS (UA-A-TOT):** NDSU - Donovan Woolen 6-3-9; Logan Kopp 3-3-6; Nathaniel Staehling 4-1-5; Anthony Chideme-Alfaro 2-2-4. SDSU - Cullen McShane 5-6-11; Jalen Lee 5-4-9; Kobe Clayborne 5-4-9; Joe Ollman 3-4-7; Isaiah Johnson 5-1-6; Koby Bretz 1-3-4.

GAME 9 RECAP

INDIANA STATE 24, #4/5 SOUTH DAKOTA STATE 12

Nov. 1, 2025 • Dana J. Dykhouse Stadium (Att.: 15,842)

Rashad Rochelle scored all three Indiana State touchdowns on a kickoff return and two on pass plays to lead the Sycamores to a 24-12 upset of South Dakota State Saturday afternoon at Dana J. Dykhouse Stadium.

Indiana State improved to 3-6 overall and picked up its first Missouri Valley Football Conference win of the season after four defeats. The Jackrabbits, who entered the game tied for fourth in the Stats Perform media rankings and fifth in the American Football Coaches Association poll, dropped their second game in a row to fall to 7-2 overall and 3-2 in league play.

SDSU took the opening kickoff and marched 50 yards on nine plays before tallying the first points of the contest on a 44-yard field goal by Eli Stader.

Rochelle quickly turned the tide in the Sycamores' favor as he faked a handoff on the ensuing kickoff before cutting up the left hash for a 95-yard touchdown.

The Sycamores added to their lead after forcing the first of three SDSU turnovers on the day. The Jackrabbits successfully executed a fake punt near midfield as punter Max Pelham lofted a pass downfield to Koby Bretz for a 28-yard gain, but Bretz was stripped of the football by Nic Yatsko, with Yatsko recovering at the INS 29. A combination of short passes and effective running by quarterback Keegan Patterson set up a 46-yard field goal by Sebastian Lopez in the first minute of the second quarter.

Stader answered with a 46-yard field goal of his own on the next Jackrabbit drive to pull SDSU within 10-6.

After forcing the Jackrabbits to turn the ball over on downs on their first possession of the second half, Indiana State pushed its lead to 17-6 with its longest scoring drive of the day. Patterson completed five of his pass attempts on the nine-play, 64-yard drive, the last of which to Rochelle covered 14 yards for a touchdown.

SDSU again made it a one-score game at the 8:36 mark of the fourth quarter with a 10-play, 81-yard scoring drive. Quarterback Luke Marble, who was again filling in for an injured Chase Mason, connected with Alex Bullock for a 26-yard gain on the first play of the drive, then hooked up again with Bullock on a 27-yard touchdown pass in the right corner of the end zone. The two-point attempt failed.

The Jackrabbit defense came up with a quick three-and-out to give the offense the ball back with just under eighth minutes remaining. After picking up a pair of first downs to enter INS territory, the SDSU drive again stalled and the Jackrabbits once again failed to convert on a fourth-down play.

Indiana State then came up with the dagger as Rochelle got open over the middle for a 57-yard touchdown pass from Patterson. Rochelle ended the afternoon with 179 all-purpose yards by way of his 95-yard kickoff return and 84 receiving yards on four catches.

Keshon Singleton added five catches for 40 yards for the Sycamores, while Patterson completed 15-of-25 passes for 188 yards and tallied a team-best 34 rushing yards on six attempts.

SDSU lost despite holding a 441-228 advantage in total offense and a season-best 41 minutes and 12 seconds in time of possession. Marble completed 17-of-29 passes for 181 yards, with Jack Henry finishing the game by connecting on 6-of-12 passes for 70 yards. Both quarterbacks were intercepted once as SDSU turned the ball over a season-high three times and went 0-for-5 on fourth-down attempts.

Josiah Johnson led the Jackrabbits in the rushing department with 75



Jack Smith recorded 136 all-purpose yards, including a career-long 50-yard kickoff return, versus Indiana State on Nov. 1.

yards on 14 carries. Fellow true freshman James Basinger gained 57 yards on 14 attempts.

Bullock led all receivers with seven catches for 107 yards.

Kimal Clark led all players with 15 tackles for Indiana State. Yatsko contributed 14 tackles, including two for loss.

For SDSU, Isaiah Johnson registered a team-high seven tackles, followed by six stops from Dontay Johnson.

SCORE BY QUARTERS	1	2	3	4	FINAL
Indiana State (3-6, 1-4)	7	3	7	7	24
South Dakota State (7-2, 3-2)	3	3	0	6	12

SCORING SUMMARY

1st	11:39	SDSU	-	Eli Stader 44 yd field goal
1st	11:25	INS	-	Rashad Rochelle 95 yd kickoff return (Sebastian Lopez kick)
2nd	14:19	INS	-	Lopez 46 yd field goal
2nd	9:27	SDSU	-	Stader 46 yd field goal
3rd	5:03	INS	-	Rochelle 14 yd pass from Keegan Patterson (Lopez kick)
4th	8:36	SDSU	-	Alex Bullock 27 yd pass from Luke Marble (run failed)
4th	3:06	INS	-	Rochelle 57 yd pass from Keegan Patterson (Lopez kick)

TEAM STATISTICS	INS	SDSU
FIRST DOWNS	9	26
RUSHES-YARDS (NET)	20-40	50-162
PASSING YDS (NET)	188	279
Passes Att-Comp-Int	25-15-0	42-24-2
TOTAL OFFENSE PLAYS-YARDS	45-228	92-441
Punt Returns-Yards	0-0	3-24
Kickoff Returns-Yards	1-95-1	5-136
Interception Returns-Yards	2-0	0-0
Punts (Number-Avg)	7-42.3	2-42.0
Fumbles-Lost	0-0	2-1
Penalties-Yards	2-10	4-41
Possession Time	18:48	41:12
Third-Down Conversions	3 of 11	10 of 19
Fourth-Down Conversions	0 of 0	0 of 5
Red-Zone Scores-Chances	1-1	0-1
Sacks By: Number-Yards	5-48	0-0

RUSHING LEADERS: INS - Keegan Patterson 6-34; Nick Osho 7-5; Plez Lawrence 2-4. SDSU - Josiah Johnson 14-75; James Basinger 14-57; Luke Marble 10-33; Alex Bullock 3-8; Julius Loughridge 3-5. **PASSING LEADERS:** INS - Keegan Patterson 15-25-0 188. SDSU - Luke Marble 17-29-1 181; Jack Henry 6-12-1 70; Max Pelham 1-1-0 28. **RECEIVING LEADERS:** INS - Keshon Singleton 5-40; Rashad Rochelle 4-84; Lance Reese 2-18. SDSU - Alex Bullock 7-107; Graham Goering 5-55; Greyton Gannon 4-37; Isaiah Garcia-Castaneda 3-30; Sammy Dresie 2-13; Koby Bretz 1-28; Jack Smith 1-8; James Basinger 1-1. **INTERCEPTIONS:** INS - C.J. Davis 1-0; Jorge Valdes 1-0. SDSU - none. **SACKS:** INS - Kaleb Harris 2.0-23; Kimal Clark, 1.0-12; Jayden Childers 1.0-9; Logan Wilson 1.0-4. SDSU - none. **TACKLE LEADERS (UA-A-TOT):** INS - Kimal Clark 7-8-15; Nic Yatsko 8-6-14; Drew Covington 4-4-8; Jorge Valdes 4-3-7; Ahmond Glass 3-3-6; Alex Rose 2-4-6. SDSU - Isaiah Johnson 5-2-7; Dontay Johnson 4-2-6; Joe Ollman 1-4-5; Cullen McShane 2-2-4; Kytan Fyfe 2-2-4.

#22/25 SOUTH DAKOTA 24, #8/9 SOUTH DAKOTA STATE 17

Nov. 8, 2025 • DakotaDome (Att.: 9,159)

VERMILLION — South Dakota running back L.J. Phillips Jr. rushed for 168 yards and two touchdowns, including a 32-yarder for the only points of the second half, as the Coyotes knocked off South Dakota State, 24-17, in the Interstate Series game Nov. 8 at the DakotaDome.

USD, ranked 22nd in the Stats Perform media poll and 24th by the American Football Coaches Association, improved to 7-4 overall and 5-2 in the Missouri Valley Football Conference. SDSU dropped its third straight game, falling to 7-3 overall and 3-3 in the MVFC. The Jackrabbits entered the game ranked eighth in the media poll and ninth by the coaches.

The Jackrabbits provided the opening salvo 11 seconds into the game as wide receiver Jack Smith lined up in the backfield and took a pitch through a seam on the right side and outraced the USD secondary down the sideline for a 75-yard touchdown run.

USD also found the end zone on its first possession, stringing together a 15-play, 70-yard drive in which the Coyotes extended the march by converting on fourth-and-3 from the Jackrabbit Phillips closed out the drive with a 10-yard touchdown run.

SDSU regained the lead on a 40-yard field goal by Eli Stader later in the first quarter, which was answered by a 34-yard field goal by the Coyotes' Will Leyland at the 4:14 mark of the second quarter. Smith hauled in a 28-yard pass from quarterback Jack Henry on a third-and-6 play that moved the ball into Coyote territory to set up the field goal.

The Coyotes came up with a quick strike of their own as they grabbed the lead for the first time late in the front half. After a personal foul against SDSU on the first play of a Coyote drive, Aidan Bouman found Lorenzo Fenner down the left side for a 37-yard gain before the duo hooked up a play later in the right corner of the end zone for a 19-yard touchdown with 1:03 to play in the first half.

Henry, who became the third SDSU starter at quarterback this season, ran the two-minute drill to near perfection to knot the game for a third time. The redshirt freshman who won two state championship games at the DakotaDome while playing at Dell Rapids High School, completed 5-of-6 passes over a 52-second span, three of which were completed to Alex Bullock. Henry's final pass of the drive covered 27 yards on a post route to Bullock with five seconds remaining in the half to make the score 17-all.

USD put together what would prove to be the game-winning drive on the first possession of the second half. Facing third-and-6 at the SDSU 32, Phillips took a handoff and knifed his way through the middle of the Jackrabbit defense for his second touchdown of the afternoon.

The Jackrabbits were unable to move the ball into USD territory on their two possessions of the third quarter, but were in position to tie the game early in the fourth quarter behind an 18-yard pass from Henry to Smith and a pair of first-down runs by Julius Loughridge that advanced the ball to the Coyote 23. The drive would end, however, when Henry's pass to the end zone was intercepted by Dejuan Lewis.

The SDSU defense came up with a much-needed stop to get the ball back at its own 41 with a few ticks under five minutes to play following a 24-yard punt return by Myles Taylor. Once again, the offense couldn't convert as the Jackrabbits turned the ball over on downs and USD was able to run out the clock when Phillips picked up two first downs on the ground.

USD finished with a 333-330 advantage in total offense. Bouman completed 14-of-21 passes for 158 yards, with Fenner catching four balls for 68 yards.



Jack Henry became the third Jackrabbit to start a game at quarterback this season and threw for 139 yards, including a 27-yard touchdown pass to Alex Bullock.

For the Jackrabbits, Smith ended the day with 197 all-purpose yards, including 82 on the ground after his opening touchdown. He also led the SDSU receiving corps with a career-high six catches for 61 yards.

Loughridge added 44 yards on 10 carries, with Henry ending the day 13-of-24 passing for 139 yards.

Joe Ollman led all players with eight tackles for SDSU, followed by Jalen Lee, Koby Bretz, Kytan Fyfe and Cullen McShane all with seven stops.

Gabriel Hardman and Roman Tillmon each registered seven tackles to lead USD.

SCORE BY QUARTERS	1	2	3	4	FINAL
South Dakota State (7-3, 3-3)	10	7	0	0	17
South Dakota (7-4, 5-2)	7	10	7	0	24

SCORING SUMMARY

1st	14:49	SDSU	—	Jack Smith 75 yd run (Eli Stader kick)
1st	8:24	USD	—	L.J. Phillips Jr. 10 yd run (Will Leyland kick)
1st	4:30	SDSU	—	Eli Stader 40 yd field goal
2nd	4:14	USD	—	Leyland 34 yd field goal
2nd	1:03	USD	—	Lorenzo Fenner 19 yd pass from Aidan Bouman (Leyland kick)
2nd	00:05	SDSU	—	Alex Bullock 27 yd pass from Jack Henry (Stader kick)
3rd	3:06	USD	—	Phillips 32 yd run (Leyland kick)

TEAM STATISTICS	SDSU	USD
FIRST DOWNS	16	20
RUSHES-YARDS (NET)	32-191	41-175
PASSING YDS (NET)	139	158
Passes Att-Comp-Int	24-13-1	21-14-0
TOTAL OFFENSE PLAYS-YARDS	56-330	62-333
Punt Returns-Yards	2-38	1-3
Kickoff Returns-Yards	2-54	2-22
Interception Returns-Yards	0-0	1-0
Punts (Number-Avg)	4-50.2	4-48.0
Fumbles-Lost	1-0	0-0
Penalties-Yards	10-87	6-45
Possession Time	27:24	32:36
Third-Down Conversions	5 of 13	4 of 11
Fourth-Down Conversions	0 of 1	1 of 1
Red-Zone Scores-Chances	0-0	3-3
Sacks By: Number-Yards	2-17	1-5

RUSHING LEADERS: SDSU - Jack Smith 3-82; Julius Loughridge 10-44; Jack Henry 9-30; James Basinger 6-29; Josiah Johnson 4-6. USD - L.J. Phillips Jr. 27-168; Tennel Bryant 2-12; Reid Watkins 3-11; Carson Fletcher 3-5. **PASSING LEADERS:** SDSU - Jack Henry 13-24-1 139. USD - Aidan Bouman 14-21-0 158. **RECEIVING LEADERS:** SDSU - Jack Smith 6-61; Alex Bullock 3-41; Greyton Gannon 2-28; Grahm Goering 1-5; Isaiah Garcia-Castaneda 1-4. USD - Lorenzo Fenner 4-68; Jack Martens 3-21; Zach Witte 2-16. **INTERCEPTIONS:** SDSU - none. USD - Dejuan Lewis 1-0. **SACKS:** SDSU - Jace Sifore 1.0-7; Blake Leiferman 0.5-5; Logan Green 0.5-5. USD - Gabriel Hardman 1.0-5. **TACKLE LEADERS (UA-A-TOT):** SDSU - Joe Ollman 3-5-8; Jalen Lee 5-2-7; Koby Bretz 4-3-7; Kytan Fyfe 4-3-7; Cullen McShane 0-7-7; Myles Taylor 4-2-6; Dawson Ripperda 3-3-6. USD - Gabriel Hardman 5-2-7; Roman Tillmon 3-4-7; Caden Crawford 3-3-6; Matt Walsh 1-5-6.

#13/14 ILLINOIS STATE 35, #15/16 SOUTH DAKOTA STATE 21

Nov. 15, 2025 • Dana J. Dykhouse Stadium (Att.: 11,407)

Illinois State took advantage of a rash of South Dakota State miscues in the first quarter, blitzing the Jackrabbits with a 28-point opening stanza en route to a 35-21 victory Saturday afternoon at Dana J. Dykhouse Stadium.

The Redbirds, ranked 13th in the Football Championship Subdivision coaches' poll and 14th in the Stats Perform media poll, ran their winning streak to four games to improve to 8-3 overall and 5-2 in the Missouri Valley Football Conference. SDSU dropped its fourth consecutive game to fall to 7-4 overall and 3-4 in league play.

Illinois State scored touchdowns on each of its first three possessions, including putting together an eight-play, 62-yard scoring drive after receiving the opening kickoff. The drive was aided by a Jackrabbit personal foul penalty before Daniel Sobkowicz caught a 10-yard touchdown pass from Tommy Rittenhouse a minute and 55 seconds into the contest.

The Redbird lead quickly grew to 14-0 a minute later when SDSU quarterback Jack Henry's attempt of a screen pass deep in his own territory was picked off at the 5-yard line by Patrick Bauer and returned for a score.

Things went from bad to worse for the Jackrabbits when the ensuing kickoff was mishandled and Illinois State recovered at the SDSU 28. Rittenhouse later connected on a 2-yard touchdown pass to Sobkowicz giving the Redbirds a 21-0 lead less than five minutes into the game.

Another unforced mistake on special teams set up Illinois State for its fourth touchdown of the opening quarter. A snap back to SDSU punter Max Pelham was fumbled, with the Redbirds taking over at the Jackrabbit 25. Rittenhouse then finished off the drive with a 2-yard touchdown run.

The Redbirds upped their lead to 35-0 with 10:15 remaining in the first half when Sobkowicz became Illinois State's all-time leader in receiving touchdowns with his third of the game and 33rd of his career. This one, on a slant route, covered nine yards and completed a nine-play, 63-yard drive.

SDSU didn't pick up a first down until the first play of the game's next drive on a 27-yard pass from Henry to tight end Coleman Kuntz. That play helped spark a Jackrabbit offense that dominated the statistical categories the remainder of the game as Henry finished off a 10-play, 75 drive with a 14-yard touchdown run.

The Jackrabbits cut the margin to 35-13 with their longest drive of the season in a two-minute situation to close out the first half. SDSU converted twice on fourth-down plays in covering 96 yards in 15 plays. First, Henry found Jack Smith for a 15-yard pass play on fourth-and-6 before throwing a 4-yard touchdown pass to Brayden Delahoyde on fourth-and-goal. The two-point attempt failed.

In the third quarter, the SDSU defense limited Illinois State to one first down and the Jackrabbit offense bridged a 16-play, 80-yard drive between the final two quarters before Josiah Johnson scored from two yards out on the second play of the fourth quarter. The Jackrabbits converted on the two-point play this time on a pass play from Henry to Greyton Gannon.

The SDSU defense continued to rise to the occasion in the fourth quarter and the Jackrabbit offense continued to put pressure on Illinois State. However, each of the next three SDSU drives ended by turning the ball over on downs in Redbird territory.

Rittenhouse ended the afternoon 17-of-32 passing for 141 yards, with Sobkowicz recording five catches for 55 yards, including his three scores. Victor Dawson paced the Redbird rushing attack with 98 yards on 20 carries.

Henry completed 32-of-51 passes for 254 yards and also was the Jackrabbits' leading rusher with 41 yards on 18 carries. SDSU finished with a 320-275 advantage in total offense.



Tight end Greyton Gannon tallied career highs of nine catches and 63 receiving yards in a losing effort against Illinois State.

Alex Bullock caught nine passes for 68 yards, sharing game-high honors with Gannon, who recorded 63 yards on a career-best nine receptions.

Tye Niekamp led all players with 16 tackles for Illinois State. Dexter Niekamp notched two of the Redbirds' five sacks.

For SDSU, linebackers Joe Ollman and Bryce Johnson each posted career highs with 11 and 10 tackles, respectively. Fellow linebacker Kytan Fyfe also registered a career-best eight stops.

SCORE BY QUARTERS	1	2	3	4	FINAL
Illinois State (8-3, 5-2)	28	7	0	0	35
South Dakota State (7-4, 3-4)	0	13	0	8	21

SCORING SUMMARY

1st	13:05	ILS	-	Daniel Sobkowicz 10 yd pass from Tommy Rittenhouse (Matt Maldonado kick)
1st	12:03	ILS	-	Patrick Bauer 5 yd interception return (Maldonado kick)
1st	10:29	ILS	-	Sobkowicz 2 yd pass from Rittenhouse (Maldonado kick)
1st	6:26	ILS	-	Rittenhouse 2 yd run (Maldonado kick)
2nd	10:15	ILS	-	Sobkowicz 9 yd pass from Rittenhouse (Maldonado kick)
2nd	5:03	SDSU	-	Jack Henry 14 yd run (Eli Stader kick)
2nd	00:25	SDSU	-	Brayden Delahoyde 4 yd pass from Henry (pass failed)
4th	14:37	SDSU	-	Josiah Johnson 2 yd run (Greyton Gannon pass from Henry)

TEAM STATISTICS	ILS	SDSU
FIRST DOWNS	20	22
RUSHES-YARDS (NET)	39-134	38-66
PASSING YDS (NET)	141	254
Passes Att-Comp-Int	33-17-0	51-32-2
TOTAL OFFENSE PLAYS-YARDS	72-275	89-320
Punt Returns-Yards	2-3	2-(-2)
Kickoff Returns-Yards	2-40	3-26
Interception Returns-Yards	2-15-1	0-0
Punts (Number-Avg)	6-43.3	4-38.2
Fumbles-Lost	1-1	4-1
Penalties-Yards	3-35	6-36
Possession Time	28:56	31:04
Third-Down Conversions	5 of 15	4 of 19
Fourth-Down Conversions	2 of 2	6 of 10
Red-Zone Scores-Chances	4-4	3-5
Sacks By: Number-Yards	5-27	1-6

RUSHING LEADERS: ILS - Victor Dawson 20-98; Seth Glatz 7-32; Tommy Rittenhouse 7-6; Daniel Sobkowicz 1-4. SDSU - Jack Henry 18-41; James Basinger 6-27; Josiah Johnson 8-25; Julius Loughridge 4-3. **PASSING LEADERS:** ILS - Tommy Rittenhouse 17-32-0 141; Daniel Sobkowicz 0-1-0 0. SDSU - Jack Henry 32-51-2 254. **RECEIVING LEADERS:** ILS - Daniel Sobkowicz 5-55; Dylan Lord 4-26; Luke Mailander 2-16; Javon Charles 2-15. SDSU - Alex Bullock 9-68; Greyton Gannon 9-63; Jack Smith 6-40; Graham Goering 3-42; Coleman Kuntz 2-33; James Basinger 1-5; Brayden Delahoyde 1-4; Josiah Johnson 1-(-1). **INTERCEPTIONS:** ILS - Dexter Niekamp 1-10; Patrick Bauer 1-5. SDSU - none. **SACKS:** ILS - Dexter Niekamp 2.0-16; Garret Steffen 1.0-7; Solomon Oduma 1.0-3; Christian Lorenzo 1.0-1. SDSU - Jace Sifore 1.0-6. **TACKLE LEADERS (UA-A-TOT):** ILS - Tye Niekamp 9-7-16; Doreon Dubose 7-4-11; Mason Kaplan 4-3-7; Jake Anderson 2-5-7; SDSU - Joe Ollman 5-6-11; Bryce Johnson 5-5-10; Kytan Fyfe 2-6-8; Jalen Lee 3-4-7; Koby Bretz 3-3-6.

#22/22 SOUTH DAKOTA STATE 34, #13/16 NORTH DAKOTA 31 [OT]

Nov. 22, 2025 • Alerus Center (Att.: 11,396)

GRAND FORKS, N.D. — Graham Goering couldn't have picked a better time for his first touchdown of the season.

The senior wide receiver made a leaping catch of a Jack Henry pass in the front right corner of the end zone for a 23-yard touchdown in overtime to propel South Dakota State to a 34-31 victory over North Dakota and keep the 22nd-ranked Jackrabbits' hopes alive for a 14th consecutive appearance in the Football Championship Subdivision playoffs.

With its second overtime win of the season, SDSU improved to 8-4 overall and 4-4 in the Missouri Valley Football Conference.

On the walk-off winning play, Henry evaded pressure from multiple UND defenders and threw across his body on the run on a third-and-8 play after Kenten Laughman had given the Fighting Hawks a momentary 31-28 lead with his third field goal of the game — from 40 yards — to begin overtime.

SDSU rallied from a 20-7 deficit late in the third quarter to take the lead by scoring the next 21 points, including a pair of touchdowns 44 seconds apart to close out the third stanza. After not completing a pass for nearly two whole quarters, Henry rolled right and found tight end Greyton Gannon open down the sideline for a 42-yard touchdown.

On UND's first play of the ensuing possession, Kobe Clayborne sacked and forced Kaminski to fumble, with Logan Green falling on the loose ball at the 10. Two plays later, Josiah Johnson scored his second touchdown of the game, this time from 6 yards out.

Johnson would give SDSU a 28-20 lead with his third touchdown of the day, a 1-yard plunge with 6:30 remaining in regulation. That capped a six-play, 64-yard drive that began with a 49-yard pass from Henry to Alex Bullock.

The Fighting Hawks sent the game to overtime as they put together an 11-play, 85-yard drive that featured three third-down conversions after starting the game 1-for-12 in that category. Quarterback Jerry Kaminski connected with Nate DeMontagnac for a 16-yard touchdown with 1:52 left on the clock, then tossed the tying two-point pass to Sawyer Seidl.

UND scored on consecutive offensive plays to build a 14-0 first-quarter advantage before the Jackrabbits countered with a methodical 17-play, 80-yard touchdown drive. After throwing an incomplete pass on the first day of the drive, SDSU ran 16 consecutive rushing plays, with Julius Loughridge gaining the first 58 yards on 11 straight carries. Johnson later converted twice on short fourth down plays with carries of 9 and 5 yards before finding the end zone for the first time from 8 yards out.

Loughridge ended the afternoon with 112 yards on 24 carries, while Johnson tallied 76 yards on 19 carries.

UND turned an interception on the next Jackrabbit possession into points to build a 17-7 lead before halftime. Zach Lewis' pickoff gave the Fighting Hawks the ball at the SDSU 42 and UND was set up first and goal from the 5 after a 27-yard pass from Kaminski to DeMontagnac. However, the Jackrabbit defense held, forcing UND to settle for a 20-yard field goal.

SDSU drove to the doorstep after a Noah St-Juste interception in UNP territory, but came up empty when tight end Coleman Kuntz took the snap and was stuffed short of the goal line, turning the ball over on downs.

Another Jackrabbit miscue allowed UND to build its lead to 20-7 later in the third quarter. After a muffed punt gave the Fighting Hawks the ball at the SDSU 42, Laughman booted a 29-yard field goal with just under four minutes remaining in the stanza.

UND finished with a 367-334 advantage in total offense as Kaminski tallied 292 yards through the air on 20-of-33 passing and leading the



Graham Goering caught a game-winning 23-yard touchdown pass in overtime Nov. 22 at North Dakota to send the Jackrabbits back to the FCS playoffs.

rushing attack with 34 yards on 14 carries. DeMontagnac led the receiving corps with seven catches for 71 yards.

Henry completed 6-of-17 passes for SDSU for 132 yards, with Goering finishing with two catches for 28 yards.

Defensively, linebackers Joe Ollman and Cullen McShane each registered a team-high seven tackles for the Jackrabbits. Kaden Vig, Malachi McNeal and Lance Rucker all tallied 11 stops for UND.

SCORE BY QUARTERS	1	2	3	4	OT	FINAL
South Dakota State (8-4, 4-4)	0	7	14	7	6	34
North Dakota (7-5, 5-3)	14	3	3	8	3	31

SCORING SUMMARY

1st	2:59	UND	—	Jerry Kaminski 14 yd run (Kenten Laughman kick)
1st	1:10	UND	—	B.J. Fleming 89 yd pass from Kaminski (Laughman kick)
2nd	6:21	SDSU	—	Josiah Johnson 8 yd run (Eli Stader kick)
2nd	00:59	UND	—	Laughman 20 yd field goal
3rd	3:54	UND	—	Laughman 29 yd field goal
3rd	1:19	SDSU	—	Greyton Gannon 42 yd pass from Jack Henry (Stader kick)
3rd	00:35	SDSU	—	Johnson 6 yd run (Stader kick)
4th	6:30	SDSU	—	Johnson 1 yd run (Stader kick)
4th	1:52	UND	—	Nate DeMontagnac 16 yd pass from Kaminski (Sawyer Seidl pass)
OT	—	UND	—	Laughman 40 yd field goal
OT	—	SDSU	—	Graham Goering 23 yd pass from Henry

TEAM STATISTICS	SDSU	UND
FIRST DOWNS	19	18
RUSHES-YARDS (NET)	55-202	33-75
PASSING YDS (NET)	132	292
Passes Att-Comp-Int	17-6-2	33-20-1
TOTAL OFFENSE PLAYS-YARDS	72-334	66-367
Punt Returns-Yards	1-(-1)	1-26
Kickoff Returns-Yards	3-62	1-15
Interception Returns-Yards	1-0	2-0
Punts (Number-Avg)	5-44.8	4-41.2
Fumbles-Lost	1-1	2-1
Penalties-Yards	6-60	4-40
Possession Time	35:57	24:03
Third-Down Conversions	5 of 14	4 of 16
Fourth-Down Conversions	2 of 3	2 of 4
Red-Zone Scores-Chances	3-4	4-4
Sacks By: Number-Yards	2-15	1-3

RUSHING LEADERS: SDSU - Julius Loughridge 24-112; Josiah Johnson 19-76; Jack Henry 5-13; Corey Blair Jr. 3-1; Coleman Kuntz 1-1. UND - Jerry Kaminski 14-34; Sawyer Seidl 15-33; Colton Brunell 3-5. **PASSING LEADERS:** SDSU - Jack Henry 6-17-2 132. UND - Jerry Kaminski 20-33-1 292. **RECEIVING LEADERS:** SDSU - Alex Bullock 2-58; Graham Goering 2-28; Greyton Gannon 1-42; Coleman Kuntz 1-4. UND - Nate DeMontagnac 7-71; Deng Deng 5-56; B.J. Fleming 4-123. **INTERCEPTIONS:** SDSU - Noah St-Juste 1-0. UND - Zach Lewis 1-0; Jy Martin 1-0. **SACKS:** SDSU - Kobe Clayborne 1.0-15; Dawson Ripperda 1.0-1. UND - Logyn Eckheart 0.5-2; Lance Rucker 0.5-1. **TACKLE LEADERS (UA-A-TOT):** SDSU - Joe Ollman 6-1-7; Cullen McShane 1-6-7; Aydan Dautermann 6-0-6; Jalen Lee 2-4-6. UND - Kaden Vig 3-8-11; Malachi McNeal 3-8-11; Lance Rucker 0-11-11.

#16/18 SOUTH DAKOTA STATE 41, #22 NEW HAMPSHIRE 3

Football Championship Subdivision Playoffs — First Round
Nov. 29, 2025 • Dana J. Dykhouse Stadium (Att.: 3,843)

Quarterback Chase Mason returned to the South Dakota State lineup after a long layoff and led the 14th-seeded Jackrabbits to touchdowns on their first four possessions en route to a 41-3 victory over New Hampshire Saturday afternoon in the opening round of the Football Championship Subdivision playoffs at a snowy Dana J. Dykhouse Stadium.

The Jackrabbits, who were hosting a postseason game for the 10th season in a row, improved to 9-4 overall. New Hampshire had its season end with an 8-5 mark.

SDSU took the opening kickoff and effectively mixed the run and the pass to find the end zone for the first time with a nine-play, 75-yard march. Julius Loughridge tallied the longest play of the drive with a 27-yard run before scoring on a 1-yard plunge.

After a UNH punt, Mason continued his hot start by completing all five of his passes for 63 yards as part of a 13-play, 88-yard scoring drive. Three of his passes went to Graham Goering for gains of 17, 11 and 11 yards, with the other two going to tight end Coleman Kutz for 6 and 18 yards. Josiah Johnson finished off the drive with a touchdown run from a yard out for a 14-0 Jackrabbit lead with a minute to go in the first quarter.

Mason, who last played when he was injured on the opening series Oct. 18 at Murray State, completed his final 11 passes of the first half, including a pair of touchdowns in the second quarter. His first scoring toss came on a tipped ball to Alex Bullock from 7 yards out, with the other going to Jack Smith on a bubble screen in which the redshirt freshman from Sioux Falls turned the corner down the left sideline and out-raced the Wildcat defense for a 42-yard touchdown.

Those Jackrabbit touchdowns were sandwiched around UNH's lone scoring drive of the game. The Wildcats were able to get the run game going behind Denzell Gibson, who broke off a 26-yard run to move the ball into SDSU territory. Nick Reed connected on a 30-yard field goal to close out the 15-play, 63-yard drive.

After a scoreless third quarter, SDSU added to its lead on the first play of the fourth quarter on a 16-yard touchdown pass from Mason to Kuntz.

The Jackrabbits provided the final tally with a 14-play, 56-yard scoring drive that chewed up nearly eight and a half minutes later in the fourth quarter. SDSU ran 13 consecutive running plays before backup quarterback Jack Henry found fullback/tight end Andrew Gustad in the right flat for a 2-yard touchdown pass on fourth and goal.

SDSU ended the day with a 425-192 advantage in total offense, including a 232-48 disparity in the passing department. Mason completed 16-of-20 passes for 230 yards and tied a career high with his three touchdown passes.

Loughridge paced the ground game with 100 yards on 16 carries, followed by 32 yards on nine carries by Corey Blair Jr. and 30 yards on 10 carries by Josiah Johnson.

Gibson picked up a game-high 101 rushing yards on 19 carries for UNH. Wildcat quarterback Matt Vezza completed only 10-of-22 passes in accounting for all 48 of his team's passing yards.

Bryce Johnson filled in for an injured Cullen McShane and registered 10 tackles for SDSU to tie a career high. Fellow linebacker Joe Ollman notched eight tackles.

Tim Bonagura led UNH with eight stops.



In his first action since mid-October, Chase Mason completed 16-of-20 passes for 230 yards in three touchdowns in snowy conditions at Dana J. Dykhouse Stadium as the Jackrabbits advanced in the FCS playoffs with a 41-3 victory over New Hampshire.

SCORE BY QUARTERS	1	2	3	4	FINAL
New Hampshire (8-5)	0	3	0	0	3
South Dakota State (9-4)	14	13	0	14	41

SCORING SUMMARY

1st	11:10	SDSU	— Julius Loughridge 1 yd run (Eli Stader kick)
1st	1:04	SDSU	— Josiah Johnson 1 yd run (Stader kick)
2nd	11:26	SDSU	— Alex Bullock 7 yd pass from Chase Mason (Stader kick)
2nd	2:53	UNH	— Nick Reed 30 yd field goal
2nd	1:51	SDSU	— Jack Smith 42 yd pass from Mason (rush failed)
4th	14:54	SDSU	— Coleman Kuntz 16 yd pass from Mason (Stader kick)
4th	3:05	SDSU	— Andrew Gustad 2 yd pass from Jack Henry (Stader kick)

TEAM STATISTICS

	UNH	SDSU
FIRST DOWNS	12	23
RUSHES-YARDS (NET)	33-144	40-193
PASSING YDS (NET)	48	232
Passes Att-Comp-Int	23-10-1	21-17-1
TOTAL OFFENSE PLAYS-YARDS	56-192	61-425
Punt Returns-Yards	0-0	2-21
Kickoff Returns-Yards	5-68	1-20
Interception Returns-Yards	1-0	1-0
Punts (Number-Avg)	4-39.5	0-0
Fumbles-Lost	0-0	1-0
Penalties-Yards	4-16	2-18
Possession Time	28:49	31:11
Third-Down Conversions	4 of 14	8 of 12
Fourth-Down Conversions	4 of 5	3 of 3
Red-Zone Scores-Chances	1-1	5-5
Sacks By: Number-Yards	0-0	1-6

RUSHING LEADERS: UNH - Denzell Gibson 19-101; Matt Vezza 9-34; Scott Hershberger 3-8; Myles Thomason 1-1; Elliot Meine 1-1. SDSU - Julius Loughridge 16-100; Corey Blair Jr. 9-32; Josiah Johnson 10-30; James Basinger 2-21; Jack Henry 1-12; Chase Mason 1-(-1). **PASSING LEADERS:** UNH - Matt Vezza 10-22-1 48; Josh Fillion 0-1-0 0. SDSU - Chase Mason 16-20-1 230; Jack Henry 1-1-0 2. **RECEIVING LEADERS:** UNH - Peyton Strickland 3-15; Josh Fillion 2-12; Logan Perez 2-10; Casey McKinney 1-8; Chase Wilson 1-5; Denzell Gibson 1-(-2). SDSU - Graham Goering 6-75; Jack Smith 3-66; Coleman Kuntz 3-40; Alex Bullock 2-19; Isaiah Garcia-Castaneda 1-15; Greyton Gannon 1-15; Andrew Gustad 1-2. **INTERCEPTIONS:** UNH - Sean Webb 1-0. SDSU - Isaiah Johnson 1-0. **SACKS:** UNH - none. SDSU - Logan Green 1.0-6. **TACKLE LEADERS (UA-A-TOT):** UNH - Tim Bonagura 1-7-8; Justice Akimoladun 4-3-7; Cohen Cook 4-2-6; Duncan Moreland 6-0-6; Cole Bullock 3-3-6. SDSU - Bryce Johnson 6-4-10; Joe Ollman 6-2-8; Dontay Johnson 0-5-5; Matt Goehring 3-2-5.

CAREER HIGHS – OFFENSE

QUARTERBACKS



5-JON BELL

6-3, 205, Sr.

Naperville, Illinois • Naperville North H.S.

SINGLE-GAME CAREER HIGHS

Completions: 2, vs. Southern Illinois, 11-16-2024, and at Missouri State, 11-23-2024

Passing Attempts: 4, vs. Western Oregon, 8-31-2023, and vs. Southern Illinois, 11-16-2024

Passing Yards: 30, vs. Southern Illinois, 11-16-2024

Long Pass: 29 yards, to Kentrell Prejean, vs. Incarnate Word, 12-14-2024

Touchdown Passes: 1, vs. Youngstown State, 10-12-2024

Rushing Attempts: 2, vs. Western Oregon, 8-31-2023

Rushing Yards: 13, vs. Western Oregon, 8-31-2023

Long Rush: 11 yards, vs. Western Oregon, 8-31-2023



7-CHASE MASON

6-4, 240, Sr.

Hurley, South Dakota • Viborg-Hurley H.S./Nebraska

SINGLE-GAME CAREER HIGHS

Completions: 21, vs. Mercyhurst, 9-27-2025

Passing Attempts: 31, vs. Northern Iowa, 10-11-2025

Passing Yards: 321, vs. Mercyhurst, 9-27-2025

Long Pass: 71 yards (for TD), to Griffin Wilde, vs. UAlbany, 12-15-2023

Touchdown Passes: 3, three times (last: vs. New Hampshire, 11-29-2025)

Interceptions: 1, at Youngstown State, 10-12-2024, and vs. New Hampshire, 11-29-2025

Rushing Attempts: 18, vs. Sacramento State, 8-30-2025

Rushing Yards: 161, vs. Youngstown State, 10-12-2024

Long Rush: 69 yards (for TD), vs. Drake, 9-16-2023, and vs. Youngstown State, 10-12-2024

Rushing Touchdowns: 2, vs. Youngstown State, 10-12-2024, and vs. Northern Iowa, 10-11-2025

Total Offense: 329 yards, vs. Mercyhurst, 9-27-2025



16-JACK HENRY

6-2, 215, R-Fr.

Dell Rapids, South Dakota • Dell Rapids H.S.

SINGLE-GAME CAREER HIGHS

Completions: 32, vs. Illinois State, 11-15-2025

Passing Attempts: 51, vs. Illinois State, 11-15-2025

Passing Yards: 254, vs. Illinois State, 11-15-2025

Long Pass: 49 yards, to Alex Bullock, at North Dakota, 11-22-2025

Touchdown Passes: 2, at North Dakota, 11-15-2025

Interceptions: 2, vs. Illinois State, 11-15-2025, and at North Dakota, 11-15-2025


Rushing Attempts: 18, vs. Illinois State, 11-15-2025

Rushing Yards: 41, vs. Illinois State, 11-15-2025

Long Rush: 16 yards, vs. Illinois State, 11-15-2025

Rushing Touchdowns: 1, vs. Illinois State, 11-15-2025

Total Offense: 295 yards, vs. Illinois State, 11-15-2025



RUNNING BACKS

32-JAMES BASINGER

5-10, 200, Fr.

Littleton, Colorado • Columbine H.S.

SINGLE-GAME CAREER HIGHS

Rushing Attempts: 15, vs. Mercyhurst, 9-27-2025

Rushing Yards: 57, vs. Indiana State, 11-1-2025

Long Rush: 20 yards, vs. Illinois State, 11-15-2025

Rushing Touchdowns: 2, vs. Mercyhurst, 9-27-2025

Receptions: 3, vs. Mercyhurst, 9-27-2025

Receiving Yards: 32, vs. Mercyhurst, 9-27-2025

Long Reception: 19 yards, vs. North Dakota State, 10-25-2025

All-Purpose Yards: 85, vs. Mercyhurst, 9-27-2025



13-LUKE MARBLE

6-4, 210, R-Fr.

Smyrna, Georgia • Campbell H.S./Northern Illinois

SINGLE-GAME CAREER HIGHS

Completions: 17, vs. Indiana State, 11-1-2025

Passing Attempts: 29, vs. Indiana State, 11-1-2025

Passing Yards: 189, at Murray State, 10-18-2025

Long Pass: 46 yards (for TD), to Jack Smith, at Murray State, 10-18-2025

Touchdown Passes: 2, at Murray State, 10-18-2025


Rushing Attempts: 10, vs. Indiana State, 11-1-2025

Rushing Yards: 33, vs. Indiana State, 11-1-2025

Long Rush: 17 yards, vs. Indiana State, 11-1-2025

Punts: 1, vs. North Dakota State, 10-25-2025, and vs. Indiana State, 11-1-2025

Long Punt: 47, vs. North Dakota State, 10-25-2025



24-BRENDEN BEGEMAN

6-2, 210, So.

Selby, South Dakota • Selby Area H.S.

SINGLE-GAME CAREER HIGHS

Rushing Attempts: 10, vs. Southern Illinois, 11-16-2024

Rushing Yards: 37, vs. Southern Illinois, 11-16-2024

Long Rush: 19 yards, vs. Mercyhurst, 9-27-2025


Rushing Touchdowns: 1, vs. Incarnate Word, 12-14-2024, and vs. Mercyhurst, 9-27-2025

Kickoff Returns: 1, two times (last: vs. Drake, 9-13-2025)

Kickoff Return Yards: 29, vs. Drake, 9-13-2025

Long Kickoff Return: 29 yards, vs. Drake, 9-13-2025

RUNNING BACKS (cont.)



29-COREY BLAIR, Jr.
6-3, 210, Fr.
Kernersville, North Carolina • East Forsyth H.S.

SINGLE-GAME CAREER HIGHS


Rushing Attempts: 9, vs. New Hampshire, 11-29-2025
 Rushing Yards: 50, vs. Drake, 9-13-2025
 Long Rush: 42 yards, vs. Drake, 9-13-2025
 Rushing Touchdowns: 1, vs. Drake, 9-13-2025
 Receptions: 1, vs. Drake, 9-13-2025, and
 Receiving Yards: 5, vs. Drake, 9-13-2025
 Long Reception: 5 yards, vs. Drake, 9-13-2025



34-JOSIAH JOHNSON
6-0, 220, Fr.
Milwaukee, Wisconsin • Milwaukee Academy of Science

SINGLE-GAME CAREER HIGHS

Rushing Attempts: 19, at North Dakota, 11-22-2025
 Rushing Yards: 76, at North Dakota, 11-22-2025
 Long Rush: 14 yards, vs. Indiana State, 11-1-2025
 Rushing Touchdowns: 3, at North Dakota, 11-22-2025
 Receptions: 1, vs. Illinois State, 11-15-2025



15-JULIUS LOUGHRIDGE
6-0, 215, Grad.
Houston, Texas • Mayde Creek H.S./Fordham

SINGLE-GAME CAREER HIGHS

Rushing Attempts: 25, at Youngstown State, 10-4-2025
 Rushing Yards: 176, at Youngstown State, 10-4-2025
 Long Rush: 37 yards, vs. Sacramento State, 8-30-2025
 Rushing Touchdowns: 4, at Youngstown State, 10-4-2025
 Receptions: 1, at Murray State, 10-18-2025
 Receiving Yards: 2, at Murray State, 10-18-2025
 Long Reception: 2 yards, at Murray State, 10-18-2025



35-QUINTON RENFRO
5-11, 205, R-Fr.
Joplin, Missouri • Joplin H.S.

SINGLE-GAME CAREER HIGHS

Rushing Attempts: 2, vs. Southern Illinois, 11-16-2024
 Rushing Yards: 6, vs. Southern Illinois, 11-16-2024
 Long Rush: 4 yards, vs. Southern Illinois, 11-16-2024
 Rushing Touchdowns: N/A

WIDE RECEIVERS



84-ALEX BULLOCK
6-2, 205, Grad.
Omaha, Nebraska • Creighton Prep/Nebraska

SINGLE-GAME CAREER HIGHS

Receptions: 10, at Youngstown State, 10-4-2025
 Receiving Yards: 162, at Youngstown State, 10-4-2025
 Long Reception: 51 yards, at Youngstown State, 10-4-2025
 Receiving Touchdowns: 1, five times (last: vs. New Hampshire, 11-29-2025)
 Rushing Attempts: 3, vs. Indiana State, 11-1-2025
 Rushing Yards: 8, vs. Indiana State, 11-1-2025
 Long Rush: 7 yards, vs. Indiana State, 11-1-2025



8-SAMMY DRESIE
6-2, 195, R-Fr.
Maize, Kansas • Maize South H.S.

SINGLE-GAME CAREER HIGHS

Receptions: 2, vs. Indiana State, 11-1-2025
 Receiving Yards: 29, vs. Mercyhurst, 9-27-2025
 Long Reception: 29 yards, vs. Mercyhurst, 9-27-2025
 Receiving Touchdowns: N/A



6-ELIJAH ERVIN
6-1, 195, Sr.
Phoenix, Arizona • Desert Vista H.S./Snow College

SINGLE-GAME CAREER HIGHS

Receptions: 1, vs. Augustana, 9-14-2024, and vs. Murray State, 11-2-2024
 Receiving Yards: 8, vs. Augustana, 9-14-2024
 Long Reception: 8 yards, vs. Augustana, 9-14-2024
 Receiving Touchdowns: N/A



2-ISAIAH GARCIA-CASTANEDA
6-1, 200, Grad.
Twentynine Palms, Calif. • Twentynine Palms H.S./Nebraska

SINGLE-GAME CAREER HIGHS

Receptions: 3, vs. Indiana State, 11-1-2025
 Receiving Yards: 30, vs. Mercyhurst, 9-27-2025, and vs. Indiana State, 11-1-2025
 Long Reception: 21 yards, vs. Mercyhurst, 9-27-2025
 Punt Returns: 3, at Montana State, 9-6-2025
 Long Punt Return: 20 yards, vs. New Hampshire, 11-29-2025
 Kickoff Returns: 2, at Montana State, 9-6-2025, and vs. Mercyhurst, 9-27-2025
 Kickoff Return Yards: 53, vs. Mercyhurst, 9-27-2025
 Long Kick Return: 36 yards, vs. Mercyhurst, 9-27-2025
 Completions: 1, vs. North Dakota State, 10-25-2025
 Pass Attempts: 1, vs. North Dakota State, 10-25-2025
 Passing Yards: 26, vs. North Dakota State, 10-25-2025
 Long Pass: 26 yards, to Lofton O'Groske, vs. North Dakota State, 10-25-2025
 All-Purpose Yards: 83, vs. Mercyhurst, 9-27-2025

WIDE RECEIVERS (cont.)



12-GRAHM GOERING

6-2, 210, Sr.

Iowa City, Iowa • Iowa City West H.S.

SINGLE-GAME CAREER HIGHS

Receptions: 7, vs. Mercyhurst, 9-27-2025
 Receiving Yards: 101, vs. Mercyhurst, 9-27-2025
 Long Reception: 52 yards, vs. Mercyhurst, 9-27-2025
 Receiving Touchdowns: 1, five times (last: at North Dakota, 11-22-2025)
 Kickoff Returns: 1, vs. Western Oregon, 8-31-2023, and vs. Villanova, 12-9-2023
 Long Kickoff Return: 30 yards, vs. Western Oregon, 8-31-2023



1-LOFTON O'GROSKE

6-2, 210, So.

Coon Rapids, Minnesota • Coon Rapids H.S.

SINGLE-GAME CAREER HIGHS

Receptions: 12, at Montana State, 9-6-2025
 Receiving Yards: 133, at Montana State, 9-6-2025
 Long Reception: 44 yards, vs. Sacramento State, 8-30-2025
 Receiving Touchdowns: 2, at Montana State, 9-6-2025
 Rushing Attempts: 3, vs. Sacramento State, 8-30-2025
 Rushing Yards: 31, vs. Sacramento State, 8-30-2025
 Long Rush: 24 yards, vs. Sacramento State, 8-30-2025
 Rushing Touchdowns: 1, vs. Sacramento State, 8-30-2025
 All-Purpose Yards: 133, at Montana State, 9-6-2025



19-JACK SMITH

6-0, 195, R-Fr.

Sioux Falls, South Dakota • Lincoln H.S.

SINGLE-GAME CAREER HIGHS

Receptions: 6, at South Dakota, 11-8-2025, and vs. Illinois State, 11-15-2025
 Receiving Yards: 91, at Murray State, 10-18-2025
 Long Reception: 46 yards (for TD), at Murray State, 10-18-2025
 Receiving Touchdowns: 2, at Murray State, 10-18-2025
 Rushing Attempts: 3, at South Dakota, 11-8-2025
 Rushing Yards: 82, at South Dakota, 11-8-2025
 Long Rush: 75 yards (for TD), at South Dakota, 11-8-2025
 Kickoff Returns: 5, vs. North Dakota State, 10-25-2025
 Kickoff Return Yards: 128, vs. Indiana State, 11-1-2025
 Long Kickoff Return: 50 yards, vs. Indiana State, 11-1-2025
 All-Purpose Yards: 197, at South Dakota, 11-8-2025

TIGHT ENDS



10-BRAYDEN DELAHOYDE

6-5, 245, R-Fr.

Spearfish, South Dakota • Spearfish H.S.

SINGLE-GAME CAREER HIGHS

Receptions: 1, at Montana State, 9-6-2025, and vs. Illinois State, 11-15-2025
 Receiving Yards: 25, at Montana State, 9-6-2025
 Long Reception: 25 yards (for TD), at Montana State, 9-6-2025
 Receiving Touchdowns: 1, at Montana State, 9-6-2025, and vs. Illinois State, 11-15-2025
 Kickoff Returns: 2, vs. Drake, 9-13-2025
 Kickoff Return Yards: 14, vs. Drake, 9-13-2025
 Long Kickoff Return: 14 yards, vs. Drake, 9-13-2025



88-GREYTON GANNON

6-4, 235, Jr.

Eagle, Wisconsin • Mukwonago H.S.

SINGLE-GAME CAREER HIGHS

Receptions: 9, vs. Illinois State, 11-15-2025
 Receiving Yards: 63, vs. Illinois State, 11-15-2025
 Long Reception: 42 yards (for TD), at North Dakota, 11-22-2025
 Receiving Touchdowns: 1, four times (last: at North Dakota, 11-22-2025)



43-ANDREW GUSTAD

6-1, 235, Jr.

Volin, South Dakota • Gayville-Volin H.S.

SINGLE-GAME CAREER HIGHS

Receptions: 1, three times in 2025 (last: vs. New Hampshire, 11-29-2025)
 Receiving Yards: 11 yards, vs. Northern Iowa, 10-11-2025
 Long Reception: 11 yards (for TD), vs. Northern Iowa, 10-11-2025
 Receiving Touchdowns: 1, three times in 2025 (last: vs. New Hampshire, 11-29-2025)
 Rushing Attempts: 3, at Youngstown State, 10-4-2025
 Rushing Yards: 7, at Youngstown State, 10-4-2025
 Long Rush: 4 yards, vs. Northern Iowa, 10-11-2025



82-COLEMAN KUNTZ

6-3, 240, Sr.

Beaumont, California • Etiwanda H.S./
 Sacramento State

SINGLE-GAME CAREER HIGHS

Receptions: 3, vs. New Hampshire, 11-29-2025
 Receiving Yards: 40, vs. New Hampshire, 11-29-2025
 Long Reception: 27 yards, vs. Illinois State, 11-15-2025
 Receiving Touchdowns: 1, vs. New Hampshire, 11-29-2025

CAREER HIGHS - SPECIAL TEAMS/DEFENSE

SPECIALISTS



81-RYAN HARRINGTON

6-3, 175, Fr.

Ankeny, Iowa • Ankeny H.S.

SINGLE-GAME CAREER HIGHS

Field Goals Made: 1, vs. Drake, 9-13-2025

Field Goal Attempts: 1, vs. Drake, 9-13-2025

Long Field Goal: 39 yards, vs. Drake, 9-13-2025

Total Points: 3, vs. Drake, 9-13-2025



26-ELI STADER

6-0, 225, Sr.

**Cedar Grove, Wisconsin • Oostburg H.S./
Northwestern (Iowa)**

SINGLE-GAME CAREER HIGHS

Field Goals Made: 3, vs. Mercyhurst, 9-27-2025

Field Goal Attempts: 4, vs. Sacramento State, 8-30-2025

Long Field Goal: 46 yards, vs. Indiana State, 11-1-2025

Extra Points Made: 6, vs. Mercyhurst, 9-27-2025

Extra Points Attempted: 6, vs. Mercyhurst, 9-27-2025

Total Points: 15, vs. Mercyhurst, 9-27-2025

Punts: 4, vs. Illinois State, 11-15-2025

Punt Average (Min. 3 Punts): 38.2 yards, vs. Illinois State,
11-15-2025

Long Punt: 40 yards, vs. Illinois State, 11-15-2025



41-MAX PELHAM

6-1, 195, Sr.

Ankeny, Iowa • Ankeny H.S./MSU, Mankato

SINGLE-GAME CAREER HIGHS

Punts: 7, at Montana State, 9-6-2025

Punt Average (Min. 3 Punts): 54.0 yards, at Murray State,
10-18-2025

Punts Inside 20: 4, at North Dakota, 11-22-2025

Long Punt: 68 yards, at Murray State, 10-18-2025

Pass Attempts: 1, vs. Indiana State, 11-1-2025

Completions: 1, vs. Indiana State, 11-1-2025

Passing Yards: 28, vs. Indiana State, 11-1-2025

Long Pass: 28 yards, to Koby Bretz, vs. Indiana State,
11-1-2025

DEFENSIVE ENDS



8-REIS KIRSCHENMAN

6-4, 265, So.

Tea, South Dakota • Tea Area H.S.

SINGLE-GAME CAREER HIGHS

Solo Tackles: 2, at North Dakota, 11-9-2024

Assisted Tackles: 2, vs. Sacramento State, 8-30-2025

Total Tackles: 3, vs. Sacramento State, 8-30-2025

Tackles for Loss: 1.0, five times (last: at North Dakota
State, 12-21-2024)

Sacks: 1.0, at North Dakota, 11-9-2024, and vs. Montana,
12-7-2024

Fumble Recoveries: 1, vs. Sacramento State, 8-30-2025



49-LUKE KREMPGES

6-4, 235, R-Fr.

Sioux Falls, South Dakota • Lincoln H.S.

SINGLE-GAME CAREER HIGHS

Solo Tackles: 1, vs. Mercyhurst, 9-27-2025

Assisted Tackles: N/A

Total Tackles: 1, vs. Mercyhurst, 9-27-2025



97-BLAKE LEIFERMAN

6-5, 265, R-Fr.

Kimball, South Dakota • Kimball H.S.

SINGLE-GAME CAREER HIGHS

Solo Tackles: 2, vs. Mercyhurst, 9-27-2025

Assisted Tackles: 3, at South Dakota, 11-8-2025

Total Tackles: 3, at South Dakota, 11-8-2025

Tackles for Loss: 1.0, at Youngstown State, 10-4-2025

Sacks: 0.5, at South Dakota, 11-8-2025

Pass Breakups: 1, at Murray State, 10-18-2025



99-DAWSON RIPPERDA

6-4, 255, Jr.

**Larchwood, Iowa • West Lyon H.S./
Northern Illinois**

SINGLE-GAME CAREER HIGHS

Solo Tackles: 3, three times (last: at South Dakota,
11-8-2025)

Assisted Tackles: 3, vs. Northern Iowa, 10-11-2025, and
at South Dakota, 11-8-2025)

Total Tackles: 6, at South Dakota, 11-8-2025

Tackles for Loss: 1.5, vs. Augustana, 9-14-2024, and at
Murray State, 10-18-2025

Sacks: 1.5, vs. Augustana, 9-14-2024

Forced Fumbles: 1, at Youngstown State, 10-4-2025, and
at North Dakota, 11-22-2025

Fumble Recoveries: 1, three times (last: vs. Drake,
9-13-2025)



96-RHETT SCHAEFER

6-3, 255, R-Fr.

Walcott, Iowa • Davenport Assumption H.S.

SINGLE-GAME CAREER HIGHS

Solo Tackles: N/A

Assisted Tackles: 1, vs. Mercyhurst, 9-27-2025

Total Tackles: 1, vs. Mercyhurst, 9-27-2025



93-KEVIN SPELMAN

6-5, 260, Sr.

**New Lenox, Illinois • Providence Catholic
H.S./Valparaiso**

SINGLE-GAME CAREER HIGHS

Solo Tackles: 1, vs. New Hampshire, 11-29-2025

Assisted Tackles: 1, vs. Drake, 9-13-2025, and vs.


Northern Iowa, 10-11-2025

Total Tackles: 1, three times (last: vs. New Hampshire,
11-29-2025)

Tackles for Loss: 0.5, vs. Drake, 9-13-2025

CAREER HIGHS - DEFENSE

DEFENSIVE ENDS (cont.)



92-SAM WATTS

6-3, 245, R-Fr.

Cedar Rapids, Iowa • Linn-Mar H.S.


SINGLE-GAME CAREER HIGHS

Solo Tackles: N/A

Assisted Tackles: 1, vs. Northern Iowa, 10-11-2025

Total Tackles: 1, vs. Northern Iowa, 10-11-2025

Tackles for Loss: N/A



50-NICK WELLS

6-4, 260, R-Fr.

Sioux City, Iowa • East H.S.

SINGLE-GAME CAREER HIGHS

Solo Tackles: 2, at Montana State, 9-6-2025

Assisted Tackles: 3, at Northern Iowa, 10-5-2024

Total Tackles: 3, three times (last: at Montana State, 9-6-2025)

Tackles for Loss: 2.0, at Southeastern Louisiana, 9-21-2024

DEFENSIVE TACKLES



95-MASON BROSSAU

6-3, 310, Sr.

**Hanford, California • Hanford H.S./
Sacramento State**


SINGLE-GAME CAREER HIGHS

Solo Tackles: N/A

Assisted Tackles: 1, at Murray State, 10-18-2025

Total Tackles: 1, at Murray State, 10-18-2025

Tackles for Loss: 0.5, at Murray State, 10-18-2025



94-KOBE CLAYBORNE

6-0, 280, Sr.

**Sioux City, Iowa • Bishop Heelan H.S./
Northwest Missouri State**

SINGLE-GAME CAREER HIGHS

Solo Tackles: 5, vs. North Dakota State, 10-25-2025

Assisted Tackles: 4, at North Dakota State, 10-19-2024,
and vs. North Dakota State, 10-25-2025

Total Tackles: 9, vs. North Dakota State, 10-25-2025

Tackles for Loss: 2.0, vs. Drake, 9-13-2025, and at North
Dakota, 11-22-2025

Sacks: 1.5, at Southeastern Louisiana, 9-21-2024

Forced Fumbles: 1, at North Dakota, 11-22-2025

Fumble Recoveries: 1, at Northern Iowa, 10-5-2024



51-LOGAN GREEN

6-4, 290, Jr.

Northboro, Iowa • Clarinda H.S.

SINGLE-GAME CAREER HIGHS

Solo Tackles: 2, four times (last: vs. Indiana State,
11-1-2025)

Assisted Tackles: 2, vs. Incarnate Word, 9-7-2024, and at
South Dakota, 11-8-2025

Total Tackles: 3, three times (last: vs. Indiana State,
11-1-2025)

Tackles for Loss: 2.0, at Missouri State, 11-23-2024, and
vs. Indiana State, 11-1-2025

Sacks: 1.5, at Montana State, 9-6-2025

Forced Fumbles: 1, vs. Northern Iowa, 10-14-2023

Fumble Recoveries: 1, at Youngstown State, 10-5-2025,
and at North Dakota, 11-22-2025

Pass Breakups: 1, vs. Illinois State, 11-15-2025, and vs.
New Hampshire, 11-29-2025



98-MAC MULLER

6-1, 270, R-Fr.

Osage, Iowa • Osage H.S.

SINGLE-GAME CAREER HIGHS

Solo Tackles: 1, three times (last: vs. Mercyhurst, 9-27-25)

Assisted Tackles: 2, vs. Mercyhurst, 9-27-2025

Total Tackles: 3, vs. Mercyhurst, 9-27-2025



91-JACE SIFORE

6-4, 290, Jr.

Howard, South Dakota • Howard H.S.

SINGLE-GAME CAREER HIGHS

Solo Tackles: 2, vs. Illinois State, 11-15-2025

Assisted Tackles: 4, at North Dakota, 11-22-2025

Total Tackles: 4, at North Dakota, 11-22-2025, and vs.
New Hampshire, 11-29-2025

Tackles For Loss: 1.5, at South Dakota, 11-8-2025

Sacks: 1.0, three times (last: vs. Illinois State, 11-15-2025)

Blocked Kicks: 1, vs. Illinois State, 11-15-2025



55-AARON WOLCALE-HOLSTEN

6-2, 285, Sr.

Gilbert, Arizona • Williams Field H.S.

SINGLE-GAME CAREER HIGHS

Solo Tackles: 2, vs. Butler, 9-17-2022, and at

Youngstown State, 10-4-2025

Assisted Tackles: 2, five times (last: vs. New Hampshire,
11-29-2025)

Total Tackles: 3, four times (last: vs. New Hampshire,
11-29-2025)

Tackles for Loss: 1.5, at Missouri State, 11-23-2024

Sacks: 1.5, at Missouri State, 11-23-2024

Fumble Recoveries: 1, vs. Butler, 9-17-2022

CAREER HIGHS - DEFENSE

LINEBACKERS



47-KYTAN FYFE

6-2, 210, Jr.

Grand Island, Nebraska • Grand Island H.S.

SINGLE-GAME CAREER HIGHS

Solo Tackles: 4, at South Dakota, 11-8-2025

Assisted Tackles: 6, vs. Illinois State, 11-15-2025

Total Tackles: 8, vs. Illinois State, 11-15-2025

Tackles for Loss: 1.0, vs. Indiana State, 11-1-2025, and at South Dakota, 11-8-2025

Forced Fumbles: 1, vs. Youngstown State, 10-12-2024

Pass Breakups: 1, vs. Sacramento State, 8-30-2025



9-MATT GOEHRING

6-1, 220, Jr.

Sioux Falls, South Dakota • Roosevelt H.S./
Univ. of Sioux Falls

SINGLE-GAME CAREER HIGHS

Solo Tackles: 3, vs. New Hampshire, 11-29-2025

Assisted Tackles: 2, vs. Illinois State, 11-15-2025, and vs. New Hampshire, 11-29-2025

Total Tackles: 5, vs. New Hampshire, 11-29-2025


Tackles for Loss: 1.0, at Montana State, 9-6-2025

Sacks: 1.0, at Montana State, 9-6-2025

Pass Breakups: 1, vs. New Hampshire, 11-29-2025

Kickoff Returns: 1, vs. Illinois State, 11-15-2025, and at North Dakota, 11-22-2025

Long Kickoff Return: 16 yards, vs. Illinois State, 11-15-2025



33-BRYCE JOHNSON

6-3, 220, Jr.

Parker, Colorado • Lutheran H.S.

SINGLE-GAME CAREER HIGHS

Solo Tackles: 6, vs. New Hampshire, 11-29-2025

Assisted Tackles: 5, vs. Illinois State, 11-15-2025

Total Tackles: 10, vs. Illinois State, 11-15-2025, and vs. New Hampshire, 11-29, 2025

Tackles for Loss: 0.5, at North Dakota, 11-22-2025

Pass Breakups: 1, vs. Murray State, 11-2-2024

Kickoff Returns: 2, at Missouri State, 11-23-2024

Kickoff Return Yards: 16, at Missouri State, 11-23-2024

Long Kickoff Return: 10 yards, at Missouri State, 11-23-2024



44-CASEY LARSON

6-2, 205, Fr.

Woodinville, Washington • Woodinville H.S.

SINGLE-GAME CAREER HIGHS

Solo Tackles: 1, vs. Mercyhurst, 9-27-2025

Assisted Tackles: 1, vs. Mercyhurst, 9-27-2025, and at North Dakota, 11-22-2025

Total Tackles: 2, vs. Mercyhurst, 9-27-2025

Pass Breakups: 1, vs. Mercyhurst, 9-27-2025

Blocked Kicks: 1, at Montana State, 9-6-2025



5-CULLEN McSHANE

6-2, 230, Jr.

Marquette, Iowa • MFL MarMac H.S.

SINGLE-GAME CAREER HIGHS

Solo Tackles: 10, at Montana State, 9-6-2025

Assisted Tackles: 7, at South Dakota, 11-8-2025

Total Tackles: 12, at Montana State, 9-6-2025, and at Youngstown State, 10-4-2025


Tackles for Loss: 2.5, vs. Drake, 9-13-2025

Sacks: 1.0, at Murray State, 10-18-2025

Pass Breakups: 1, four times (last: vs. Northern Iowa, 10-11-2025)

Forced Fumbles: 1, at Illinois State, 10-7-2023, and vs. Northern Iowa, 10-11-2025

Blocked Kicks: 1, at Northern Iowa, 10-5-2024



48-JACK NASH

6-1, 185, R-Fr.

Palmer, Alaska • Colony H.S.

SINGLE-GAME CAREER HIGHS

Solo Tackles: 1, vs. Drake, 9-13-2025

Assisted Tackles: N/A

Total Tackles: 1, vs. Drake, 9-13-2025

Tackles for Loss: N/A



11-JOE OLLMAN

6-1, 230, Jr.

Mequon, Wisconsin • Homestead H.S.

SINGLE-GAME CAREER HIGHS

Solo Tackles: 7, at Montana State, 9-6-2025

Assisted Tackles: 6, vs. Illinois State, 11-15-2025

Total Tackles: 11, vs. Illinois State, 11-15-2025

Tackles for Loss: 2.0, vs. Drake, 9-13-2025

Sacks: 2.0, vs. Drake, 9-13-2025

Forced Fumbles: 1, four times (last: at Murray State, 10-18-2025)

Fumble Recoveries: 1, vs. Northern Iowa, 10-11-2025

Interceptions: 1, at Murray State, 10-18-2025

Pass Breakups: 1, three times (last: vs. New Hampshire, 11-29-2025)



4-ANDREW PRICE

6-1, 205, Fr.

West Des Moines, Iowa • Valley H.S.

SINGLE-GAME CAREER HIGHS

Solo Tackles: 1, vs. Drake, 9-13-2025, and vs. New Hampshire, 11-29-2025

Assisted Tackles: N/A

Total Tackles: 1, vs. Drake, 9-13-2025, and vs. New Hampshire, 11-29-2025

CAREER HIGHS - DEFENSE

LINEBACKERS (cont.)



45-BODEN SCHILLER

6-1, 200, R-Fr.

Volga, South Dakota • Sioux Valley H.S.

SINGLE-GAME CAREER HIGHS

Solo Tackles: 1, four times in 2025 (last: vs. New Hampshire, 11-29-2025)

Assisted Tackles: 1, vs. Illinois State, 11-15-2025

Total Tackles: 2, vs. Illinois State, 11-15-2025



21-MYLES GREEN

6-0, 180, Fr.

Homewood, Illinois • Homewood-Flossmoor H.S.

SINGLE-GAME CAREER HIGHS

Solo Tackles: 2, vs. Drake, 9-13-2025, and vs. Mercyhurst, 9-27-2025

Assisted Tackles: 1, three times (last: vs. Northern Iowa, 10-11-2025)

Total Tackles: 3, vs. Drake, 9-13-2025, and vs. Mercyhurst, 9-27-2025

Interceptions: 1, vs. Northern Iowa, 10-11-2025

Long Kick Return: 20 yards, vs. New Hampshire, 11-29-2025



28-CHASE VAN TOL

6-1, 200, So.

Tea, South Dakota • Tea Area H.S.

SINGLE-GAME CAREER HIGHS

Solo Tackles: 8, vs. Youngstown State, 10-12-2024, and at Youngstown State, 10-4-2025

Assisted Tackles: 2, four times (last: vs. Southern Illinois, 11-16-2024)

Total Tackles: 9, vs. Youngstown State, 10-12-2024

Tackles for Loss: 2.0, vs. Youngstown State, 10-12-2024, and vs. Northern Iowa, 10-11-2025

Sacks: 2.0, vs. Northern Iowa, 10-11-2025

Forced Fumbles: 1, at North Dakota, 11-9-2024

Fumble Recoveries: 1, at Montana State, 9-6-2025

Interceptions: 1, vs. Northern Iowa, 10-11-2025



0-ISAIAH JOHNSON

6-0, 185, Sr.

Chicago Heights, Illinois • Marian Catholic H.S./Bemidji State

SINGLE-GAME CAREER HIGHS

Solo Tackles: 5, vs. North Dakota State, 10-25-2025, and vs. Indiana State, 11-1-2025

Assisted Tackles: 2, vs. Indiana State, 11-1-2025

Total Tackles: 7, vs. Indiana State, 11-1-2025

Interceptions: 1, vs. Northern Iowa, 10-11-2025, and vs. New Hampshire, 11-29-2025

Long Interception Return: 8 yards, vs. Northern Iowa, 10-11-2025

Pass Breakups: 2, at Youngstown State, 10-4-2025, and vs. Illinois State, 11-15-2025

Fumble Recoveries: 1, vs. Illinois State, 11-15-2025



30-CODY COTTON

6-0, 185, Jr.

Pleasant Prairie, Wisconsin • Union Grove H.S./Upper Iowa

SINGLE-GAME CAREER HIGHS

Solo Tackles: 1, five times (last: vs. New Hampshire, 11-29-2025)

Assisted Tackles: 3, vs. North Dakota State, 10-25-2025

Total Tackles: 3, vs. North Dakota State, 10-25-2025

Blocked Kicks: 1, vs. Northern Iowa, 10-11-2025



1-JAYDEN OLIVER

6-4, 185, Sr.

Tampa, Florida • East Bay H.S./Buffalo

SINGLE-GAME CAREER HIGHS

Solo Tackles: 2, vs. Northern Iowa, 10-11-2025

Assisted Tackles: 3, at North Dakota, 11-22-2025

Total Tackles: 3, at North Dakota, 11-22-2025

Tackles for Loss: 1.0, vs. Sacramento State, 8-30-2025

Interceptions: 1, three times (last: at Murray State, 10-18-2025)

Long Interception Return: 24 yards, vs. Mercyhurst, 9-27-2025



13-AYDAN DAUTERMANN

6-2, 195, Sr.

Hartford, Wisconsin • Slinger H.S.

SINGLE-GAME CAREER HIGHS

Solo Tackles: 6, at North Dakota, 11-22-2025

Assisted Tackles: 2, vs. New Hampshire, 11-29-2025

Total Tackles: 6, at North Dakota, 11-22-2025

Tackles for Loss: 0.5, at Oklahoma State, 8-31-2024, and at Youngstown State, 10-4-2025

Interceptions: 1, vs. Mercer, 12-2-2023

Pass Breakups: 3, vs. Illinois State, 11-15-2025

Fumble Recoveries: 1, vs. Youngstown State, 10-12-2024



16-NOAH ST-JUSTE

5-10, 175, So.

Montreal, Quebec • Clearwater Academy International (Fla.)

SINGLE-GAME CAREER HIGHS

Solo Tackles: 5, at Youngstown State, 10-4-2025

Assisted Tackles: 1, four times in 2025 (last: vs. New Hampshire, 11-29-2025)

Total Tackles: 5, at Youngstown State, 10-4-2025

Tackles for Loss: 1.0, vs. Mercyhurst, 9-27-2025, and at Youngstown State, 10-4-2025

Sacks: 1.0, vs. Mercyhurst, 9-27-2025

Interceptions: 1, at North Dakota, 11-22-2025

Forced Fumbles: 1, at Montana State, 9-6-2025

CAREER HIGHS – DEFENSE

CORNERBACKS (cont.)



2-MYLES TAYLOR

6-1, 175, Sr.

Gilbert, Arizona • Williams Field H.S.

SINGLE-GAME CAREER HIGHS

Solo Tackles: 4, at South Dakota, 11-8-2025

Assisted Tackles: 2, vs. UAlbany, 12-15-2023, and at South Dakota, 11-8-2025

Total Tackles: 6, at South Dakota, 11-8-2025

Tackles for Loss: 1.0, vs. North Dakota State, 10-25-2025

Pass Breakups: 1, three times (last: vs. Indiana State, 11-1-2025)

Interceptions: 1, vs. Mercyhurst, 9-27-2025

Interception Return: 27 yards, vs. Mercyhurst, 9-27-2025

Punt Returns: 2, at South Dakota, 11-8-2025

Punt Return Yards: 38, at South Dakota, 11-8-2025

Long Punt Return: 24 yards, at South Dakota, 11-8-2025

SAFETIES



25-KOBY BRETZ

6-2, 210, Sr.

Omaha, Nebraska • Westside H.S./Nebraska

SINGLE-GAME CAREER HIGHS

Solo Tackles: 4, at South Dakota, 11-8-2025

Assisted Tackles: 3, three times in 2025 (last: vs. Illinois State, 11-15-2025)

Total Tackles: 7, at South Dakota, 11-8-2025

Tackles for Loss: 1.5, vs. Illinois State, 11-15-2025


Interceptions: 1, vs. North Dakota State, 10-25-2025

Pass Breakups: 2, vs. Sacramento State, 8-30-2025

Receptions: 1, vs. Indiana State, 11-1-2025

Receiving Yards: 28, vs. Indiana State, 11-1-2025

Long Reception: 28 yards, vs. Indiana State, 11-1-2025



6-JALEN B. LEE

6-0, 200, Jr.

Wentzville, Missouri • Fort Zumwalt H.S.

SINGLE-GAME CAREER HIGHS

Solo Tackles: 5, three times in 2025 (last: at South Dakota, 11-8-2025)

Assisted Tackles: 4, three times (last: at North Dakota, 11-22-2025)

Total Tackles: 9, vs. North Dakota State, 10-25-2025

Tackles for Loss: 1.5, at Youngstown State, 10-4-2025

Interceptions: 2, at Murray State, 10-18-2025

Pass Breakups: 1, three times (last: vs. New Hampshire, 11-29-2025)

Forced Fumbles: 1, vs. Illinois State, 11-15-2025



34-JACKSON POWERS

5-11, 185, So.


Maple Grove, Minnesota • Maple Grove H.S./ Minnesota

SINGLE-GAME CAREER HIGHS

Solo Tackles: N/A

Assisted Tackles: 1, vs. Mercyhurst, 9-27-2025

Total Tackles: 1, vs. Mercyhurst, 9-27-2025



38-MAX STANARD

5-11, 190, R-Fr.

Manhattan, Kansas • Manhattan H.S.

SINGLE-GAME CAREER HIGHS

Solo Tackles: 1, vs. Mercyhurst, 9-27-2025

Assisted Tackles: N/A

Total Tackles: 1, vs. Mercyhurst, 9-27-2025



3-DONTAY JOHNSON

6-2, 205, Jr.

Fort Collins, Colorado • Colorado Early College

SINGLE-GAME CAREER HIGHS

Solo Tackles: 4, vs. Indiana State, 11-1-2025

Assisted Tackles: 5, vs. New Hampshire, 11-29-2025

Total Tackles: 6, vs. Indiana State, 11-1-2025

Tackles for Loss: 1.0, vs. UC Davis, 9-10-2022

Pass Breakups: 1, four times (last: vs. Mercyhurst, 9-27-2025)



27-NOAH THOMPSON

6-0, 185, Jr.

Brandon, South Dakota • Brandon Valley H.S.

SINGLE-GAME CAREER HIGHS

Solo Tackles: 3, vs. Western Oregon, 8-31-2023, and vs. Northern Iowa, 10-11-2025

Assisted Tackles: 2, vs. Indiana State, 11-1-2025

Total Tackles: 3, three times (last: at Murray State, 10-18-2025)

Interceptions: 1, vs. Drake, 9-13-2025

Pass Breakups: 1, vs. Murray State, 11-2-2024, and vs. Drake, 9-13-2025

Note: Returned blocked punt 49 yards for TD at Northern Iowa, 10-5-24

2025 MISCELLANEOUS STATISTICS

GAME-BY-GAME COMPARISON

OPPONENT	SCORE	----FIRST DOWNS----				--RUSHING--	--PASSING--	YARDS	-TOTAL OFFENSE-	RETURN Yds	TURNOVERS
		TOTAL	RUSH	PASS	PEN	NUMBER-YARDS	COMP-ATT-INT		PLAYS-YARDS		
Sacramento State.	20-3	28 / 7	17 / 1	8 / 4	3 / 2	56-240 / 24-24	17-23-0 / 11-27-1	190 / 112	79-430 / 51-136	41 / 46	2 / 2
Montana State	30-24	16 / 17	8 / 11	6 / 5	2 / 1	40-123 / 42-210	17-25-0 / 19-29-0	174 / 139	65-297 / 71-349	44 / 62	2 / 2
Drake	37-21	23 / 18	11 / 6	11 / 10	1 / 2	43-211 / 32-121	18-25-0 / 18-29-1	225 / 174	68-436 / 61-295	65 / 0	0 / 2
Mercyhurst	51-7	26 / 9	7 / 2	18 / 7	1 / 0	37-126 / 20-41	24-32-0 / 13-20-2	343 / 113	69-469 / 40-154	110 / 118	0 / 2
Youngstown State	35-30	20 / 25	1 / 7	7 / 14	2 / 4	40-211 / 29-156	14-30-1 / 29-44-0	189 / 275	70-400 / 73-431	15 / 61	1 / 1
Northern Iowa	31-3	24 / 14	8 / 5	13 / 6	3 / 3	39-120 / 30-78	20-33-0 / 14-27-4	262 / 143	72-382 / 57-221	37 / 16	0 / 5
Murray State	35-14	25 / 20	14 / 7	10 / 11	1 / 2	52-211 / 28-111	18-27-1 / 20-32-4	258 / 327	79-469 / 60-438	18 / 22	1 / 4
North Dakota State	7-38	11 / 23	5 / 10	5 / 12	1 / 1	28-43 / 49-257	9-19-0 / 18-24-1	123 / 243	47-165 / 73-500	91 / 71	0 / 1
Indiana State	12-24	26 / 9	15 / 2	11 / 6	0 / 1	50-162 / 20-40	24-42-2 / 15-25-0	279 / 188	92-441 / 45-228	160 / 95	3 / 0
South Dakota	17-24	16 / 20	9 / 11	6 / 6	1 / 3	32-191 / 41-175	13-24-1 / 14-21-0	139 / 158	56-330 / 62-333	92 / 25	1 / 0
Illinois State	21-35	22 / 20	5 / 10	15 / 9	2 / 1	38-66 / 39-134	32-51-2 / 17-33-0	254 / 141	89-320 / 72-275	24 / 58	3 / 1
North Dakota	34-31	19 / 18	12 / 3	5 / 12	2 / 3	55-202 / 33-75	6-17-2 / 20-33-1	132 / 292	72-334 / 66-367	61 / 41	3 / 2
New Hampshire	41-3	23 / 12	12 / 10	11 / 1	0 / 1	40-193 / 33-144	17-21-1 / 10-23-1	232 / 48	61-425 / 56-192	41 / 68	1 / 1
Totals	371-275	279/212	134/85	126/103	19/24	550-2,099/420-1,566	229-369-10/218-367-15	2,800/2,353	919-4,899/787-3,919	799/683	17/23

MISCELLANEOUS GAME-BY-GAME STATISTICS

THIRD-DOWN CONVERSIONS

OPPONENT	OVERALL	1ST QTR	2ND QTR	3RD QTR	4TH QTR/OT
Sacramento State	5-15	3-5	0-3	1-3	1-4
Montana State	1-13	0-2	0-2	1-3	0-6/0-0
Drake	3-9	0-2	1-3	1-3	1-1
Mercyhurst	9-13	4-5	2-4	2-2	1-2
Youngstown State	6-14	0-3	3-5	1-1	2-5
Northern Iowa	5-14	3-4	0-2	0-4	2-4
Murray State	8-15	3-5	1-3	1-3	3-4
North Dakota State	3-11	0-2	1-4	1-2	1-3
Indiana State	10-19	2-4	2-5	0-2	6-8
South Dakota	5-13	1-2	3-5	1-4	0-2
Illinois State	4-19	0-3	2-6	2-6	0-4
North Dakota	5-14	0-2	1-4	2-4	1-3/0-0
New Hampshire	8-12	4-4	1-1	1-3	2-4
Totals	72-181	20-43	17-47	14-40	20-50/0-0
	39.8%	46.5%	36.2%	35.0%	40.0%/0.0%
Opponents	52-167	16-39	13-45	9-38	13-42/1-2
	31.1%	41.0%	28.9%	23.7%	31.0%/50.0%

TIME OF POSSESSION

OPPONENT	OVERALL	1ST QTR	2ND QTR	3RD QTR	4TH QTR
Sacramento State	41:06	11:04	9:28	8:15	12:19
Montana State	33:05	10:03	4:49	9:24	8:49
Drake	32:30	6:48	11:18	9:15	5:09
Mercyhurst	36:47	8:38	10:16	6:22	11:31
Youngstown State	29:31	6:14	7:28	6:59	8:50
Northern Iowa	31:59	8:47	5:37	8:43	8:52
Murray State	35:55	10:30	7:05	6:59	11:21
North Dakota State	21:59	3:00	4:54	6:47	7:18
Indiana State	41:12	10:08	12:00	8:37	10:27
South Dakota	27:24	4:05	8:45	8:47	5:47
Illinois State	31:04	4:22	8:19	10:45	7:38
North Dakota	35:57	8:04	10:38	9:01	8:14
New Hampshire	31:11	11:34	4:52	6:14	8:31
Totals	429:40	103:17	105:29	106:08	114:46
Avg.	33:03	7:57	8:07	8:10	8:50
Opponents	350:20	91:43	89:31	88:52	80:14
Avg.	26:57	7:03	6:53	6:50	6:10

FOURTH-DOWN CONVERSIONS

OPPONENT	OVERALL	1ST QTR	2ND QTR	3RD QTR	4TH QTR/OT
Sacramento State	2-3	1-1	1-1	0-0	0-1
Montana State	1-2	0-0	0-0	0-0	1-2/0-0
Drake	1-4	0-2	1-2	0-0	0-0
Mercyhurst	1-1	0-0	0-0	0-0	1-1
Youngstown State	0-2	0-1	0-1	0-0	0-0
Northern Iowa	0-1	0-0	0-0	0-1	0-0
Murray State	0-0	0-0	0-0	0-0	0-0
North Dakota State	0-2	0-0	0-0	0-0	0-2
Indiana State	0-5	0-1	0-1	0-1	0-2
South Dakota	0-1	0-0	0-0	0-0	0-1
Illinois State	6-10	0-1	3-3	2-2	1-4
North Dakota	2-3	0-0	2-2	0-1	0-0
New Hampshire	3-3	0-0	0-0	1-1	2-2
Totals	16-37	1-6	7-10	3-6	5-15
	43.2%	16.7%	70.0%	50.0%	33.3%
Opponents	16-27	6-6	5-8	2-4	3-8
	59.3%	100.0%	62.5%	50.0%	37.5%

PENALTIES

OPPONENT	SDSU	OPP
Sacramento State	5-50	9-66
Montana State	5-45	4-28
Drake	7-68	3-25
Mercyhurst	8-60	8-55
Youngstown State	7-43	7-60
Northern Iowa	8-85	5-49
Murray State	5-41	3-25
North Dakota State	4-23	6-55
Indiana State	4-41	2-10
South Dakota	10-87	6-45
Illinois State	6-36	3-35
North Dakota	6-60	4-40
New Hampshire	2-18	4-16
Totals	79-657	64-513

JACKRABBITS' RECORD WHEN ...

Overall	9-4	Opponent Scores First	3-2	Tied After 3 Quarters	1-0	Less Possession Time Than Opponent	1-2
Missouri Valley Football Conference	4-4	Leading After 1 Quarter	5-1	Game Decided in Overtime	2-0	More Penalties Than Opponent	5-3
Non-Conference	5-0	Trailing After 1 Quarter	2-3	Rush For More Yards Than Opponent	8-2	Fewer Penalties Than Opponent	2-1
Home Games	5-3	Tied After 1 Quarter	2-0	Rush For Fewer Yards Than Opponent	1-2	Same No. of Penalties as Opponent	2-0
Away Games	4-1	Leading At Halftime	6-0	Pass For More Yards Than Opponent	6-2	Force More Turnovers Than Opponent	4-1
Neutral-Site Games	0-0	Trailing At Halftime	2-3	Pass For Fewer Yards Than Opponent	3-2	Force Fewer Turnovers Than Opponent	1-3
Day Games	5-3	Tied at Halftime	1-1	More Total Yards Than Opponent	6-2	Same Number of Turnovers as Opp.	4-0
Night Games (start 6 p.m. or later)	4-1	Leading After 3 Quarters	8-0	Fewer Total Yards Than Opponent	3-2		
Scores First	6-2	Trailing After 3 Quarters	0-4	More Possession Time Than Opponent	8-2		

SOUTH DAKOTA STATE POSTSEASON HISTORY

NCAA DIVISION II PLAYOFFS

1979: Youngstown State 50, South Dakota State 7
(Nov. 28, 2009, at Missoula, Mont.)

FCS PLAYOFFS

2009: Montana 61, South Dakota State 48
(Nov. 28, 2009, at Missoula, Mont.)

2012: South Dakota State 58, Eastern Illinois 10
(Nov. 24, 2012, at Coughlin-Alumni Stadium)
North Dakota State 28, South Dakota State 3
(Dec. 1, 2012, at Fargo, N.D.)

2013: South Dakota State 26, Northern Arizona 7
(Nov. 30, 2013, at Flagstaff, Ariz.)
Eastern Washington 41, South Dakota State 17
(Dec. 7, 2013, at Cheney, Wash.)

2014: South Dakota State 47, Montana State 40
(Nov. 29, 2014, at Bozeman, Mont.)
North Dakota State 27, South Dakota State 24
(Dec. 6, 2014, at Fargo, N.D.)

2015: Montana 24, South Dakota State 17
(Nov. 28, 2015, at Missoula, Mont.)

2016: South Dakota State 10, Villanova 7
(Dec. 3, 2016, at Dana J. Dykhouse Stadium)
North Dakota State 36, South Dakota State 10
(Dec. 10, 2016, at Fargo, N.D.)

2017: South Dakota State 37, Northern Iowa 22
(Dec. 2, 2017, at Dana J. Dykhouse Stadium)
South Dakota State 56, New Hampshire 14
(Dec. 9, 2017, at Dana J. Dykhouse Stadium)
James Madison 51, South Dakota State 16
(Dec. 16, 2017, at Harrisonburg, Va.)

2018: South Dakota State 51, Duquesne 6
(Dec. 1, 2018, at Dana J. Dykhouse Stadium)
South Dakota State 27, Kennesaw State 17
(Dec. 8, 2018, at Kennesaw, Ga.)
North Dakota State 44, South Dakota State 21
(Dec. 14, 2018, at Fargo, N.D.)

2019: Northern Iowa 13, South Dakota State 10
(Dec. 7, 2019, at Dana J. Dykhouse Stadium)

2020-21: South Dakota State 31, Holy Cross 3
(April 24, 2021, at Dana J. Dykhouse Stadium)
South Dakota State 31, Southern Illinois 26
(May 2, 2021, at Dana J. Dykhouse Stadium)
South Dakota State 33, Delaware 3
(May 8, 2021, at Dana J. Dykhouse Stadium)
Sam Houston 23, South Dakota State 21
(May 16, 2021, at Frisco, Texas)

2021: South Dakota State 56, UC Davis 24
(Nov. 27, 2021, at Dana J. Dykhouse Stadium)
South Dakota State 24, Sacramento State 19
(Dec. 4, 2021, at Sacramento, Calif.)
South Dakota State 35, Villanova 21
(Dec. 11, 2021, at Villanova, Pa.)
Montana State 31, South Dakota State 17
(Dec. 18, 2021, at Bozeman, Mont.)

2022: South Dakota State 42, Delaware 6
(Dec. 3, 2022, at Dana J. Dykhouse Stadium)
South Dakota State 42, Holy Cross 21
(Dec. 10, 2022, at Dana J. Dykhouse Stadium)
South Dakota State 39, Montana State 18
(Dec. 17, 2022, at Dana J. Dykhouse Stadium)
South Dakota State 45, North Dakota State 21
(Jan. 8, 2023, at Frisco, Texas)

2023: South Dakota State 41, Mercer 0
(Dec. 2, 2023, at Dana J. Dykhouse Stadium)
South Dakota State 23, Villanova 12
(Dec. 9, 2023, at Dana J. Dykhouse Stadium)
South Dakota State 59, UAlbany 0
(Dec. 15, 2023, at Dana J. Dykhouse Stadium)
South Dakota State 23, Montana 3
(Jan. 7, 2024, at Frisco, Texas)

2024: South Dakota State 35, Montana 18
(Dec. 7, 2024, at Dana J. Dykhouse Stadium)
South Dakota State 55, Incarnate Word 14
(Dec. 14, 2024, at Dana J. Dykhouse Stadium)
North Dakota State 28, South Dakota State 21
(Dec. 21, 2024, at Fargo, N.D.)

2025: South Dakota State 41, New Hampshire 3
(Nov. 29, 2024, at Dana J. Dykhouse Stadium)

Records Versus Opponent

UAlbany	1-0	Montana State	2-1
UC Davis	1-0	New Hampshire	2-0
Delaware	2-0	North Dakota State	1-5
Duquesne	1-0	Northern Arizona	1-0
Eastern Illinois	1-0	Northern Iowa	1-1
Eastern Washington	0-1	Sacramento State	1-0
Holy Cross	2-0	Sam Houston	0-1
Incarnate Word	1-0	Southern Illinois	1-0
James Madison	0-1	Villanova	3-0
Kennesaw State	1-0	Youngstown State	0-1
Mercer	1-0	Totals	25-13
Montana	2-2		

Records By Location

<i>Home Venues</i>	
Coughlin-Alumni Stadium (2012).....	1-0
Dana J. Dykhouse Stadium (2016-present)	17-1
<i>Neutral Site</i>	
Toyota Stadium; Frisco, Texas	2-1
<i>Road Contests</i>	
at Eastern Washington	0-1
at James Madison	0-1
at Kennesaw State	1-0
at Montana	0-2
at Montana State	1-1
at North Dakota State	0-5
at Northern Arizona	1-0
at Sacramento State	1-0
at Villanova	1-0
at Youngstown State	0-1

SOUTH DAKOTA STATE PLAYOFF RECORD BOOK

INDIVIDUAL

RUSHING ATTEMPTS: 35, by Kyle Minett, at Montana, 11-28-2009
RUSHING YARDS: ^295, by Zach Zenner, vs. Eastern Illinois, 11-24-2012
RUSHING AVERAGE (MIN. 10 ATT.): 15.6 yards per carry (10-156), by Isaiah Davis, vs. Holy Cross, 4-24-2021
RUSHING TOUCHDOWNS: 4, by Zach Zenner, at Montana State, 11-29-2014
LONG RUSH: 87 yards (for TD), by Zach Zenner, at Northern Arizona, 11-30-2013
PASS ATTEMPTS: 43, by Taryn Christion, at Montana, 11-28-2015, and at James Madison, 12-16-2017
PASS COMPLETIONS: 26, by Austin Sumner, at Eastern Washington, 12-7-2013
YARDS PASSING: 315, by Austin Sumner, at Eastern Washington, 12-7-2013
TOUCHDOWN PASSES: 3, by Thomas O'Brien, at Montana, 11-28-2009; by Taryn Christion, vs. Northern Iowa, 12-2-2017; by Mark Gronowski, four times (last: vs. Incarnate Word, 12-14-2024), and by Chase Mason, vs. New Hampshire, 11-29-2025
RECEPTIONS: 11, by Trevor Tiefenthaler, at Eastern Washington, 12-7-2013
YARDS RECEIVING: 151, by Jadon Janke, vs. UAlbany, 12-15-2023
RECEIVING AVERAGE (MIN. 4 REC.): 25.2 yards, by Jadon Janke, vs. UAlbany, 12-15-2023 (6 rec.)
RECEIVING TOUCHDOWNS: 3, by Colin Cochart, at Montana, 11-28-2009
LONG RECEPTION: 69 yards (for TD), by Zach Zenner, at Montana State, 11-29-2014
ALL-PURPOSE YARDS: 324 (252 rushing, 72 receiving), by Zach Zenner, at Montana State, 11-29-2014
TOTAL OFFENSE: 331 yards (315 passing, 16 rushing), by Austin Sumner, at Eastern Washington, 12-7-2013
FIELD GOALS MADE: 3, by Justin Syrovatka, vs. Eastern Illinois, 11-24-2012, and by Chase Vinatieri, vs. Northern Iowa, 12-2-2017
FIELD GOALS ATTEMPTED: 3, by Justin Syrovatka, vs. Eastern Illinois, 11-24-2012; by Chase Vinatieri, vs. Northern Iowa, 12-2-2017, and by Cole Frahm, vs. UC Davis, 11-27-2021
LONG FIELD GOAL: 55 yards, by Chase Vinatieri, vs. Northern Iowa, 12-2-2017
PUNTS: 9, by Brady Hale, at Montana, 11-28-2015
PUNTING AVERAGE (MIN. 2 ATT.): 53.7 yards (3 punts), by Hunter Dustman, vs. Incarnate Word, 12-14-2024
LONG PUNT: 69 yards, by Hunter Dustman, vs. Incarnate Word, 12-14-2024
PUNT RETURNS: 5, by Je Ryan Butler, at Northern Arizona, 11-30-2013
PUNT RETURN YARDS: 90, by Je Ryan Butler, at Northern Arizona, 11-30-2013
LONG PUNT RETURN: 80 yards, by Je Ryan Butler, at North Dakota State, 12-6-2014
KICKOFF RETURNS: 5, by Tyrel Kool, at Montana, 11-28-2009
KICKOFF RETURN YARDS: 115 (2 returns), by Cade Johnson, vs. New Hampshire, 12-9-2017
LONG KICKOFF RETURN: 99 yards (for TD), by Cade Johnson, vs. New Hampshire, 12-9-2017
TACKLES: 18, by Ross Shafrath, at North Dakota State, 12-1-2012
TACKLES FOR LOSS: 4.0, by Chase Douglas, at Northern Arizona, 11-30-2013
SACKS: 2.5, by Ryan Earith, vs. Northern Iowa, 12-7-2019, and by Reece Winkelman, vs. Delaware, 5-8-2021
INTERCEPTIONS: 3, by Dalys Beanum, vs. UC Davis, 11-27-2021
LONG INTERCEPTION RETURN: 65 yards, by Christian Rozeboom, at James Madison, 12-16-2017
PASS BREAKUPS: 3, by Don Gardner, vs. Sam Houston, 5-16-2021
LONG FUMBLE RETURN: 45 yards, by Winston Wright, vs. Eastern Illinois, 11-24-2012

^ tied school record



Tight end Colin Cochart caught three touchdown passes in the Jackrabbits' first-ever Football Championship Subdivision playoff game, Nov. 28, 2009, at Montana.

TEAM

POINTS SCORED: 59, vs. UAlbany, 12-15-2023
MOST POINTS-QUARTER: 24, vs. Eastern Illinois (second quarter), 11-24-2012; vs. North Dakota State (second quarter), 1-8-2023, and vs. Incarnate Word (second quarter), 12-14-2024
FIRST DOWNS: 29, vs. Eastern Illinois, 11-24-2012
RUSHING ATTEMPTS: 53, vs. Eastern Illinois, 11-24-2012
RUSHING YARDS: 446, vs. UC Davis, 11-27-2021
AVERAGE PER RUSH: 10.6 yards per carry, vs. UC Davis, 11-27-2021
RUSHING TOUCHDOWNS: 6, vs. Eastern Illinois, 11-24-2012
PASS ATTEMPTS: 48, at James Madison, 12-16-2017
PASS COMPLETIONS: 26, at Eastern Washington, 12-7-2013
YARDS PASSING: 336, vs. UAlbany, 12-15-2023
YARDS PER ATTEMPT: 16.0, vs. UAlbany, 12-15-2023
YARDS PER COMPLETION: 25.4, vs. Incarnate Word, 12-14-2024
TOUCHDOWN PASSES: 4, vs. UAlbany, 12-15-2023, and vs. New Hampshire, 11-29-2025
TOTAL OFFENSE: 580 yards (434 rushing, 146 passing), vs. Eastern Illinois, 11-24-2012
TOTAL PLAYS: 84, at Montana, 11-28-2015
AVERAGE GAIN PER PLAY: 10.5 yards, vs. UAlbany, 12-15-2023
SACKS: 7, at Northern Arizona, 11-30-2013, and vs. Delaware, 5-8-2021
INTERCEPTIONS FORCED: ^6, vs. UC Davis, 11-27-2021
PENALTIES: 10, at Montana, 11-28-2009
PENALTY YARDS: 75, at Montana, 11-28-2009
FUMBLES: 4, at James Madison, 12-16-2017
FUMBLES LOST: 4, at James Madison, 12-16-2017
TIME OF POSSESSION-GAME: 37:03, vs. Eastern Illinois, 11-24-2012
TIME OF POSSESSION-QUARTER: 12:26, vs. Incarnate Word (second quarter), 12-14-2024

2025 South Dakota State University Football
Overall Statistics (as of Dec 1, 2025)

Team Statistics	SDS	OPP
SCORING	371	257
Points Per Game	28.54	19.77
FIRST DOWNS	279	213
Rushing	134	86
Passing	126	103
Penalty	19	24
RUSHING YARDAGE	2099	1566
Yards gained	2485	1843
Yards lost	386	277
Attempts	550	420
Avg Per Attempt	3.8	3.7
Avg Per Game	161.5	120.5
TDs Rushing	26	13
PASSING YARDAGE	2800	2353
Att-Comp-Int	369-229-10	367-218-15
Avg Per Attempt	7.59	6.41
Avg Per Catch	12.23	10.79
Avg Per Game	215.38	181.00
TDs Passing	23	15
TOTAL OFFENSE	4899	3919
Total Plays	919	787
Avg Per Play	5.3	5.0
Avg Per Game	376.8	301.5
KICK RETURNS: #-YARDS	30-590	28-561
PUNT RETURNS: #-YARDS	20-122	14-94
INT RETURNS: #-YARDS	15-88	10-39
KICK RETURN AVERAGE	19.67	20.04
PUNT RETURN AVERAGE	6.10	6.71
INT RETURN AVERAGE	5.87	3.90
FUMBLES-LOST	17-7	13-8
PENALTIES-YARDS	77-657	64-509
Avg Per Game	50.54	39.15
PUNTS-YARDS	45-2083	64-2621
Avg Per Punt	46.29	40.95
Net Punt Avg	41.09	37.17
KICKOFFS-YARDS	69-3920	52-2945
Avg Per Kick	56.81	56.63
Net Kick Avg	42.30	39.52
TIME OF POSSESSION	07:09:34	05:50:20
Per Game	33:03	26:57
3RD-DOWN CONVERSIONS	72-181	52-169
3rd-Down Pct	39.78 %	30.77 %
4TH-DOWN CONVERSIONS	16-37	16-27
4th-Down Pct	43.24 %	59.26 %
SACKS BY-YARDS	28-177	31-208
MISC YARDS	0	0
TOUCHDOWNS SCORED	49	31
FIELD GOALS-ATTEMPTS	11-17	13-18
ON-SIDE KICKS	0-0	0-2
RED-ZONE SCORES	46-57	26-32
RED-ZONE TOUCHDOWNS	38-57	17-32
PAT-ATTEMPTS	42-42	28-28
ATTENDANCE	134,067	53,740
Dates-Avg Per Date	9-14,896	4-13,435
Neutral Site #-Avg	-	0-0

Conf	Date	Opponent	WL	Score	Record	Time	Attend
	08/30/2025	SACRAMENTO ST.	W	20-3	1-0 , 0-0	03:10	19,163
	09/06/2025	at Montana St.	W	30-24	2-0 , 0-0	03:34	22,117
	09/13/2025	DRAKE	W	37-21	3-0 , 0-0	03:11	19,213
	09/27/2025	MERCYHURST	W	51-7	4-0 , 0-0	03:04	19,034
*	10/04/2025	at Youngstown St.	W	35-30	5-0 , 1-0	03:30	11,068
*	10/11/2025	UNI	W	31-3	6-0 , 2-0	03:06	19,342
*	10/18/2025	MURRAY ST.	W	35-14	7-0 , 3-0	03:14	6,746
*	10/25/2025	NORTH DAKOTA ST.	L	7-38	7-1 , 3-1	03:14	19,477
*	11/01/2025	INDIANA ST.	L	12-24	7-2 , 3-2	03:00	15,842
*	11/08/2025	at South Dakota	L	17-24	7-3 , 3-3	03:09	9,159
*	11/15/2025	ILLINOIS ST.	L	21-35	7-4 , 3-4	03:15	11,407
*	11/22/2025	at North Dakota	W	34-31	8-4 , 4-4	03:21	11,396
	11/29/2025	NEW HAMPSHIRE	W	41-3	9-4 , 4-4	02:45	3,843

* = Conference game

Score by Quarters	1st	2nd	3rd	4th	OT	Total
South Dakota St.	78	105	73	96	19	371
Opponents	94	76	25	52	10	257

2025 South Dakota State University Football
Overall Statistics (as of Dec 1, 2025)

#	Rushing	GP	ATT	GAIN	LOSS	NET	AVG	TD	LG	AVG/G
15	Loughridge, Julius	13	212	1056	40	1016	4.8	7	37	78.15
32	Basinger, James	13	79	326	22	304	3.8	4	20	23.38
34	Johnson, Josiah	7	68	279	3	276	4.1	6	14	39.43
7	Mason, Chase	8	61	264	100	164	2.7	4	34	20.50
	Blair, Corey	5	20	102	6	96	4.8	1	42	19.20
19	Smith, Jack	13	4	91	0	91	22.8	1	75	7.00
16	Henry, Jack	6	45	165	83	82	1.8	1	16	13.67
1	O'Groske, Lofton	6	5	51	0	51	10.2	1	24	8.50
13	Marble, Luke	6	22	85	55	30	1.4	0	17	5.00
24	Begeman, Brenden	5	10	31	3	28	2.8	1	19	5.60
43	Gustad, Andrew	13	5	14	0	14	2.8	0	4	1.08
2	Garcia-Castaneda, Isaiah	13	1	8	0	8	8.0	0	8	0.62
82	Kuntz, Coleman	5	1	1	0	1	1.0	0	1	0.20
97	Leiferman, Blake	13	0	0	0	0	0.0	0	0	0.00
84	Bullock, Alex	13	6	12	19	-7	-1.2	0	7	-0.54
	Team	13	9	0	24	-24	-2.7	0	0	-1.85
41	Pelham, Max	13	2	0	31	-31	-15.5	0	0	-2.38
	Total	13	550	2485	386	2099	3.8	26	75	161.46
	Opponents	13	420	1843	277	1566	3.7	13	74	120.46

#	Passing	GP	Rating	COMP-ATT-INT	PCT	YDS	TD	LG	AVG/G
7	Mason, Chase	8	162.81	127-189-2	67.20 %	1649	14	52	206.13
16	Henry, Jack	6	106.84	59-107-6	55.14 %	605	5	49	100.83
13	Marble, Luke	6	128.91	41-71-2	57.75 %	492	4	46	82.00
41	Pelham, Max	13	335.20	1-1-0	100.00 %	28	0	28	2.15
	Garcia-Castaneda, Isaiah	13	318.40	1-1-0	100.00 %	26	0	26	2.00
	Total	13	140.95	229-369-10	62.06 %	2800	23	52	215.38
	Opponents	13	118.57	218-367-15	59.40 %	2353	15	89	181.00

#	Recelving	GP	NO	YDS	AVG	TD	LG	AVG/G
84	Bullock, Alex	13	65	820	12.62	5	51	63.08
12	Goering, Graham	13	39	519	13.31	1	52	39.92
19	Smith, Jack	13	32	394	12.31	4	46	30.31
1	O'Groske, Lofton	6	27	355	13.15	4	44	59.17
88	Gannon, Greyton	13	29	320	11.03	3	42	24.62
2	Garcia-Castaneda, Isaiah	13	8	93	11.63	0	21	7.15
82	Kuntz, Coleman	5	6	77	12.83	1	27	15.40
32	Basinger, James	13	8	72	9.00	0	19	5.54
8	Dresie, Sammy	10	4	55	13.75	0	29	5.50
10	Delahoyde, Brayden	12	2	29	14.50	2	25	2.42
25	Bretz, Koby	13	1	28	28.00	0	28	2.15
43	Gustad, Andrew	13	3	17	5.67	3	11	1.31
	Blair, Corey	5	2	14	7.00	0	9	2.80
4	Alpers, David	10	1	6	6.00	0	6	0.60
15	Loughridge, Julius	13	1	2	2.00	0	2	0.15
34	Johnson, Josiah	7	1	-1	-1.00	0	0	-0.14
	Total	13	229	2800	12.23	23	52	215.38
	Opponents	13	218	2353	10.79	15	89	181.00

#	Punt Returns	NO	YRDS	AVG	TD	LG
2	Taylor, Myles	12	106	8.83	0	24
2	Garcia-Castaneda, Isaiah	7	15	2.14	0	20
44	Larson, Casey	1	1	1.00	0	1
	Total	20	122	6.10	0	24
	Opponents	14	94	6.71	0	26

#	Interceptions	NO	YRDS	AVG	TD	LG
1	Oliver, Jayden	3	24	8.00	0	24
6	Lee, Jalen B.	3	0	0.00	0	0
0	Johnson, Isaiah	2	8	4.00	0	8
28	Van Tol, Chase	1	29	29.00	0	29
2	Taylor, Myles	1	27	27.00	0	27
25	Bretz, Koby	1	0	0.00	0	0
21	Green, Myles	1	0	0.00	0	0
11	Ollman, Joe	1	0	0.00	0	0
16	St-Juste, Noah	1	0	0.00	0	0
27	Thompson, Noah	1	0	0.00	0	0
	Total	15	88	5.87	0	29
	Opponents	10	39	3.90	1	21

#	Kick Returns	NO	YRDS	AVG	TD	LG
19	Smith, Jack	13	330	25.38	0	50
2	Garcia-Castaneda, Isaiah	5	123	24.60	0	36
24	Begeman, Brenden	2	50	25.00	0	29
21	Green, Myles	2	32	16.00	0	20
9	Goehring, Matt	2	21	10.50	0	16
10	Delahoyde, Brayden	4	20	5.00	0	14
4	Alpers, David	1	14	14.00	0	14
84	Bullock, Alex	1	0	0.00	0	0
	Total	30	590	19.67	0	50
	Opponents	28	561	20.04	1	95

#	Fumble Returns	NO	YRDS	AVG	TD	LG
51	Green, Logan	1	0	0.00	0	0
	Total	1	0	0.00	0	0
	Opponents	1	2	2.00	1	2

2025 South Dakota State University Football
Overall Statistics (as of Dec 1, 2025)

#	Scoring	TD	FG	PAT					SAF	PTS
				KICK	RUSH	RCV	PASS	DXP		
26	Stader, Eli	—	10	42-42	—	—	—	—	—	72
15	Loughridge, Julius	7	—	—	—	—	—	—	—	42
34	Johnson, Josiah	6	—	—	—	—	—	—	—	36
84	Bullock, Alex	5	—	—	—	—	—	—	—	30
1	O'Groske, Lofton	5	—	—	—	—	—	—	—	30
19	Smith, Jack	5	—	—	—	—	—	—	—	30
32	Basinger, James	4	—	—	—	—	—	—	—	24
7	Mason, Chase	4	—	—	—	—	0-2	—	—	24
88	Gannon, Greyton	3	—	—	—	—	—	—	—	18
43	Gustad, Andrew	3	—	—	—	—	—	—	—	18
10	Delahoyde, Brayden	2	—	—	—	—	—	—	—	12
16	Henry, Jack	1	—	—	—	1	1-2	—	—	8
24	Begeman, Brenden	1	—	—	—	—	—	—	—	6
	Blair, Corey	1	—	—	—	—	—	—	—	6
12	Goering, Graham	1	—	—	—	—	—	—	—	6
82	Kuntz, Coleman	1	—	—	—	—	—	—	—	6
81	Harrington, Ryan	—	1	—	—	—	—	—	—	3
2	Garcia-Castaneda, Isaiah	—	—	—	0-1	—	—	—	—	0
41	Pelham, Max	—	—	—	0-1	—	—	—	—	0
Total		49	11	42-42	0-2	1	1-4	—	—	371
Opponents		31	13	28-28	—	2	2-3	—	—	257

#	Field Goals	FGM-FGA	PCT	I20	20-29	30-39	40-49	50+	LG	BLK
26	Stader, Eli	10-16	62.50 %	0-0	5-5	2-5	3-6	0-0	46	0
			100.00 %							
81	Harrington, Ryan	1-1		0-0	0-0	1-1	0-0	0-0	39	0
Total		11-17	64.71 %	0-0	5-5	3-6	3-6	0-0	46	0
Opponents		13-18	72.22 %	0-1	1-2	5-7	7-8	0-0	46	2

FG Sequence	South Dakota St.	Opponents
Sacramento St.	(22),37,48,(28)	(36)
Montana St.	(25),36	45,(33)
Drake	38,(39)	(41),44,(24)
Mercyhurst	(36),(25),(28)	-
Youngstown St.	-	(29),43
UNI	41,45,(30)	36,(30)
Murray St.	-	-
North Dakota St.	-	(43)
Indiana St.	(44),(46)	(46)
South Dakota	(40)	(34)
Illinois St.	-	51
North Dakota	-	(20),(29),(40)
New Hampshire	-	(30)

Numbers in (parentheses) indicate field goal was made.

#	Total Offense	G	Plays	Rush	Pass	Total	AVG/G
7	Mason, Chase	8	250	164	1649	1813	226.63
15	Loughridge, Julius	13	212	1016	0	1016	78.15
16	Henry, Jack	6	152	82	605	687	114.50
13	Marble, Luke	6	93	30	492	522	87.00
32	Basinger, James	13	79	304	0	304	23.38
34	Johnson, Josiah	7	68	276	0	276	39.43
	Blair, Corey	5	20	96	0	96	19.20
19	Smith, Jack	13	4	91	0	91	7.00
1	O'Groske, Lofton	6	5	51	0	51	8.50
	Garcia-Castaneda, Isaiah	13	2	8	26	34	2.62
24	Begeman, Brenden	5	10	28	0	28	5.60
43	Gustad, Andrew	13	5	14	0	14	1.08
82	Kuntz, Coleman	5	1	1	0	1	0.20
41	Pelham, Max	13	3	-31	28	-3	-0.23
84	Bullock, Alex	13	6	-7	0	-7	-0.54
	Team	13	9	-24	0	-24	-1.85
Total		13	919	2099	2800	4899	376.85
Opponents		13	787	1566	2353	3919	301.46

#	Punting	NO	YDS	AVG	LG	TB	FC	I20	50+	BLK
41	Pelham, Max	38	1849	48.66	68	7	12	13	18	0
26	Stader, Eli	4	153	38.25	40	0	0	0	0	0
13	Marble, Luke	2	81	40.50	47	0	0	2	0	0
	Team	1	0	0.00	0	0	0	0	0	1
Total		45	2083	46.29	68	7	12	15	18	1
Opponents		64	2621	40.95	71	6	19	15	9	1

#	Kickoffs	NO	YDS	AVG	TB	OB
81	Harrington, Ryan	59	3390	57.5	20	2
26	Stader, Eli	10	530	53.0	2	0
Total		69	3920	56.8	22	2
Opponents		52	2945	56.6	15	3

2025 South Dakota State University Football
Overall Statistics (as of Dec 1, 2025)

#	All Purpose	G	RUSH	RCV	PR	KR	IR	Total	AVG/G
15	Loughridge, Julius	13	1016	2	0	0	0	1018	78.31
19	Smith, Jack	13	91	394	0	330	0	815	62.69
84	Bullock, Alex	13	-7	820	0	0	0	813	62.54
12	Goering, Grahm	13	0	519	0	0	0	519	39.92
1	O'Groske, Lofton	6	51	355	0	0	0	406	67.67
32	Basinger, James	13	304	72	0	0	0	376	28.92
88	Gannon, Greyton	13	0	320	0	0	0	320	24.62
34	Johnson, Josiah	7	276	-1	0	0	0	275	39.29
2	Garcia-Castaneda, Isaiah	13	8	93	15	123	0	239	18.38
7	Mason, Chase	8	164	0	0	0	0	164	20.50
2	Taylor, Myles	12	0	0	106	0	27	133	11.08
	Blair, Corey	5	96	14	0	0	0	110	22.00
16	Henry, Jack	6	82	0	0	0	0	82	13.67
24	Begeman, Brenden	5	28	0	0	50	0	78	15.60
82	Kuntz, Coleman	5	1	77	0	0	0	78	15.60
8	Dresie, Sammy	10	0	55	0	0	0	55	5.50
10	Delahoyde, Brayden	12	0	29	0	20	0	49	4.08
21	Green, Myles	12	0	0	0	32	0	32	2.67
43	Gustad, Andrew	13	14	17	0	0	0	31	2.38
13	Marble, Luke	6	30	0	0	0	0	30	5.00
28	Van Tol, Chase	8	0	0	0	0	29	29	3.63
25	Bretz, Koby	13	0	28	0	0	0	28	2.15
1	Oliver, Jayden	12	0	0	0	0	24	24	2.00
9	Goehring, Matt	13	0	0	0	21	0	21	1.62
4	Alpers, David	10	0	6	0	14	0	20	2.00
0	Johnson, Isaiah	13	0	0	0	0	8	8	0.62
44	Larson, Casey	11	0	0	1	0	0	1	0.09
41	Pelham, Max	13	-31	0	0	0	0	-31	-2.38
	Team	13	-24	0	0	0	0	-24	-1.85
Total		13	2099	2800	122	590	88	5699	438.38
Opponents		13	1566	2353	94	561	39	4613	354.85

2025 South Dakota State University Football
Overall Statistics (as of Dec 1, 2025)

#	Defensive Leaders	GP	Tackles				Sacks NO-YDS	Pass Defense			Fumbles		Blocked	
			Solo	ASST	TOT	TFL-YDS		INT-YDS	BU	QBH	RCV-YDS	FF	KICK	SAF
11	Ollman, Joe	13	48	38	86.0	8.5-41	3.0-25	1-0	3	5	1-0	3	—	—
5	McShane, Cullen	12	42	39	81.0	7.5-19	1.0-2	—	2	3	—	1	—	—
6	Lee, Jalen B.	12	37	21	58.0	2.5-10	—	3-0	2	1	—	1	—	—
25	Bretz, Koby	13	23	17	40.0	3.5-11	—	1-0	6	—	—	—	—	—
94	Clayborne, Kobe	13	22	17	39.0	8.0-45	4.0-32	—	—	4	—	1	—	—
28	Van Tol, Chase	8	32	6	38.0	4.0-18	4.0-18	1-29	—	—	1-0	—	—	—
47	Fyfe, Kytan	13	17	20	37.0	2.5-4	—	—	1	2	—	—	—	—
33	Johnson, Bryce	13	17	18	35.0	1.5-6	—	—	—	—	—	—	—	—
99	Ripperda, Dawson	13	16	18	34.0	6.5-34	5.0-32	—	—	6	2-0	2	—	—
0	Johnson, Isaiah	13	24	8	32.0	—	—	2-8	5	—	1-0	—	—	—
3	Johnson, Dontay	12	14	16	30.0	0.5-1	—	—	1	—	—	—	—	—
16	St-Juste, Noah	13	20	5	25.0	2.0-8	1.0-5	1-0	1	1	—	1	—	—
2	Taylor, Myles	12	18	5	23.0	1.0-2	—	1-27	3	—	—	—	—	—
13	Dautermann, Aydan	13	18	4	22.0	0.5-1	—	—	6	—	—	—	—	—
51	Green, Logan	13	10	10	20.0	8.0-38	4.5-31	—	2	3	2-0	—	—	—
55	Wolfcale-Holsten, Aaron	12	7	13	20.0	2.5-10	1.0-6	—	—	1	—	—	—	—
91	Sifore, Jace	9	5	12	17.0	4.0-17	3.0-15	—	—	—	—	—	1	—
9	Goehring, Matt	13	10	6	16.0	1.5-7	1.0-6	—	1	—	—	—	—	—
1	Oliver, Jayden	12	11	5	16.0	—	—	3-24	—	—	—	—	—	—
27	Thompson, Noah	13	10	5	15.0	—	—	1-0	1	—	—	—	—	—
97	Leiferman, Blake	13	6	6	12.0	2.0-9	0.5-5	—	1	2	—	—	—	—
30	Cotton, Cody	13	4	6	10.0	—	—	—	—	—	—	—	1	—
50	Wells, Nick	12	4	6	10.0	1.0-2	—	—	—	—	—	—	—	—
21	Green, Myles	12	5	3	8.0	—	—	1-0	—	—	—	—	—	—
8	Kirschenman, Reis	2	2	3	5.0	0.5-2	—	—	—	—	1-0	—	—	—
98	Muller, Mac	6	3	2	5.0	—	—	—	—	—	—	—	—	—
45	Schiller, Boden	9	4	1	5.0	—	—	—	—	—	—	—	—	—
19	Smith, Jack	13	4	1	5.0	—	—	—	—	—	—	—	—	—
44	Larson, Casey	11	2	2	4.0	—	—	—	1	—	—	—	1	—
93	Spelman, Kevin	8	1	2	3.0	0.5-0	—	—	—	—	—	—	—	—
4	Price, Andrew	5	2	—	2.0	—	—	—	—	—	—	—	—	—
62	BigBow, Kenyon	11	1	—	1.0	—	—	—	—	—	—	—	—	—
95	Brosseau, Mason	5	—	1	1.0	0.5-1	—	—	—	1	—	—	—	—
8	Dresie, Sammy	10	1	—	1.0	—	—	—	—	—	—	—	—	—
81	Harrington, Ryan	12	1	—	1.0	—	—	—	—	—	—	—	—	—
49	Krempges, Luke	5	1	—	1.0	—	—	—	—	—	—	—	—	—
48	Nash, Jack	5	—	1	1.0	—	—	—	—	—	—	—	—	—
41	Pelham, Max	13	1	—	1.0	—	—	—	—	—	—	—	—	—
34	Powers, Jackson	1	—	1	1.0	—	—	—	—	—	—	—	—	—
96	Schaefer, Rhett	4	—	1	1.0	—	—	—	—	—	—	—	—	—
26	Stader, Eli	13	1	—	1.0	—	—	—	—	—	—	—	—	—
38	Stanard, Max	13	1	—	1.0	—	—	—	—	—	—	—	—	—
92	Watts, Sam	5	—	1	1.0	—	—	—	—	—	—	—	—	—
32	Basinger, James	13	—	—	—	—	—	—	—	—	—	—	—	—
24	Begeman, Brenden	5	—	—	—	—	—	—	—	—	—	—	—	—
29	Blair, Corey	5	—	—	—	—	—	—	—	—	—	—	—	—
84	Bullock, Alex	13	—	—	—	—	—	—	—	—	—	—	—	—
10	Delahoyde, Brayden	12	—	—	—	—	—	—	—	—	—	—	—	—
88	Gannon, Greyton	13	—	—	—	—	—	—	—	—	—	—	—	—
2	Garcia-Castaneda, Isaiah	13	—	—	—	—	—	—	—	—	—	—	—	—
12	Goering, Graham	13	—	—	—	—	—	—	—	—	—	—	—	—
43	Gustad, Andrew	13	—	—	—	—	—	—	—	—	—	—	—	—
16	Henry, Jack	6	—	—	—	—	—	—	—	—	—	—	—	—
34	Johnson, Josiah	7	—	—	—	—	—	—	—	—	—	—	—	—
82	Kuntz, Coleman	5	—	—	—	—	—	—	—	—	—	—	—	—
15	Loughridge, Julius	13	—	—	—	—	—	—	—	—	—	—	—	—
7	Mason, Chase	8	—	—	—	—	—	—	—	—	—	—	—	—
1	O'Groske, Lofton	6	—	—	—	—	—	—	—	—	—	—	—	—
Total		13	445	320	765.0	69.0-286	28.0-177	15-88	36	29	8-0	9	3	—
Opponents		13	503	452	955.0	77.0-332	31.0-208	10-39	34	27	7-2	8	1	—