



SOUTH DAKOTA STATE UNIVERSITY

JACKRABBIT ATHLETICS NEWS RELEASE

Jackrabbit Sports Information • 2820 HPER Center • Brookings, SD 57007-1497
Football Contact/Assistant AD-Athletic Communications: Jason Hove E-mail: Jason.Hove@sdstate.edu
Office Phone: (605) 688-4623 Mobile: (605) 695-1827 Fax: (605) 688-5999
Facebook: www.facebook.com/jackrabbit.nation Twitter: @GoJacksSDSU Website: www.GoJacks.com

2025 FOOTBALL INFORMATION

Jackrabbits host UNI for Hobo Day

GAME NOTES – OCT. 11

NORTHERN IOWA (2-3, 0-1 MVFC)

at #2/2 SOUTH DAKOTA STATE (5-0, 1-0 MVFC)

2 p.m. Saturday • Dana J. Dykhouse Stadium; Brookings, S.D.



HEAD COACH: Todd Stepsis (Ashland, 1999)
• 31-35 record in seven seasons as a collegiate head coach; 2-3 record in first season at UNI

SERIES NOTES

- 62nd Meeting (UNI leads series, 33-26-2, including an 11-10 advantage in D-I era)
- The Jackrabbits have won the last three matchups, including a 41-3 road victory on Oct. 5, 2024

MEDIA INFORMATION

- Game will be televised on Midco Sports and ESPN+ (Crew: Tyler Merriam, Kurtiss Riggs)
- Radio pre-game show begins at 3 p.m. Central on the Jackrabbit Sports Network, which includes flagship station WNAX 570 AM-Yankton and the following affiliates:
 - KJJQ 910 AM-Brookings • KXLG 100.3 FM-Milbank • KORN 1490 AM/101.3 FM-Mitchell
 - KELO 1320 AM/KELQ 107.9 FM-Sioux Falls • KCCR 1240 AM/98.9 FM-Pierre
 - KIMM 106.7 FM/1150 AM-Rapid City • KLOH 1050 AM/94.1 FM-Pipestone, Minn.
 - KXLG 99.1 FM-Watertown • KWYR 93.7 FM-Winner
- Radio team of Scotty Kwas (play-by-play), Al Bahe (color) and Brent Bowen (pregame/postgame host) will call the action



HEAD COACH: Dan Jackson (Nebraska-Omaha, 2008)
• 5-0 overall record (first season as collegiate head coach)
STARTERS RETURNING: 5 (3 Off., 1 Def., 1 ST)

2025 SCHEDULE AND RESULTS

AUGUST

30 SACRAMENTO STATE [Precision Ag] W, 20-3

SEPTEMBER

6 at Montana State [2 OT] W, 30-24
13 DRAKE [Beef Bowl/Jacks in Black] W, 37-21
27 MERCYHURST [HOF/Dairy Drive] W, 51-7

OCTOBER

4 *at Youngstown State W, 35-30
11 *NORTHERN IOWA [Hobo Day] 2 p.m.
18 *at Murray State 6 p.m.
25 *NORTH DAKOTA STATE [Dakota Marker] TBA

NOVEMBER

1 *INDIANA STATE [Military Appreciation] 2 p.m.
8 *at South Dakota [Interstate Series] TBA
15 *ILLINOIS STATE [Senior Day] 2 p.m.
22 *at North Dakota 1 p.m.

*Missouri Valley Football Conference game
All times Central

TALE OF THE TAPE – 2025 SEASON STATISTICS

NORTHERN IOWA	CATEGORY	SOUTH DAKOTA STATE
15.6	Points Per Game	34.6
22.8	Points Allowed Per Game	17.0
115.8	Rushing Yardage Per Game	182.2
173.8	Rush Yardage Allowed/Game	110.4
213.2	Passing Yardage Per Game	224.2
10.6	Average Per Catch	12.5
178.6	Pass Yardage Allowed/Game	162.6
329.0	Total Offense Per Game	406.4
352.4	Total Offense Allowed/Game	273.0
19.0	Kick Return Average	18.7
5.5	Punt Return Average	2.5
3-19	Interception Returns	4-51
4-3	Fumbles-Lost	6-4
37-349	Penalties-Yards	32-266
33:14	Time of Possession/Game	34:35
33-75 (44%)	Third-Down Conversions	24-64 (38%)
1-4 (25%)	Fourth-Down Conversions	5-12 (42%)
9-13 (69%, 5 TD)	Red-Zone Offense	26-31 (84%, 19 TD)
13-18 (72%, 11 TD)	Red-Zone Defense	9-10 (90%, 5 TD)

GAME NOTES – SOUTH DAKOTA STATE vs. NORTHERN IOWA

SERIES SCORES – DIVISION I ERA

2006:	Northern Iowa 27, South Dakota State 17 (Sept. 16, 2006, at Cedar Falls, Iowa)
2007:	Northern Iowa 31, South Dakota State 17 (Sept. 15, 2007, at Coughlin-Alumni Stadium)
2008:	Northern Iowa 34, South Dakota State 20 (Sept. 20, 2008, at Cedar Falls, Iowa)
2009:	South Dakota State 24, Northern Iowa 14 (Oct. 24, 2009, at Coughlin-Alumni Stadium)
2010:	Northern Iowa 24, South Dakota State 14 (Oct. 2, 2010, at Cedar Falls, Iowa)
2011:	Northern Iowa 31, South Dakota State 14 (Oct. 15, 2011, at Coughlin-Alumni Stadium)
2012:	Northern Iowa 27, South Dakota State 6 (Oct. 20, 2012, at Cedar Falls, Iowa)
2013:	South Dakota State 37, Northern Iowa 34 [2 OT] (Oct. 26, 2013, at Coughlin-Alumni Stadium)
2014:	South Dakota State 31, Northern Iowa 28 (Oct. 18, 2014, at Cedar Falls, Iowa)
2015:	Northern Iowa 10, South Dakota State 7 (Oct. 24, 2015, at Coughlin-Alumni Stadium)
2016:	South Dakota State 45, Northern Iowa 24 (Nov. 19, 2016, at Cedar Falls, Iowa)
2017:	Northern Iowa 38, South Dakota State 18 (Oct. 14, 2017, at Dana J. Dykhouse Stadium) ^South Dakota State 37, Northern Iowa 22 (Dec. 2, 2017, at Dana J. Dykhouse Stadium)
2018:	Northern Iowa 24, South Dakota State 9 (Oct. 20, 2018, at Cedar Falls, Iowa)
2019:	South Dakota State 38, Northern Iowa 7 (Nov. 16, 2019, at Dana J. Dykhouse Stadium) ^Northern Iowa 13, South Dakota State 10 (Dec. 7, 2019, at Dana J. Dykhouse Stadium)
2020-21:	South Dakota State 24, Northern Iowa 20 (Feb. 19, 2021, at Cedar Falls, Iowa)
2021:	Northern Iowa 26, SDSU 17 (Oct. 23, 2021, at Dana J. Dykhouse Stadium)
2022:	SDSU 31, Northern Iowa 28 (Nov. 5, 2022, at Cedar Falls, Iowa)
2023:	SDSU 41, Northern Iowa 6 (Oct. 14, 2023, at Dana J. Dykhouse Stadium)
2024:	SDSU 41, Northern Iowa 3 (Oct. 5, 2024, at Cedar Falls, Iowa)

^ Football Championship Subdivision playoff game

Sports Information Contact: Jason Hove

Oct. 7, 2025

BROOKINGS, S.D. — The second-ranked South Dakota State football team returns to Dana J. Dykhouse Stadium for its first Missouri Valley Football Conference home game of the season on Saturday, hosting Northern Iowa in the 111th Hobo Day game.

Kickoff before a sell-out crowd is slated for 2 p.m. The game will be televised on Midco Sports and the ESPN+ streaming platform.

The Jackrabbits enter the matchup with a 5-0 overall record and a 1-0 mark in league play following a 35-30 road win at Youngstown State on Oct. 4 in which SDSU overcame a 17-7 halftime deficit.

UNI, meanwhile, comes into Saturday's contest with a 2-3 overall mark and an 0-1 MVFC record. The Panthers dropped a 35-7 home decision to No. 14/15 North Dakota in their league opener last week.

THE SERIES: Saturday's game marks the 62nd all-time meeting on the gridiron between SDSU and UNI. The two squads met regularly from the time the series started in 1935 until UNI (formerly Iowa Teachers College) left the North Central Conference in the late 1970s to join the Division I ranks.

UNI holds a 33-26-2 advantage in the series, including an 11-10 edge since SDSU joined the Football Championship Subdivision in 2004. Two of the meetings have been in the FCS playoffs, with the teams splitting matchups at Dana J. Dykhouse Stadium in 2017 and 2019.

Home-field advantage has meant little in the recent series as the road team has won nine of the last 13 meetings dating back to 2014. The visiting team won four matchups in a row until the Jackrabbits ended the streak with an emphatic 41-6 Hobo Day win on Oct. 14, 2023, at Dana J. Dykhouse Stadium.

SDSU did not allow a touchdown to the Panthers for the second year in a row as it posted a 41-3 victory at UNI-Dome in Cedar Falls on Oct. 5, 2024. The Jackrabbits forced four Northern Iowa turnovers and scored on a blocked punt en route to the victory.

HOBO HISTORY: South Dakota State has compiled a 65-40-5 record on Hobo Day, which began with a 6-3 victory over Yankton College on Nov. 2, 1912.

While the records show 110 Hobo Day games, there have been 112 Hobo days. There was no game in 1918 during World War I and in 1943, the game was between two Army special training teams from campus. In 2020, Hobo Day was canceled due to the COVID-19 pandemic.

The Jackrabbits have won five of their last six homecoming games and six of seven played at Dana J. Dykhouse Stadium, which opened in 2016.

YEAR 22 IN FCS: The 2025 season marks the 22nd year South Dakota State has competed in the Football Championship Subdivision.

Since joining the Division I ranks in 2004, the Jackrabbits have compiled a 189-82 record (.697 winning percentage).

In the decade of the 2020s, SDSU has put together a 65-10 record, which is good for an .867 winning percentage.

MVFC MILESTONE: South Dakota State's 35-30 win at Youngstown State on Oct. 4 marked the Jackrabbits' 100th victory in Missouri Valley Football Conference play.

The 2025 season marks the Jackrabbits' 18th as a member of the Missouri Valley Football Conference. Since joining the league in 2008, SDSU is the only program in that span to not have a losing season in conference play.

The Jackrabbits hold a 100-35 record (.741 winning percentage) in MVFC games and have won six or more league games 10 times. SDSU has claimed three league titles in a row, winning outright championships in 2022 and 2023, while finishing in a three-way tie for the top spot in 2024 with North Dakota State and South Dakota.

GAME NOTES – SOUTH DAKOTA STATE vs. NORTHERN IOWA

YEAR-BY-YEAR IN FCS ERA

GREAT WEST FOOTBALL CONFERENCE

YEAR	OVERALL	CONF
2004	6-5	2-3
2005	6-5	3-2
2006	7-4	3-1
2007	7-4	4-0
TOTALS	26-18	12-6

MISSOURI VALLEY FOOTBALL CONF.

YEAR	OVERALL	CONF
2008	7-5	6-2
2009	8-4	7-1
2010	5-6	4-4
2011	5-6	4-4
2012	9-4	6-2
2013	9-5	5-3
2014	9-5	5-3
2015	8-4	5-3
2016	9-4	7-1
2017	11-3	6-2
2018	10-3	6-2
2019	8-5	5-3
2020-21	8-2	5-1
2021	11-4	5-3
2022	14-1	8-0
2023	15-0	8-0
2024	12-3	7-1
2025	5-0	1-0
TOTALS	163-64	100-35
OVERALL TOTALS	189-82	112-41

LONGEST DRIVES

BY PLAYS

- 15, Q1 vs. Sacramento State, 8-30-25
- Touchdown (15 plays, 75 yards, 7:34 TOP)

BY YARDS

- 90, Q2 at Youngstown State, 10-4-25
- Touchdown (9 plays, 90 yards, 3:41 TOP)

BY TIME OF POSSESSION

- 9:19, Q4 vs. Mercyhurst, 9-27-25
- Touchdown (14 plays, 67 yards, 9:19 TOP)

Since the start of the 2022 season, SDSU has compiled a 24-1 record in league play, including putting together a 19-game league winning streak from November 2021 until October 2024.

The Jackrabbits also shared league titles in 2016 and during the 2020-21 spring season.

LEAGUE OPENERS: Despite all their success in league play, the Jackrabbits have had mixed results in MVFC openers, turning in a 11-7 mark in their initial league game over the past 18 seasons.

However, the Jackrabbits have won seven league openers in a row, including their win last week at Youngstown State to begin the 2025 slate.

PLAYOFF REGULARS: South Dakota State made its 15th postseason appearance in its football history in 2024, with 14 of those berths coming as a member of the Football Championship Subdivision. SDSU's lone appearance in the NCAA Division II football playoffs came in 1979, when the Jacks dropped a 50-7 decision at Youngstown State.

The Jackrabbits have compiled a 24-13 record in the playoffs and made their 13th straight appearance in the FCS playoffs, including advancing to at least the semifinal round for the fifth season in a row and seventh time in the last eight seasons.

SDSU made its first appearance in a national title game during the 2020-21 spring season, falling to Sam Houston, 23-21, then claimed its first-ever national championship in football with a 45-21 victory over North Dakota State in January 2023. The Jacks repeated as national champions during the 2023 campaign with a 23-3 victory over Montana.

SDSU advanced to the FCS national title game each of the three years it held the No. 1 overall seed in the playoff field (16 teams in 2020-21, 24 teams in 2022 & 2023).

ELITE COMPANY: South Dakota State is one of only two Football Championship Subdivision programs to reach the playoffs each of the last 13 seasons. The Jackrabbits secured the Missouri Valley Football Conference's automatic bid to the 2024 playoffs, assuring SDSU of its 13th consecutive postseason appearance and 14th overall at the FCS level.

MVFC rival North Dakota State holds the longest active streak with 15 consecutive trips to the playoffs after gaining an at-large berth to the 2024 tournament.

RANKINGS STREAK: By being ranked either second or third in the first six Stats Perform FCS polls of the 2025 campaign, SDSU has now appeared in the top 25 of 181 consecutive media polls dating back to October 2012.

The Jackrabbits held the top spot in 29 consecutive polls from Oct. 17, 2022, until relinquishing the top spot following their regular season loss at North Dakota State on Oct. 19, 2024.

CAPTAINS: Leading the Jackrabbit football team are six captains:

- Quinten Christensen, Jr., offensive lineman, Wessington Springs;
- Kobe Clayborne, Sr., defensive lineman, Sioux City, Iowa;
- Logan Green, Jr., defensive tackle, Northboro, Iowa;
- Sam Hagen, Sr., offensive lineman, Fordville, North Dakota.;
- Chase Mason, Sr., quarterback, Hurley;
- Joe Ollman, Jr., linebacker, Mequon, Wisconsin.

All six players are first-time captains for the Jackrabbits.

PRESEASON ALL-AMERICANS: Four South Dakota State football players received preseason recognition on the 2025 Stats Perform FCS Preseason All-America Team.

Representing the Jackrabbit offense on the second team was lineman Quinten Christensen. A junior from Wessington Springs, Christensen started all 15 games of the 2024 season at left tackle for a squad that averaged 236.1 yards per game on the ground and allowed only eight sacks the entire year.

GAME NOTES – SOUTH DAKOTA STATE vs. NORTHERN IOWA

MVFC PLAYERS OF THE WEEK

SPECIAL TEAMS PLAYER OF THE WEEK

- Max Pelham (Oct. 4)

OFFENSIVE LINEMAN OF THE WEEK

- Shane Willenbring (Oct. 4)

NEWCOMER OF THE WEEK

- Julius Loughridge (Aug. 30)
- James Basinger (Sept. 27)
- Alex Bullock (Oct. 4)

PRONUNCIATION GUIDE

COACHES

Zane Busekist	BEW-zah-kist
Eric Eidsness	IDES-ness

PLAYERS

Beau Bakken	BOCK-en
James Basinger	BAY-sing-er
Brenden Begeman	BEG-ah-man
Ernest Blackshire Jr.	BLACK-shy-er
Mason Brosseau	brew-SEW
Alex Bullock	bull-LOCK
Cam Cribari	cruh-BARR-ee
Brayden Delahoyde	DELL-ah-hoid
Sammy Dresie	DRESS-ee
Graham Eben	EE-ben
Sebastyen Fries	frys
Matt Goehring	GARE-ing
Graham Goering	GORE-ing
Andrew Gustad	GUSS-tad
Micah Hach	hock
Caden Hotz	hotes
Justin Kabera	kah-BEAR-ah
Reggie Kloehn	clain
Joe Kolega	co-LEE-gah
Luke Krempges	KREMP-geez (like McGee)
Coleman Kuntz	COONTS
Maverick LeBrun	lah-BROON
Blake Leiferman	LIFE-er-man
Landyn Lewerke	lah-WORK-ee
Julius Loughridge	LOFF-ridge
Lofton O'Groske	oh-GRAW-ski
Joe Ollman	OHL-man
William Paepke	PAP-key
Joseph Reisz	rise
Dawson Ripperda	RIP-er-dah
Noah St-Juste	Saint JOOST
Max Stanard	STAN-ard
Jason Thome	TOM-ee
Jack Thue	THEW-ee
Chase Van Tol	van TOLL
Spencer Wientjes	WENT-jess

Defensive lineman Kobe Clayborne also earned second-team team recognition following a 2024 season in which he tied for the team lead with 4.5 sacks. A starter in the final 13 games of the year, the senior from Sioux City, Iowa, finished his first season at SDSU with 34 total tackles and 5.5 tackles for loss.

Incoming transfer Julius Loughridge also earned second-team recognition as an all-purpose back. Loughridge previously excelled at the FCS level at Fordham, where he racked up 3,005 rushing yards over three seasons, including posting back-to-back 1,000-yard campaigns in 2023 (1,146 yards) and 2024 (1,044). The Houston, Texas, native also caught 21 passes for 155 yards last season.

Rounding out the Jackrabbit selections was third-team long snapper Kaydon Olivia. A native of Schertz, Texas, Olivia has been a key member of SDSU's placekicking and punting units on special teams. With Olivia leading the operation, the Jackrabbits ranked second among FCS teams for net punting in 2024 with an average of 43.04 yards per attempt and converted 97 percent of their extra-point tries (138-of-142) over the past two seasons.

In addition, Loughridge has been named to the official watch list for the 2025 Walter Payton Award and Clayborne has been included on the initial listing of 2025 Buck Buchanan Award candidates. Those awards, which are presented to the top offensive and defensive players in the FCS, respectively, will be announced Jan. 3, 2026, in Nashville, Tennessee.

PLAYERS OF THE WEEK: Three South Dakota State Jackrabbits were honored Monday as Missouri Valley Football Conference players of the week. Punter Max Pelham received the special teams award, wide receiver Alex Bullock was named the Newcomer of the Week and center Shane Willenbring claimed the Offensive Lineman of the Week award following second-ranked SDSU's 35-30 victory Oct. 4 at Youngstown State.

A senior from Ankeny, Iowa, Pelham successfully flipped the field on multiple occasions, punting four times for an average of 49.8 yards. His first three attempts all traveled 50-plus yards (51, season-long 59 and 53), with two his attempts pinning the Penguins inside their own 20-yard line.

With Pelham handling the punting duties, SDSU currently leads the Football Championship Subdivision in net punting with an average of 44.1 yards per attempt for the season.

Bullock, a transfer from Nebraska and an Omaha native, set career highs with 10 catches for 162 yards. Two of his catches early in the third quarter covered 51 and 38 yards and set up the Jackrabbits' first two touchdowns of a 21-point stanza. Bullock's 162 receiving yards were the most by a Jackrabbit receiver since Jadon Janke tallied 187 yards in a 2023 game at Missouri State.

Willenbring, a redshirt freshman from La Crosse, Wisconsin, recorded a blocking assignment grade of 100 percent and did not allow a pressure or sack. He posted 2.5 knockdowns in helping pave the way for Jackrabbit running back Julius Loughridge to rush for four second-half touchdowns. SDSU achieved balance offensively with 211 yards rushing and 189 through the air.

MASON AT THE HELM: Dual-threat quarterback Chase Mason has helped lead the Jackrabbits to victories in each of his first five career starts.

A senior from Hurley, Mason has been efficient by completing a combined 87-of-132 passes for 1,099 yards and nine touchdowns against only one interception. Mason completed at least 17 passes in each of the Jackrabbits' first four games highlighted by a Sept. 27 performance against Mercyhurst in which he set career highs for completions (21) and passing yards (321) while tossing a career-high three touchdowns for the second time this season.

In addition, Mason has carried the ball 50 times for 163 net yards and a touchdown thus far in 2025.

QUICK FACTS

SDSU INFORMATION

LOCATION: Brookings, S.D.
ENROLLMENT: 12,139 (fall 2025)
COLORS: Yellow and Blue
NICKNAME: Jackrabbits
AFFILIATION: NCAA Division I Football
 Championship Subdivision
CONFERENCE: Missouri Valley Football Conference
STADIUM: Dana J. Dykhouse Stadium (19,340
 capacity - AstroTurf surface)

ADMINISTRATION

PRESIDENT: Dr. Barry H. Dunn
ALMA MATER: South Dakota State, 1975
ATHLETICS DIRECTOR: Justin Sell
ALMA MATER: Bowling Green (Ohio), 1991
SENIOR ASSOCIATE AD—STUDENT-ATHLETE
EXPERIENCE/SENIOR WOMAN ADMINISTRATOR: Holly Van
 Vlymen
FACULTY ATHLETICS REPRESENTATIVE: Donna Flint

2024 RECAP

OVERALL RECORD: 12-3
CONFERENCE RECORD: 7-1 (tied for first place in
 Missouri Valley Football Conference)
POSTSEASON: Football Championship Subdivision
 semifinalist (13th consecutive playoff appearance)
HOME RECORD: 8-0
AWAY RECORD: 4-3
FINAL RANKINGS: Third (Stats Perform media)/Third
 (AFCA FCS Coaches)

TEAM INFORMATION

LETTERMEN RETURNING: 32 **LETTERMEN LOST:** 38
 • Offense: 12 • Offense: 15
 • Defense: 18 • Defense: 22
 • Special Teams: 2 • Special Teams: 1
STARTERS RETURNING: 5
 • Offense: 3 • Defense: 1 • Special Teams: 1
OFFENSIVE STARTERS RETURNING (3): Quentin
 Christensen, OT; Grahm Goering, WR; Sam Hagen, OT.
DEFENSIVE STARTERS RETURNING (1): Kobe Clayborne,
 DL.
SPECIAL TEAMS STARTERS RETURNING (1): Kaydon Olivia,
 LS.
OTHER RETURNING LETTERMEN (27): David Alpers, TE;
 Brenden Begeman, RB; Jon Bell, QB; Kenyon BigBow,
 OL; Cody Cotton, CB (lettered in 2023); Aydan
 Dautermann, CB; Elijah Ervin, WR; Kytan Fyfe, LB;
 Greyton Gannon, TE; Logan Green, DT; Bryce Johnson,
 LB; Dontay Johnson, S; Reis Kirschenman, DE; Jalen
 B. Lee, DB; Chase Mason, QB; Cullen McShane, LB;
 Lofton O'Groske, WR; Joe Ollman, LB; Will Paepke,
 OL; Max Pelham, P; Dawson Ripperda, DE; Noah
 St-Juste, CB; Myles Taylor, CB; Noah Thompson, S;
 Chase Van Tol, LB; Nick Wells, DE; Aaron Wolfcale-
 Holsten, DT.

Mason saw action in 19 games over the past two seasons while serving as an understudy to 2023 Walter Payton Award winner and two-time All-American Mark Gronowski. Mason showed previous play-making ability both throwing and running the football, including completing 17-of-26 passes for 133 yards and two touchdowns and rushing for 464 yards and six touchdowns during the 2024 campaign.

In averaging 10.1 yards per carry a season ago, Mason broke off touchdown runs of 38 and 48 yards against Youngstown State, followed by a 66-yarder a week later in the regular season matchup against North Dakota State.

O'GROSKE OFF TO FAST START: Wide receiver Lofton O'Groske has put together a series of strong showings in what is shaping up to be a breakthrough sophomore season. A native of Coon Rapids, Minnesota, O'Groske tallied team highs of 25 catches, 312 receiving yards and three touchdowns in nonconference action, but missed the Oct. 4 Missouri Valley Football Conference opener at Youngstown State due to injury.

O'Groske matched a previous single-game career high with five receptions in the Aug. 30 season opener against Sacramento State, while adding 31 rushing yards and a touchdown on three rushing attempts. He then established new career bests with 12 receptions, 133 receiving yards and two touchdowns in the Sept. 6 double-overtime victory at Montana State. His 12 catches are tied for the third-most in a game by an SDSU receiver and the most by a Jackrabbit player since Dallas Goedert recorded a dozen receptions at Southern Illinois in 2016.

BULLOCK COMING ON STRONG: Transfer wide receiver Alex Bullock has emerged as another pass-catching threat for the Jackrabbits during the first half of the 2025 season.

The Omaha native currently leads the team with 29 receptions and 329 receiving yards, averaging 11.3 yards per catch. He has caught at least five passes in four of SDSU's five games this season, including tallying career highs with 10 receptions for 162 yards Oct. 4 at Youngstown State.

Bullock also ranks second on the team with four touchdown receptions after scoring on pass plays in back-to-back games in September. He hauled in a 9-yard touchdown for the first Jackrabbit touchdown Sept. 13 against Drake, then scored a 28-yard TD Sept. 27 versus Mercyhurst.

LOUGHRIDGE DOES THE HEAVY LIFTING: Jackrabbit running back Julius Loughridge turned in a second half for the ages in South Dakota State's come-from-behind victory at Youngstown State on Oct. 4.

A Houston native, Loughridge rushed for 145 yards and four touchdowns in the second half as SDSU overcame a 17-7 halftime deficit. In the third quarter alone, he rushed for 93 yards while scoring on runs of 3, 14 and 2 yards in a 21-point stanza.

For the game, he rushed 25 times for 176 yards and capped the scoring with a 24-yard touchdown run late in the fourth quarter. Loughridge's four-touchdown performance marked the fourth by a Jackrabbit running back in the Division I era and was the first by a Jackrabbit running back since Mikey Daniel at Missouri State in 2017.

BALL-CONTROL OFFENSE: South Dakota State enters the week leading Missouri Valley Football Conference teams and ranked fourth among Football Championship Subdivision teams in average time of possession.

The Jackrabbits held the ball at least five minutes more than the opposition in each of their first four games this season, highlighted by a total of 41:06 in the season opener against Sacramento State. SDSU is averaging having the ball for 34:36 per game.

9-FOR-9: South Dakota State held the ball nine times in its 51-7 victory against Mercyhurst on Sept. 27 and came away with points on all nine drives — three field goals and six touchdowns.

2025 SEASON HIGHS

INDIVIDUAL GAME HIGHS

RUSHING ATTEMPTS: 25, by Julius Loughridge, at Youngstown State, 10-4-25
RUSHING YARDS: 176, by Julius Loughridge, at Youngstown State, 10-4-25
RUSHING TOUCHDOWNS: 4, by Julius Loughridge, at Youngstown State, 10-4-25
LONG RUSH: 42 yards, by Corey Blair Jr., vs. Drake, 9-13-25
PASS ATTEMPTS: 30, by Chase Mason, at Youngstown State, 10-4-25
PASS COMPLETIONS: 21, by Chase Mason, vs. Mercyhurst, 9-27-25
YARDS PASSING: 321, by Chase Mason, vs. Mercyhurst, 9-27-25
TOUCHDOWN PASSES: 3, by Chase Mason, at Montana State, 9-6-25, and vs. Mercyhurst, 9-27-25
RECEPTIONS: 12, by Lofton O'Groske, at Montana State, 9-6-25
YARDS RECEIVING: 162, by Alex Bullock, at Youngstown State, 10-4-25
RECEIVING TOUCHDOWNS: 2, by Lofton O'Groske, at Montana State, 9-6-25
LONG RECEPTION: 52 yards, by Grahm Goering, vs. Mercyhurst, 9-27-25
TACKLES: 12, by Cullen McShane, at Montana State, 9-6-25, and at Youngstown State, 10-4-25
TACKLES FOR LOSS: 2.5, by Cullen McShane, vs. Drake, 9-13-25
SACKS: 2.0, by Joe Ollman, vs. Drake, 9-13-25
INTERCEPTIONS: 1, four times (twice by Jayden Oliver — last vs. Mercyhurst, 9-27-25)
LONG INTERCEPTION RETURN: 27 yards, by Myles Taylor, vs. Mercyhurst, 9-27-25
PASS BREAKUPS: 2, by Koby Bretz, vs. Sacramento State, 8-30-25, and by Isaiah Johnson, at Youngstown State, 10-4-25
FIELD GOALS: 3, by Eli Stader, vs. Mercyhurst, 9-27-25
LONG FIELD GOAL: 39 yards, by Ryan Harrington, vs. Drake, 9-13-25
PUNTS: 7, by Max Pelham, at Montana State, 9-6-25
PUNTING AVERAGE (MIN. 3 PUNTS): 49.8 yards (4 punts), by Max Pelham, at Youngstown State, 10-4-25
LONG PUNT: 59 yards, by Max Pelham, at Youngstown State, 10-4-25
KICKOFF RETURNS: 2, three times (twice by Isaiah Garcia-Castaneda — last vs. Mercyhurst, 9-27-25)
KICK RETURN YARDS: 53, by Isaiah Garcia-Castaneda, vs. Mercyhurst, 9-27-25
LONG KICK RETURN: 36 yards, by Isaiah Garcia-Castaneda, 9-27-25
PUNT RETURNS: 3, by Isaiah Garcia-Castaneda, at Montana State, 9-6-25
LONG PUNT RETURN: 22 yards, by Myles Taylor, vs. Drake, 9-13-25

Starting quarterback Chase Mason directed the offense on the first eight drives before redshirt freshman signal-caller Luke Marble made his Jackrabbit debut and engineered a 14-play, 67-yard drive that took more than nine minutes off the clock before ending in James Basinger's second 1-yard touchdown run of the game. Marble was 3-for-3 passing for 22 yards and added a 7-yard carry in his first collegiate action.

LINEBACKERS LEAD DEFENSE: All in their first year as starters, South Dakota State's three starting linebackers rank as the Jackrabbits' top three tacklers.

Junior Cullen McShane enters the week as the team leader with 43 tackles, including a career-best 12 stops at both Montana State and Youngstown State. Fellow junior Joe Ollman stands second with 28 tackles, while sophomore Chase Van Tol ranks third with 23 tackles through five games.

Ollman also has forced three fumbles as the Jackrabbits have induced a total of nine turnovers — five fumbles and four interceptions — in their first five contests.

SACK ATTACK: South Dakota State has applied consistent pressure to opposing quarterbacks thus far in 2025, collecting a total of 15 sacks to rank seventh among FCS programs with an average of three per game.

The Jackrabbits have built their sacks total by committee as eight different players have registered at least one sack. Junior defensive tackle Logan Green and junior linebacker Joe Ollman lead the squad with three sacks apiece. Chase Van Tol, Kobe Clayborne and Dawson Ripperda each have tallied two sacks this season.

The Jackrabbits notched a season-high four sacks Sept. 13 versus Drake.

STADER REACHES MILESTONE: Kicker Eli Stader reached a milestone Sept. 6 at Montana State as he topped the 500-point mark for his career.

Now with 526 career points, Stader spent the first five years of his collegiate career at Northwestern College (Iowa), where he was a four-time all-Great Plains Athletic Conference selection and an NAIA All-American in 2024. He set school records with 62 field goals and 300 extra points at Northwestern, while adding a two-point conversion. A native of Cedar Grove, Wisconsin, Stader connected on five field goals of 50 or more yards, including a school-record 60 yarder in 2024.

Stader has scored a team-high 38 points so far this season by going 6-for-10 on field goals and making all 20 of his extra-point attempts. He was 3-for-3 on field goals, including a season-long 36-yarder, Sept. 27 against Mercyhurst.

LONELY AT THE TOP: South Dakota State ranks atop the Football Championship Subdivision in net punting, albeit with a small sample size thanks to not having an attempt in back-to-back games against Drake and Mercyhurst in September.

The Jackrabbits' 13 punt attempts this season have resulted in an average of 44.08 yards, with the longest return by an opponent totaling six yards.

In his first season as the Jackrabbits' punter, Max Pelham is averaging 47.9 yards per attempt and has landed five of his punts inside the opponent's 20-yard line.

BLANKING THE OPPOSITION: Five Jackrabbit victories during their run of success during the 2020s have come by way of a shutout.

SDSU's most recent shutout was a 41-0 whitewashing at Southeastern Louisiana on Sept. 21, 2024. The game against Southeastern Louisiana was also the middle of a three-game stretch in which the Jackrabbits did not allow a touchdown, sandwiched between a 24-3 victory over Augustana and a 41-3 win at Northern Iowa.

In repeating as national champion in 2023, the Jackrabbits posted a trio of shutouts — two of which came in playoff games. SDSU notched a 34-0 victory at Youngstown State late in the 2023 regular season before recording home shutouts against Mercer (41-0) and Albany (59-0) as the Jackrabbits outscored the opposition by a 146-15 margin in the postseason.

The first SDSU shutout of the decade was a 44-0 victory at Indiana State to open the Missouri Valley Conference season in 2021.

2025 SEASON HIGHS

TEAM GAME HIGHS

RUSHING ATTEMPTS: 56, vs. Sacramento State, 8-30-25
RUSHING YARDS: 240, vs. Sacramento State, 8-30-25
YARDS PER RUSH: 5.3, at Youngstown State, 10-4-25
RUSHING TOUCHDOWNS: 4, vs. Drake, 9-13-25, and at Youngstown State, 10-4-25
PASS ATTEMPTS: 32, vs. Mercyhurst, 9-27-25
PASS COMPLETIONS: 24, vs. Mercyhurst, 9-27-25
YARDS PASSING: 321, vs. Mercyhurst, 9-27-25
YARDS PER PASS: 10.7, vs. Mercyhurst, 9-27-25
PASSING TOUCHDOWNS: 3, at Montana State, 9-6-25, and vs. Mercyhurst, 9-27-25
TOTAL PLAYS: 79, vs. Sacramento State, 8-30-25
TOTAL OFFENSE: 469 yards, vs. Mercyhurst, 9-27-25
YARDS PER PLAY: 6.8, vs. Mercyhurst, 9-27-25
POINTS: 51, vs. Mercyhurst, 9-27-25
FIRST DOWNS: 28, vs. Sacramento State, 8-30-25
SACKS BY: 4, vs. Drake, 9-13-25
PENALTIES: 8, vs. Mercyhurst, 9-27-25
PENALTY YARDS: 68, vs. Drake, 9-13-25
TURNOVERS BY: 2, vs. Sacramento State, 8-30-25, and at Montana State, 9-6-25
TURNOVERS FORCED: 2, four times (last: vs. Mercyhurst, 9-27-25)
INTERCEPTIONS BY: 2, vs. Mercyhurst, 9-27-25
FUMBLE RECOVERIES: 2, at Montana State, 9-6-25
PUNTS: 7, at Montana State, 9-6-25
TIME OF POSSESSION: 41:06, vs. Sacramento State, 8-30-25

COORDINATORS RETURN: While the entire coaching staff turned over between the 2024 and 2025 seasons, several coaches with ties to South Dakota State are once again on the Jackrabbit sideline and coaching booth, including all three coordinators.

Offensive coordinator Eric Eidsness is back for his third stint in the role. Eidsness, who also coaches the quarterbacks, served as the Jackrabbits' offensive coordinator on two previous occasions — from 1999 until 2003 while SDSU competed at the NCAA Division II level and again from 2010-18. The Jackrabbits made seven straight trips to the Football Championship Subdivision playoffs to close out his second go-around, including back-to-back semifinal berths in 2017 and 2018.

He also held the title of associate head coach under John Stiegelmeier from 2015-18.

With Eidsness directing the offense, the Jackrabbits have posted prolific numbers in both the running and passing games. SDSU has consistently re-written the record book under Eidsness' watch, including establishing 28 new single-game, season and career marks during the 2016 campaign and 15 more in 2017. Among the team records set in 2017 were scoring (521 points), total offense (6,141 yards) and total offense per game (438.6), the last of which had stood for 66 years (437.7 ypg in 1951).

Most recently, Eidsness worked in similar coaching roles for six seasons at Northern Illinois. The Huskies played in three bowl games, including posting wins in the Camilla Bowl in 2023 and the Famous Idaho Potato Bowl in 2024.

Defensive coordinator Brian Bergstrom is back in Brookings after a three-year stint as head coach at Winona State. He previously was a member of the Jackrabbit defensive coaching staff for five seasons.

Bergstrom first joined the SDSU coaching staff in 2017 as safeties coach and was promoted to co-defensive coordinator in 2019, positions he held through the 2021 season under John Stiegelmeier. SDSU qualified for the Football Championship Subdivision playoffs each of his five seasons in Brookings, including a national title game appearance during the 2020-21 spring season and semifinal berths in 2017, 2018 and the 2021 fall campaign.

Special teams coordinator Isaiah Jackson is new to the SDSU coaching staff, but played linebacker for the Jackrabbits from 2006-09. He ranked fifth on the team with 63 tackles in 2008 and tied for seventh with 52 stops as a senior in 2009, when the Jackrabbits made their first-ever appearance in the FCS playoffs.

For the past eight seasons, Jackson served on the coaching staff at UC Davis, which won a Big Sky Conference championship in 2018 and earned berths in the FCS playoffs three times (2018, 2021, 2024). He primarily coached the linebackers before moving to special teams coordinator in 2024.

In addition, tight ends coach Vince Benedetto also is a former Jackrabbit student-athlete. He lettered from 2010-13 before embarking on a successful coaching career at the high school level, highlighted by winning a state championship at Sioux Falls Jefferson in 2022.

THE 12TH MAN: South Dakota State has benefited from large crowds coming off the program's back-to-back national championships. In 2023, the Jackrabbits averaged 18,208 fans for regular season games, followed by another record-setting year in 2024 with an average attendance of 18,504 over six regular season home games.

Since the start of the 2023 season, 12 games have been sellouts, starting when 19,332 fans came out the for Sept. 9, 2023, showdown against Montana State. The crowd played a big role in the game, helping factor in nine false-start penalties by Montana State in the game, including six in the final quarter.

The 2023 Dakota Marker game against North Dakota State, which was a rematch from the 2022 FCS national championship game, drew a stadium-record 19,431 fans.

SDSU also set program playoff attendance records in all three postseason games it hosted in 2023, highlighted by a crowd of 12,265 in the semifinals against UAlbany.

GAME NOTES – SOUTH DAKOTA STATE vs. NORTHERN IOWA

DANA J. DYKHOUSE STADIUM RECORDS

YEAR-BY-YEAR RECORDS

2016	6-1
2017	7-1
2018	7-0
2019	5-3
2020-21	5-0
2021	5-2
2022	9-0
2023	9-0
2024	8-0
2025	3-0
TOTALS	64-7

ATTENDANCE TOP 10

Nov. 4, 2023 • vs. North Dakota State	19,431
Sept. 14, 2024 • vs. Augustana	19,376
Oct. 26, 2019 • vs. North Dakota State	19,371
Oct. 14, 2023 • vs. Northern Iowa	19,357
Oct. 26, 2024 • vs. South Dakota	19,351
Oct. 8, 2022 • vs. South Dakota	19,332
Sept. 9, 2023 • vs. Montana State	19,332
Oct. 12, 2024 • vs. Youngstown State	19,331
Sept. 7, 2024 • vs. Incarnate Word	19,231
Sept. 30, 2023 • vs. North Dakota	19,231

MOST TOUCHDOWNS IN A GAME IN DIVISION I ERA

- 5 Zach Zenner (4 rushing, 1 receiving)
• at Montana State, 11-29-2014
- 4 Cory Koenig (4 rushing)
• vs. Cal Poly, 10-20-2007
- 4 Zach Zenner (3 rushing, 1 receiving)
• at North Dakota, 9-7-2013
- 4 Dallas Goedert (4 receiving)
• vs. Western Illinois, 10-1-2016
- 4 Jake Wieneke (4 receiving)
• vs. Duquesne, 8-31-2017
- 4 Cade Johnson (4 receiving)
• vs. Montana State, 9-8-2018
- 4 Mikey Daniel (4 rushing)
• at Missouri State, 10-21-2017
- 4 Julius Loughridge (4 rushing)
• at Youngstown State, 10-4-2025

Large crowds continued to fill Dana J. Dykhouse Stadium in 2024 as the first four Jackrabbit home games of season were sellouts and rank in the top nine for most-attended games in facility history. The Oct. 26 Interstate Series game versus South Dakota attracted 19,351 fans, making it the fifth-largest crowd in the venue's history.

Following suit, the first three home games of the 2025 season have been announced as sellouts, with 19,163 fans filing into the stadium for the Aug. 30 opener against Sacramento State. That came two nights after a crowd of about 22,000 attended the Jacks Bash 3 concert featuring country music stars Ty Myers, Thomas Rhett and Blake Shelton.

DANA J. DYKHOUSE STADIUM: Jackrabbit football moved into a new home in September of 2016 with the completion of Dana J. Dykhouse Stadium.

The stadium, which was constructed in phases on the site of SDSU's previous home field, Coughlin-Alumni Stadium, seats 19,340 spectators and cost \$65 million to build.

Dana J. Dykhouse Stadium is being funded through private gifts and long-term revenue streams, including concessions and suite, loge box and ticket sales. Bonds are financing nearly two-thirds of the project's construction, with the remaining dollars coming from private support.

Lead gifts totaling \$12.5 million from former Jackrabbit football player and Sioux Falls banker Dana Dykhouse and philanthropist T. Denny Sanford were announced in October 2013.

The stadium officially opened Sept. 8, 2016, featuring a concert by country music stars Luke Bryan, Little Big Town and Lee Brice as part of the Jacks Bash opening weekend. The first football game was two days later, on Sept. 10, when the Jacks defeated Drake, 56-28.

SDSU has gone on to post a 64-7 record at Dana J. Dykhouse Stadium during its 10 seasons of operation, including a 16-1 mark in FCS playoff games. The Jacks' current home winning streak is 32 games (including playoff games), with their last home loss a 26-17 setback to Northern Iowa on Oct. 23, 2021. The 32-game streak is the longest active home winning streak in FCS and tied with North Dakota State (2017-20) for the fourth-longest in FCS history.

In 2024, the Jackrabbits completed their fifth undefeated season while playing at Dana J. Dykhouse Stadium, compiling an 8-0 record. SDSU previously posted perfect home records in 2018 (7-0), the 2020-21 spring season (5-0) and both 2022 and 2023 (9-0).

Dana J. Dykhouse Stadium was designed by Kansas City-based Crawford Architects, with the construction firm JE Dunn serving as the project manager at risk and Henry Carlson Company of Sioux Falls serving as general contractor.

MVFC 40-YEAR TEAM: South Dakota State is well-represented on the Missouri Valley Football Conference 40-Year Team, which was selected via a fan vote and announced following the 2024 season. A total of 33 former Jackrabbit players received recognition on the squad and are as follows:

- Quarterbacks (3): Taryn Christion, Mark Gronowski, Austin Sumner;
- Running Backs (5): Isaiah Davis, Amar Johnson, Kyle Minett, Pierre Strong Jr., Zach Zenner;
- Wide Receivers (5): Jadon Janke, Jaxon Janke, Cade Johnson, Jason Schneider, Jake Wieneke;
- Tight Ends (3): Dallas Goedert, Zach Heins, Tucker Kraft;
- Offensive Linemen (5): Garret Greenfield, Mason McCormick, Gus Miller, Jacob Ohnesorge, Bryan Witzmann;
- Defensive Linemen (2): Danny Batten, Caleb Sanders;
- Linebackers (3): Adam Bock, Derek Domino, Christian Rozeboom;
- Defensive Backs (2): Jordan Brown, Don Gardner;
- Kickers (3): Hunter Dustman, Justin Syrovatka, Chase Vinatieri;
- Punter (1): Hunter Dustman

GAME NOTES – SOUTH DAKOTA STATE vs. NORTHERN IOWA

OVERTIME GAMES

1998:	SDSU 30, Nebraska-Omaha [2 OT] (Oct. 17, 1998, at Coughlin-Alumni Stadium)
2002:	Augustana 39, SDSU 33 [3 OT] (Oct. 19, 2002, at Sioux Falls)
2004:	Southern Utah 23, SDSU 17 [2 OT] (Nov. 13, 2004, at Cedar City, Utah)
2007:	Western Illinois 29, SDSU 26 [4 OT] (Aug. 30, 2007, at Macomb, Ill.)
2008:	McNeese State 46, SDSU 44 [3 OT] (Oct. 4, 2008, at Coughlin-Alumni Stadium)
2011:	SDSU 43, Missouri State 36 [2 OT] (Oct. 29, 2011, at Springfield, Mo.)
2013:	SDSU 37, Northern Iowa 34 [2 OT] (Oct. 26, 2013, at Coughlin-Alumni Stadium)
2015:	Western Illinois 30, SDSU 24 [2 OT] (Nov. 21, 2015, at Macomb, Ill.)
2017:	SDSU 27, Illinois State 24 [OT] (Nov. 11, 2017, at Dana J. Dykhouse Stadium)
2018:	SDSU 54, Indiana State 51 [OT] (Oct. 6, 2018, at Dana J. Dykhouse Stadium)
2021:	Southern Illinois 42, SDSU 41 [OT] (Oct. 9, 2021, at Dana J. Dykhouse Stadium)
2024:	SDSU 20, South Dakota 17 [OT] (Oct. 26, 2024, at Dana J. Dykhouse Stadium)
2025:	SDSU 30, Montana State 24 [2 OT] (Sept. 6, 2025, at Bozeman, Mont.)
Overall, SDSU is 7-6 in overtime games	

JACKS IN THE PROS: Six former South Dakota State standouts appeared on 2025 National Football League opening day rosters, continuing the Jackrabbits' long tradition of developing players into pro prospects.

Headlining the list are a pair of tight ends — Dallas Goedert of the Philadelphia Eagles and Tucker Kraft of the Green Bay Packers.

After being selected in the second round of the 2018 NFL Draft, Goedert has gone on to record 364 receptions for 4,218 yards and 28 touchdowns in eight seasons. He won a Super Bowl ring with the Eagles last season after recording 42 receptions during the regular season and adding 17 more catches during the postseason run.

To open the 2025 season, Goedert recorded seven catches for 44 yards in a win over the Dallas Cowboys, then has scored four touchdowns over the past three weeks, including scores of 2 and 5 yards Sept. 28 at Tampa Bay.

Kraft put together a breakthrough second season with the Packers in 2024, tallying 50 catches for 707 yards and seven touchdowns. A third-round draft choice of Green Bay in 2023, Kraft has tallied 16 catches for 225 yards and two touchdowns so far this season, highlighted by a six-catch, 124-yard performance Sept. 11 versus Washington.

His career totals include 97 receptions for 1,287 yards and 11 scores.

Linebacker Christian Rozeboom earned a Super Bowl ring with the Los Angeles Rams during the 2021 season and is now in his first season with the Carolina Panthers. A starter in both 2023 and 2024 with the Rams, Rozeboom totaled 214 tackles and two interceptions over the last two seasons, including 135 stops in 2024.

Rozeboom has registered 37 tackles through four games this season, including a season-high nine on two occasions — in a Sept. 21 shutout win over Atlanta and Oct. 5 versus Miami.

SDSU had two players selected in the NFL Draft in 2024 when Mason McCormick was taken in the fourth round by Pittsburgh and Isaiah Davis was a fifth-round pick of the New York Jets. McCormick settled into a starting role at guard during the 2024 season while Davis saw spot duty for the Jets as a rookie.

Davis finished his rookie year with 30 carries for 174 yards and a touchdown, as well as notching nine receptions for 75 yards and a score. He added nine kickoffs for 232 yards (25.8 yards per return) and registered seven tackles on special teams in 2024.

McCormick and Davis squared off in the 2025 season opener, with Davis rushing two times for 18 yards in a Jets' loss. Davis has returned 11 kickoffs for an average of 29.4 yards per attempt (long of 41) thus far in 2025, while adding six carries for 32 yards (5.3 ypc) and six receptions for 52 yards. He caught three passes for 28 yards in a loss to Dallas last week.

Another member of the Jackrabbits' back-to-back national championship teams, Isaiah Stalbird, is in his second season with the New Orleans Saints. Stalbird played mostly on special teams in 2024, notching three tackles. He recorded a pair of stops in a season-opening performance against Arizona and added another solo tackle in an Oct. 5 victory over the New York Giants.

Several other former Jackrabbit standouts were among their respective teams' final cuts earlier week, including: quarterback Chris Oladokun (Kansas City), running back Pierre Strong, Jr. (Cleveland), cornerback Dalys Beanum (New Orleans) and running back Amar Johnson (Green Bay).

Beanum and Oladokun have since returned to their fall camp teams on the practice squad, while Johnson recently signed as a practice squad player with the Los Angeles Chargers and Strong has hooked on with the Packers as a practice player.

Leading the list of Jackrabbit pro football alumni are Hall of Famer Jim Langer and the NFL's career scoring leader, Adam Vinatieri.

Langer who played football at SDSU from 1967-69 and also was an All-American in baseball, played center on every offensive down during the Miami Dolphins' perfect season in 1972.

GAME NOTES – SOUTH DAKOTA STATE vs. NORTHERN IOWA

LONGEST ALL-TIME FCS HOME WINNING STREAKS

Georgia Southern (1997-2001)	39
Georgia Southern (1985-90)	38
Eastern Kentucky (1978-84)	34
North Dakota State (2017-20)	32
South Dakota State (2021-present)	32
Middle Tennessee State (1987-94)	31
Montana (1994-97)	30
Appalachian State (2002-07)	29
San Diego (2004-08)	28
Montana State (2019-23)	26
North Dakota State (2012-15)	26

He was a first-team All-Pro four times and was selected to play in six Pro Bowl games. He played in three Super Bowl games with the Dolphins from 1970-79 before finishing his career with the Minnesota Vikings from 1980-81. Langer passed away in September 2019.

Vinatieri wrapped up his playing career after becoming the NFL's all-time scoring leader in 2018 as a member of the Indianapolis Colts. Over Vinatieri's 24 seasons from 1996-2019, his totals include NFL bests of 599-of-715 on field goal attempts, 83.8 percent, and 2,673 career points. He also ranks second in career extra points with 874.

In all, Vinatieri set 15 NFL records, including 21 100-point seasons.

HALL OF FAME INDUCTEES: Multi-time All-America football players Jake Wieneke and Bryan Witzmann were inducted into the Jackrabbit Sports Hall of Fame during on-campus ceremonies Sept. 27.

Wieneke holds the distinction of being the only four-time All-American in program history and also stands as the most prolific pass-catcher in SDSU and Missouri Valley Football Conference history after establishing career marks for receptions (288), receiving yards (5,157) and receiving touchdowns (59). His yardage and touchdown totals both rank second on the all-time Football Championship Subdivision charts.

Witzmann held down the starting spot at left tackle for four seasons from 2010-13, earning all-Missouri Valley Football Conference and All-America honors in each of his last two seasons. He started all 49 Jackrabbit games in that period, which culminated with consecutive playoff seasons in 2012 and 2013.

DAN JACKSON SHOW: The Dan Jackson Show airs throughout the 2025 season.

The weekly, hour-long show originates in front of a live audience at 6 p.m. Mondays at Cubby's Sports Bar and Grill in downtown Brookings. Hosted by Tyler Merriam, the show airs along the Jackrabbit Sports Network, including flagship station WNAX 570 AM, and can be heard through the Jackrabbit app and online at GoJacks.com. In addition to radio, broadcasts also will be available for free live viewing on SDSU Athletics' Facebook and YouTube accounts (@GoJacksSDSU), as well as Midco Sports Plus. Replays of the shows will be televised on Midco Sports linear channels Tuesdays at 6 p.m. and Saturdays at 9 a.m.

Weekly segments include interviews with Jackrabbit coaches, student-athletes and others associated with SDSU football. Fans can submit questions through social media platforms and fans in attendance can register for weekly prizes.

A LOOK AHEAD: The Jackrabbits will make their first-ever trip to Murray State for an MVFC matchup on Oct. 18. Kickoff is set for 6 p.m. at Roy Stewart Stadium in Murray, Kentucky.

DEPTH CHART vs. NORTHERN IOWA

OFFENSE

LT	69	QUINTEN CHRISTENSEN, 6-5, 300, Jr., Wessington Springs, S.D.
	63	Kyan Rauk, 6-8, 300, R-Fr., Northfield, Minn.
LG	77	William Paepke, 6-5, 315, So., Rapid City, S.D.
	58	Jackson Kerstin, 6-4, 285, So., Naperville, Ill.
C	54	Shane Willenbring, 6-4, 305, R-Fr., La Crosse, Wis.
	53	Caden Hotz, 6-2, 290, R-Fr., Waverly, Iowa
RG	62	Kenyon BigBow, 6-5, 310, So., Anadarko, Okla.
or	73	Nate Adams, 6-7, 330, Sr., Flower Mound, Texas
RT	76	SAM HAGEN, 6-6, 320, Sr., Fordville, N.D.
	63	Kyan Rauk, 6-8, 300, R-Fr., Northfield, Minn.
TE	88	Greyton Gannon, 6-4, 235, Jr., Eagle, Wis.
	10	Brayden Delahoyde, 6-5, 245, R-Fr., Spearfish, S.D.
	83	John Pica, 6-4, 280, Jr., Dell Rapids, S.D.
or	4	David Alpers, 6-6, 255, Jr., Sioux Falls, S.D.
WR	12	GRAHM GOERING, 6-2, 210, Sr., Iowa City, Iowa
	2	Isaiah Garcia-Castaneda, 6-1, 200, Gr., Twentynine Palms, Calif.
WR	84	Alex Bullock, 6-2, 205, Sr., Omaha, Neb.
	19	Jack Smith, 6-0, 195, R-Fr., Sioux Falls, S.D.
WR	1	Lofton O'Groske, 6-2, 210, So., Coon Rapids, Minn.
	8	Sammy Dresie, 6-2, 195, R-Fr., Maize, Kan.
QB	7	Chase Mason, 6-4, 240, Sr., Hurley, S.D.
	13	Luke Marble, 6-4, 210, R-Fr., Smyrna, Ga.
RB	15	Julius Loughridge, 6-0, 215, Gr., Houston, Texas
	32	James Basinger, 5-10, 200, Fr., Littleton, Colo.

Returning starters indicated in CAPS

DEFENSE

DE	99	Dawson Ripperda, 6-4, 255, Jr., Larchwood, Iowa
	97	Blake Leiferman, 6-5, 265, R-Fr., Kimball, S.D.
DT	94	KOBE CLAYBORNE, 6-0, 280, Sr., Sioux City, Iowa
	91	Jace Sifore, 6-4, 290, Jr., Howard, S.D.
or	98	Mac Muller, 6-1, 270, R-Fr., Osage, Iowa
DT	51	Logan Green, 6-4, 290, Jr., Northboro, Iowa
	55	Aaron Wolfcale-Holsten, 6-2, 285, Sr., Gilbert, Ariz.
or	95	Mason Brosseau, 6-3, 310, Sr., Hanford, Calif.
DE	50	Nick Wells, 6-4, 260, R-Fr., Sioux City, Iowa
	93	Kevin Spelman, 6-5, 260, Gr., New Lenox, Ill.
LB	5	Cullen McShane, 6-2, 230, Jr., Marquette, Iowa
(Will)	33	Bryce Johnson, 6-3, 220, Jr., Parker, Colo.
or	44	Casey Larson, 6-2, 205, Fr., Woodinville, Wash.
LB	11	Joe Ollman, 6-1, 230, Jr., Mequon, Wis.
(Mike)	9	Matt Goehring, 6-1, 220, Jr., Sioux Falls, S.D.
LB	28	Chase Van Tol, 6-1, 200, So., Tea, S.D.
(Sam)	47	Kytan Fyfe, 6-2, 210, Jr., Grand Island, Neb.
or	16	Noah St-Juste, 5-10, 175, So., Montreal, Quebec
LCB	2	Myles Taylor, 6-1, 175, Sr., Gilbert, Ariz.
	16	Noah St-Juste, 5-10, 175, So., Montreal, Quebec
FS	6	Jalen Lee, 6-0, 200, Jr., Wentzville, Mo.
	27	Noah Thompson, 6-0, 185, Jr., Brandon, S.D.
SS	25	Koby Bretz, 6-2, 210, Sr., Omaha, Neb.
	3	Dontay Johnson, 6-2, 205, Jr., Fort Collins, Colo.
RCB	0	Isaiah Johnson, 6-0, 185, Sr., Chicago Heights, Ill.
or	1	Jayden Oliver, 6-4, 185, Gr., Tampa, Fla.
	13	Aydan Dautermann, 6-2, 195, Sr., Hartford, Wis.

SPECIAL TEAMS

PK	26	Eli Stader, 6-0, 225, Gr., Cedar Grove, Wis.
	81	Ryan Harrington, 6-3, 175, Fr., Ankeny, Iowa
Kickoffs	81	Ryan Harrington, 6-3, 175, Fr., Ankeny, Iowa
	26	Eli Stader, 6-0, 225, Gr., Cedar Grove, Wis.
P	41	Max Pelham, 6-1, 195, Sr., Ankeny, Iowa
	26	Eli Stader, 6-0, 225, Gr., Cedar Grove, Wis.
Long	37	KAYDON OLIVIA, 5-11, 215, Sr., Schertz, Texas
Snaps	59	Carson Strohbeen, 6-1, 210, So., Sioux City, Iowa
Holder	41	Max Pelham, 6-1, 195, Sr., Ankeny, Iowa
	5	Jon Bell, 6-3, 205, Jr., Naperville, Ill.
KOR	2	Isaiah Garcia-Castaneda, 6-1, 200, Gr., Twentynine Palms, Calif.
	12	Graham Goering, 6-2, 210, Sr., Iowa City, Iowa
PR	2	Myles Taylor, 6-1, 175, Sr., Gilbert, Ariz.
	2	Isaiah Garcia-Castaneda, 6-1, 200, Gr., Twentynine Palms, Calif.

COACHING AND SUPPORT STAFF

Head Coach: Dan Jackson
 Offensive Coordinator/Quarterbacks: Eric Eidsness
 Defensive Coordinator/Safeties: Brian Bergstrom
 Special Teams Coordinator: Isaiah Jackson
 Offensive Line: Mike Bangtson
 Tight Ends: Vince Benedetto
 Wide Receivers: Luke Bengtson
 Linebackers: Zane Busekist
 Running Backs/Recruiting Coordinator: Deontae Cooper
 Defensive Line: Logan McCormick
 Cornerbacks: Marcus McLin

Quality Control: Robert Armand (defensive backs), Caleb Baker (offensive line), Cody Brown (special teams), Jonah Chong (wide receivers), DyShawn Gales (cornerbacks), Noah Kent (defensive line), Jade Lawrence (linebackers), C.J. Pickrel (quarterbacks)
 Video Coordinator: Brock Swanson
 General Manager: Tyler Wrice
 Director of Football Operations: Ethan Beisner
 Director of Football Performance: Nathan Morris
 Football Equipment: Trey Mason
 Sports Medicine: Charlie Miller, Hallie Hawe, Megan Blomberg



South Dakota State University JACKRABBITS

2025 Football Roster

No.	NAME	Pos	Ht	Wt	Yr	HOMETOWN	No.	NAME	Pos	Ht	Wt	Yr	HOMETOWN
0	Landon Dulaney	WR	6-2	200	Fr.	Brandon, S.D.	41	Spencer Wientjes	LB	6-0	215	Fr.	Watertown, S.D.
0	Isaiah Johnson	CB	6-0	185	Sr.	Chicago Heights, Ill.	42	Brady Kurt	LB	6-2	190	Fr.	Independence, Iowa
1	Lofton O'Groske	WR	6-2	210	So.	Coon Rapids, Minn.	43	Cam Cribari	S	6-0	175	Fr.	West Des Moines, Iowa
1	Jayden Oliver	CB	6-4	185	Gr.	Tampa, Fla.	43	Andrew Gustad	TE	6-1	235	Jr.	Volin, S.D.
2	Isaiah Garcia-Castaneda	WR	6-1	200	Gr.	Twentynine Palms, Calif.	44	Casey Larson	LB	6-2	205	Fr.	Woodinville, Wash.
2	Myles Taylor	CB	6-1	175	Sr.	Gilbert, Ariz.	44	Josh Myers	RB	6-0	190	Fr.	Sioux Falls, S.D.
3	Dontay Johnson	S	6-2	205	Jr.	Fort Collins, Colo.	45	Boden Schiller	LB	6-1	200	R-Fr.	Volga, S.D.
4	David Alpers	TE	6-6	255	Jr.	Sioux Falls, S.D.	46	Shane Henderson	TE	6-6	235	Fr.	Mobridge, S.D.
4	Andrew Price	LB	6-1	205	Fr.	West Des Moines, Iowa	46	Maverick LeBrun	DE	6-5	235	Fr.	Flandreau, S.D.
5	Jon Bell	QB	6-3	205	Jr.	Naperville, Ill.	46	Evan McCarty	TE	6-5	260	Fr.	Hamel, Minn.
5	Cullen McShane	LB	6-2	230	Jr.	Marquette, Iowa	47	Kytan Fyfe	LB	6-2	210	Jr.	Grand Island, Neb.
6	Elijah Ervin	WR	6-1	195	Sr.	Phoenix, Ariz.	48	Krayton Bergstrom	K	5-7	165	Fr.	Winona, Minn.
6	Jalen B. Lee	CB	6-0	200	Jr.	Wentzville, Mo.	48	Jack Nash	LB	6-1	185	R-Fr.	Palmer, Alaska
7	Chase Mason	QB	6-4	240	Sr.	Hurley, S.D.	49	Luke Krempges	DE	6-4	235	Fr.	Sioux Falls, S.D.
8	Sammy Dresie	WR	6-2	195	R-Fr.	Maize, Kan.	49	Jozef Reisz	TE	6-3	235	Fr.	Woodbine, Iowa
8	Reis Kirschenman	DE	6-4	265	So.	Tea, S.D.	50	Nick Wells	DE	6-4	260	R-Fr.	Sioux City, Iowa
9	Matt Goehring	LB	6-1	220	Jr.	Sioux Falls, S.D.	51	Logan Green	DT	6-4	290	Jr.	Northboro, Iowa
9	Preston Otter	QB	6-3	210	Fr.	Hemlock, Mich.	52	Brody Targgart	DT	6-2	295	Jr.	Ankeny, Iowa
10	Brayden Delahoyde	TE	6-5	245	R-Fr.	Spearfish, S.D.	53	Caden Hotz	OL	6-2	290	R-Fr.	Waverly, Iowa
11	Joe Ollman	LB	6-1	230	Jr.	Mequon, Wis.	54	Shane Willenbring	OL	6-4	305	R-Fr.	La Crosse, Wis.
11	Luke Womack	WR	6-4	205	Fr.	Happy Valley, Ore.	55	Aaron Wolfcale-Holsten	DT	6-2	285	Sr.	Gilbert, Ariz.
12	Graham Goering	WR	6-2	210	Sr.	Iowa City, Iowa	57	Sam Christensen	DT	6-2	250	Fr.	Rock Rapids, Iowa
12	Jason Thome	S	6-0	190	Jr.	Arvada, Colo.	58	Jackson Kerstin	OL	6-4	285	So.	Naperville, Ill.
13	Aydan Dautermann	CB	6-2	195	Sr.	Hartford, Wis.	59	Carson Strohbeen	LS	6-1	210	So.	Sioux City, Iowa
13	Luke Marble	QB	6-4	210	R-Fr.	Smyrna, Ga.	62	Kenyon BigBow	OL	6-5	310	So.	Anadarko, Okla.
14	Reese Osgood	WR	5-11	185	Jr.	Franklin, Wis.	63	Kyan Rauk	OL	6-8	300	R-Fr.	Northfield, Minn.
15	Julius Loughridge	RB	6-0	215	Gr.	Houston, Texas	64	Thomas Dwyer	OL	6-6	285	Fr.	Oconomowoc, Wis.
16	Jack Henry	QB	6-2	215	R-Fr.	Dell Rapids, S.D.	66	Brock Osbahr	OL	6-2	295	Fr.	De Pere, Wis.
16	Noah St-Juste	CB	5-10	175	So.	Montreal, Quebec	67	Ian Mutchler	OL	6-4	300	So.	Morton, Ill.
17	Ernest Blackshire Jr.	LB	6-2	215	Jr.	Milwaukee, Wis.	69	Quinten Christensen	OL	6-5	300	Jr.	Wessington Springs, S.D.
17	Jack Thue	QB	6-2	205	R-Fr.	Brandon, S.D.	70	Lincoln Semchenko	OL	6-5	295	Fr.	Brandon, S.D.
18	Ky Oday Jr.	WR	5-11	170	Jr.	Denver, Colo.	71	Reggie Kloehn	DT	6-1	270	Fr.	Fremont, Wis.
19	Jack Smith	WR	6-0	195	R-Fr.	Sioux Falls, S.D.	73	Nate Adams	OL	6-7	330	Sr.	Flower Mound, Texas
20	Graham Eben	LB	6-1	200	R-Fr.	Rock Rapids, Iowa	74	JB Walters	OL	6-4	280	Fr.	Grand Forks, N.D.
21	Myles Green	CB	6-0	180	Fr.	Homewood, Ill.	76	Sam Hagen	OL	6-6	320	Sr.	Fordville, N.D.
22	Jamari Holliman	CB	6-0	190	So.	Miami, Fla.	77	William Paepke	OL	6-5	315	So.	Rapid City, S.D.
23	Joe Kolega	WR	5-11	190	Fr.	Omaha, Neb.	78	Micah Hach	OL	6-4	295	Fr.	Watertown, S.D.
24	Brenden Begeman	RB	6-2	210	So.	Selby, S.D.	80	Zac Van Meeteren	WR	6-6	215	Fr.	Hayti, S.D.
25	Koby Bretz	S	6-2	210	Sr.	Omaha, Neb.	81	Ryan Harrington	K	6-3	175	Fr.	Ankeny, Iowa
26	Eli Stader	K	6-0	225	Gr.	Cedar Grove, Wis.	82	Coleman Kuntz	TE	6-3	240	Sr.	Beaumont, Calif.
27	Noah Thompson	S	6-0	185	Jr.	Brandon, S.D.	83	John Pica	TE	6-4	280	Jr.	Dell Rapids, S.D.
28	Chase Van Tol	LB	6-1	200	So.	Tea, S.D.	84	Alex Bullock	WR	6-2	205	Gr.	Omaha, Neb.
29	Corey Blair Jr.	RB	6-3	210	Fr.	Kernersville, N.C.	85	Joe Roll	WR	5-9	190	So.	Gretna, Neb.
30	Cody Cotton	CB	6-0	185	Jr.	Pleasant Prairie, Wis.	86	TyJohn Brooks	WR	5-8	165	Fr.	Minneapolis, Minn.
31	Carter York	S	5-11	195	Fr.	Sycamore, Ill.	87	Ben Brooks	TE	6-8	235	Fr.	Madison, S.D.
32	James Basinger	RB	5-10	200	Fr.	Littleton, Colo.	88	Greyton Gannon	TE	6-4	235	Jr.	Eagle, Wis.
33	Bryce Johnson	LB	6-3	220	Jr.	Parker, Colo.	89	Sebastyen Fries	TE	6-2	225	Fr.	Lakeville, Minn.
33	Jalyn Thompson	TE	6-2	255	So.	West Des Moines, Iowa	90	Danny Bradley	DE	6-4	260	Fr.	Windermere, Fla.
34	Josiah Johnson	RB	6-0	220	Fr.	Milwaukee, Wis.	91	Jace Sifore	DT	6-4	290	Jr.	Howard, S.D.
34	Jackson Powers	DB	5-11	185	So.	Maple Grove, Minn.	92	Sam Watts	DE	6-3	245	R-Fr.	Cedar Rapids, Iowa
35	Finn Benz	S	6-2	190	Fr.	St. Paul, Minn.	93	Kevin Spelman	DE	6-5	260	Gr.	New Lenox, Ill.
35	Quinton Renfro	RB	5-11	205	R-Fr.	Joplin, Mo.	94	Kobe Clayborne	DL	6-0	280	Sr.	Sioux City, Iowa
36	Justin Kabera	CB	5-11	170	Fr.	Harrisburg, Minn.	95	Mason Brosseau	DT	6-3	310	Sr.	Hanford, Calif.
37	Austin Bradley	CB	6-0	165	Fr.	Chandler, Ariz.	96	Rhett Schaefer	DE	6-3	255	R-Fr.	Walcott, Iowa
37	Kaydon Olivia	LS	5-11	215	Sr.	Schertz, Texas	97	Blake Leiferman	DE	6-5	265	R-Fr.	Kimball, S.D.
38	Max Stanard	S	5-11	190	R-Fr.	Manhattan, Kan.	98	Mac Muller	DT	6-1	270	R-Fr.	Osage, Iowa
39	Beau Bakken	LB	6-4	215	Fr.	Garretson, S.D.	99	Anthony Erickson	K	5-10	190	So.	Sioux Falls, S.D.
40	Kevin Carrigan Jr.	K	6-1	200	Jr.	Warrington, Pa.	99	Dawson Ripperda	DE	6-4	255	Jr.	Larchwood, Iowa
40	Liam Shaw	DE	6-3	250	Fr.	Muskego, Wis.							
41	Max Pelham	P	6-1	195	Sr.	Ankeny, Iowa							

Head Coach: Dan Jackson



DAN JACKSON

Head Coach • First Season

Alma Mater: Nebraska-Omaha, 2008

Dan Jackson was named the 22nd head football coach in South Dakota State history on Dec. 31, 2024. His hiring marked a return to the Jackrabbit program which he previously was associated with as both a student-athlete and assistant coach.

"South Dakota State is a special place and it's just so comforting to be back. I cannot wait to begin this journey and make this university and this football program even more special than it already is," Jackson said during his introductory press conference. "I'm ready. I'm prepared. I have seen and experienced so many different things throughout my career that I have no doubt that we're going to take this football program to new heights."

An Omaha native, Jackson began his association with SDSU football as a player from 2003-05. He joined the Jackrabbits' coaching staff as a graduate assistant in 2012, when SDSU began its current streak of 13 consecutive appearances in the Football Championship Subdivision playoffs. He was elevated to cornerbacks coach in 2014 and also served as recruiting coordinator, special teams coordinator and assistant head coach under John Stiegelmeier before moving on to Northern Illinois following the 2019 season.

Jackson coached two seasons at Northern Illinois, then was hired at Vanderbilt, where he coached defensive backs during the 2022 and 2023 seasons. In 2024, Jackson became a defensive coordinator for the first time when he joined the coaching staff at Idaho under former Jackrabbit colleague Jason Eck. He also coached the linebackers for a Vandals squad that advanced to the quarterfinals of the FCS playoffs. Jackson recently was tabbed to become defensive coordinator at New Mexico under Eck.

"There's a new landscape in college football and those things can change, and morph and move, but our standards will not change," Jackson said. "Our goal will always be to win a national championship. Our goal will always be to be the best football program in the country. We will evolve and we will grow and we will thrive in the new landscape of college football."

Joining Jackson in Brookings is his wife, Missy.

WHAT OTHERS ARE SAYING

"(Dan Jackson) will represent the core values of not only the Athletic Department, but this university, that guide us daily. I want to stress that the football program at SDSU is moving forward. We will continue to have the success on and off the field we have come to appreciate. Our next chapter is just unfolding and I am extremely excited." — SDSU President Barry Dunn

"We've spent years building success on the fields, we've spent years building success in the classroom and we've spent years working to fill this building and the stands. We know who we are and we're really proud of the impact that we have on this university. But what we needed was a leader that understood this, could embrace it, but who also could help us navigate all the challenges we are facing in college athletics moving forward." — SDSU Director of Athletics Justin Sell

"Dan Jackson is a passionate leader who cares for the individuals in the program. He is positive, he is a tremendous recruiter and he is a true Jackrabbit. He will give SDSU his best." — John Stiegelmeier, former SDSU head coach (1997-2022)

"Knowing how special and personal it is to coach at your alma mater, I'm thrilled for Dan to have the opportunity to return to Brookings. His energy, positivity and coaching experience will be tremendous assets as he begins building on Coach Stiegelmeier's championship legacy. I cannot wait to see what's ahead for Jackrabbit Football." — Clark Lea, Vanderbilt head coach

"From the time I first worked with Dan Jackson in 2016, I knew he would be a head coach. Dan did an outstanding job leading our defense last year. His ability to connect with people of all backgrounds, his work ethic and his energy make him ready for this opportunity." — Jason Eck, New Mexico head coach

"I am extremely excited for Dan and Missy for the opportunity presented to them at South Dakota State. Dan has a passion for coaching, he is extremely organized and thorough, and always saw the big picture even as an assistant. It is professionally fulfilling to witness Dan Jackson rise to become the head coach at his alma mater. Dan Loves SDSU with all of his heart and will do an excellent job keeping the championship standards. I wish him all the best." — Thomas Hammock, Northern Illinois head coach



7-CHASE MASON

6-4, 240, Senior • Quarterback

Hurley, South Dakota (Viborg-Hurley H.S./Nebraska)

CAREER NOTES:

- Began collegiate career as a baseball student-athlete at Nebraska
- His 161 rushing yards against Youngstown State on Oct. 12, 2024, are the most in a game by a Jackrabbit quarterback in the Division I era
- Went 176 career pass attempts before throwing first collegiate interception
- Missouri Valley Football Conference Commissioner's Academic Excellence Award (2024)
- MVFC Honor Roll (2022, 2023, 2024)
- Team Captain (2025)

CHASE MASON'S CAREER STATISTICS

Year	GP	Eff.	Comp	Att	Int	Pct.	Yds	TD	LG	Rush	Yds	TD	LG
2022	DNP-Injury												
2023	9	160.49	16	26	0	61.5	267	1	*71	16	184	2	*69
2024	10	133.74	17	26	0	65.4	133	2	19	46	464	6	*69
2025	5	156.83	87	132	1	65.9	1,099	9	52	50	163	1	34
Career	24	154.08	120	184	1	65.2	1,499	12	*71	102	811	9	*69

* denotes touchdown

Note: Also has two career receptions for total of minus-2 yards

CHASE MASON'S 2023 GAME-BY-GAME STATISTICS

Game	Comp	Att	Int	Yds	TD	LG	Rush	Yds	TD	LG
Western Oregon	5	9	0	67	0	31	3	40	1	33
Montana State	DNP									
Drake	3	4	0	33	0	20	1	69	1	*69
North Dakota	0	0	0	0	0	0	0	0	0	0
Illinois State	DNP									
Northern Iowa	0	0	0	0	0	0	2	5	0	4
Southern Illinois	DNP									
South Dakota	0	1	0	0	0	0	2	29	0	21
North Dakota State	DNP									
Youngstown State	3	4	0	29	0	15	3	14	0	7
Missouri State	0	0	0	0	0	0	2	12	0	7
Mercer	4	6	0	67	0	32	2	9	0	5
Villanova	DNP									
UAlbany	1	2	0	71	1	*71	1	6	0	6
Montana	DNP									
Season Totals	16	26	0	267	1	*71	16	184	2	69

CHASE MASON'S 2024 GAME-BY-GAME STATISTICS

Game	Comp	Att	Int	Yds	TD	LG	Rush	Yds	TD	LG
Oklahoma State	0	0	0	0	0	0	1	0	0	0
Incarnate Word	0	0	0	0	0	0	4	30	0	16
Augustana	DNP									
SE Louisiana	1	2	0	11	0	11	7	56	1	31
Northern Iowa	3	4	0	28	0	12	7	9	1	8
Youngstown State	2	2	0	12	1	8	5	161	2	*69
North Dakota State	0	0	0	0	0	0	5	80	1	*66
South Dakota	1	1	0	0	0	0	4	14	0	4
Murray State	10	16	0	82	1	19	7	68	1	23
North Dakota	DNP									
Southern Illinois	DNP									
Missouri State	DNP									
Montana	DNP									
Incarnate Word	0	0	0	0	0	0	3	44	0	18
North Dakota State	0	1	0	0	0	0	3	2	0	3
Season Totals	17	26	0	133	2	19	46	464	6	*69

JACKRABBITS TO WATCH

CHASE MASON'S 2025 GAME-BY-GAME STATISTICS										
Game	Comp	Att	Int	Yds	TD	LG	Rush	Yds	TD	LG
Sacramento State	17	23	0	190	1	44	18	30	0	16
Montana State	17	25	0	174	3	28	14	34	1	11
Drake	18	25	0	225	1	43	8	51	0	16
Mercyhurst	21	29	0	321	3	52	5	8	0	5
Youngstown State	14	30	1	189	1	51	5	40	0	34
Season Totals	87	132	1	1,099	9	52	50	163	1	34



15-JULIUS LOUGHRIDGE

6-0, 215, Senior • Running Back

Houston, Texas (Mayde Creek H.S./Fordham)

CAREER NOTES:

- Active Football Championship Subdivision career rushing leader (3,672) and all-purpose yards (4,039) and second in rushing touchdowns (33)
- Walter Payton Award Watch List (2025)
- All-Patriot League First Team at Fordham (2023, 2024)
- Missouri Valley Football Conference Newcomer of the Week (Aug. 30, 2025)

JULIUS LOUGHRIDGE'S CAREER STATISTICS

Year	Rush	Yds	Avg	TD	LG	Rec	Yds	TD	LG	KOR	Yds	Avg	TD	LG
2022	131	931	7.1	8	42	4	16	0	14	0	0	0.0	0	0
2023	207	1,146	5.5	10	50	24	196	2	26	0	0	0.0	0	0
2024	194	1,044	5.4	9	55	21	155	0	44	0	0	0.0	0	0
2025	101	550	5.4	6	37	0	0	0	0	0	0	0.0	0	0
Career	633	3,672	5.8	33	55	49	367	2	44	19	401	21.1	0	51

* denotes touchdown

Note 2022-24 statistics at Fordham

JULIUS LOUGHRIDGE'S 2025 GAME-BY-GAME STATISTICS

Game	Rush	Yds	TD	LG	Rec	Yds	TD	LG	KOR	Yds	TD	LG
Sacramento State	22	159	0	37	0	0	0	0	0	0	0	0
Montana State	23	99	0	14	0	0	0	0	0	0	0	0
Drake	20	83	2	*15	0	0	0	0	0	0	0	0
Mercyhurst	11	33	0	7	0	0	0	0	0	0	0	0
Youngstown State	25	176	4	27	0	0	0	0	0	0	0	0
Season Totals	101	550	6	37	0	0	0	0	0	0	0	0



94-KOBE CLAYBORNE

6-0, 280, Senior • Defensive Lineman

Sioux City, Iowa (Bishop Heelan H.S./Northwest Missouri State)

CAREER NOTES:

- Buck Buchanan Award Watch List (2025)
- All-Missouri Valley Football Conference Honorable Mention (2024)
- MVFC All-Newcomer Team (2024)
- Second-team all-MIAA honors at Northwest Missouri State (2023) after tying for team lead with six sacks
- College Sports Communicators Division II Academic All-America Second Team (2023)
- MVFC Commissioner's Academic Excellence Award (2024)
- MVFC Honor Roll (2024)
- Team Captain (2025)

KOBE CLAYBORNE'S CAREER STATISTICS (SDSU ONLY)

YEAR	G	SOLO	AST	TOTAL	TFL-Yds	SACK-Yds	PBU	INT-Yds	BK	FR-Yds	FF
2024	15	17	17	34	5.5-26	4.5-21	0	0-0	0	1-0	0
2025	5	10	3	13	4.0-16	2.0-13	0	0-0	0	0-0	0
CAREER	20	27	20	47	9.5-42	6.5-34	0	0-0	0	1-0	0

KOBE CLAYBORNE'S 2024 GAME-BY-GAME STATISTICS

Game	Solo	Ast	Total	TFL-Yds	Sack-Yds	Int-Yds	FF	FR
Oklahoma State	2	2	4	0-0	0-0	0-0	0	0
Incarnate Word	0	1	1	0-0	0-0	0-0	0	0
Augustana	4	1	5	1.0-5	0-0	0-0	0	0
SE Louisiana	1	1	2	1.5-10	1.5-10	0-0	0	0
Northern Iowa	0	0	0	0-0	0-0	0-0	0	1
Youngstown St.	0	0	0	0-0	0-0	0-0	0	0
North Dakota St.	0	4	4	0-0	0-0	0-0	0	0
South Dakota	0	1	1	0-0	0-0	0-0	0	0
Murray State	0	2	2	0-0	0-0	0-0	0	0
North Dakota	2	0	2	0-0	0-0	0-0	0	0
Southern Illinois	2	1	3	1.0-2	1.0-2	0-0	0	0
Missouri State	0	0	0	0-0	0-0	0-0	0	0
Montana	3	1	4	0-0	0-0	0-0	0	0
Incarnate Word	2	3	5	1.0-1	1.0-1	0-0	0	0
North Dakota St.	1	0	1	1.0-8	1.0-8	0-0	0	0
Season Totals	17	17	34	5.5-26	4.5-21	0-0	0	1

KOBE CLAYBORNE'S 2025 GAME-BY-GAME STATISTICS

Game	Solo	Ast	Total	TFL-Yds	Sack-Yds	Int-Yds	FF	FR
Sacramento St.	2	1	3	1.0-7	1.0-7	0-0	0	0
Montana State	3	0	3	0-0	0-0	0-0	0	0
Drake	3	1	4	2.0-3	0-0	0-0	0	0
Mercyhurst	2	0	2	1.0-6	1.0-6	0-0	0	0
Youngstown St.	0	1	1	0-0	0-0	0-0	0	0
Season Totals	10	3	13	4.0-16	2.0-13	0-0	0	0

FOOTBALL CHAMPIONSHIP SUBDIVISION POLLS

STATS PERFORM FCS POLL — OCT. 6

PL.	SCHOOL	2025 RECORD	POINTS	PR
1.	North Dakota State [54]	5-0	1,398	1
2.	South Dakota State [1]	5-0	1,340	2
3.	Tarleton State [1]	6-0	1,268	3
4.	Montana	5-0	1,221	4
5.	Montana State	4-2	1,207	5
6.	UC Davis	4-1	1,036	7
7.	Lehigh	6-0	1,000	9
8.	Southern Illinois	4-1	968	10
9.	Illinois State	3-2	899	6
10.	Tennessee Tech	5-0	897	11
11.	Idaho	2-3	779	12
12.	Monmouth (N.J.)	4-1	768	14
13.	North Dakota	3-2	764	15
14.	Northern Arizona	4-2	529	13
15.	Jackson State	4-1	491	17
16.	Austin Peay	4-2	473	22
17.	Rhode Island	4-2	465	8
18.	Villanova	3-2	389	18
19.	Abilene Christian	3-3	385	19
20.	Lamar	4-1	333	20
21.	West Georgia	5-1	299	16
22.	Harvard	3-0	280	25
23.	South Dakota	3-3	233	21
24.	Presbyterian	5-0	228	23
25.	Mercer	4-1	184	NR

Notes: First-place votes in brackets; opponents listed in **bold**

Teams receiving votes: **Youngstown State**, 147; Stephen F. Austin, 97; Southeastern Louisiana, 52; **Sacramento State**, 21; Gardner-Webb, 16; Alabama State, 11; Brown, 9; Furman, 7; North Carolina Central, 2.

AFCA FCS COACHES' POLL — OCT. 6

PL.	SCHOOL	2025 RECORD	POINTS	PR
1.	North Dakota State [26]	5-0	650	1
2.	South Dakota State	5-0	621	2
3.	Tarleton State	6-0	574	3
4.	Montana	5-0	567	4
5.	Montana State	4-2	530	5
6.	UC Davis	4-1	499	7
7.	Tennessee Tech	5-0	455	9
8.	Lehigh	6-0	452	8
9.	Southern Illinois	4-1	406	11
10.	Illinois State	3-2	399	6
11.	Monmouth (N.J.)	4-1	383	12
12.	North Dakota	3-2	359	14
13.	Idaho	2-3	306	15
14.	Jackson State	4-1	269	17
15.	Austin Peay	4-2	224	21
16.	Northern Arizona	4-2	221	13
17.	Villanova	3-2	211	19
18.	Rhode Island	4-2	203	10
19.	Mercer	4-1	164	22
20.	Youngstown State	3-2	162	18
21.	West Georgia	5-1	140	16
	Abilene Christian	3-3	140	23
23.	Presbyterian	5-0	130	24
24.	Lamar	4-1	111	25
25.	Harvard	3-0	64	NR

Notes: First-place votes in brackets; opponents listed in **bold**

Teams receiving votes: Southeastern Louisiana, 52; Furman, 38; Stephen F. Austin, 33; **South Dakota**, 21; Incarnate Word, 19; Gardner-Webb, 12; Alabama State, 9; Brown, 6; Elon, 6; North Carolina Central, 5; UT-Rio Grande Valley, 4; Lafayette, 3; Cal Poly, 2.

MISSOURI VALLEY FOOTBALL CONFERENCE

2025 MVFC STANDINGS

SCHOOL	CONFERENCE	PF	PA	OVERALL	PF	PA
North Dakota State	2-0	84	29	5-0	222	46
South Dakota State	1-0	35	30	5-0	171	85
Southern Illinois	1-0	55	27	4-1	217	105
North Dakota	1-0	35	7	3-2	201	96
South Dakota	1-1	62	75	3-3	148	188
Youngstown State	0-1	30	35	3-2	165	136
Illinois State	0-1	16	33	3-2	140	147
Indiana State	0-1	27	55	2-3	126	229
Northern Iowa	0-1	7	35	2-3	78	114
Murray State	0-1	24	49	0-5	96	221

RECENT RESULTS AND SCHEDULE

SATURDAY, OCT. 4

*South Dakota 49, Murray State 24
 *North Dakota 35, Northern Iowa 7
 *South Dakota State 35, Youngstown State 30
 *Southern Illinois 55, Indiana State 27
 *North Dakota State 33, Illinois State 16

SATURDAY, OCT. 11

*South Dakota at Indiana State, noon
 *Northern Iowa at South Dakota State, 2 p.m.
 *Southern Illinois at North Dakota State, 2:30 p.m.
 *Youngstown State at North Dakota, 3 p.m.
 *Illinois State at Murray State, 6 p.m.
 All times Central

2025 PRESEASON POLL

1.	North Dakota State [39]	417
2.	South Dakota State	355
3.	South Dakota [3]	349
4.	Illinois State	292
5.	Youngstown State	211
6.	Southern Illinois	208
7.	North Dakota	196
8.	Northern Iowa	130
9.	Indiana State	105
10.	Murray State	47



LAST MEETING VERSUS NORTHERN IOWA

#1/1 SDSU 41, #18 NORTHERN IOWA 3

Oct. 5, 2024 • UNI-Dome (Att.: 12,611)

CEDAR FALLS, Iowa — Top-ranked South Dakota State forced four Northern Iowa turnovers, scored on a blocked punt and found balance on offense to cruise past Northern Iowa, 41-3, in the Missouri Valley Football Conference opener for both teams Oct. 5 at the UNI-Dome.

The Jackrabbits improved to 4-1 overall in extending their winning streak against Football Championship Subdivision opponents to 31 games. UNI, which entered the weekend ranked 18th in the coaches' poll and receiving votes in the media poll, dropped to 2-3 overall.

SDSU forced its first turnover on UNI's opening drive of the game as Jarod DePriest jarred the ball loose from Panther running back Tye Edwards and Kobe Clayborne recovered at the Jackrabbit 46. Mark Gronowski connected with Griffin Wilde on a 15-yard pass play to open the ensuing drive and Amar Johnson picked up 25 yards on the ground before Gronowski hooked up with Kentrell Prejean in the left corner of the end zone for a 16-yard touchdown.

After a Steven Arrell interception, a 22-yard field goal by Hunter Dustman on the second play of the second quarter gave SDSU a 10-0 lead and kick-started an avalanche of more big plays.

As UNI lined up to punt near midfield on its first possession of the second quarter, Cullen McShane broke through the protection to block the attempt and Noah Thompson scooped up the loose ball and scored from 49 yards out.

The Jackrabbits then forced their second fumble of the opening half with Max Baloun stripping the ball from quarterback Aidan Dunne and DePriest recovering at the UNI 14. Two plays later, SDSU backup quarterback Chase Mason plunged in from 6 yards for a 24-0 Jackrabbit lead.

UNI put its only points of the game on the board late in the first half with an eight-play, 57-yard drive that ended with a 40-yard field goal by Caden Palmer.

SDSU worked the two-minute drill effectively to close the first half. Amar Johnson caught four passes out of the backfield as part of a nine-play, 41-yard march that culminated with a 41-yard field goal by Dustman.

The Jackrabbits showed no signs of a letdown in the third quarter as they tacked on two more touchdowns. An Adam Bock interception and return deep in UNI territory set up a 6-yard touchdown pass from Gronowski to Graham Goering for the first score.

SDSU's final tally came on a screen pass from Gronowski to Angel Johnson. With the ball at the UNI 34, Johnson caught the middle screen two yards behind the line of scrimmage and weaved his way through traffic and down the left sideline, getting a key block from wide receiver Elijah Ervin for a 66-yard touchdown.

Gronowski ended the day 16-of-22 for 221 yards and three scores. Amar Johnson was the leading pass-catcher with four receptions for 28 yards, with Goering (52 yards) and Wilde (39 yards) adding three catches each.

Overall, SDSU held a 390-246 advantage in total offense with Kirby Vorhees pacing the rushing attack with 45 yards on eight carries late in the contest.

Dunne closed the afternoon with 113 yards on 8-of-15 passing. Matthew Schecklman finished at quarterback for the Panthers, completing 9-of-16 attempts for 67 yards. Sergio Morancy caught a game-high six passes for 73 yards, with Edwards picking up 62 yards on the ground on 12 carries.

DePriest led SDSU with six tackles, including two for loss and a sack. Colby Huerter registered five stops.

J.J. Dervil led all players with eight tackles for UNI.



Steven Arrell's interception in the second quarter was the second of four turnovers forced by the Jackrabbit defense in a 41-3 road drubbing of Northern Iowa.

SCORE BY QUARTERS	1	2	3	4	FINAL
South Dakota State (4-1, 1-0)	7	20	14	0	41
Northern Iowa (2-3, 0-1)	0	3	0	0	3

SCORING SUMMARY

1st	8:43	SDSU	—	Kentrell Prejean 16 yd pass from Mark Gronowski (Hunter Dustman kick)
2nd	14:53	SDSU	—	Dustman 22 yd field goal
2nd	9:33	SDSU	—	Noah Thompson 49 yd blocked punt return (Dustman kick)
2nd	8:16	SDSU	—	Chase Mason 6 yd run (Dustman kick)
2nd	1:25	UNI	—	Caden Palmer 40 yd field goal
2nd	00:07	SDSU	—	Dustman 41 yd field goal
3rd	12:39	SDSU	—	Graham Goering 7 yd pass from Gronowski (Dustman kick)
3rd	10:08	SDSU	—	Angel Johnson 66 yd pass from Gronowski (Dustman kick)

TEAM STATISTICS

	SDSU	UNI
FIRST DOWNS	17	16
RUSHES-YARDS (NET)	34-139	33-66
PASSING YDS (NET)	249	180
Passes Att-Comp-Int	26-19-0	31-17-2
TOTAL OFFENSE PLAYS-YARDS	60-388	62-246
Punt Returns-Yards	2-71-1	1-2
Kickoff Returns-Yards	1-15	2-35
Interception Returns-Yards	2-33	0-0
Punts (Number-Avg)	3-48.0	5-32.8
Fumbles-Lost	1-0	3-2
Penalties-Yards	2-15	2-15
Possession Time	30:43	29:17
Third-Down Conversions	5 of 12	3 of 13
Fourth-Down Conversions	1 of 1	2 of 3
Red-Zone Scores-Chances	5-7	0-1
Sacks By: Number-Yards	3-20	0-0

RUSHING LEADERS: SDSU - Kirby Vorhees 8-45; Amar Johnson 10-40; Angel Johnson 6-31; Chase Mason 7-9; Mark Gronowski 2-8; Griffin Wilde 1-6. UNI - Tye Edwards 12-62; Amauri Pesek-Hickson 8-23; Layne Pryor 1-0; Aidan Dunne 4-(-5); Matthew Schecklman 5-(-14). **PASSING LEADERS:** SDSU - Mark Gronowski 16-22-0 221; Chase Mason 3-4-0 28. UNI - Aidan Dunne 8-15-2 113; Matthew Schecklman 9-16-0 67. **RECEIVING LEADERS:** SDSU - Amar Johnson 4-28; Graham Goering 3-52; Griffin Wilde 3-39; Angel Johnson 2-76; Kentrell Prejean 2-17; David Alpers 1-12; Lofton O'Groske 1-9; Brody Gormley 1-7; Kevin Brenner 1-5; Greyton Gannon 1-4. UNI - Sergio Morancy 6-73; J.C. Roque Jr. 5-6; Layne Pryor 3-26; Jaiden Ellis-Lahey 2-24; Desmond Hutson 1-11. **INTERCEPTIONS:** SDSU - Adam Bock 1-23; Steven Arrell 1-10. UNI - none. **SACKS:** SDSU - Max Baloun 1.0-8; Jarod DePriest 1.0-8; Bryce Hawthorne 1.0-4. UNI - none. **TACKLE LEADERS (UA-A-TOT):** SDSU - Jarod DePriest 4-2-6; Colby Huerter 2-3-5; Bryce Hawthorne 1-4-5; Caleb Francl 2-2-4; Matthew Durrance 4-0-4; Adam Bock 2-2-4. UNI - J.J. Dervil 4-4-8; Albert Nunes 2-5-7; Jonathan Cabral-Martin 2-5-7; Jack Kriebs 1-6-7; Carter Hewitt 2-5-7; Ben Belken 2-3-5.

VERSUS RANKED OPPONENTS

Since moving to the Football Championship Subdivision at the start of the 2004 season, the Jackrabbits have compiled a 75-54 record versus ranked opponents.

Following is a year-by-year look at games against ranked opponents:

2004 0-3 record

- at #13 Cal Poly (L, 7-14)
- at #24 Montana State (L, 24-27)
- at #1 Georgia Southern (L, 7-63)

2005 0-5 record

- at #3 Montana (L, 0-7)
- #12 Cal Poly (L, 16-24)
- at #16 Texas State (L, 12-42)
- #19 Georgia Southern (L, 42-55)
- at #20 North Dakota State (L, 17-41)

2006 3-3 record

- at #6 Montana (L, 7-36)
- at #12 Northern Iowa (L, 17-27)
- at #16 McNeese State (W, 20-17)
- at #4 Cal Poly (W, 29-28)
- #16 UC Davis (W, 22-21)
- at #4 North Dakota State (L, 28-41)

2007 2-2 record

- at #6 Youngstown State (L, 17-23)
- #5 Northern Iowa (L, 17-31)
- #19 Cal Poly (W, 48-35)
- #1 North Dakota State (W, 29-24)

2008 3-4 record

- #14 Youngstown State (W, 40-7)
- #15 Western Illinois (W, 24-22)
- #8 Northern Iowa (L, 20-34)
- #4 McNeese State (L, 44-46 – 3OT)
- #3 Cal Poly (L, 28-42)
- #9 Southern Illinois (L, 35-38)
- at #24 North Dakota State (W, 25-24)

2009 1-3 record

- at #17 Cal Poly (L, 14-21)
- vs. #6 Northern Iowa (W, 24-14)
- vs. #3 Southern Illinois (L, 15-34)
- ^at #1 Montana (L, 48-61)

2010 2-3 record

- at #16 Delaware (L, 3-26)
- at #15 Northern Iowa (L, 14-24)
- vs. #20 Western Illinois (W, 33-29)
- at #15 Southern Illinois (W, 31-10)
- at #20 North Dakota State (L, 24-31)

2011 0-3 record

- vs. #23 Indiana State (L, 28-38)
- vs. #2 Northern Iowa (L, 14-31)
- vs. #3/5 North Dakota State (L, 14-38)

2012 3-2 record

- at #22/25 Indiana State (W, 24-10)
- vs. #21/22 Youngstown St. (W, 41-28)
- at #1/1 North Dakota State (L, 17-20)
- ^vs. #25 Eastern Illinois (W, 58-10)
- ^at #1/1 North Dakota State (L, 3-28)

2013 3-2 record

- vs. #1/1 North Dakota State (L, 0-20)
- vs. #17/18 Northern Iowa (W, 37-34 – 2 OT)
- at #15/18 Youngstown St. (W, 42-13)
- ^at #8/9 Northern Arizona (W, 26-7)
- ^at #3/3 Eastern Washington (L, 17-41)

2014 3-4 record

- at #22/22 Illinois State (L, 10-45)
- at #20/21 Northern Iowa (W, 31-28)
- vs. #16/17 Youngstown State (L, 27-30)
- at #1/1 North Dakota State (L, 17-37)
- at #17/19 Indiana State (W, 32-17)
- ^at #17/17 Montana State (W, 47-40)
- at #2/3 North Dakota State (L, 24-27)

2015 3-3 record

- vs. #2/3 North Dakota State (L, 7-28)
- vs. #19/21 Indiana State (W, 24-7)
- at #11/12 Youngstown State (W, 38-8)
- vs. #22/25 Northern Iowa (L, 7-10)
- vs. #2/2 Illinois State (W, 25-20)
- ^at #16/17 Montana (L, 17-24)

2016 4-1 record

- vs. #8/8 Western Illinois (W, 52-14)
- at #1/1 North Dakota State (W, 19-17)
- vs. #12/13 Youngstown State (W, 24-10)
- ^vs. #9/10 Villanova (W, 10-7)
- ^at #3/3 North Dakota State (L, 10-36)

2017 6-2 record

- at #5/6 Youngstown State (L, 7-19)
- at #12/14 Western Illinois (W, 52-48)
- vs. #2/2 North Dakota State (W, 33-21)
- vs. #17/20 Illinois State (W, 27-24 – OT)
- at #15/16 South Dakota (W, 31-28)
- ^vs. #20/21 Northern Iowa (W, 37-22)
- ^vs. #20/21 New Hampshire (W, 56-14)
- ^at #1/1 James Madison (L, 16-51)

2018 2-3 record

- at #1/1 North Dakota State (L, 17-21)
- at #25 Northern Iowa (L, 9-24)
- at #9/11 Illinois State (W, 38-28)
- ^at #2/2 Kennesaw State (W, 27-17)
- ^at #1/1 North Dakota State (L, 21-44)

2019 2-3 record

- at #17/19 Youngstown State (W, 38-28)
- vs. #1/1 North Dakota State (L, 16-23)
- vs. #11/12 Illinois State (L, 18-27)
- vs. #4/5 Northern Iowa (W, 38-7)
- ^vs. #6/6 Northern Iowa (L, 10-13)

2020-21 5-2 record

- at #3 Northern Iowa (W, 24-20)
- at #14 North Dakota (L, 17-28)
- at #5/5 Southern Illinois (W, 44-3)
- at #2/3 North Dakota State (W, 27-17)
- ^vs. #14/14 Southern Illinois (W, 31-26)
- ^vs. #5/5 Delaware (W, 33-3)
- ^vs. #4/4 Sam Houston (L, 21-23)

2021 4-4 record

- vs. #7/8 Southern Illinois (L, 41-42 – OT)
- vs. #20/24 Northern Iowa (L, 17-26)
- vs. #2/2 North Dakota State (W, 27-19)
- at #17/19 South Dakota (L, 20-23)
- ^vs. #14/16 UC Davis (W, 56-24)
- ^at #8/12 Sacramento State (W, 24-19)
- ^vs. #6/7 Villanova (W, 35-21)
- ^at #7/9 Montana State (L, 17-31)

2022 8-0 record

- vs. #25 UC Davis (W, 24-22)
- at #4/6 Missouri State (W, 28-14)
- at #1/1 North Dakota State (W, 23-21)
- at #20 North Dakota (W, 49-35)
- ^vs. #23 Delaware (W, 42-6)
- ^vs. #6/7 Holy Cross (W, 42-21)
- ^vs. #3/3 Montana State (W, 39-18)
- ^vs. #4/4 North Dakota State (W, 45-24)

2023 11-0 record

- vs. #3/3 Montana State (W, 20-16)
- vs. #11/12 North Dakota (W, 42-21)
- at #22 Illinois State (W, 40-21)
- at #12/12 Southern Illinois (W, 17-10)
- at #4/9 South Dakota (W, 37-3)
- vs. #10/11 North Dakota St. (W, 33-16)
- at #22 Youngstown State (W, 34-0)
- ^vs. #17/20 Mercer (W, 41-0)
- ^vs. #6/9 Villanova (W, 23-12)
- ^vs. #9/15 UAlbany (W, 59-0)
- ^vs. #2/2 Montana (W, 23-3)

2024 7-2 record

- vs. #11/12 Incarnate Word (W, 45-24)
 - at #18 Northern Iowa (W, 41-3)
 - at #2/2 North Dakota State (L, 9-13)
 - vs. #4/4 South Dakota (W, 20-17 – OT)
 - at #21/23 North Dakota, (W, 38-7)
 - at #18 Missouri State (W, 45-9)
 - ^vs. #13/13 Montana (W, 35-18)
 - ^vs. #6/6 Incarnate Word (W, 55-14)
 - ^at #3/4 North Dakota State (L, 21-28)
- ^denotes FCS playoff game

2025 3-0 record

- vs. #14/15 Sacramento State (W, 20-3)
- at #3/3 Montana State (W, 30-24 – 2 OT)
- at #18/24 Youngstown State (W, 35-30)

#3/3 SDSU 20, #14/15 SACRAMENTO STATE 3

Aug. 30, 2025 • Dana J. Dykhouse Stadium (Att.: 19,163)

The South Dakota State defense was dominant from start to finish and the Jackrabbit offense scored a pair of touchdowns in the second quarter to open the Dan Jackson era with a 20-3 victory over 14th-ranked Sacramento State Saturday night at Dana J. Dykhouse Stadium.

With the victory, the third-ranked Jackrabbits ran their home winning streak to 30 games dating back to the 2021 season.

SDSU moved the ball almost at will in the first half, but some stumbles in the red zone prevented the Jackrabbits from building a bigger advantage early in the game. After losing a fumble inside the 5-yard line on the opening drive of the game, SDSU had to settle for a 22-yard field goal by newcomer Eli Stader after being set up first and goal from the Sac State 3 after a 44-yard pass play from Chase Mason to Lofton O'Groske on the first play of the ensuing possession.

Another Jackrabbit miscue later in the first quarter, this time on a muffed punt that was recovered by Sac State at the SDSU 23, resulted in what would be the visitors' lone points of the night. The SDSU defense rose to the occasion on a short field, holding the Hornets to a game-tying 36-yard field goal by Grant Meadors.

The Jackrabbits took the lead for good with a methodical 15-play, 75-drive that chewed up more than seven and a half minutes between the end of the first quarter and start of the second period. Twice SDSU converted on fourth-and-short to keep the drive alive before Mason found fullback/tight end Andrew Gustad open in the right front corner of the end zone for a 4-yard touchdown.

After turning over the Hornets on downs, running back Julius Loughridge gained 58 yards on four carries to kick-start the next SDSU drive and O'Groske finished the eight-play, 69-yard march by taking a handoff from Mason around right end for a 3-yard touchdown run.

Meanwhile, a Jackrabbit defense that returned only one starter from last year's squad, limited Sac State to only three first downs in the first half. The Hornets did not complete a pass in the opening quarter and managed only 24 net yards rushing on 24 attempts for the entire game. Sac State's longest run of the night was 5 yards.

The two squads combined for five punts in the third quarter before the Jackrabbits tallied the lone points of the second half by way of a 28-yard field goal by Stader late in the final stanza.

SDSU finished the night with a 430-131 advantage in total offensive yards and a 28-7 disparity in first downs. The Jackrabbits held the ball for more than 41 minutes and limited their opponents to 2-of-13 on third-down attempts and 0-for-4 on fourth-down conversions.

A transfer from Fordham, Loughridge paced the Jackrabbit offense with 159 yards on 22 carries while Mason ended his first career start by completing 17-of-23 passes for 190 yards. Alex Bullock was the top pass catcher with six receptions for 49 yards, with O'Groske adding five catches for 76 yards and rushing three times for another 31 yards.

Cullen McShane registered a career-best seven tackles to lead the Jackrabbits and fellow linebacker Chase Van Tol was credited for four stops.

Sac State quarterback Jaden Rashada was limited to 11-of-27 passing for 107 yards and was picked off by Jayden Oliver late in the first half. Jordan Anderson was the top receiving target for four catches for 49 yards.

Derek Houston recorded a game-high 14 tackles and notched one of the Hornets' seven sacks on the night.



Reis Kirschenman celebrates recovering a fumble in action during the second quarter of the Aug. 30 season opener against Sacramento State.

SCORE BY QUARTERS	1	2	3	4	FINAL
Sacramento State (0-1)	3	0	0	0	3
South Dakota State (1-0)	3	14	0	3	20

SCORING SUMMARY

1st	8:11	SDSU	—	Eli Stader 22 yd field goal
1st	5:18	SAC	—	Grant Meadors 36 yd field goal
2nd	12:38	SDSU	—	Andrew Gustad 4 yd pass from Chase Mason (Stader kick)
2nd	3:51	SDSU	—	Lofton O'Groske 3 yd rush (Stader kick)
4th	2:27	SDSU	—	Stader 28 yd field goal

TEAM STATISTICS	SAC	SDSU
FIRST DOWNS	7	28
RUSHES-YARDS (NET)	24-24	56-240
PASSING YDS (NET)	107	190
Passes Att-Comp-Int	27-11-1	23-17-0
TOTAL OFFENSE PLAYS-YARDS	51-131	79-430
Punt Returns-Yards	0-0	2-(-5)
Kickoff Returns-Yards	2-46	2-46
Interception Returns-Yards	0-0	1-0
Punts (Number-Avg)	5-46.2	2-41.5
Fumbles-Lost	3-1	2-2
Penalties-Yards	9-66	5-50
Possession Time	18:54	41:06
Third-Down Conversions	2 of 13	5 of 15
Fourth-Down Conversions	0 of 4	2 of 3
Red-Zone Scores-Chances	1-1	4-6
Sacks By: Number-Yards	7-39	2-16

RUSHING LEADERS: SAC - Rodney Hammond Jr. 6-12; Jamar Curtis 5-11; Savion Red 3-7; Damian Henderson II 2-6. SDSU - Julius Loughridge 22-159; Lofton O'Groske 3-31; Chase Mason 18-30; James Basinger 5-21; Isaiah Garcia-Castaneda 1-8; Brenden Begeman 5-3; Andrew Gustad 1-3. **PASSING LEADERS:** SAC - Jaden Rashada 11-27-1 112. SDSU - Chase Mason 17-23-0 190. **RECEIVING LEADERS:** SAC - Jordan Anderson 4-49; Jamar Curtis 2-17; Tim Conerly 2-12; Damian Henderson II 1-14; Jordan Williams 1-14. SDSU - Alex Bullock 6-49; Lofton O'Groske 5-76; Greyton Gannon 2-28; Grahm Goering 2-19; Isaiah Garcia-Castaneda 1-14; Andrew Gustad 1-4. **INTERCEPTIONS:** SAC - none. SDSU - Jayden Oliver 1-0. **SACKS:** SAC - Jayland McGlothen 2-0-7; Xavier Williams 1.5-14; Derek Houston 1.0-7; Dylan Hampsten 1.0-5; Jason Oliver 0.5-4; DeSean Watts 0.5-1; Brodie Tagaloa 0.5-1. SDSU - Chase Van Tol 1.0-9; Kobe Clayborne 1.0-7. **TACKLE LEADERS (UA-A-TOT):** SAC - Derek Houston 11-3-14; Koa Akui 6-3-9; Kaleb Higgins 4-2-6; Warren Smith Jr. 3-2-5; Dylan Hampsten 4-1-5; Jayland McGlothen 4-1-5. SDSU - Cullen McShane 7-0-7; Chase Van Tol 4-0-4; Reis Kirschenman 1-2-3; Joe Ollman 1-2-3; Kobe Clayborne 2-1-3.

GAME 2 RECAP

#2/2 SDSU 30, #3/3 MONTANA STATE 24 [2 OT]

Sept. 6, 2025 • Bobcat Stadium (Att.: 22,117)

BOZEMAN, Mont. — South Dakota State quarterback Chase Mason threw a pair of touchdowns in overtime, the last a 25-yarder to tight end Brayden Delahoyde on the first play of the second extra session, to lift the second-ranked Jackrabbits to a 30-24 road victory Saturday night at No. 3 Montana State.

The Jackrabbits improved to 2-0 on the season, while Montana State dropped to 0-2. The game was played before a Gold Rush crowd of 22,117 at Bobcat Stadium.

Tied at 17 after regulation, Mason hooked up with wide receiver Lofton O'Groske for a one-handed catch and a 2-yard touchdown for the first score in overtime. It was the second touchdown of the game for the sophomore wide receiver and his 12th and final catch of a career night.

The Bobcats quickly answered with a six-play drive that ended with a 2-yard touchdown run by Adam Jones.

On what would be the only SDSU offensive play of the second overtime, Mason found Delahoyde, a redshirt freshman from Spearfish, open down the left hash for a 25-yard score. The two-point attempt was no good.

Montana State picked up a first down early in the ensuing possession and, after a Jackrabbit penalty for offsides on fourth-and-6 from the 10, needed only a yard to extend the drive. However, SDSU linebacker Kytan Fyfe stopped Bobcat running back Julius Davis inches shy of the line to gain on a play up the middle to end the contest.

The Jackrabbits scored on the opening drive of the game, marching deep into MSU territory before culminating the 11-play, 68-yard drive with a 25-yard field goal by Eli Stader.

Montana State took its lone lead of the night on a 7-yard touchdown run by quarterback Justin Lamson early in the second quarter, finishing off a nine-play, 88-yard drive that began with a 34-yard pass from Lamson to Dane Steel.

A big play by the Jackrabbits' special teams set up the first Jackrabbit touchdown of the night in the closing minutes of the first half. True freshman Casey Larson broke through the line and blocked the MSU punt attempt, setting SDSU up at the Bobcat 21. The Jacks needed only two plays to find paydirt, with Mason scoring around right end from 8 yards out after a 13-yard run by Julius Loughridge.

The Bobcats tied the game at 10-all on a 33-yard field goal by Myles Sansted at the first-half horn, and the game remained knotted heading into the final quarter.

After SDSU missed a field goal attempt in the third quarter, O'Groske put the Jackrabbits back out front with an 8-yard touchdown reception with 9:08 remaining.

However, Montana State returned the favor with a momentum-changing play of its own on special teams. SDSU punter Max Pelham initially evaded a heavy rush near his own end zone, but his botched punt attempt after moving to the right rolled into the hands of Seth Brock, who returned the miscue 10 yards for the game-tying touchdown with 6:37 to play in regulation.

Mason, who completed his first seven pass attempts of the night, ended the game 17-of-25 for 174 yards and a career-high three touchdowns. O'Groske totaled 125 receiving yards on his dozen catches.

Loughridge recorded a team-high 99 rushing yards on 23 carries.

Montana State finished with a 349-297 advantage in total offense. Lamson was the Bobcats' leading rusher with 96 yards on 20 carries and



Lofton O'Groske scored two touchdowns and also set career highs for receptions (12) and receiving yards (125) in a double-overtime victory at third-ranked Montana State.

completed 18-of-28 passes for 123 yards. Julius Davis added 76 rushing yards on 12 carries.

Cullen McShane led the Jackrabbit defense with 12 tackles, followed by fellow linebacker Joe Ollman with eight stops. Ollman and Noah St-Juste each forced fumbles, with Logan Green adding a sack and a half.

Cole Taylor registered a game-high 13 tackles and forced a fumble for Montana State.

SCORE BY QUARTERS	1	2	3	4	OT	FINAL
South Dakota State (2-0)	3	7	0	7	13	30
Montana State (0-2)	0	10	0	7	7	24

SCORING SUMMARY

1st	9:02	SDSU	— Eli Stader 25 yd field goal
2nd	10:47	MSU	— Justin Lamson 7 yd run (Myles Sansted kick)
2nd	1:06	SDSU	— Chase Mason 8 yd run (Stader kick)
2nd	00:00	MSU	— Sansted 33 yd field goal
4th	9:08	SDSU	— Lofton O'Groske 8 yd pass from Mason (Stader kick)
4th	6:37	MSU	— Seth Brock 10 yd fumble return (Sansted kick)
OT-1	00:00	MSU	— Adam Jones 2 yd run (Sansted kick)
OT-1	00:00	SDSU	— O'Groske 2 yd pass from Mason (Stader kick)
OT-2	00:00	SDSU	— Brayden Delahoyde 25 yd pass from Mason (pass failed)

TEAM STATISTICS

	SDSU	MSU
FIRST DOWNS	16	17
RUSHES-YARDS (NET)	40-123	42-210
PASSING YDS (NET)	174	139
Passes Att-Comp-Int	25-17-0	29-19-0
TOTAL OFFENSE PLAYS-YARDS	65-297	71-349
Punt Returns-Yards	4-0	3-9
Kickoff Returns-Yards	2-45	2-51
Interception Returns-Yards	0-0	0-0
Punts (Number-Avg)	7-48.0	7-37.4
Fumbles-Lost	2-2	2-2
Penalties-Yards	5-45	4-28
Possession Time	33:05	26:55
Third-Down Conversions	1 of 13	5 of 15
Fourth-Down Conversions	1 of 2	0 of 1
Red-Zone Scores-Chances	4-5	3-4
Sacks By: Number-Yards	3-22	4-18

RUSHING LEADERS: SDSU - Julius Loughridge 23-99; Chase Mason 14-34; James Basinger 2-1. MSU - Justin Lamson 20-96; Julius Davis 12-76; Adam Jones 9-30. **PASSING LEADERS:** SDSU - Chase Mason 17-25-0 174. MSU - Justin Lamson 18-28-0 123; Adam Jones 1-1-0 16. **RECEIVING LEADERS:** SDSU - Lofton O'Groske 12-133; Alex Bullock 2-4; Brayden Delahoyde 1-25; Greyton Gannon 1-7; Graham Goering 1-5. MSU - Adam Jones 6-41; Taco Dowler 4-18; Dane Steel 3-49; Hunter Providence 2-21; Rylan Schlepp 2-1. **INTERCEPTIONS:** SDSU - none. MSU - none. **SACKS:** SDSU - Logan Green 1.5-13; Matt Goehring 1.0-6; Dawson Ripperda 0.5-3. MSU - Hunter Parsons 1.0-8; Alec Eckert 1.0-5; Bryce Grebe 1.0-1; Zac Crews 0.5-2; Kenneth Eiden IV 0.5-2. **TACKLE LEADERS (JA-A-TOT):** SDSU - Cullen McShane 10-2-12; Joe Ollman 7-1-8; Jalen Lee 5-0-5. MSU - Cole Taylor 7-6-13; Kenneth Eiden IV 5-4-9; Caden Dowler 3-4-7.

GAME 3 RECAP

#2/2 SDSU 37, DRAKE 21

Sept. 13, 2025 • Dana J. Dykhouse Stadium (Att.: 19,213)

Julius Loughridge rushed for 83 yards and a pair of touchdowns and true freshman running backs James Basinger and Corey Blair Jr. also found the end zone for a second-ranked South Dakota State squad that posted a 37-21 victory over Drake Saturday night at Dana J. Dykhouse Stadium.

Playing before a Beef Bowl crowd of 19,213, the Jackrabbits improved to 3-0 overall and ran their home winning streak to 31 games. Drake, the two-time defending Pioneer League champion, fell to 1-1 on the season.

Drake needed only five plays to score the first points of the night. Quarterback Xavier Washington scrambled for 14 yards and Jaden Meizinger ran for another 21 yards before Washington found Hank Foley open over the middle for a 31-yard touchdown 3 minutes and 7 seconds into the contest.

The Jackrabbits gained the lead with touchdowns 35 seconds apart later in the first quarter. Following a short punt that placed the ball at the Drake 40, the Jackrabbits were aided by a pass interference penalty on the first play of the drive and scored three plays later when Alex Bullock caught a pass from Chase Mason in the left flat and scored from 9 yards out.

SDSU linebacker Joe Ollman came up with a strip sack on the first play of the ensuing drive, with Dawson Ripperda falling on the loose ball at the Bulldog 19. This time, the Jackrabbits needed only two plays to find the end zone as Loughridge followed his blockers for a 15-yard touchdown run

A 41-yard field goal by Harry Balke on the first snap of the second quarter pulled Drake to within 14-10, but the Jackrabbits extended their lead to 21-10 on a 2-yard touchdown run nearly seven minutes later by Basinger that capped a 12-play, 66-yard drive.

Loughridge scored his second touchdown of the night on a 4-yard run to finish off the first drive of the third quarter.

Drake stuck around behind the play of backup quarterback Logan Inagawa, who ran for a 3-yard touchdown midway through the third quarter, then tossed a two-point conversion to Nick Herman that cut the deficit to 28-18.

SDSU responded with the next 10 points to put the game out of reach. Following an interception by Noah Thompson, freshman kicker Ryan Harrington connected on his first collegiate field goal — a 39-yarder with under two minutes to play in the third quarter.

The Jackrabbits strung together a 10-play, 59-yard drive in the fourth quarter for their final scoring drive of the night. Blair ended the march with a 5-yard touchdown run as he ended the night with 50 yards on six carries.

A balanced SDSU offense ended the game with a 436-295 advantage in total yards gaining 225 yards through the air and 211 on the ground on a night in which the Jackrabbits never punted. Mason completed 18-of-25 passes, with Lofton O'Groske tallying a game-high six catches for 78 yards and Bullock adding five receptions for 39 yards and his first touchdown as a Jackrabbit.

Inagawa ended the night 15-of-25 passing for 140 yards and also was Drake's leading rusher with 58 yards on 14 carries. Jackson Voth led Bulldog receivers with five catches for 37 yards.

Cullen McShane paced the Jackrabbit defense with nine tackles, followed by Ollman with seven stops, including two sacks. Chase Van Tol and Logan Green also registered sacks for SDSU.

For Drake, Benjamin Wilson recorded a game-high 10 tackles.



Julius Loughridge led the South Dakota State ground game with touchdown runs of 15 and 4 yards in a Sept. 13 Beef Bowl victory over Drake.

SCORE BY QUARTERS	1	2	3	4	FINAL
Drake (1-1)	7	3	8	3	21
South Dakota State (1-0)	14	7	10	6	37

SCORING SUMMARY

1st	12:53	DU	Hank Foley 31 yd pass from Xavier Washington (Harry Balke kick)
1st	6:34	SDSU	Alex Bullock 9 yd pass from Chase Mason (Eli Stader kick)
1st	5:59	SDSU	Julius Loughridge 15 yd run (Stader kick)
2nd	14:56	DU	Balke 41 yd field goal
2nd	8:09	SDSU	James Basinger 2 yd run (Stader kick)
3rd	11:09	SDSU	Loughridge 4 yd run (Stader kick)
3rd	7:28	DU	Logan Inagawa 3 yd run (Nick Herman pass from Inagawa)
3rd	1:57	SDSU	Ryan Harrington 39 yd field goal
4th	8:10	SDSU	Corey Blair Jr. 5 yd run (pass failed)
4th	00:04	DU	Balke 24 yd field goal

TEAM STATISTICS	DU	SDSU
FIRST DOWNS	18	23
RUSHES-YARDS (NET)	32-121	43-211
PASSING YDS (NET)	174	225
Passes Att-Comp-Int	29-18-1	25-18-0
TOTAL OFFENSE PLAYS-YARDS	61-295	68-436
Punt Returns-Yards	0-0	1-22
Kickoff Returns-Yards	0-0	3-43
Interception Returns-Yards	0-0	1-0
Punts (Number-Avg)	4-35.2	0-0
Fumbles-Lost	1-1	1-0
Penalties-Yards	3-25	7-68
Possession Time	27:30	32:30
Third-Down Conversions	4 of 13	3 of 9
Fourth-Down Conversions	1 of 1	1 of 4
Red-Zone Scores-Chances	2-2	6-8
Sacks By: Number-Yards	0-0	4-22

RUSHING LEADERS: DU - Logan Inagawa 14-58; Jaden Meizinger 8-29; Nick Herman 2-19; Xavier Washington 3-7. SDSU - Julius Loughridge 20-83; Chase Mason 8-51; Corey Blair Jr. 6-50; James Basinger 6-20; Lofton O'Groske 1-8. **PASSING LEADERS:** DU - Logan Inagawa 15-25-1 140; Xavier Washington 3-4-0 34. SDSU - Chase Mason 18-25-0 225. **RECEIVING LEADERS:** DU - Jackson Voth 5-37; Taj Hughes 4-33; Hank Foley 3-54; Cooper Haswell 2-32. SDSU - Lofton O'Groske 6-78; Alex Bullock 5-39; Graham Goering 3-65; Grettyton Gannon 2-18; Jack Smith 1-20; Corey Blair Jr. 1-5. **INTERCEPTIONS:** DU - none. SDSU - Noah Thompson 1-0. **SACKS:** DU - none. SDSU - Joe Ollman 2.0-15; Logan Green 1.0-6; Chase Van Tol 1.0-1. **TACKLE LEADERS (UA-A-TOT):** DU - Benjamin Wilson 5-5-10; Sean Allison 4-4-8; J.R. Flood 4-3-7; Isaiah Bragg 6-0-6; Tommy Williams 3-2-5; Jack Ward 3-2-5. SDSU - Cullen McShane 5-4-9; Joe Ollman 3-4-7; Chase Van Tol 4-1-5; Isaiah Johnson 3-1-4; Kobe Clayborne 3-1-4.

GAME 4 RECAP

#2/2 SDSU 51, MERCYHURST 7

Sept. 27, 2025 • Dana J. Dykhouse Stadium (Att.: 19,034)

South Dakota State scored on all nine of its possessions to roll past Mercyhurst, 51-7, Sept. 27 in the annual Dairy Drive at Dana J. Dykhouse Stadium.

In completing the nonconference slate undefeated at 4-0, the second-ranked Jackrabbits ran their home winning streak to 32 games. Mercyhurst dropped to 1-4 on the season.

After opening the scoring with a 36-yard field goal by Eli Stader on the opening drive of the game, the Jackrabbits pushed their lead to 17-0 before the end of the first quarter with a pair of touchdowns through the air 24 seconds apart. First, Chase Mason hooked up with Alex Bullock for a 28-yard score, and after a Myles Taylor interception, SDSU needed only one play to find the end zone again on a 19-yard catch and run by Lofton O'Groske.

Mercyhurst answered with its longest drive of the day, an 11-play, 75-yard march that ended with a 22-yard touchdown pass from Adam Urena to Evan Van Dyke.

From there, it was all Jackrabbits. Stader closed out the first half with field goals of 25 and 28 yards for a 23-7 advantage and all four SDSU drives in the second half resulted in touchdowns.

Mason tied a career high with his third touchdown pass of the game early in the third quarter, an 18-yard strike to Jack Smith. Mason would end the game 21-of-29 passing for a career-best 321 yards.

The remainder of the Jackrabbit scoring came on the ground as freshman James Basinger found paydirt twice from a yard out around a 5-yard touchdown run by Brenden Begeman. Backup quarterback Luke Marble directed the final Jackrabbit scoring drive, completing all three of his pass attempts for 22 yards.

SDSU finished with a 469-154 advantage in total offense. Graham Goering tallied career highs of seven receptions and 101 yards, with Bullock adding 75 yards on six catches. Basinger topped the rushing attack with 53 yards on 15 carries and added three receptions for 32 yards.

Urena completed 12-of-18 passes for 103 yards, but was picked off twice. Van Dyke notched five catches for 62 yards.

Isaiah Johnson led the Jackrabbit defense with four tackles. Braylon Beckwith registered a game-high nine tackles for the Lakers.

SCORE BY QUARTERS	1	2	3	4	FINAL
Mercyhurst (1-4)	0	7	0	0	7
South Dakota State (4-0)	17	6	14	14	51

SCORING SUMMARY

1st	10:03	SDSU	— Eli Stader 36 yd field goal
1st	4:20	SDSU	— Alex Bullock 28 yd pass from Chase Mason (Stader kick)
1st	3:56	SDSU	— Lofton O'Groske 19 yd pass from Mason (Stader kick)
2nd	13:38	MU	— Evan Van Dyke 22 yd pass from Adam Urena (Max Young kick)
2nd	5:12	SDSU	— Stader 25 yd field goal
2nd	00:00	SDSU	— Stader 28 yd field goal



Myles Taylor's interception and 27-yard return set up the Jackrabbits' second touchdown in a 24-second span late in a 17-point first quarter Sept. 27 against Mercyhurst.

3rd	9:59	SDSU	— Jack Smith 18 yd pass from Mason (Stader kick)
3rd	4:23	SDSU	— James Basinger 1 yd run (Stader kick)
4th	12:48	SDSU	— Brenden Begeman 5 yd run (Stader kick)
4th	1:55	SDSU	— Basinger 1 yd run (Stader kick)

TEAM STATISTICS	MU	SDSU
FIRST DOWNS	9	26
RUSHES-YARDS (NET)	20-41	37-126
PASSING YDS (NET)	113	343
Passes Att-Comp-Int	20-13-2	32-24-0
TOTAL OFFENSE PLAYS-YARDS	40-154	69-469
Punt Returns-Yards	0-0	1-6
Kickoff Returns-Yards	7-118	2-53
Interception Returns-Yards	0-0	2-51
Punts (Number-Avg)	5-34.6	0-0
Fumbles-Lost	0-0	1-0
Penalties-Yards	8-55	8-60
Possession Time	23:13	36:47
Third-Down Conversions	3 of 10	9 of 13
Fourth-Down Conversions	1 of 1	1 of 1
Red-Zone Scores-Chances	0-0	8-8
Sacks By: Number-Yards	0-0	3-13

RUSHING LEADERS: MU - Brian Trobel 9-22; Jonny Askey 3-15; Ayron Rodriguez 1-5; Jameir Gamble 2-2. SDSU - James Basinger 15-53; Julius Loughridge 11-33; Brenden Begeman 5-25; Chase Mason 5-8; Luke Marble 1-7. **PASSING LEADERS:** MU - Adam Urena 12-18-2 103; Alex Gevaudan 1-1-0 10; Joe Kerbacher 0-1-0 0. SDSU - Chase Mason 21-29-0 321; Luke Marble 3-3-0 22. **RECEIVING LEADERS:** MU - Evan Van Dyke 5-62; Dylan Evans 3-25; Braydon Black 2-13. SDSU - Graham Goering 7-101; Alex Bullock 6-75; Jack Smith 3-51; James Basinger 3-32; Isaiah Garcia-Castaneda 2-30; Lofton O'Groske 2-25; Sammy Dresie 1-29. **INTERCEPTIONS:** MU - none. SDSU - Myles Taylor 1-27; Jayden Oliver 1-24. **SACKS:** MU - none. SDSU - Kobe Clayborne 1.0-6; Noah St-Juste 1.0-5; Logan Green 0.5-1; Dawson Ripperda 0.5-1. **TACKLE LEADERS (UA-A-TOT):** MU - Braylon Beckwith 2-7-9; Timmy Fleischood Jr. 2-6-8; Cedric Carter 2-5-7; Elijah Binakonsky 1-4-5. SDSU - Isaiah Johnson 3-1-4; Myles Green 2-1-3; Jalen B. Lee 2-1-3; Joe Ollman 2-1-3; Kytan Fyfe 1-2-3; Mac Muller 1-2-3; Cullen McShane 0-3-3.

#2/2 SDSU 35, #18/24 YOUNGSTOWN STATE 30

Oct. 4, 2025 • Stambaugh Stadium (Att.: 11,068)

YOUNGSTOWN, Ohio — Second-ranked South Dakota State blitzed Youngstown State with 21 points in the third quarter, overcoming a 10-point halftime deficit and coming away with a 35-30 victory in the Missouri Valley Football Conference opener for both teams Oct. 4 at Stambaugh Stadium.

Behind four second-half touchdowns by running back Julius Loughridge, the Jackrabbits improved to 5-0 overall. YSU, ranked 18th by the Football Championship Subdivision coaches and 24th in the Stats Perform media poll, dropped to 3-2 overall.

After forcing a three-and-out on the opening drive of the second half, the Jackrabbits needed only two plays to draw to within 17-14. On the first play of the drive, Mason went up top to Alex Bullock for a 51-yard pass play and Julius Loughridge carried in from 3 yards on the ensuing play.

YSU's 43-yard field goal attempt on the next possession sailed wide right and the Jackrabbits went back to work on the offensive end to take the lead with their second scoring drive of the quarter. That drive followed much of the same recipe as Mason connected with Bullock deep over the middle for a 38-yard gain and Loughridge stutter-stepped his way around left end two plays later for a 14-yard touchdown run.

Bullock picked up much of the slack in the absence of leading receiver Lofton O'Groske by recording 10 catches for 162 yards.

Loughridge scored his third touchdown of the quarter on a 2-yard run with 2 minutes and 18 seconds remaining in the stanza. He accounted for all 57 yards on the drive, including gains of 23 and 27 yards, as he finished the third quarter with 93 yards on 11 attempts.

The Penguins made it a one-score game early in the fourth quarter as Brungard hit Max Tomczak for a 29-yard touchdown pass. YSU had a chance to take the lead after getting the ball back at its own 13 with 6:49 remaining, but the SDSU defense came up with a much-needed stop and then put the ball back in the hands of Loughridge for a game-sealing drive.

Once again Loughridge did all the heavy lifting as he picked up yards in chunks before bursting through the line one final time for a 24-yard touchdown run. The Houston native ended the night with 176 yards on 25 carries.

YSU again made it a one-score game with 38 seconds remaining on a Brungard-to-Tomczak touchdown for the third time on the night, this time from 2 yards out. The two-point try was broken up and the Penguins' attempt at an onside kick rolled out of bounds, allowing SDSU to gain possession and run out the clock.

Youngstown State grabbed the early lead after taking advantage of a short field after the Jackrabbits failed on a fourth-down attempt near field on the opening drive of the game. Quarterback Beau Brungard found Tomczak behind the Jackrabbit defense for a 23-yard touchdown pass.

The Penguins pushed their advantage to 14-0 with a 15-play, 80-yard touchdown drive that ended with a 4-yard touchdown run by Brungard. The YSU quarterback ended the night 29-of-44 passing for 275 yards and also led the Penguins with 130 rushing yards on 22 carries.

SDSU got on the board with its longest scoring drive in terms of yards later in the second quarter. Mason ran for 34 yards to get the Jackrabbits across midfield, then found tight end Greyton Gannon open for a 4-yard touchdown pass that capped a nine-play, 90-yard march.

The momentum was short-lived, however, as Brungard broke two tackles on a 74-yard run to the Jackrabbit 8 to jump-start the next Penguin drive. However, the SDSU defense held, limiting YSU to a 29-yard field goal by Andrew Lastovka that made the score 17-7 going into halftime.



Alex Bullock caught 10 passes for 162 yards, with two of his catches covering 51 and 38 yards to set up a pair of third-quarter touchdowns in SDSU's 35-30 road victory.

YSU finished with a 431-400 advantage in total offense, with Tomczak catching eight passes for 92 yards.

Mason completed 14-of-30 passes for 180 yards and picked up another 40 yards on the ground on five attempts.

Cullen McShane led the Jackrabbit defense with a game-high 12 tackles, followed by fellow linebackers Chase Van Tol with eight tackles and Joe Ollman with seven stops. Ollman also recorded a sack.

SCORE BY QUARTERS	1	2	3	4	FINAL
South Dakota State (5-0, 1-0)	0	7	21	7	35
Youngstown State (3-2, 0-1)	7	10	0	13	30

SCORING SUMMARY

1st	11:52	YSU — Max Tomczak 23 yd pass from Beau Brungard (Andrew Lastovka kick)
2nd	14:00	YSU — Brungard 4 yd run (Lastovka kick)
2nd	4:58	SDSU — Greyton Gannon 4 yd pass from Chase Mason (Eli Stader kick)
2nd	2:23	YSU — Lastovka 29 yd field goal
3rd	12:50	SDSU — Julius Loughridge 3 yd run (Stader kick)
3rd	5:54	SDSU — Loughridge 14 yd run (Stader kick)
3rd	2:18	SDSU — Loughridge 2 yd run (Stader kick)
4th	10:31	YSU — Tomczak 29 yd pass from Brungard (Lastovka kick)
4th	3:17	SDSU — Loughridge 24 yd run (Stader kick)
4th	00:38	YSU — Tomczak 2 yd pass from Brungard (pass failed)

TEAM STATISTICS

	SDSU	YSU
FIRST DOWNS	20	25
RUSHES-YARDS (NET)	40-211	29-156
PASSING YDS (NET)	189	275
Passes Att-Comp-Int	30-14-1	44-29-0
TOTAL OFFENSE PLAYS-YARDS	70-400	73-431
Punt Returns-Yards	1-15	1-1
Kickoff Returns-Yards	1-0	3-57
Interception Returns-Yards	0-0	0-0
Punts (Number-Avg)	4-49.8	6-42.3
Fumbles-Lost	0-0	1-1
Penalties-Yards	7-43	7-60
Possession Time	29:25	30:35
Third-Down Conversions	6 of 14	4 of 13
Fourth-Down Conversions	0 of 2	1 of 1
Red-Zone Scores-Chances	4-4	3-3
Sacks By: Number-Yards	3-31	1-4

RUSHING LEADERS: SDSU - Julius Loughridge 25-176; Chase Mason 5-40; Andrew Gustad 3-7. YSU - Beau Brungard 22-130; Ethan Wright 2-24; Jaden Gilbert 2-6. **PASSING LEADERS:** SDSU - Chase Mason 14-30-1 189. YSU - Beau Brungard 29-44-0 275. **RECEIVING LEADERS:** SDSU - Alex Bullock 10-162; Greyton Gannon 2-9; Graham Goering 1-10; Jack Smith 1-8. YSU - Max Tomczak 8-92; Kylon Wilson 6-31; Jaden Gilbert 4-32; Ethan Wright 3-35; Micheal Manna 3-18.

INTERCEPTIONS: SDSU - none. YSU - none. **SACKS:** SDSU - Dawson Ripperda 1.0-15; Joe Ollman 1.0-10; Aaron Wolfcale-Holsten 1.0-6. YSU - Parker Jacobs 1.0-4. **TACKLE LEADERS (UA-A-TOT):** SDSU - Cullen McShane 7-5-12; Chase Van Tol 8-0-8; Joe Ollman 2-5-7; Jalen Lee 4-2-6; Noah St-Juste 5-0-5. YSU - D.J. Harris 7-3-10; Collin Vaughn 2-5-7; Carston Marshall 0-5-5; Justin Wimpye 5-0-5; Preston Zandier 2-3-5.

QUARTERBACKS



5-JON BELL

6-3, 205, Sr.

Naperville, Illinois • Naperville North H.S.

SINGLE-GAME CAREER HIGHS

Completions: 2, vs. Southern Illinois, 11-16-2024, and at Missouri State, 11-23-2024

Passing Attempts: 4, vs. Western Oregon, 8-31-2023, and vs. Southern Illinois, 11-16-2024

Passing Yards: 30, vs. Southern Illinois, 11-16-2024

Long Pass: 29 yards, to Kentrell Prejean, vs. Incarnate Word, 12-14-2024

Touchdown Passes: 1, vs. Youngstown State, 10-12-2024

Rushing Attempts: 2, vs. Western Oregon, 8-31-2023

Rushing Yards: 13, vs. Western Oregon, 8-31-2023

Long Rush: 11 yards, vs. Western Oregon, 8-31-2023



13-LUKE MARBLE

6-4, 210, R-Fr.

Smyrna, Georgia • Campbell H.S./Northern Illinois

SINGLE-GAME CAREER HIGHS

Completions: 3, vs. Mercyhurst, 9-27-2025

Passing Attempts: 3, vs. Mercyhurst, 9-27-2025

Passing Yards: 22, vs. Mercyhurst, 9-27-2025

Long Pass: 12 yards, to James Basinger, vs. Mercyhurst, 9-27-2025

Touchdown Passes: N/A

Rushing Attempts: 1, vs. Mercyhurst, 9-27-2025

Rushing Yards: 7, vs. Mercyhurst, 9-27-2025

Long Rush: 7 yards, vs. Mercyhurst, 9-27-2025



7-CHASE MASON

6-4, 240, Sr.

Hurley, South Dakota • Viborg-Hurley H.S./Nebraska

SINGLE-GAME CAREER HIGHS

Completions: 21, vs. Mercyhurst, 9-27-2025

Passing Attempts: 30, at Youngstown State, 10-4-2025

Passing Yards: 321, vs. Mercyhurst, 9-27-2025

Long Pass: 71 yards (for TD), to Griffin Wilde, vs. UAlbany, 12-15-2023

Touchdown Passes: 3, at Montana State, 9-6-2025, and vs. Mercyhurst, 9-27-2025


Rushing Attempts: 18, vs. Sacramento State, 8-30-2025

Rushing Yards: 161, vs. Youngstown State, 10-12-2024

Long Rush: 69 yards (for TD), vs. Drake, 9-16-2023, and vs. Youngstown State, 10-12-2024

Rushing Touchdowns: 2, vs. Youngstown State, 10-12-24

RUNNING BACKS



32-JAMES BASINGER

5-10, 200, Fr.

Littleton, Colorado • Columbine H.S.

SINGLE-GAME CAREER HIGHS

Rushing Attempts: 15, vs. Mercyhurst, 9-27-2025

Rushing Yards: 53, vs. Mercyhurst, 9-27-2025

Long Rush: 7 yards, vs. Mercyhurst, 9-27-2025


Rushing Touchdowns: 2, vs. Mercyhurst, 9-27-2025

Receptions: 3, vs. Mercyhurst, 9-27-2025

Receiving Yards: 32, vs. Mercyhurst, 9-27-2025

Long Reception: 13 yards, vs. Mercyhurst, 9-27-2025

All-Purpose Yards: 85, vs. Mercyhurst, 9-27-2025



24-BRENDEN BEGEMAN

6-2, 210, So.

Selby, South Dakota • Selby Area H.S.

SINGLE-GAME CAREER HIGHS

Rushing Attempts: 10, vs. Southern Illinois, 11-16-2024

Rushing Yards: 37, vs. Southern Illinois, 11-16-2024


Long Rush: 19 yards, vs. Mercyhurst, 9-27-2025

Rushing Touchdowns: 1, vs. Incarnate Word, 12-14-2024, and vs. Mercyhurst, 9-27-2025

Kickoff Returns: 1, two times (last: vs. Drake, 9-13-2025)

Kickoff Return Yards: 29, vs. Drake, 9-13-2025

Long Kickoff Return: 29 yards, vs. Drake, 9-13-2025



29-COREY BLAIR, Jr.

6-3, 210, Fr.

Kernersville, North Carolina • East Forsyth H.S.

SINGLE-GAME CAREER HIGHS

Rushing Attempts: 6, vs. Drake, 9-13-2025

Rushing Yards: 50, vs. Drake, 9-13-2025


Long Rush: 42 yards, vs. Drake, 9-13-2025

Rushing Touchdowns: 1, vs. Drake, 9-13-2025

Receptions: 1, vs. Drake, 9-13-2025

Receiving Yards: 5, vs. Drake, 9-13-2025

Long Reception: 5 yards, vs. Drake, 9-13-2025



15-JULIUS LOUGHRIDGE

6-0, 215, Grad.

Houston, Texas • Mayde Creek H.S./Fordham

SINGLE-GAME CAREER HIGHS

Rushing Attempts: 25, at Youngstown State, 10-4-2025

Rushing Yards: 176, at Youngstown State, 10-4-2025

Long Rush: 37 yards, vs. Sacramento State, 8-30-2025

Rushing Touchdowns: 4, at Youngstown State, 10-4-2025



35-QUINTON RENFRO

5-11, 205, R-Fr.

Joplin, Missouri • Joplin H.S.

SINGLE-GAME CAREER HIGHS

Rushing Attempts: 2, vs. Southern Illinois, 11-16-2024

Rushing Yards: 6, vs. Southern Illinois, 11-16-2024

Long Rush: 4 yards, vs. Southern Illinois, 11-16-2024

Rushing Touchdowns: N/A

CAREER HIGHS - OFFENSE

WIDE RECEIVERS



84-ALEX BULLOCK

6-2, 205, Grad.

Omaha, Nebraska • Creighton Prep/Nebraska

SINGLE-GAME CAREER HIGHS

Receptions: 10, at Youngstown State, 10-4-2025

Receiving Yards: 162, at Youngstown State, 10-4-2025

Long Reception: 51 yards, at Youngstown State, 10-4-2025

Receiving Touchdowns: 1, vs. Drake, 9-13-2025, and vs. Mercyhurst, 9-27-2025



12-GRAHM GOERING

6-2, 210, Sr.

Iowa City, Iowa • Iowa City West H.S.

SINGLE-GAME CAREER HIGHS

Receptions: 7, vs. Mercyhurst, 9-27-2025

Receiving Yards: 101, vs. Mercyhurst, 9-27-2025

Long Reception: 52 yards, vs. Mercyhurst, 9-27-2025

Receiving Touchdowns: 1, four times (last: vs. Youngstown State, 10-12-2024)

Kickoff Returns: 1, vs. Western Oregon, 8-31-2023, and vs. Villanova, 12-9-2023

Long Kickoff Return: 30 yards, vs. Western Oregon, 8-31-2023



8-SAMMY DRESIE

6-2, 195, R-Fr.

Maize, Kansas • Maize South H.S.

SINGLE-GAME CAREER HIGHS

Receptions: 1, vs. Mercyhurst, 9-27-2025

Receiving Yards: 29, vs. Mercyhurst, 9-27-2025

Long Reception: 29 yards, vs. Mercyhurst, 9-27-2025

Receiving Touchdowns: N/A



1-LOFTON O'GROSKE

6-2, 210, So.

Coon Rapids, Minnesota • Coon Rapids H.S.

SINGLE-GAME CAREER HIGHS

Receptions: 12, at Montana State, 9-6-2025

Receiving Yards: 133, at Montana State, 9-6-2025

Long Reception: 44 yards, vs. Sacramento State, 8-30-2025

Receiving Touchdowns: 2, at Montana State, 9-6-2025


Rushing Attempts: 3, vs. Sacramento State, 8-30-2025

Rushing Yards: 31, vs. Sacramento State, 8-30-2025

Long Rush: 24 yards, vs. Sacramento State, 8-30-2025

Rushing Touchdowns: 1, vs. Sacramento State, 8-30-2025

All-Purpose Yards: 133, at Montana State, 9-6-2025



6-ELIJAH ERVIN

6-1, 195, Sr.

Phoenix, Arizona • Desert Vista H.S./Snow College

SINGLE-GAME CAREER HIGHS

Receptions: 1, vs. Augustana, 9-14-2024, and vs. Murray State, 11-2-2024

Receiving Yards: 8, vs. Augustana, 9-14-2024

Long Reception: 8 yards, vs. Augustana, 9-14-2024

Receiving Touchdowns: N/A



19-JACK SMITH

6-0, 195, R-Fr.

Sioux Falls, South Dakota • Lincoln H.S.

SINGLE-GAME CAREER HIGHS

Receptions: 3, vs. Mercyhurst, 9-27-2025

Receiving Yards: 51, vs. Mercyhurst, 9-27-2025

Long Reception: 30 yards, vs. Mercyhurst, 9-27-2025

Receiving Touchdowns: 1, vs. Mercyhurst, 9-27-2025



2-ISAIAH GARCIA-CASTANEDA

6-1, 200, Grad.

Twentynine Palms, Calif. •

Twentynine Palms H.S./Nebraska

SINGLE-GAME CAREER HIGHS

Receptions: 2, vs. Mercyhurst, 9-27-2025

Receiving Yards: 30, vs. Mercyhurst, 9-27-2025

Long Reception: 21 yards, vs. Mercyhurst, 9-27-2025

Punt Returns: 3, at Montana State, 9-6-2025

Long Punt Return: 8 yards, at Montana State, 9-6-2025

Kickoff Returns: 2, at Montana State, 9-6-2025, and vs. Mercyhurst, 9-27-2025

Kickoff Return Yards: 53, vs. Mercyhurst, 9-27-2025

Long Kick Return: 36 yards, vs. Mercyhurst, 9-27-2025

All-Purpose Yards: 83, vs. Mercyhurst, 9-27-2025



TIGHT ENDS

4-DAVID ALPERS

6-6, 255, Jr.

Sioux Falls, South Dakota • O'Gorman H.S.

SINGLE-GAME CAREER HIGHS

Receptions: 2, vs. Southern Illinois, 11-16-2024

Receiving Yards: 59, vs. Incarnate Word, 12-14-2024

Long Reception: 59 yards (for TD), vs. Incarnate Word, 12-14-2024

Receiving Touchdowns: 1, vs. Incarnate Word, 12-14-2024

CAREER HIGHS - DEFENSE

TIGHT ENDS (cont.)



10-BRAYDEN DELAHOYDE

6-5, 245, R-Fr.

Spearfish, South Dakota • Spearfish H.S.

SINGLE-GAME CAREER HIGHS

Receptions: 1, at Montana State, 9-6-2025

Receiving Yards: 25, at Montana State, 9-6-2025


Long Reception: 25 yards (for TD), at Montana State, 9-6-2025

Receiving Touchdowns: 1, at Montana State, 9-6-2025

Kickoff Returns: 2, vs. Drake, 9-13-2025

Kickoff Return Yards: 14, vs. Drake, 9-13-2025

Long Kickoff Return: 14 yards, vs. Drake, 9-13-2025



26-ELI STADER

6-0, 225, Sr.

Cedar Grove, Wisconsin • Oostburg H.S./ Northwestern (Iowa)

SINGLE-GAME CAREER HIGHS

Field Goals Made: 3, vs. Mercyhurst, 9-27-2025

Field Goal Attempts: 4, vs. Sacramento State, 8-30-2025

Long Field Goal: 36 yards, vs. Mercyhurst, 9-27-2025

Extra Points Made: 6, vs. Mercyhurst, 9-27-2025

Extra Points Attempted: 6, vs. Mercyhurst, 9-27-2025

Total Points: 15, vs. Mercyhurst, 9-27-2025



88-GREYTON GANNON

6-4, 235, Jr.

Eagle, Wisconsin • Mukwonago H.S.

SINGLE-GAME CAREER HIGHS

Receptions: 3, at North Dakota State, 12-21-2024

Receiving Yards: 47, vs. Incarnate Word, 9-7-2024

Long Reception: 41 yards (for TD), vs. Incarnate Word, 9-7-2024

Receiving Touchdowns: 1, vs. Incarnate Word, 9-7-2024, and at Youngstown State, 10-4-2025



41-MAX PELHAM

6-1, 195, Sr.

Ankeny, Iowa • Ankeny H.S./MSU, Mankato

SINGLE-GAME CAREER HIGHS

Punts: 7, at Montana State, 9-6-2025

Punt Average (Min. 3 Punts): 49.8 yards, at Youngstown State, 10-4-2025

Punts Inside 20: 2, at Montana State, 9-6-2025, and at Youngstown State, 10-4-2025

Long Punt: 59 yards, at Youngstown State, 10-4-2025



43-ANDREW GUSTAD

6-1, 235, Jr.

Volin, South Dakota • Gayville-Volin H.S.

SINGLE-GAME CAREER HIGHS

Receptions: 1, vs. Sacramento State, 8-30-2025

Receiving Yards: 4, vs. Sacramento State, 8-30-2025

Long Reception: 4 yards, vs. Sacramento State, 8-30-2025

Receiving Touchdowns: 1, vs. Sacramento State, 8-30-2025

Rushing Attempts: 3, at Youngstown State, 10-4-2025

Rushing Yards: 7, at Youngstown State, 10-4-2025

Long Rush: 3 yards, vs. Sacramento State, 8-30-2025, and at Youngstown State, 10-4-2025



8-REIS KIRSCHENMAN

6-4, 265, So.

Tea, South Dakota • Tea Area H.S.

SINGLE-GAME CAREER HIGHS

Solo Tackles: 2, at North Dakota, 11-9-2024

Assisted Tackles: 2, vs. Sacramento State, 8-30-2025

Total Tackles: 3, vs. Sacramento State, 8-30-2025

Tackles for Loss: 1.0, five times (last: at North Dakota State, 12-21-2024)

Sacks: 1.0, at North Dakota, 11-9-2024, and vs. Montana, 12-7-2024

Fumble Recoveries: 1, vs. Sacramento State, 8-30-2025

SPECIALISTS



81-RYAN HARRINGTON

6-3, 175, Fr.

Ankeny, Iowa • Ankeny H.S.


SINGLE-GAME CAREER HIGHS

Field Goals Made: 1, vs. Drake, 9-13-2025

Field Goal Attempts: 1, vs. Drake, 9-13-2025

Long Field Goal: 39 yards, vs. Drake, 9-13-2025

Total Points: 3, vs. Drake, 9-13-2025



49-LUKE KREMPGES

6-4, 235, R-Fr.


Sioux Falls, South Dakota • Lincoln H.S.

SINGLE-GAME CAREER HIGHS

Solo Tackles: 1, vs. Mercyhurst, 9-27-2025

Assisted Tackles: N/A

Total Tackles: 1, vs. Mercyhurst, 9-27-2025



97-BLAKE LEIFERMAN

6-5, 265, R-Fr.

Kimball, South Dakota • Kimball H.S.

SINGLE-GAME CAREER HIGHS

Solo Tackles: 2, vs. Mercyhurst, 9-27-2025

Assisted Tackles: 1, at Youngstown State, 10-4-2025

Total Tackles: 2, vs. Mercyhurst, 9-27-2025, and at Youngstown State, 10-4-2025

Tackles for Loss: 1.0, at Youngstown State, 10-4-2025

CAREER HIGHS - DEFENSE

DEFENSIVE ENDS (cont.)



99-DAWSON RIPPERDA

6-4, 255, Jr.

**Larchwood, Iowa • West Lyon H.S./
Northern Illinois**

SINGLE-GAME CAREER HIGHS

Solo Tackles: 3, vs. Murray State, 11-2-2024, and at Montana State, 9-6-2025

Assisted Tackles: 2, four times (last: at Youngstown State, 10-4-2025)

Total Tackles: 4, three times (last: at Montana State, 9-6-2025)

Tackles for Loss: 1.5, vs. Augustana, 9-14-2024

Sacks: 1.5, vs. Augustana, 9-14-2024

Forced Fumbles: 1, at Youngstown State, 10-4-2025

Fumble Recoveries: 1, three times (last: vs. Drake, 9-13-2025)



96-RHETT SCHAEFER

6-3, 255, R-Fr.

Walcott, Iowa • Davenport Assumption H.S.

SINGLE-GAME CAREER HIGHS

Solo Tackles: N/A

Assisted Tackles: 1, vs. Mercyhurst, 9-27-2025

Total Tackles: 1, vs. Mercyhurst, 9-27-2025



93-KEVIN SPELMAN

6-5, 260, Sr.

**New Lenox, Illinois • Providence Catholic
H.S./Valparaiso**


SINGLE-GAME CAREER HIGHS

Solo Tackles: N/A

Assisted Tackles: 1, vs. Drake, 9-13-2025

Total Tackles: 1, vs. Drake, 9-13-2025

Tackles for Loss: 0.5, vs. Drake, 9-13-2025



50-NICK WELLS

6-4, 260, R-Fr.

Sioux City, Iowa • East H.S.

SINGLE-GAME CAREER HIGHS


Solo Tackles: 2, at Montana State, 9-6-2025

Assisted Tackles: 3, at Northern Iowa, 10-5-2024

Total Tackles: 3, three times (last: at Montana State, 9-6-2025)

Tackles for Loss: 2.0, at Southeastern Louisiana, 9-21-2024

DEFENSIVE TACKLES



94-KOBE CLAYBORNE

6-0, 280, Sr.

**Sioux City, Iowa • Bishop Heelan H.S./
Northwest Missouri State**

SINGLE-GAME CAREER HIGHS

Solo Tackles: 4, vs. Augustana, 9-14-2024

Assisted Tackles: 4, at North Dakota State, 10-19-2024

Total Tackles: 5, vs. Augustana, 9-14-2024, and vs. Incarnate Word, 12-14-2024

Tackles for Loss: 2.0, vs. Drake, 9-13-2025

Sacks: 1.5, at Southeastern Louisiana, 9-21-2024

Fumble Recoveries: 1, at Northern Iowa, 10-5-2024



51-LOGAN GREEN

6-4, 290, Jr.

Northboro, Iowa • Clarinda H.S.

SINGLE-GAME CAREER HIGHS

Solo Tackles: 2, at Missouri State, 11-23-2024, and at Montana State, 9-6-2025

Assisted Tackles: 2, vs. Incarnate Word, 9-7-2024

Total Tackles: 3, vs. Incarnate Word, 9-7-2024, and at Montana State, 9-6-2025

Tackles for Loss: 2.0, at Missouri State, 11-23-2024

Sacks: 1.5, at Montana State, 9-6-2025

Forced Fumbles: 1, vs. Northern Iowa, 10-14-2023

Fumble Recoveries: 1, at Youngstown State, 10-5-2025



98-MAC MULLER

6-1, 270, R-Fr.

Osage, Iowa • Osage H.S.

SINGLE-GAME CAREER HIGHS

Solo Tackles: 1, three times (last: vs. Mercyhurst, 9-27-2025)

Assisted Tackles: 2, vs. Mercyhurst, 9-27-2025

Total Tackles: 3, vs. Mercyhurst, 9-27-2025



91-JACE SIFORE

6-4, 290, Jr.

Howard, South Dakota • Howard H.S.

SINGLE-GAME CAREER HIGHS

Solo Tackles: N/A

Assisted Tackles: 1, at Youngstown State, 10-4-2025

Total Tackles: 1, at Youngstown State, 10-4-2025



55-AARON WOLFSCALE-HOLSTEN

6-2, 285, Sr.

Gilbert, Arizona • Williams Field H.S.

SINGLE-GAME CAREER HIGHS

Solo Tackles: 2, vs. Butler, 9-17-2022, and at Youngstown State, 10-4-2025

Assisted Tackles: 2, vs. Indiana State, 10-29-2022, and vs. Drake, 9-13-2025

Total Tackles: 3, vs. Drake, 9-13-2025, and at Youngstown State, 10-4-2025

Tackles for Loss: 1.5, at Missouri State, 11-23-2024

Sacks: 1.5, at Missouri State, 11-23-2024

Fumble Recoveries: 1, vs. Butler, 9-17-2022

CAREER HIGHS - DEFENSE

LINEBACKERS



47-KYTAN FYFE

6-2, 210, Jr.

Grand Island, Nebraska • Grand Island H.S.

SINGLE-GAME CAREER HIGHS

Solo Tackles: 2, at Montana State, 9-6-2025, and vs. Drake, 9-13-2025

Assisted Tackles: 2, vs. Mercyhurst, 9-27-2025

Total Tackles: 3, vs. Mercyhurst, 9-27-2025

Tackles for Loss: 0.5, vs. Sacramento State, 8-30-2025

Forced Fumbles: 1, vs. Youngstown State, 10-12-2024

Pass Breakups: 1, vs. Sacramento State, 8-30-2025



5-CULLEN McSHANE

6-2, 230, Jr.

Marquette, Iowa • MFL MarMac H.S.

SINGLE-GAME CAREER HIGHS

Solo Tackles: 10, at Montana State, 9-6-2025

Assisted Tackles: 5, at Youngstown State, 10-4-2025

Total Tackles: 12, at Montana State, 9-6-2025, and at Youngstown State, 10-4-2025

Tackles for Loss: 2.5, vs. Drake, 9-13-2025

Pass Breakups: 1, three times (last: vs. Sacramento State, 8-30-2025)

Forced Fumbles: 1, at Illinois State, 10-7-2023

Blocked Kicks: 1, at Northern Iowa, 10-5-2024



9-MATT GOEHRING

6-1, 220, Jr.

Sioux Falls, South Dakota • Roosevelt H.S./ Univ. of Sioux Falls

SINGLE-GAME CAREER HIGHS

Solo Tackles: 2, at Montana State, 9-6-2025

Assisted Tackles: 1, vs. Drake, 9-13-2025

Total Tackles: 2, at Montana State, 9-6-2025, and vs. Drake, 9-13-2025

Tackles for Loss: 1.0, at Montana State, 9-6-2025

Sacks: 1.0, at Montana State, 9-6-2025



11-JOE OLLMAN

6-1, 230, Jr.

Mequon, Wisconsin • Homestead H.S.

SINGLE-GAME CAREER HIGHS

Solo Tackles: 7, at Montana State, 9-6-2025


Assisted Tackles: 5, at Youngstown State, 10-4-2025

Total Tackles: 8, at Montana State, 9-6-2025

Tackles for Loss: 2.0, vs. Drake, 9-13-2025

Sacks: 2.0, vs. Drake, 9-13-2025

Forced Fumbles: 1, three times (last: vs. Drake, 9-13-2025)



33-BRYCE JOHNSON

6-3, 220, Jr.

Parker, Colorado • Lutheran H.S.

SINGLE-GAME CAREER HIGHS

Solo Tackles: 2, vs. Murray State, 11-2-2024

Assisted Tackles: 1, six times (last: at Youngstown State, 10-4-2025)

Total Tackles: 2, three times (last: at Youngstown State, 10-4-2025)

Pass Breakups: 1, vs. Murray State, 11-2-2024

Kickoff Returns: 2, at Missouri State, 11-23-2024

Kickoff Return Yards: 16, at Missouri State, 11-23-2024



4-ANDREW PRICE

6-1, 205, Fr.

West Des Moines, Iowa • Valley H.S.

SINGLE-GAME CAREER HIGHS

Solo Tackles: 1, vs. Drake, 9-13-2025

Assisted Tackles: N/A

Total Tackles: 1, vs. Drake, 9-13-2025



44-CASEY LARSON

6-2, 205, Fr.

Woodinville, Washington • Woodinville H.S.

SINGLE-GAME CAREER HIGHS

Solo Tackles: 1, vs. Mercyhurst, 9-27-2025

Assisted Tackles: 1, vs. Mercyhurst, 9-27-2025

Total Tackles: 2, vs. Mercyhurst, 9-27-2025

Pass Breakups: 1, vs. Mercyhurst, 9-27-2025

Blocked Kicks: 1, at Montana State, 9-6-2025



45-BODEN SCHILLER

6-1, 200, R-Fr.

Volga, South Dakota • Sioux Valley H.S.

SINGLE-GAME CAREER HIGHS

Solo Tackles: 1, at Youngstown State, 10-5-2025

Assisted Tackles: N/A

Total Tackles: 1, at Youngstown State, 10-5-2025



28-CHASE VAN TOL

6-1, 200, So.

Tea, South Dakota • Tea Area H.S.

SINGLE-GAME CAREER HIGHS

Solo Tackles: 8, vs. Youngstown State, 10-12-2024, and at Youngstown State, 10-4-2025

Assisted Tackles: 2, four times (last: vs. Southern Illinois, 11-16-2024)

Total Tackles: 9, vs. Youngstown State, 10-12-2024

Tackles for Loss: 2.0, vs. Youngstown State, 10-12-2024

Sacks: 1.0, vs. Sacramento State, 8-30-2025

Forced Fumbles: 1, at North Dakota, 11-9-2024

Fumble Recoveries: 1, at Montana State, 9-6-2025

CAREER HIGHS - DEFENSE

CORNERBACKS



30-CODY COTTON

6-0, 185, Jr.

Pleasant Prairie, Wisconsin • Union Grove H.S./Upper Iowa

SINGLE-GAME CAREER HIGHS

Solo Tackles: 1, three times (last: at Youngstown State, 10-4-2025)

Assisted Tackles: 1, vs. Montana State, 9-9-2023, and vs. Mercyhurst, 9-27-2025

Total Tackles: 1, five times (last: at Youngstown State, 10-4-2025)



1-JAYDEN OLIVER

6-4, 185, Sr.

Tampa, Florida • East Bay H.S./Buffalo

SINGLE-GAME CAREER HIGHS

Solo Tackles: 1, five times (last: at Youngstown State, 10-4-2025)

Assisted Tackles: 1, vs. Mercyhurst, 9-27-2025

Total Tackles: 2, vs. Mercyhurst, 9-27-2025

Tackles for Loss: 1.0, vs. Sacramento State, 8-30-2025

Interceptions: 1, vs. Sacramento State, 8-30-2025, and vs. Mercyhurst, 9-27-2025

Long Interception Return: 24 yards, vs. Mercyhurst, 9-27-2025



13-AYDAN DAUTERMANN

6-2, 195, Sr.

Hartford, Wisconsin • Slinger H.S.

SINGLE-GAME CAREER HIGHS

Solo Tackles: 2, three times (last: vs. Incarnate Word, 12-14-2024)

Assisted Tackles: 1, nine times (last: at Youngstown State, 10-4-2025)

Total Tackles: 3, vs. Butler, 9-17-2022, and vs. Incarnate Word, 12-14-2024

Tackles for Loss: 0.5, at Oklahoma State, 8-31-2024, and at Youngstown State, 10-4-2025

Interceptions: 1, vs. Mercer, 12-2-2023

Pass Breakups: 1, six times (last: vs. Montana, 12-7-2024)

Fumble Recoveries: 1, vs. Youngstown State, 10-12-2024



16-NOAH ST-JUSTE

5-10, 175, So.

Montreal, Quebec • Clearwater Academy International (Fla.)

SINGLE-GAME CAREER HIGHS

Solo Tackles: 5, at Youngstown State, 10-4-2025

Assisted Tackles: N/A

Total Tackles: 5, at Youngstown State, 10-4-2025

Tackles for Loss: 1.0, vs. Mercyhurst, 9-27-2025, and at Youngstown State, 10-4-2025

Sacks: 1.0, vs. Mercyhurst, 9-27-2025

Forced Fumbles: 1, at Montana State, 9-6-2025



21-MYLES GREEN

6-0, 180, Fr.

Homewood, Illinois • Homewood-Flossmoor H.S.

SINGLE-GAME CAREER HIGHS

Solo Tackles: 2, vs. Drake, 9-13-2025, and vs. Mercyhurst, 9-27-2025

Assisted Tackles: 1, vs. Drake, 9-13-2025, and vs. Mercyhurst, 9-27-2025

Total Tackles: 3, vs. Drake, 9-13-2025, and vs. Mercyhurst, 9-27-2025



2-MYLES TAYLOR

6-1, 175, Sr.

Gilbert, Arizona • Williams Field H.S.

SINGLE-GAME CAREER HIGHS

Solo Tackles: 3, at Youngstown State, 10-4-2025

Assisted Tackles: 2, vs. UAlbany, 12-15-2023

Total Tackles: 4, vs. UAlbany, 12-15-2023

Pass Breakups: 1, vs. UAlbany, 12-15-2023

Interceptions: 1, vs. Mercyhurst, 9-27-2025

Interception Return: 27 yards, vs. Mercyhurst, 9-27-2025

Punt Returns: 1, three times (last: at Youngstown State, 10-4-2025)

Punt Return Yards: 22, vs. Drake, 9-13-2025

Long Punt Return: 22 yards, vs. Drake, 9-13-2025



0-ISAIAH JOHNSON

6-0, 185, Sr.

Chicago Heights, Illinois • Marian Catholic H.S./Bemidji State

SINGLE-GAME CAREER HIGHS

Solo Tackles: 3, vs. Drake, 9-13-2025, and vs. Mercyhurst, 9-27-2025

Assisted Tackles: 1, three times (last: at Youngstown State, 10-4-2025)

Total Tackles: 4, vs. Drake, 9-13-2025, and vs. Mercyhurst, 9-27-2025

Pass Breakups: 2, at Youngstown State, 10-4-2025



SAFETIES

25-KOBY BRETZ

6-2, 210, Sr.

Omaha, Nebraska • Westside H.S./Nebraska

SINGLE-GAME CAREER HIGHS

Solo Tackles: 3, at Montana State, 9-6-2025, and at Youngstown State, 10-4-2025

Assisted Tackles: 1, four times (last: at Youngstown State, 10-4-2025)

Total Tackles: 4, at Montana State, 9-6-2025, and at Youngstown State, 10-4-2025

Pass Breakups: 2, vs. Sacramento State, 8-30-2025

CAREER HIGHS – DEFENSE

SAFETIES (cont.)




3-DONTAY JOHNSON

6-2, 205, Jr.

Fort Collins, Colorado • Colorado Early College

SINGLE-GAME CAREER HIGHS

Solo Tackles: 3, vs. UC Davis, 9-10-2022
Assisted Tackles: 3, at Youngstown State, 10-4-2025
Total Tackles: 4, at Youngstown State, 10-4-2025
Tackles for Loss: 1.0, vs. UC Davis, 9-10-2022
Pass Breakups: 1, four times (last: vs. Mercyhurst, 9-27-2025)



6-JALEN B. LEE

6-0, 200, Jr.

Wentzville, Missouri • Fort Zumwalt H.S.

SINGLE-GAME CAREER HIGHS

Solo Tackles: 5, at Montana State, 9-6-2025
Assisted Tackles: 2, vs. Mercer, 12-2-2023, and at Youngstown State, 10-4-2025
Total Tackles: 6, at Youngstown State, 10-4-2025
Tackles for Loss: 1.5, at Youngstown State, 10-4-2025
Pass Breakups: 1, vs. Drake, 9-16-2023




34-JACKSON POWERS

5-11, 185, So.

Maple Grove, Minnesota • Maple Grove H.S./ Minnesota

SINGLE-GAME CAREER HIGHS

Solo Tackles: N/A
Assisted Tackles: 1, vs. Mercyhurst, 9-27-2025
Total Tackles: 1, vs. Mercyhurst, 9-27-2025



38-MAX STANARD

5-11, 190, R-Fr.

Manhattan, Kansas • Manhattan H.S.

SINGLE-GAME CAREER HIGHS

Solo Tackles: 1, vs. Mercyhurst, 9-27-2025
Assisted Tackles: N/A
Total Tackles: 1, vs. Mercyhurst, 9-27-2025



27-NOAH THOMPSON

6-0, 185, Jr.

Brandon, South Dakota • Brandon Valley H.S.

SINGLE-GAME CAREER HIGHS

Solo Tackles: 3, vs. Western Oregon, 8-31-2023
Assisted Tackles: 1, five times (last: vs. Mercyhurst, 9-27-2025)
Total Tackles: 3, vs. Western Oregon, 8-31-2023
Interceptions: 1, vs. Drake, 9-13-2025
Pass Breakups: 1, vs. Murray State, 11-2-2024, and vs. Drake, 9-13-2025
Note: Returned blocked punt 49 yards for TD at Northern Iowa, 10-5-24

2025 South Dakota State University Football
Overall Statistics (as of Oct 5, 2025)

Team Statistics	SDS	OPP
SCORING	173	85
Points Per Game	34.60	17.00
FIRST DOWNS	113	76
Rushing	54	27
Passing	50	40
Penalty	9	9
RUSHING YARDAGE	911	552
Yards gained	1047	684
Yards lost	136	132
Attempts	216	147
Avg Per Attempt	4.2	3.8
Avg Per Game	182.2	110.4
TDs Rushing	13	4
PASSING YARDAGE	1121	813
Att-Comp-Int	135-90-1	149-90-4
Avg Per Attempt	8.30	5.46
Avg Per Catch	12.46	9.03
Avg Per Game	224.20	162.60
TDs Passing	9	5
TOTAL OFFENSE	2032	1365
Total Plays	351	296
Avg Per Play	5.8	4.6
Avg Per Game	406.4	273.0
KICK RETURNS: #-YARDS	10-187	14-272
PUNT RETURNS: #-YARDS	9-38	4-10
INT RETURNS: #-YARDS	4-51	1-3
KICK RETURN AVERAGE	18.70	19.43
PUNT RETURN AVERAGE	4.22	2.50
INT RETURN AVERAGE	12.75	3.00
FUMBLES-LOST	6-4	7-5
PENALTIES-YARDS	32-266	31-234
Avg Per Game	53.20	46.80
PUNTS-YARDS	13-623	27-1061
Avg Per Punt	47.92	39.30
Net Punt Avg	44.08	36.41
KICKOFFS-YARDS	31-1854	17-964
Avg Per Kick	59.81	56.71
Net Kick Avg	44.58	39.82
TIME OF POSSESSION	02:52:53	02:07:01
Per Game	34:35	25:24
3RD-DOWN CONVERSIONS	24-64	18-64
3rd-Down Pct	37.50 %	28.13 %
4TH-DOWN CONVERSIONS	5-12	3-8
4th-Down Pct	41.67 %	37.50 %
SACKS BY-YARDS	15-104	12-61
MISC YARDS	0	0
TOUCHDOWNS SCORED	22	10
FIELD GOALS-ATTEMPTS	7-11	5-8
ON-SIDE KICKS	0-0	0-1
RED-ZONE SCORES	26-31	9-10
RED-ZONE TOUCHDOWNS	19-31	5-10
PAT-ATTEMPTS	20-20	8-8
ATTENDANCE	57,410	33,185
Dates-Avg Per Date	3-19,137	2-16,593
Neutral Site #-Avg	-	0-0

Conf	Date	Opponent	WL	Score	Record	Time	Attend
	08/30/2025	SACRAMENTO ST.	W	20-3	1-0 , 0-0	03:10	19,163
	09/06/2025	at Montana St.	W	30-24	2-0 , 0-0	03:34	22,117
	09/13/2025	DRAKE	W	37-21	3-0 , 0-0	03:11	19,213
	09/27/2025	MERCYHURST	W	51-7	4-0 , 0-0	03:04	19,034
*	10/04/2025	at Youngstown St.	W	35-30	5-0 , 1-0	03:30	11,068

* = Conference game

Score by Quarters	1st	2nd	3rd	4th	OT	Total
South Dakota St.	37	41	45	37	13	173
Opponents	17	30	8	23	7	85

2025 South Dakota State University Football Overall Statistics (as of Oct 5, 2025)

#	Rushing	GP	ATT	GAIN	LOSS	NET	AVG	TD	LG	AVG/G
15	Loughridge, Julius	5	101	572	22	550	5.4	6	37	110.00
7	Mason, Chase	5	50	231	68	163	3.3	1	34	32.60
32	Basinger, James	5	31	97	9	88	2.8	3	7	17.60
	Blair, Corey	2	6	52	2	50	8.3	1	42	25.00
1	O'Groske, Lofton	4	4	39	0	39	9.8	1	24	9.75
24	Begeman, Brenden	4	10	31	3	28	2.8	1	19	7.00
43	Gustad, Andrew	5	4	10	0	10	2.5	0	3	2.00
2	Garcia-Castaneda, Isaiah	5	1	8	0	8	8.0	0	8	1.60
13	Marble, Luke	2	1	7	0	7	7.0	0	7	3.50
41	Pelham, Max	5	1	0	11	-11	-11.0	0	0	-2.20
	Team	5	7	0	21	-21	-3.0	0	0	-4.20
	Total	5	216	1047	136	911	4.2	13	42	182.20
	Opponents	5	147	684	132	552	3.8	4	74	110.40

#	Passing	GP	Rating	COMP-ATT-INT	PCT	YDS	TD	LG	AVG/G
7	Mason, Chase	5	156.83	87-132-1	65.91 %	1099	9	52	219.80
13	Marble, Luke	2	161.60	3-3-0	100.00 %	22	0	12	11.00
	Total	5	156.94	90-135-1	66.67 %	1121	9	52	224.20
	Opponents	5	111.94	90-149-4	60.40 %	813	5	34	162.60

#	Receiving	GP	NO	YDS	AVG	TD	LG	AVG/G
84	Bullock, Alex	5	29	329	11.34	2	51	65.80
1	O'Groske, Lofton	4	25	312	12.48	3	44	78.00
12	Goering, Graham	5	14	200	14.29	0	52	40.00
19	Smith, Jack	5	5	79	15.80	1	30	15.80
88	Gannon, Greyton	5	7	62	8.86	1	19	12.40
2	Garcia-Castaneda, Isaiah	5	3	44	14.67	0	21	8.80
32	Basinger, James	5	3	32	10.67	0	13	6.40
8	Dresie, Sammy	2	1	29	29.00	0	29	14.50
10	Delahoyde, Brayden	5	1	25	25.00	1	25	5.00
	Blair, Corey	2	1	5	5.00	0	5	2.50
43	Gustad, Andrew	5	1	4	4.00	1	4	0.80
	Total	5	90	1121	12.46	9	52	224.20
	Opponents	5	90	813	9.03	5	34	162.60

#	Punt Returns	NO	YRDS	AVG	TD	LG
2	Taylor, Myles	3	43	14.33	0	22
44	Larson, Casey	1	1	1.00	0	1
2	Garcia-Castaneda, Isaiah	5	-6	-1.20	0	8
	Total	9	38	4.22	0	22
	Opponents	4	10	2.50	0	6

#	Interceptions	NO	YRDS	AVG	TD	LG
1	Oliver, Jayden	2	24	12.00	0	24
2	Taylor, Myles	1	27	27.00	0	27
27	Thompson, Noah	1	0	0.00	0	0
	Total	4	51	12.75	0	27
	Opponents	1	3	3.00	0	3

#	Kick Returns	NO	YRDS	AVG	TD	LG
2	Garcia-Castaneda, Isaiah	5	123	24.60	0	36
24	Begeman, Brenden	2	50	25.00	0	29
10	Delahoyde, Brayden	2	14	7.00	0	14
84	Bullock, Alex	1	0	0.00	0	0
	Total	10	187	18.70	0	36
	Opponents	14	272	19.43	0	36

#	Fumble Returns	NO	YRDS	AVG	TD	LG
No data to report.						

2025 South Dakota State University Football
Overall Statistics (as of Oct 5, 2025)

#	Scoring	TD	FG	PAT					SAF	PTS
				KICK	RUSH	RCV	PASS	DXP		
26	Stader, Eli	—	6	20-20	—	—	—	—	—	38
15	Loughridge, Julius	6	—	—	—	—	—	—	—	36
1	O’Groske, Lofton	4	—	—	—	—	—	—	—	24
32	Basinger, James	3	—	—	—	—	—	—	—	18
84	Bullock, Alex	2	—	—	—	—	—	—	—	12
24	Begeman, Brenden	1	—	—	—	—	—	—	—	6
	Blair, Corey	1	—	—	—	—	—	—	—	6
10	Delahoyde, Brayden	1	—	—	—	—	—	—	—	6
88	Gannon, Greyton	1	—	—	—	—	—	—	—	6
43	Gustad, Andrew	1	—	—	—	—	—	—	—	6
7	Mason, Chase	1	—	—	—	—	0-2	—	—	6
19	Smith, Jack	1	—	—	—	—	—	—	—	6
81	Harrington, Ryan	—	1	—	—	—	—	—	—	3
Total		22	7	20-20	—	—	0-2	—	—	173
Opponents		10	5	8-8	—	1	1-2	—	—	85

#	Field Goals	FGM-FGA	PCT	I20	20-29	30-39	40-49	50+	LG	BLK
26	Stader, Eli	6-10	60.00 %	0-0	5-5	1-4	0-1	0-0	36	0
81	Harrington, Ryan	1-1	100.00 %	0-0	0-0	1-1	0-0	0-0	39	0
Total		7-11	63.64 %	0-0	5-5	2-5	0-1	0-0	39	0
Opponents		5-8	62.50 %	0-0	1-2	2-3	2-3	0-0	41	0

FG Sequence	South Dakota St.	Opponents
Sacramento St.	(22),37,48,(28)	(36)
Montana St.	(25),36	45,(33)
Drake	38,(39)	(41),44,(24)
Mercyhurst	(36),(25),(28)	-
Youngstown St.	-	(29),43

Numbers in (parentheses) indicate field goal was made.

#	Total Offense	G	Plays	Rush	Pass	Total	AVG/G
7	Mason, Chase	5	182	163	1099	1262	252.40
15	Loughridge, Julius	5	101	550	0	550	110.00
32	Basinger, James	5	31	88	0	88	17.60
	Blair, Corey	2	6	50	0	50	25.00
1	O’Groske, Lofton	4	4	39	0	39	9.75
13	Marble, Luke	2	4	7	22	29	14.50
24	Begeman, Brenden	4	10	28	0	28	7.00
43	Gustad, Andrew	5	4	10	0	10	2.00
2	Garcia-Castaneda, Isaiah	5	1	8	0	8	1.60
41	Pelham, Max	5	1	-11	0	-11	-2.20
	Team	5	7	-21	0	-21	-4.20
Total		5	351	911	1121	2032	406.40
Opponents		5	296	552	813	1365	273.00

#	Punting	NO	YDS	AVG	LG	TB	FC	I20	50+	BLK
41	Pelham, Max	13	623	47.92	59	2	5	5	6	0
Total		13	623	47.92	59	2	5	5	6	0
Opponents		27	1061	39.30	54	2	8	4	1	1

#	Kickoffs	NO	YDS	AVG	TB	OB
81	Harrington, Ryan	31	1854	59.8	10	0
Total		31	1854	59.8	10	0
Opponents		17	964	56.7	5	1

2025 South Dakota State University Football

Overall Statistics (as of Oct 5, 2025)

#	All Purpose	G	RUSH	RCV	PR	KR	IR	Total	AVG/G
15	Loughridge, Julius	5	550	0	0	0	0	550	110.00
1	O'Groske, Lofton	4	39	312	0	0	0	351	87.75
84	Bullock, Alex	5	0	329	0	0	0	329	65.80
12	Goering, Graham	5	0	200	0	0	0	200	40.00
2	Garcia-Castaneda, Isaiah	5	8	44	-6	123	0	169	33.80
7	Mason, Chase	5	163	0	0	0	0	163	32.60
32	Basinger, James	5	88	32	0	0	0	120	24.00
19	Smith, Jack	5	0	79	0	0	0	79	15.80
24	Begeman, Brenden	4	28	0	0	50	0	78	19.50
2	Taylor, Myles	5	0	0	43	0	27	70	14.00
88	Gannon, Greyton	5	0	62	0	0	0	62	12.40
	Blair, Corey	2	50	5	0	0	0	55	27.50
10	Delahoyde, Brayden	5	0	25	0	14	0	39	7.80
8	Dresie, Sammy	2	0	29	0	0	0	29	14.50
1	Oliver, Jayden	5	0	0	0	0	24	24	4.80
43	Gustad, Andrew	5	10	4	0	0	0	14	2.80
13	Marble, Luke	2	7	0	0	0	0	7	3.50
44	Larson, Casey	5	0	0	1	0	0	1	0.20
41	Pelham, Max	5	-11	0	0	0	0	-11	-2.20
	Team	5	-21	0	0	0	0	-21	-4.20
	Total	5	911	1121	38	187	51	2308	461.60
	Opponents	5	552	813	10	272	3	1650	330.00

2025 South Dakota State University Football
Overall Statistics (as of Oct 5, 2025)

#	Defensive Leaders	GP	Tackles				Sacks NO-YDS	Pass Defense			Fumbles		Blocked	
			Solo	ASST	TOT	TFL-YDS		INT-YDS	BU	QBH	RCV-YDS	FF	KICK	SAF
5	McShane, Cullen	5	29	14	43.0	5.5-13	—	—	1	1	—	—	—	—
11	Ollman, Joe	5	15	13	28.0	4.0-26	3.0-25	—	—	1	—	3	—	—
28	Van Tol, Chase	5	22	1	23.0	2.0-10	2.0-10	—	—	—	1-0	—	—	—
6	Lee, Jalen B.	5	16	3	19.0	2.5-10	—	—	—	—	—	—	—	—
94	Clayborne, Kobe	5	10	3	13.0	4.0-16	2.0-13	—	—	1	—	—	—	—
25	Bretz, Koby	5	8	4	12.0	—	—	—	4	—	—	—	—	—
0	Johnson, Isaiah	5	8	3	11.0	—	—	—	3	—	—	—	—	—
99	Ripperda, Dawson	5	7	4	11.0	2.0-19	2.0-19	—	—	—	2-0	1	—	—
47	Fyfe, Kytan	5	7	3	10.0	0.5-1	—	—	1	—	—	—	—	—
16	St-Juste, Noah	5	10	—	10.0	2.0-8	1.0-5	—	—	—	—	1	—	—
55	Wolfscale-Holsten, Aaron	5	4	4	8.0	1.5-8	1.0-6	—	—	1	—	—	—	—
3	Johnson, Dontay	5	3	4	7.0	—	—	—	1	—	—	—	—	—
2	Taylor, Myles	5	6	1	7.0	—	—	1-27	—	—	—	—	—	—
51	Green, Logan	5	3	3	6.0	3.0-20	3.0-20	—	—	1	1-0	—	—	—
21	Green, Myles	4	4	2	6.0	—	—	—	—	—	—	—	—	—
1	Oliver, Jayden	5	5	1	6.0	—	—	2-24	—	—	—	—	—	—
50	Wells, Nick	5	3	3	6.0	1.0-2	—	—	—	—	—	—	—	—
9	Goehring, Matt	5	4	1	5.0	1.5-7	1.0-6	—	—	—	—	—	—	—
8	Kirschenman, Reis	2	2	3	5.0	0.5-2	—	—	—	—	1-0	—	—	—
97	Leiferman, Blake	5	4	1	5.0	1.0-3	—	—	—	2	—	—	—	—
98	Muller, Mac	3	3	2	5.0	—	—	—	—	—	—	—	—	—
13	Dautermann, Aydan	5	3	1	4.0	0.5-1	—	—	—	—	—	—	—	—
33	Johnson, Bryce	5	1	3	4.0	—	—	—	—	—	—	—	—	—
27	Thompson, Noah	5	3	1	4.0	—	—	1-0	1	—	—	—	—	—
30	Cotton, Cody	5	2	1	3.0	—	—	—	—	—	—	—	—	—
44	Larson, Casey	5	2	1	3.0	—	—	—	1	—	—	—	1	—
19	Smith, Jack	5	3	—	3.0	—	—	—	—	—	—	—	—	—
81	Harrington, Ryan	5	1	—	1.0	—	—	—	—	—	—	—	—	—
49	Krempges, Luke	1	1	—	1.0	—	—	—	—	—	—	—	—	—
34	Powers, Jackson	1	—	1	1.0	—	—	—	—	—	—	—	—	—
4	Price, Andrew	2	1	—	1.0	—	—	—	—	—	—	—	—	—
96	Schaefer, Rhett	2	—	1	1.0	—	—	—	—	—	—	—	—	—
45	Schiller, Boden	1	1	—	1.0	—	—	—	—	—	—	—	—	—
91	Sifore, Jace	1	—	1	1.0	—	—	—	—	—	—	—	—	—
93	Spelman, Kevin	5	—	1	1.0	0.5-0	—	—	—	—	—	—	—	—
26	Stader, Eli	5	1	—	1.0	—	—	—	—	—	—	—	—	—
38	Stanard, Max	5	1	—	1.0	—	—	—	—	—	—	—	—	—
32	Basinger, James	5	—	—	—	—	—	—	—	—	—	—	—	—
24	Begeman, Brenden	4	—	—	—	—	—	—	—	—	—	—	—	—
29	Blair, Corey	2	—	—	—	—	—	—	—	—	—	—	—	—
84	Bullock, Alex	5	—	—	—	—	—	—	—	—	—	—	—	—
10	Delahoyde, Brayden	5	—	—	—	—	—	—	—	—	—	—	—	—
88	Gannon, Greyton	5	—	—	—	—	—	—	—	—	—	—	—	—
2	Garcia-Castaneda, Isaiah	5	—	—	—	—	—	—	—	—	—	—	—	—
43	Gustad, Andrew	5	—	—	—	—	—	—	—	—	—	—	—	—
15	Loughridge, Julius	5	—	—	—	—	—	—	—	—	—	—	—	—
7	Mason, Chase	5	—	—	—	—	—	—	—	—	—	—	—	—
1	O'Groske, Lofton	4	—	—	—	—	—	—	—	—	—	—	—	—
41	Pelham, Max	5	—	—	—	—	—	—	—	—	—	—	—	—
Total		5	193	84	277.0	32.0-146	15.0-104	4-51	12	7	5-0	5	1	—
Opponents		5	189	174	363.0	29.0-102	12.0-61	1-3	8	4	4-2	2	—	—