



SOUTH DAKOTA STATE UNIVERSITY

JACKRABBIT ATHLETICS NEWS RELEASE

Jackrabbit Sports Information • 2820 HPER Center • Brookings, SD 57007-1497
Football Contact/Assistant AD-Athletic Communications: Jason Hove E-mail: Jason.Hove@sdstate.edu
Office Phone: (605) 688-4623 Mobile: (605) 695-1827 Fax: (605) 688-5999
Facebook: www.facebook.com/jackrabbit.nation Twitter: @GoJacksSDSU Website: www.GoJacks.com

2024 FOOTBALL INFORMATION

Jacks kick off home slate against UIW

GAME NOTES — SEPT. 7

#11/12 INCARNATE WORD (1-0)
at #1/1 SOUTH DAKOTA STATE (0-1)

6 p.m. Saturday • Dana J. Dykhouse Stadium; Brookings, S.D.
11th Annual Dairy Drive | 2023 National Championship Celebration



HEAD COACH: Clint Killough (Incarnate Word, 2015)
• 10-2 record in two seasons as a collegiate head coach

SERIES NOTE

- First Meeting

MEDIA INFORMATION

- Game will be televised on Midco Sports and ESPN+ with the broadcast team of Jay Elsen (play-by-play) and Kurtiss Riggs (color) calling the action
- Radio pre-game show begins at 4 p.m. Central on the Jackrabbit Sports Network, which includes flagship station WNAX 570 AM-Yankton and the following affiliates:
 - KJJQ 910 AM-Brookings • KXLG 100.3 FM-Milbank • KORN 1490 AM/101.3 FM-Mitchell
 - KELO 1320 AM/KELQ 107.9 FM-Sioux Falls • KCCR 1240 AM/98.9 FM-Pierre
 - KIMM 106.7 FM/1150 AM-Rapid City • KLOH 1050 AM/94.1 FM-Pipestone, Minn.
 - KXLG 99.1 FM-Watertown • KWYR 93.7 FM-Winner
- Radio team of Tyler Merriam (play-by-play), Al Bahe (color), Scotty Kwas (sidelines) and Brent Bowen (pregame/postgame host) will call the action



HEAD COACH: Jimmy Rogers (SDSU, 2009)
• 15-1 record in two seasons as a collegiate head coach
STARTERS RETURNING: 10 (3 Off., 5 Def., 2 ST)

2024 SCHEDULE AND RESULTS

AUGUST

31 at Oklahoma State L, 20-44

SEPTEMBER

7 INCARNATE WORD [Dairy Drive] 6 p.m.
14 AUGUSTANA [Beef Bowl/Hall of Fame] 6 p.m.
21 at Southeastern Louisiana 6 p.m.

OCTOBER

5 *at Northern Iowa 4 p.m.
12 *YOUNGSTOWN STATE [Hobo Day] 2 p.m.
19 *at North Dakota State [Dakota Marker] TBA
26 *SOUTH DAKOTA [Interstate Series] TBA

NOVEMBER

2 *MURRAY STATE [Military Appreciation] 2 p.m.
9 *at North Dakota 1 p.m.
16 *SOUTHERN ILLINOIS [Senior Day] 2 p.m.
23 *at Missouri State 2 p.m.

*Missouri Valley Football Conference game | All times Central

TALE OF THE TAPE — 2024 SEASON STATISTICS

UIW	CATEGORY	SOUTH DAKOTA STATE
28.0	Points Per Game	20.0
7.0	Points Allowed Per Game	44.0
203.0	Rushing Yardage Per Game	124.0
214.0	Rush Yardage Allowed/Game	149.0
205.0	Passing Yardage Per Game	264.0
9.8	Average Per Catch	13.2
146.0	Pass Yardage Allowed/Game	245.0
408.0	Total Offense Per Game	388.0
360.0	Total Offense Allowed/Game	394.0
0.0	Kick Return Average	19.5
0.0	Punt Return Average	0.0
2-9	Interception Returns	0-0
1-0	Fumbles-Lost	1-0
5-50	Penalties-Yards	5-42
30:13	Time of Possession/Game	30:47
6-14 (43%)	Third-Down Conversions	3-13 (23%)
0-1 (0%)	Fourth-Down Conversions	0-4 (0%)

GAME NOTES — SOUTH DAKOTA STATE vs. INCARNATE WORD

2023 SCHEDULE AND RESULTS

AUGUST

31 WESTERN OREGON W, 45-7

SEPTEMBER

9 MONTANA STATE W, 20-16

16 vs. Drake [at Minneapolis, Minn.] W, 70-7

30 *NORTH DAKOTA W, 42-21

OCTOBER

7 *at Illinois State W, 40-21

14 *NORTHERN IOWA W, 41-6

21 *at Southern Illinois W, 17-10

28 *at South Dakota W, 37-3

NOVEMBER

4 *NORTH DAKOTA STATE W, 33-16

11 *at Youngstown State W, 34-0

18 *MISSOURI STATE] W, 35-17

DECEMBER

2 ^MERCER W, 41-0

9 ^VILLANOVA W, 23-12

15 ^UALBANY W, 59-0

JANUARY

7 ^vs. Montana [at Frisco, Texas] W, 23-3

*Missouri Valley Football Conference game

^Football Championship Subdivision playoff game

Sports Information Contact: Jason Hove

Sept. 4, 2024

BROOKINGS, S.D. — The South Dakota State University football team kicks off the home portion of its schedule Saturday night by hosting Incarnate Word in a battle between two ranked squads.

Kickoff for the 11th Annual Dairy Drive is set for 6 p.m. at Dana J. Dykhouse Stadium and will be preceded by a ceremony honoring the Jackrabbits' 2023 national championship team. Saturday's game will be televised on Midco Sports and ESPN+.

SDSU enters its home opener after suffering a loss for the first time in nearly two years. The Jackrabbits dropped a 44-20 decision Aug. 31 at Oklahoma State to snap a 29-game winning streak that stands as the third-longest in Football Championship Subdivision history.

Despite the setback, the Jackrabbits remain atop the FCS polls this week. SDSU has held the top spot in the Stats Perform media poll since midway through the 2022 season.

Incarnate Word, meanwhile, moved up a couple spots in both the media and coaches' polls following its 28-7 home victory over Northern Colorado last week. The Cardinals are ranked 11th by the coaches and 12th by the media and have been a program on the rise within the FCS ranks in recent seasons.

UIW, located in San Antonio, Texas, has tallied 31 wins over the last three years and earned back-to-back playoff berths in 2021 and 2022. The 2022 squad advanced to the semifinal round of the FCS playoffs.

THE SERIES: Saturday's game marks the first-ever meeting between South Dakota State and UIW on the football field.

The Jackrabbits will face another Southland Conference opponent in Southeastern Louisiana on Sept. 21 to close out nonconference action.

SDSU holds a 4-1 record against current Southland Conference members, sweeping a home-and-home series from Southeastern Louisiana during the 2012 and 2013 seasons and owning a victory over Nicholls. The Jacks also split a home-and-home series against McNeese.

UIW also will square off against a second Missouri Valley Football Conference opponent, traveling next week to Southern Illinois.

HOME OPENERS: South Dakota State has typically started the home portion of its schedule off on the right foot, compiling a 17-3 record in home openers since moving to the Football Championship Subdivision in 2004.

The Jackrabbits have won their last 13 home openers, including all eight played at Dana J. Dykhouse Stadium.

DAIRY DRIVE: Now in its 11th year, the Dairy Drive recognizes the importance of the dairy industry to the South Dakota economy and promotes the ties to SDSU as the state's Land-Grant institution.

The Jackrabbits have come out victorious in all 10 previous Dairy Drive games. Nine of the games have drawn a crowd surpassing 10,000 fans, with the lone exception the spring 2020-21 season when attendance restrictions were in place due to the COVID-19 pandemic.

2014: SDSU 44, Cal Poly 18 (12,219 att.)

2015: SDSU 55, Southern Utah 10 (13,423 att.)

2016: SDSU 49, Missouri State 24 (10,826 att.)

2017: SDSU 51, Duquesne 13 (12,218 att.)

2018: SDSU 45, Montana State 14 (14,614 att.)

2019: SDSU 38, Long Island 3 (10,153 att.)

2020-21: SDSU 45, Western Illinois 10

2021: SDSU 52, Lindenwood 7 (15,162 att.)

2022: SDSU 24, UC Davis 22 (15,182 att.)

2023: SDSU 45, Western Oregon 7 (16,258 att.)

*denotes home game

HOME OPENERS IN FCS ERA

2004: SDSU 45, Winona State 20
 2005: *SDSU 42, Wisconsin-La Crosse 13
 2006: *Wisconsin-La Crosse 17, SDSU 3
 2007: Northern Iowa 31, SDSU 17
 2008: SDSU 40, Youngstown State 7
 2009: *SDSU 44, Georgia Southern 6
 2010: Illinois State 24, SDSU 14
 2011: *SDSU 29, Southern Utah 28
 2012: SDSU 12, UC Davis 8
 2013: *SDSU 55, Butler 14
 2014: SDSU 44, Cal Poly 18
 2015: SDSU 55, Southern Utah 10
 2016: SDSU 56, Drake 28
 2017: *SDSU 51, Duquesne 13
 2018: *SDSU 45, Montana State 14
 2019: SDSU 38, Long Island 3
 2020-21: SDSU 45, Western Illinois 10
 2021: SDSU 52, Lindenwood 7
 2022: SDSU 24, UC Davis 22
 2023: *SDSU 45, Western Oregon 7

*denotes home game

GAME NOTES — SOUTH DAKOTA STATE vs. INCARNATE WORD

YEAR-BY-YEAR IN FCS ERA

GREAT WEST FOOTBALL CONFERENCE

YEAR	OVERALL	CONF
2004	6-5	2-3
2005	6-5	3-2
2006	7-4	3-1
2007	7-4	4-0
TOTALS	26-18	12-6

MISSOURI VALLEY FOOTBALL CONF.

YEAR	OVERALL	CONF
2008	7-5	6-2
2009	8-4	7-1
2010	5-6	4-4
2011	5-6	4-4
2012	9-4	6-2
2013	9-5	5-3
2014	9-5	5-3
2015	8-4	5-3
2016	9-4	7-1
2017	11-3	6-2
2018	10-3	6-2
2019	8-5	5-3
2020-21	8-2	5-1
2021	11-4	5-3
2022	14-1	8-0
2023	15-0	8-0
2024	0-1	0-0
TOTALS	146-62	92-34
OVERALL TOTALS	171-80	104-40

CURRENT WINNING STREAKS

vs. FCS Opponents: 28

(Last Loss: Dec. 18, 2021, at Montana State — L, 17-31)

at Home: 21

(Last Loss: Oct. 23, 2021, vs. Northern Iowa — L, 17-26)

vs. Ranked FCS Opponents: 19

(Last Loss: Dec. 18, 2021, at Montana State — L, 17-31)

vs. MVFC Opponents: 17

(Last Loss: Nov. 13, 2021, at South Dakota — L, 20-23)

YEAR 21 IN FCS: The 2024 season marks the 21st season South Dakota State has competed in the Football Championship Subdivision.

Since joining the Division I ranks in 2004, the Jackrabbits have compiled a 171-80 record (.681 winning percentage).

In the decade of the 2020s, SDSU has put together a 48-8 record, which is good for an .857 winning percentage.

SWEET 16 IN THE MVFC: The 2023 season marked South Dakota State's 16th as a member of the Missouri Valley Football Conference. Since joining the league in 2008, SDSU is the only program in that span to not have a losing season in conference play.

The Jackrabbits hold a 92-34 record (.730 winning percentage) in MVFC games and have won six or more league games eight times. SDSU has claimed the league title four times: previously earning a share of league titles in 2016 and during the 2020-21 spring season before running the table with an 8-0 record in conference play en route to outright conference championships in both 2022 and 2023.

PLAYOFF HISTORY: South Dakota State made its 14th postseason appearance in its football history in 2023, with 13 of those berths coming as a member of the Football Championship Subdivision. SDSU's lone appearance in the NCAA Division II football playoffs came in 1979, when the Jacks dropped a 50-7 decision at Youngstown State.

The Jackrabbits have compiled a 22-12 record in the playoffs and made their 12th straight appearance in the FCS playoffs, including advancing to at least the semifinal round for the fourth season in a row and sixth time in the last seven seasons. SDSU made its first appearance in a national title game during the 2020-21 spring season, falling to Sam Houston, 23-21, then claimed its first-ever national championship in football with a 45-21 victory over North Dakota State in January 2023. The Jacks repeated as national champions during the 2023 campaign with a 23-3 victory over Montana.

SDSU advanced to the FCS national title game each of the three years it held the No. 1 overall seed in the playoff field (16 teams in 2020-21, 24 teams in 2022 & 2023).

ELITE COMPANY: Heading into the 2023 postseason, South Dakota State was one of only two Football Championship Subdivision programs to reach the playoffs each of the last 12 seasons. The Jackrabbits secured the Missouri Valley Football Conference's automatic bid to the 2023 playoffs, assuring SDSU of its 12th consecutive postseason appearance and 13th overall at the FCS level.

MVFC rival North Dakota State holds the longest active streak with 14 consecutive trips to the playoffs after gaining an at-large berth to the 2023 tournament.

STREAKS CONTINUE: Although SDSU saw its long overall winning streak come to an end last week, the Jackrabbits carry several other winning streaks into Saturday's contest.

Dating back to the start of the 2022 season, the Jackrabbits have defeated 28 FCS opponents in a row, including winning 19 in a row against ranked foes from the FCS.

SDSU also holds a 21-game home winning streak, which includes a 7-0 mark in FCS playoff games. The Jackrabbits' last loss at Dana J. Dykhouse Stadium was a 26-17 defeat at the hands of Northern Iowa on Oct. 23, 2021.

The Jackrabbits' 29-game overall winning streak was the third-longest in the history of the Football Championship Subdivision, which dates back to 1978. The FCS winning streaks of 20 or more games are:

RANKINGS STREAK: By being ranked first in the final Stats Perform FCS poll of the 2023 season and through the first two polls of the 2024 campaign, SDSU has now appeared in the top 25 of 161 consecutive media polls dating back to October 2012.

The Jackrabbits have not relinquished the top spot in the poll since ascending to that ranking on Oct. 17, 2022. SDSU held on to the ranking for the final seven surveys of the 2022 season and has extended its streak at No. 1 to 23 consecutive polls with its

QUICK FACTS

SDSU INFORMATION

LOCATION: Brookings, S.D.
ENROLLMENT: 11,505 (fall 2023)
COLORS: Yellow and Blue
NICKNAME: Jackrabbits
AFFILIATION: NCAA Division I Football
 Championship Subdivision
CONFERENCE: Missouri Valley Football Conference
STADIUM: Dana J. Dykhouse Stadium (19,340
 capacity - AstroTurf surface)

2023 RECAP

OVERALL RECORD: 15-0
CONFERENCE RECORD: 8-0 (first place in Missouri Valley
 Football Conference)
POSTSEASON: Football Championship Subdivision
 National Champion (repeat champion)
HOME RECORD: 9-0
AWAY/NEUTRAL RECORD: 4-0/2-0
FINAL RANKINGS: 1st (Stats Perform media)/1st (AFCA
 FCS Coaches)

TEAM INFORMATION

LETTERMEN RETURNING: 53 **LETTERMEN LOST:** 18
 • Offense: 20 • Offense: 9
 • Defense: 31 • Defense: 9
 • Special Teams: 2 • Special Teams: 0

STARTERS RETURNING: 10
 • Offense: 3 • Defense: 5 • Special Teams: 2

OFFENSIVE STARTERS RETURNING (3): Evan Beerntsen,
 OG; Mark Gronowski, QB; Gus Miller, C.

DEFENSIVE STARTERS RETURNING (5): Dalys Beanum, CB;
 Adam Bock, LB; Jarod DePriest, DT; Tucker Large, S;
 Cale Reeder, S.

SPECIAL TEAMS STARTERS RETURNING (2): Hunter
 Dustman, K/P; Kaydon Olivia, LS.

OTHER RETURNING LETTERMEN (43): Steven Arrell, CB;
 Max Baloun, DT; Jon Bell, QB; Kevin Brenner, TE;
 Quinten Christensen, OL; Devon Cole Jr., WR; Cody
 Cotton, CB; Aydan Dautermann, CB; Matthew
 Durrance, S; Caleb Frandl, LB; Greyton Gannon, TE;
 Grahm Goering, WR; Brody Gormley, TE; Logan Green,
 DT; Abe Hoskins III, CB; Colby Huerter, S; Amar
 Johnson, RB; Angel Johnson, RB; Bryce
 Johnson, LB; Dontay Johnson, S; Randy Keumogne,
 DE; Aaron Kusler, LB; Jalen Lee, OL; Jalen B. Lee, CB;
 Chase Mason, QB; Daeton Mcgaughy, LB; Cullen
 McShane, LB; Joe Ollman, LB; William Paekpke, OL;
 Blake Peterson, DE; Marcus Preston, WR; Dawson
 Ripperda, DE; Dawson Rudd, OL; Graham Spalding,
 LB; Myles Taylor, CB; Noah Thompson, S; Kolten
 Tilford, S; Levi Vanden Bos, DE; Ethan Vibert, OL; Kirby
 Vorhees, RB; Griffin Wilde, WR; Zac Wilson, DE; Aaron
 Wolfcale-Holsten, DT.

CAPTAINS: Leading the Jackrabbit football team are six captains:

- Dalys Beanum, Sr., cornerback, Omaha, Nebraska;
- Adam Bock, Sr., linebacker, Solon, Iowa;
- Jarod DePriest, Sr., defensive tackle, Trivoli, Illinois;
- Mark Gronowski, Sr., quarterback, Naperville, Illinois;
- Tucker Large, Jr., safety, Sioux Falls;
- Gus Miller, Sr., offensive lineman, Brookings.

Bock and Gronowski are both in their third seasons in the role, while the other four captains are first-time captains.

PRESEASON ALL-AMERICANS: South Dakota State is well-represented on the 2024 Stats Perform FCS Preseason All-America Team with six selections. The honor squad was announced in August and includes first-team selections Mark Gronowski and Adam Bock from the Jackrabbits.

Gronowski, the reigning Walter Payton Award winner as the top offensive player in the FCS ranks a year ago, returns for his senior season after throwing for 3,058 yards and 29 touchdown against only five interceptions in 2023. The Naperville, Illinois, native led the FCS in quarterback rating at 179.67 while completing 68.1 percent(209-of-307) of his passes.

In addition, Gronowski ran for 402 yards and eight touchdowns in helping lead the Jackrabbits to a 15-0 record in 2023.

Gronowski is again on the Walter Payton Award Preseason Watch List, while Bock returns to the Buck Buchanan Award Preseason Watch List after being a finalist for the top defensive player in FCS in 2021.

A senior linebacker from Solon, Iowa, Bock ranked third on the team last season with 65 tackles despite missing five games due to injury. A two-time first-team all-Missouri Valley Football Conference selection and a second-team All-America honoree in 2021, Bock has tallied more than 300 career tackles.

Receiving second-team honors on the Stats Perform preseason squad were offensive lineman Gus Miller and punt returner Tucker Large. The FCS winner of the 2023 Rimington Award as the top center and a Brookings native, Miller played a key role within an offensive line that helped pave the way for the Jackrabbits to average 37.3 points and 449.9 yards of total offense per game.

Large, a junior from Sioux Falls, averaged 18.9 yards per punt return attempt last season and set an SDSU single-game record with 159 yards versus Drake. Also a starting safety for the Jackrabbits, Large ranked second on the team with four interceptions and added 49 tackles.

Rounding out the Jackrabbit contingent on the Stats Perform FCS Preseason All-America Team were third-team honorees Dalys Beanum and Amar Johnson. Beanum, a senior cornerback from Omaha, is coming off a 2023 campaign in which he recorded a team-best five interceptions while also contributing 29 tackles and two pass breakups.

Johnson made the squad as an all-purpose back after ranking second on the team in 2023 with 1,205 all-purpose yards (80.3 ypg). A senior from O'Fallon, Missouri, Johnson finished second on the squad with 801 rushing yards, averaging 6.3 yards per carry, while also tallying 282 yards on kickoff returns (23.5 yards per attempt) and catching 12 passes for 122 yards.

GRONOWSKI A DUAL THREAT: South Dakota State quarterback Mark Gronowski reached a pair of career milestones early in the 2023 season.

On his 20-yard touchdown run in the third quarter of the game against Sept. 9 game against Montana State, Gronowski topped the 1,000-yard mark for career rushing. One week later, Gronowski surpassed 5,000 career passing yards as he completed 18-of-25 passes for 226 yards and a career-high five touchdowns against Drake.

GAME NOTES — SOUTH DAKOTA STATE vs. INCARNATE WORD

OPENING DRIVES BY HALF

2023 OPPONENT	1ST-O	2ND-O	1ST-D	2ND-D
Western Oregon	TD	Downs	INT-TD	Punt
Montana State	Fumble	TD	Punt	Punt
Drake	TD	TD	TD	Punt
North Dakota	TD	TD	Punt	Punt
Illinois State	TD	Punt	Punt	TD
Northern Iowa	TD	TD	Punt	Punt
Southern Illinois	Punt	TD	Downs	Punt
South Dakota	Punt	FG	FG	Punt
North Dakota State	TD	TD	TD	Miss FG
Youngstown State	FG	TD	Punt	Downs
Missouri State	TD	Punt	Punt	TD
Mercer	FG	TD	Punt	Punt
Villanova	FG	Fumble	Punt	Punt
UAlbany	TD	Punt	INT	Fum-TD
Montana	TD	Punt	Downs	Fum

2024 OPPONENT	1ST-O	2ND-O	1ST-D	2ND-D
Oklahoma State	Downs	TD	FG	TD

2024 LONGEST DRIVES

By PLAYS

8 - Oklahoma State (three times), last: 8-37-2:51 (downs)

By YARDS

78- Oklahoma State (4Q), 3-78-1:37 (touchdown)

By TIME OF POSSESSION

4:43 - Oklahoma State (2Q), 8-45-4:43 (field goal)

Gronowski is the third SDSU quarterback to top 5,000 yards passing and 1,000 yards rushing in his career, joining Taryn Christion (11,535 passing/1,515 rushing from 2015-18) and Ted Wahl (6,016 passing/1,229 rushing from 1985-88). Gronowski ranks third in SDSU history with 7,854 passing yards and 9,258 yards of total offense.

He had a streak of passing and rushing for a touchdown in 11 consecutive games come to an end Oct. 21, 2023, at Southern Illinois, but has accomplished the feat in 22 of 40 career starts. The Jackrabbits have a 37-3 record in Gronowski's 40 career starts, including an 11-1 mark in postseason games.

WILDE SHINES IN OPENER: Sophomore wide receiver Griffin Wilde turned in a strong performance in last week's season opener at Oklahoma State, setting career highs with seven receptions and 150 receiving yards.

The Sioux Falls native scored his first touchdown of the season on a 60-yard pass play in the fourth quarter and added catches of 21 and 33 yards to set up the Jackrabbits' first touchdown of the game. Six of his seven receptions went for at least 10 yards.

MODELS OF EFFICIENCY: South Dakota State made 57 trips into the red zone during the 2023 season and came away with points 55 of those times for an FCS-best 96 percent efficiency rate. The Jacks scored a touchdown on 45 of those trips — 30 rushing, 15 passing — with 10 field goals.

SDSU went 13-for-14 in red-zone trips during the postseason, scoring nine touchdowns with four field goals. The Jackrabbits' lone red-zone trip in which they did not score ended with a kneel-down to run out the clock against Villanova.

The Jacks had a streak over two seasons of scoring on 70 consecutive drives into the red zone come to end with an interception in the end zone early in the fourth quarter of the Oct. 21, 2023, game at Southern Illinois. Before that, the last time SDSU did not score when inside the opponent's 20-yard line was on a missed field goal in the second quarter of their Oct. 1, 2022, game versus Western Illinois. SDSU had scored 57 touchdowns and kicked 13 field goals in that span.

In addition, the Jackrabbits led the FCS ranks in both third-down and fourth-down conversions on offense. SDSU converted on an FCS-best 53.5 percent (84-of-157) of its third-down attempts, highlighted by a 9-for-14 performance in the opening round of the playoffs against Mercer.

SDSU finished above 50 percent in the first six games of the season before being limited to a 4-for-12 performance Oct. 21 at Southern Illinois.

On fourth down, the Jackrabbits converted 9-of-11 times for 82 percent, including making good on their lone attempt in the Dec. 9 playoff matchup against Villanova.

BOTH ENDS OF THE SPECTRUM: The Jackrabbits wrapped up the 2023 season by ranking in the top six of the Football Championship Subdivision in both scoring offense (sixth, 37.3 points per game) and scoring defense (first, 9.3 points per game). SDSU has scored 20 or more points in 28 of the 29 games in their current winning streak and has held the opposition to 10 points or less 13 times, including nine times last season.

The Jackrabbits pitched a shutout in three of their last six games — a 34-0 victory at Youngstown State on Nov. 11, a 41-0 whitewashing of Mercer on Dec. 2 and blanking UAlbany, 59-0, on Dec. 15. Overall, SDSU outscored the opposition, 146-15, in four playoff games, allowing only one touchdown.

OWNING THE THIRD: South Dakota State held a huge advantage coming out of the locker room at halftime by outscoring the opposition by a 123-14 margin in the third quarter of games last season. The Jackrabbits solidified that margin by outscoring Montana, 16-0, in the third stanza of the national championship game.

However, that trend was reversed in the 2024 season opener as Oklahoma State outscored the Jackrabbits, 21-7, in the third quarter of the Aug. 31 game.

SDSU CAREER FIELD GOALS

1. Parker Douglass, 2004-07	62
2. Justin Syrovatka, 2011-14	55
3. Chase Vinatieri, 2016-19	47
4. Hunter Dustman, 2020-present.....	39
5. Brett Gorden, 1995-98	36
6. Peter Reifenrath, 2008-10	34
7. Cole Frahm, 2019-21	33
8. Adam Vinatieri, 1991-94.....	27
9. Tony Harris, 1977-80	23
K.C. Johnson, 1984-86	23
Keith Witt, 2002-03.....	23

PICKING OFF THE COMPETITION: The Jackrabbit defense has continually taken the ball away from the opposition in recent seasons, including leading the Football Championship Subdivision in interceptions two of the last three seasons while ranking second in 2023.

After leading the subdivision with 21 interceptions in 2021, SDSU tallied an FCS-best 18 interceptions in 2022, including two in that season's national championship game against North Dakota State. Jackrabbit defenders recorded at least one interception in each of their 11 regular season games during the 2022 campaign.

Last year, the Jackrabbits hauled in 19 interceptions to rank second among FCS squads. SDSU tallied three interceptions in its 2023 season opener against Western Oregon (Colby Huerter, Tucker Large, Kolten Tilford) and again in the Dec. 15 semifinal playoff game versus UAlbany (Large, DyShawn Gales, Dalys Beanum).

Beanum recorded an interception in each of SDSU's four playoff games. Seven of his 11 career interceptions have come in the postseason.

Dating back to the start of the 2018 season, the Jackrabbits have intercepted at least one pass in 65 of their last 82 games for a total of 106 pickoffs. SDSU did not record an interception in their Aug. 31 season opener at Oklahoma State.

MANY HAPPY RETURNS: South Dakota State raced out to a 28-0 lead a minute into the second quarter of its 2023 season opener against Western Oregon thanks to a pair of long interception returns for touchdowns by its starting safeties.

First, Colby Huerter hauled in an interception off a deflection by DyShawn Gales for a 54-yard return for touchdown. On the first play of the second quarter, Tucker Large picked off a pass and weaved his way through traffic for a 64-yard score.

It marked the fifth time in the Division I era of Jackrabbit football (since 2004) that SDSU returned two interceptions for touchdowns in the same game. The others:

- Sept. 29, 2007 vs. Stephen F. Austin – Jimmy Rogers (32 yards, Q2), Conrad Kjerstad (82, Q4);
- Nov. 10, 2007 vs. Southern Utah — Tyler Koch (45 and 99 yards in Q4);
- Oct. 1, 2016 vs. Western Illinois – Christian Rozeboom (37 yards, Q3), Dallas Brown (19, Q3);
- Nov. 27, 2021 vs. UC Davis — Adam Bock (39 yards, Q3), Dalys Beanum (59, Q4).

SDSU also scored two return touchdowns in the Dec. 15 semifinal victory against UAlbany when Tucker Large returned a punt 79 yards to the end zone midway through the second quarter and Jason Freeman scooped up a fumble on the second play of the second half and returned it 34 yards to push the Jackrabbit lead to 42-0.

DOUBLE-DUTY DUSTMAN: Senior Hunter Dustman has figured prominently in the Jackrabbits' special teams efforts the past two seasons.

A native of East Bethel, Minnesota, Dustman has handled both the kicking and punting duties for the Jackrabbits. As the placekicker, he has put together back-to-back 100-point seasons, scoring 113 points in 2022 and 122 points during the 2023 season. He made 18 field goals each of the past two seasons and enters the 2024 campaign fourth on the program career charts with 37 field goals.

In addition, Dustman set an SDSU single-season record with 68 extra points in 2023.

A four-time Missouri Valley Football Conference Special Teams Player of the Week award winner, Dustman has averaged 42.5 yards on 120 career punts. He got off to a solid start to the 2024 season by making both of his field goal attempts (31 and 48 yards) and averaging 48 yards on three punts with a long of 53.

FREUND JOINS COACHING STAFF: Danny Freund was hired as co-offensive coordinator and quarterbacks coach in January 2024. He will share coordinator duties with Ryan Olson, who has been a member of the SDSU coaching staff since 2021 and will retain duties coaching the offensive line.

Freund spent the last dozen years coaching at the University of North Dakota, including serving as offensive coordinator and quarterbacks coach since 2018. He helped lead the Fighting Hawks to five FCS playoff appearances, as well as a share of the Missouri Valley Football Conference title during the 2020-21 spring season.

DANA J. DYKHOUSE STADIUM RECORDS

YEAR-BY-YEAR RECORDS

2016	6-1
2017	7-1
2018	7-0
2019	5-3
2020-21	5-0
2021	5-2
2022	9-0
2023	9-0
TOTALS	53-7

ATTENDANCE TOP 10

Nov. 4, 2023 • vs. North Dakota State	19,431
Oct. 26, 2019 • vs. North Dakota State	19,371
Oct. 14, 2023 • vs. Northern Iowa	19,357
Oct. 8, 2022 • vs. South Dakota	19,332
Sept. 9, 2023 • vs. Montana State	19,332
Sept. 30, 2023 • vs. North Dakota	19,231
Oct. 29, 2022 • vs. Indiana State	19,041
Nov. 4, 2017 • vs. North Dakota State	18,130
Nov. 6, 2021 • vs. North Dakota State	18,122
Oct. 22, 2016 • vs. Youngstown State	17,730

Prior to his role as offensive coordinator, Freund had stints coaching UND's running backs, fullbacks and wide receivers. He also held the title of associate head coach during the 2023 season, when the Fighting Hawks averaged 34.1 points per game en route to a postseason berth. He was honored by RII Sports Technology with its GRAPHITE Award, which recognizes excellence and efficiency in play-calling.

Freund was a two-year team captain (2007, 2008) as UND made the transition from NCAA Division II, compiling a 16-6 record as the starting quarterback. He set multiple school passing records before embarking on his coaching career as a graduate assistant at Carthage College in Kenosha, Wisconsin, in 2010. Freund returned to Grand Forks and UND in 2011.

THE 12TH MAN: South Dakota State benefited from large crowds throughout the 2023 regular season, averaging 18,208 fans after coming off a national championship.

The Jackrabbits drew their first of four sellout crowds this season when 19,332 fans came out for the Sept. 9 showdown against Montana State, which at the time tied for the second-largest attendance in the seven-year history of Dana J. Dykhouse Stadium. The crowd played a big role in the game, helping factor in nine false-start penalties by Montana State in the game, including six in the final quarter.

The Nov. 4 Dakota Marker game against North Dakota State, which was a rematch from the 2022 FCS national championship game, drew a stadium-record 19,431 fans.

Two other crowds last season reached sellout status, with 19,357 fans clicking through the turnstiles for the Oct. 14 Hobo Day game versus Northern Iowa and a total of 19,231 fans in attendance for the Sept. 30 league opener with North Dakota.

SDSU also set program playoff attendance records in all three postseason games the Jackrabbits hosted, highlighted by a crowd of 12,265 for the semifinal game against UAlbany.

DANA J. DYKHOUSE STADIUM: Jackrabbit football moved into a new home in September of 2016 with the completion of Dana J. Dykhouse Stadium.

The stadium, which was constructed in phases on the site of SDSU's previous home field, Coughlin-Alumni Stadium, seats 19,340 spectators and cost \$65 million to build.

Dana J. Dykhouse Stadium is being funded through private gifts and long-term revenue streams, including concessions and suite, loge box and ticket sales. Bonds are financing nearly two-thirds of the project's construction, with the remaining dollars coming from private support. Lead gifts totaling \$12.5 million from former Jackrabbit football player and Sioux Falls banker Dana Dykhouse and philanthropist T. Denny Sanford were announced in October 2013.

The stadium officially opened Sept. 8, 2016, featuring a concert by country music stars Luke Bryan, Little Big Town and Lee Brice as part of the Jacks Bash opening weekend. The first football game was two days later, on Sept. 10, when the Jackrabbits defeated Drake, 56-28.

SDSU has gone on to post a 53-7 record at Dana J. Dykhouse Stadium during its seven seasons of operation, including a 14-1 mark in FCS playoff games. The Jacks' current home winning streak is 21 games (including playoff games), with their last home loss a 26-17 setback to Northern Iowa on Oct. 23, 2021.

In 2023, the Jackrabbits completed their fourth undefeated season while playing at Dana J. Dykhouse Stadium, compiling a 9-0 record. SDSU previously posted perfect home records in 2018 (7-0), the 2020-21 spring season (5-0) and 2022 (9-0).

Dana J. Dykhouse Stadium was designed by Kansas City-based Crawford Architects, with the construction firm JE Dunn serving as the project manager at risk and Henry Carlson Company of Sioux Falls serving as general contractor.

JACKS IN THE PROS: In preparation for the 2024 season, more than a dozen former South Dakota State standouts were in National Football League training camps, continuing the Jackrabbits' long tradition of developing players into pro prospects.

PRONUNCIATION GUIDE

COACHES

Danny Freund	froid
Jake/Pete Menage	MEN-age

PLAYERS

Jack Amer	AIM-er
Steven Arrell	ah-RELL
Max Baloun	bah-LOON
Evan Beerntsen	BURNT-sen
Brenden Begeman	BEG-ah-man
Matthew Durrance	durr-ANTS
Caleb Franci	FRANCE-III
Grahm Goering	GORE-ing
Mark Gronowski	grow-NOW-ski
Colby Huerter	HURT-er
Randy Keumogne	cah-MOAN-yay
Isaac Krael	KROTZ-ill
Aaron Kusler	COOSE-ler
Daeton Mcgaughy	Mc-GOY
Joe Ollman	OHL-man
William Paepke	PAP-key
Kentrell Prejean	KEN-trell PRAY-john
Dawson Ripperda	RIP-er-dah
Noah St-Juste	saint-JOOST
Jace Sifore	CY-for
Davin Stoffel	STAW-full
Ethan Vibert	VY-bert
Griffin Wilde	WILL-dee

JIMMY ROGERS RADIO SHOW

The Jimmy Rogers Radio Show airs throughout the 2024 season.

The weekly, hour-long show originates in front of a live audience at 6 p.m. Mondays at Cubby's Sports Bar and Grill in downtown Brookings. Hosted by Tyler Merriam, the show airs along the Jackrabbit Sports Network, including flagship station WNAX 570 AM, and can be heard through the Jackrabbit app and online at GoJacks.com.

Weekly segments include interviews with Jackrabbit coaches, student-athletes and others associated with SDSU football. Fans can submit questions through social media platforms and fans in attendance can register for weekly prizes.

Headlining the list is tight end Dallas Goedert of the Philadelphia Eagles. After being selected in the second round of the 2018 NFL Draft, Goedert has gone on to record 307 receptions for 3,589 yards and 22 touchdowns in six seasons. In helping lead the Eagles to the Super Bowl during the 2022 season, Goedert caught 55 passes for 702 yards and three touchdowns.

Linebacker Christian Rozeboom earned a Super Bowl ring with the Los Angeles Rams during the 2021 season. A member of the Rams' practice squad in 2020, Rozeboom made his NFL debut with the Kansas City Chiefs early in 2021 before returning to Los Angeles and seeing action mostly on special teams for the Rams for the remainder of the regular season and postseason.

Rozeboom moved into a starting role in 2023 and totaled 79 tackles with an interception.

For the first time since 1976, the Jackrabbits saw two players selected in the same NFL Draft following the 2021 campaign. Running back Pierre Strong was a fourth-round selection by the New England Patriots, while quarterback Chris Oladokun was taken by the Pittsburgh Steelers.

Strong went on to gain 100 yards on 10 carries and added seven receptions for 42 yards during his rookie season with the Patriots before being traded to Cleveland at the end of training camp in 2023. He added 291 rushing yards and a touchdown while also contributing as a kick returner for the Browns.

Oladokun was released by the Steelers, but was assigned to the practice squad of the Super Bowl champion Kansas City Chiefs in 2022. He spent time on the active roster in 2023 as Kansas City went on to win its second consecutive Super Bowl.

Tight end Tucker Kraft was a third-round draft choice of the Green Bay Packers in 2023 and turned in a strong second half to his rookie season, finishing the year with 31 catches for 355 yards and a pair of touchdowns.

SDSU had two more players selected in the NFL Draft in 2024 when Mason McCormick was taken in the fourth round by Pittsburgh and Isaiah Davis was a fifth-round pick of the New York Jets.

Six others who played on both Jackrabbit national championship teams later signed as free agents: cornerback DyShawn Gales (Cleveland); offensive tackle Garret Greenfield (Seattle); tight end Zach Heins (Los Angeles Chargers); wide receivers Jadon and Jaxon Janke (Houston), and linebacker/safety Isaiah Stalbird (New Orleans). Greenfield and Stalbird were later assigned to their respective teams' practice squads.

Headlining the list of Jackrabbit pro football alumni are Hall of Famer Jim Langer and the NFL's career scoring leader, Adam Vinatieri.

Langer who played football at SDSU from 1967-69 and also was an All-American in baseball, played center on every offensive down during the Miami Dolphins' perfect season in 1972. He was a first-team All-Pro four times and was selected to play in six Pro Bowl games. He played in three Super Bowl games with the Dolphins from 1970-79 before finishing his career with the Minnesota Vikings from 1980-81. Langer passed away in September 2019.

Vinatieri wrapped up his playing career after becoming the NFL's all-time scoring leader in 2018 as a member of the Indianapolis Colts. Over Vinatieri's 24 seasons from 1996-2019, his totals include NFL bests of 599-of-715 on field goal attempts, 83.8 percent, and 2,673 career points. He also ranks second in career extra points with 874.

In all, Vinatieri set 15 NFL records, including 21 100-point seasons.

A LOOK AHEAD: The Jackrabbits conclude a two-game homestand by hosting Augustana in the 57th Beef Bowl game on Sept. 14. Kickoff is set for 6 p.m.

Next Saturday's game also is the annual Hall of Fame Game.

DEPTH CHART vs. INCARNATE WORD

OFFENSE

LT	69	Quinten Christensen, 6-5, 300, So., Wessington Springs, S.D.
	62	Kenyon BigBow, 6-5, 295, R-Fr., Anadarko, Okla.
LG	64	Ethan Vibert, 6-4, 310, Sr., Regina, Saskatchewan
	77	William Paepke, 6-5, 295, R-Fr., Rapid City, S.D.
C	50	GUS MILLER, 6-3, 295, Sr., Brookings, S.D.
	58	Jackson Kerstin, 6-4, 280, R-Fr., Naperville, Ill.
RG	61	EVAN BEERNTSEN, 6-4, 300, Sr., De Pere, Wis.
	54	Jalen Lee, 6-3, 310, Sr., Robbins, Ill.
RT	76	Sam Hagen, 6-6, 315, Jr., Fordville, N.D.
	78	Marcus Hicks, 6-6, 320, Sr., Wichita, Kan.
TE (Y) or	87	Davin Stoffel, 6-6, 250, R-Fr., Mosinee, Wis.
	83	David Alpers, 6-6, 240, So., Sioux Falls, S.D.
	89	Brody Gormley, 6-7, 245, So., Topeka, Kan.
TE or	44	Kevin Brenner, 6-3, 240, Sr., Silver Lake, Wis.
	88	Greyton Gannon, 6-4, 235, So., Eagle, Wis.
WR (X)	12	Grahm Goering, 6-2, 200, Jr., Iowa City, Iowa
	6	Elijah Ervin, 6-1, 195, Jr., Phoenix, Ariz.
WR (W) or	15	Devon Cole Jr., 5-10, 185, Sr., Clermont, Fla.
	4	Kentrell Prejean, 5-8, 160, R-Fr., Lafayette, La.
WR (Z) or	18	Griffin Wilde, 6-2, 200, So., Sioux Falls, S.D.
	19	Jack Smith, 6-0, 190, Fr., Sioux Falls, S.D.
	2	Marcus Preston, 6-2, 200, Sr., Lawrence, Kan.
QB	11	MARK GRONOWSKI, 6-3, 225, Sr., Naperville, Ill.
	7	Chase Mason, 6-4, 230, Jr., Hurley, S.D.
	5	Jon Bell, 6-3 195, Jr., Naperville, Ill.
RB	3	Amar Johnson, 5-10, 200, Sr., O'Fallon, Mo.
	21	Angel Johnson, 5-9, 195, Jr., Irene, S.D.

Returning starters indicated in CAPS

DEFENSE

DE	95	Zac Wilson, 6-3, 245, Sr., Chipley, Fla.
	90	Randy Keumonge, 6-2, 240, Sr., Oakdale, Minn.
or	97	Reis Kirschenman, 6-4, 245, R-Fr., Tea, S.D.
NT	93	Max Baloun, 6-6, 285, Jr., Redfield, S.D.
	96	Bryce Hawthorne, 6-3, 285, R-Fr., Osseo, Minn.
or	51	Logan Green, 6-4, 290, So., Northboro, Iowa
DT	52	JAROD DePRIEST, 6-5, 285, Sr., Trivoli, Ill.
	94	Kobe Clayborne, 6-0, 275, Jr., Sioux City, Iowa
or	55	Aaron Wolfcale-Holsten, 6-2, 285, Jr., Gilbert, Ariz.
DE	57	Levi Vanden Bos, 6-3, 250, Jr., Rock Valley, Iowa
	99	Dawson Ripperda, 6-4, 245, So., Larchwood, Iowa
LB (Will) or	29	Graham Spalding, 6-2, 210, Sr., Oviedo, Fla.
	0	Daeton Mcgaughy, 6-0, 205, Sr., Elwood, Kan.
	40	Aaron Kusler, 6-3, 230, Sr., Sioux Falls, S.D.
LB (Mike) or	32	ADAM BOCK, 6-1, 225, Sr., Solon, Iowa
	5	Cullen McShane, 6-2, 230, So., Marquette, Iowa
	11	Joe Ollman, 6-1, 225, So., Mequon, Wis.
LB (Sam)	9	Caleb Frandl, 6-1, 195, Sr., Grand Island, Neb.
	0	Daeton Mcgaughy, 6-0, 205, Sr., Elwood, Kan.
	28	Chase Van Tol, 6-1, 200, R-Fr., Tea, S.D.
LCB	22	Colby Humphrey, 5-11, 185, Sr., Birmingham, Ala.
	4	Steven Arrell, 6-3, 195, Jr., Brooklyn Park, Minn.
FS	1	TUCKER LARGE, 5-11, 185, Jr., Sioux Falls, S.D.
	26	Kolten Tilford, 5-9, 180, R-Fr., North Platte, Neb.
SS	25	CALE REEDER, 6-0, 190, Sr., Yorkville, Ill.
	23	Matthew Durrance, 6-2, 215, Jr., Lutz, Fla.
	14	Colby Huerter, 6-1, 200, Jr., Katy, Texas
or		
LCB	7	DALYS BEANUM, 6-1, 200, Sr., Omaha, Neb.
	2	Myles Taylor, 6-1, 175, Jr., Gilbert, Ariz.

SPECIAL TEAMS


PK	10	HUNTER DUSTMAN, 6-4, 225, Sr., East Bethel, Minn.
	99	Jack Stevens, 6-0, 160, Fr., North Augusta, S.C.
P	10	HUNTER DUSTMAN, 6-4, 225, Sr., East Bethel, Minn.
	41	Max Pelham, 6-1, 195, Jr., Ankeny, Iowa
Long Snaps	37	KAYDON OLIVIA, 5-11, 215, Jr., Schertz, Texas
	59	Carson Strohbeen, 6-1, 210, R-Fr., Sioux City, Iowa
Holder	5	Jon Bell, 6-3 195, Jr., Naperville, Ill.
	25	Cale Reeder, 6-0, 190, Sr., Yorkville, Ill.
KOR	21	Angel Johnson, 5-9, 190, So., Irene, S.D.
	20	Kirby Vorhees, 5-11, 205, R-Fr., Lutz, Fla.
PR	1	TUCKER LARGE, 5-11, 185, Jr., Sioux Falls, S.D.
	7	Dalys Beanum, 6-1, 200, Sr., Omaha, Neb.



South Dakota State University JACKRABBITS

2024 Football Roster

No.	NAME	Pos	Ht	Wt	Yr	HOMETOWN	No.	NAME	Pos	Ht	Wt	Yr	HOMETOWN
0	Daeton Mcgaughy	LB	6-0	205	Sr.	Elwood, Kan.	46	Blake Leiferman	TE	6-5	250	Fr.	Kimball, S.D.
1	Tucker Large	S	5-11	185	Jr.	Sioux Falls, S.D.	47	Kytan Fyfe	LB	6-2	205	R-Fr.	Grand Island, Neb.
2	Marcus Preston	WR	6-2	200	Sr.	Lawrence, Kan.	48	Jack Nash	LB	6-1	185	Fr.	Palmer, Alaska
2	Myles Taylor	CB	6-1	175	Jr.	Gilbert, Ariz.	49	Beau Baker	TE	6-6	250	Fr.	Springfield, Ky.
3	Amar Johnson	RB	5-10	205	Sr.	O'Fallon, Mo.	50	Gus Miller	OL	6-3	295	Sr.	Brookings, S.D.
3	Dontay Johnson	S	6-2	190	So.	Fort Collins, Colo.	50	Nick Wells	DE	6-4	260	R-Fr.	Sioux City, Iowa
4	Steven Arrell	CB	6-3	200	Sr.	Brooklyn Park, Minn.	51	Logan Green	DT	6-4	290	So.	Northboro, Iowa
4	Kentrell Prejean	WR	5-8	160	R-Fr.	Lafayette, La.	52	Jarod DePriest	DT	6-5	285	Sr.	Trivoli, Ill.
5	Jon Bell	QB	6-3	195	Jr.	Naperville, Ill.	53	Joseph Vieth	LB	6-3	210	Fr.	Omaha, Neb.
5	Cullen McShane	LB	6-2	230	So.	Marquette, Iowa	54	Jalen Lee	OL	6-3	310	Sr.	Robbins, Ill.
6	Elijah Ervin	WR	6-1	195	Jr.	Phoenix, Ariz.	55	Aaron Wolfcale-Holsten	DT	6-2	285	Jr.	Gilbert, Ariz.
6	Jalen B. Lee	CB	6-0	200	So.	Wentzville, Mo.	56	Fernando Lecuona	DE	6-2	240	Fr.	Omaha, Neb.
7	Dalys Beanum	CB	6-1	200	Sr.	Omaha, Neb.	57	Levi Vanden Bos	DE	6-3	250	Jr.	Rock Valley, Iowa
7	Chase Mason	QB	6-4	230	Jr.	Hurley, S.D.	58	Jackson Kerstin	OL	6-4	280	R-Fr.	Naperville, Ill.
8	Sammy Dresie	WR	6-2	185	Fr.	Maize, Kan.	59	Carson Stroheen	LS	6-1	210	R-Fr.	Sioux City, Iowa
8	Blake Peterson	DE	6-4	255	Grad.	Beresford, S.D.	61	Evon Beerntsen	OL	6-4	300	Sr.	De Pere, Wis.
9	Caleb Frandl	LB	6-1	195	Sr.	Grand Island, Neb.	62	Kenyon BigBow	OL	6-5	295	R-Fr.	Anadarko, Okla.
10	Hunter Dustman	K/P	6-4	225	Sr.	East Bethel, Minn.	63	Kyan Rauk	OL	6-8	285	Fr.	Northfield, Minn.
11	Mark Gronowski	QB	6-3	230	Sr.	Naperville, Ill.	64	Ethan Vibert	OL	6-4	310	Sr.	Regina, Saskatchewan
11	Joe Ollman	LB	6-1	225	So.	Mequon, Wis.	66	Rhett Schaefer	DE	6-3	240	Fr.	Walcott, Iowa
12	Grahm Goering	WR	6-2	200	Jr.	Iowa City, Iowa	67	Ian Mutchler	OL	6-4	280	R-Fr.	Morton, Ill.
13	Jack Amer	QB	6-2	215	R-Fr.	Gilbert, Ariz.	68	Nick Bakken	OL	6-5	275	Fr.	Whitefish Bay, Wis.
13	Aydan Dautermann	CB	6-0	185	Jr.	Hartford, Wis.	69	Quinten Christensen	OL	6-5	300	Fr.	Westington Springs, S.D.
14	Colby Huerter	S	6-1	205	Sr.	Katy, Texas	71	Max Chapman	DT	6-2	300	Fr.	Creston, Iowa
15	Devon Cole Jr.	WR	5-10	185	Sr.	Clermont, Fla.	72	Hayden Venenga	OL	6-6	290	Fr.	Willmar, Minn.
15	Hudson Metcalf	LB	6-2	215	Sr.	Soldotna, Alaska	73	Caden Hotz	OL	6-2	280	Fr.	Waverly, Iowa
16	Noah St-Juste	CB	5-10	175	R-Fr.	Montreal, Quebec	74	Shane Willenbring	OL	6-4	285	Fr.	La Crosse, Wis.
17	Abe Hoskins III	CB	6-1	195	Sr.	Omaha, Neb.	75	Dawson Rudd	OL	6-6	290	So.	Claremore, Okla.
17	Jack Thue	QB	6-2	190	Fr.	Brandon, S.D.	76	Sam Hagen	OL	6-6	315	Jr.	Fordville, N.D.
18	Griffin Wilde	WR	6-2	200	So.	Sioux Falls, S.D.	77	William Paepke	OL	6-5	295	R-Fr.	Rapid City, S.D.
20	Kirby Vorhees	RB	5-11	205	R-Fr.	Lutz, Fla.	78	Marcus Hicks	OL	6-6	320	Sr.	Wichita, Kan.
21	Angel Johnson	RB	5-9	195	Jr.	Viborg, S.D.	79	Thomas Martian	OL	6-3	280	Fr.	Rapid City, S.D.
22	Colby Humphrey	CB	5-11	185	Sr.	Birmingham, Ala.	80	Lofton O'Groske	WR	6-2	200	Fr.	Coon Rapids, Minn.
23	Matthew Durrance	S	6-2	215	Jr.	Lutz, Fla.	81	Joey Neumann	TE	6-4	235	R-Fr.	Antioch, Ill.
24	Brenden Begeman	RB	6-2	220	R-Fr.	Selby, S.D.	82	Ky Oday Jr.	WR	5-11	180	So.	Denver, Colo.
25	Cale Reeder	S	6-0	190	Sr.	Yorkville, Ill.	83	David Alpers	TE	6-6	240	So.	Sioux Falls, S.D.
26	Kolten Tilford	S	5-9	180	R-Fr.	North Platte, Neb.	84	Joe Randle	WR	6-3	205	R-Fr.	St. Anthony, Minn.
27	Noah Thompson	S	6-0	185	So.	Brandon, S.D.	85	Joe Roll	WR	5-9	180	R-Fr.	Gretna, Neb.
28	Chase Van Tol	LB	6-1	200	R-Fr.	Tea, S.D.	86	Patrick Hoffmann	WR	6-1	195	Sr.	Naperville, Ill.
29	Graham Spalding	LB	6-2	215	Sr.	Oviedo, Fla.	87	Davin Stoffel	TE	6-6	250	R-Fr.	Mosinee, Wis.
30	Cody Cotton	CB	6-0	170	Jr.	Pleasant Prairie, Wis.	88	Greyton Gannon	TE	6-4	235	So.	Eagle, Wis.
31	Trey Ridley	S	6-1	200	Fr.	Overland Park, Kan.	89	Brody Gormley	TE	6-7	245	So.	Topeka, Kan.
32	Adam Bock	LB	6-1	225	Sr.	Solon, Iowa	90	Randy Keumogne	DE	6-3	240	Sr.	Oakdale, Minn.
33	Bryce Johnson	LB	6-3	215	So.	Parker, Colo.	91	Jace Sifore	DT	6-4	290	So.	Howard, S.D.
34	Maxwell Woods	RB	5-10	185	Fr.	Carver, Minn.	92	Sam Watts	DE	6-3	245	Fr.	Cedar Rapids, Iowa
35	Quinton Renfro	RB	5-11	185	Fr.	Joplin, Mo.	93	Max Baloun	DT	6-6	285	Sr.	Redfield, S.D.
36	Dane Miller	WR	6-3	185	So.	Hardy, Neb.	94	Kobe Clayborne	DT	6-0	275	Jr.	Sioux City, Iowa
37	Kaydon Olivia	LS	5-11	215	Jr.	Schertz, Texas	95	Zac Wilson	DE	6-4	245	Sr.	ChIPLEY, Fla.
37	Carsten Reynolds	LB	6-3	205	Fr.	Sedro-Wooley, Wash.	96	Bryce Hawthorne	DT	6-3	285	R-Fr.	Osseo, Minn.
38	Max Stanard	S	5-11	190	Fr.	Manhattan, Kan.	96	Jackson Isakson	K/P	6-2	190	R-Fr.	Aberdeen, S.D.
39	Isaac Kracl	RB	5-11	175	So.	Crete, Neb.	97	Reis Kirschenman	DE	6-4	245	R-Fr.	Tea, S.D.
40	Brayden Delahoyde	TE	6-5	220	Fr.	Spearfish, S.D.	98	Mac Muller	DT	6-1	270	Fr.	Osage, Iowa
40	Aaron Kusler	LB	6-3	230	Sr.	Sioux Falls, S.D.	99	Dawson Ripperda	DE	6-4	245	So.	Larchwood, Iowa
41	Max Pelham	P	6-1	195	Jr.	Ankeny, Iowa	99	Jack Stevens	K	6-0	160	Fr.	North Augusta, S.C.
42	Anthony Palano	LB	6-1	210	Fr.	Arlington Heights, Ill.							
43	Andrew Gustad	TE	6-1	235	So.	Volin, S.D.							
44	Kevin Brenner	TE	6-3	240	Sr.	Silver Lake, Wis.							
45	Boden Schiller	LB	6-1	200	Fr.	Volga, S.D.							



JIMMY ROGERS

Head Coach • Second Season

Alma Mater: South Dakota State, 2009

Jimmy Rogers was introduced as the 21st head football coach in South Dakota State University history on Jan. 20, 2023, continuing his long association with Jackrabbit football that began as a student-athlete and has continued through the coaching ranks.

In his first season as a head coach, Rogers led the Jackrabbits to their second consecutive Football Championship Subdivision national title and finished the 2023 campaign with a perfect 15-0 record. SDSU held the top spot in both major FCS polls throughout the 2023 season and carried a 29-game winning streak — the third-longest winning streak in subdivision history — into his second season. He became the second SDSU head coach in as many years to be honored with the Eddie Robinson Award as the top FCS coach, joining his mentor, John Stiegelmeier, in 2022.

SDSU led the FCS ranks 10 different statistical categories on both sides of the ball in 2023, most notably scoring defense (9.3 points per game), total defense (257.2 yards per game), team passing efficiency (174.26) and third-down conversion percentage (.535). The Jackrabbits raised their level of play during their four-game postseason run, outscoring the opposition by a combined 146-15, including posting a pair of shutouts.

Six members of the 2023 team were honored on All-America teams, including Walter Payton Award winner Mark Gronowski at quarterback. In addition, a total of eight players were either drafted or signed free agent NFL contracts.

Rogers also played an integral role in the Jackrabbits winning their first national title in football during the 2022 season by directing a defense that led the Football Championship Subdivision in rushing defense by allowing only 88.1 yards per game on the ground. SDSU tied for the FCS lead with 18 interceptions and also ranked second in total defense (274.1 yards per game), third in scoring defense (15.8 points per game) and fourth in turnovers gained (26).

The Jackrabbits finished the 2022 season on a 14-game winning streak and held the No. 1 ranking in both the Stats Perform media poll and FCS coaches' poll the final two months of the year.

Rogers was honored as the 2022 FCS Coordinator of the Year by FootballScoop.com, and also was selected to participate in the AFCA's 35 Under 35 Coaches Leadership Institute.

A former standout defensive player for South Dakota State, Rogers returned to his alma mater in June 2013 to coach the Jackrabbit linebackers.

The 2022 campaign marked his first — and only — season as the team's sole defensive coordinator duties after sharing the role for three seasons. He previously was elevated to assistant head coach after the 2019 campaign.

In his first season, Rogers directed a linebacking corps whose three regular starters — R.C. Kilgore, T.J. Lally and Charles Elmore — combined for 290 tackles. Kilgore led the team with 134 tackles and also led the nation with five fumble recoveries en route to first-team all-Missouri Valley Football Conference recognition.

Rogers again coached a 100-tackle performer in 2014 as Lally led the squad with 117 tackles en route to earning second-team all-MVFC recognition.

The 2015 Jackrabbit linebacking crew again featured the squad's top two tacklers as Lally turned in the third 100-tackle season of his career with a team-best 102 stops and Jesse Bobbit added 97 tackles. Lally received second-team all-MVFC recognition for the third time, while Bobbit was an honorable mention selection.

Under Rogers' guidance, Christian Rozeboom burst onto the Football Championship landscape in 2016 by being named MVFC Freshman of the Year and finishing second in the balloting for the STATS FCS Jerry Rice Award as the top freshman in the Football Championship Subdivision after tallying a team-best 132 tackles.

Rogers' linebacking corps again earned multiple awards en route to the FCS title game during the 2020-21 season that was moved to the spring. The team's starters ranked as the top three tacklers during the 10-game season as Adam Bock (74 tackles), Logan Backhaus (72 tackles) and Preston Tetzlaff (70 tackles) paced the squad. Backhaus was honored on a number of All-America teams, while Bock was a freshman All-America honoree and Tetzlaff was awarded the NCAA Elite 90 Award at the national championship.

In all, Rogers coached a 100-tackle linebacker in eight of his 10 seasons leading the position group.

A native of Hamilton, Arizona, Rogers previously served as a graduate assistant at both SDSU (2010-11) and Florida Atlantic University in Boca Raton, Florida (2012).

As a player, Rogers lettered for the Jackrabbits from 2006-09 and was a two-time all-conference selection. He led both the team and the Great West Football Conference with 110 tackles in 2007 as South Dakota State claimed the league title and Rogers was a first-team all-GWFC selection. He again led the squad in tackles in 2008 with 93 en route to earning second-team all-Missouri Valley Football Conference honors.

He was a captain on the Jackrabbits' first FCS playoff team in 2009, recording 66 tackles his senior season to finish his four-year career with 312 stops in 46 games. He also intercepted three passes and forced three fumbles in an SDSU uniform.

THE ROGERS FILE

AS HEAD COACH

- 15-1 record in two seasons
- 2023 Eddie Robinson Award recipient
- Led South Dakota State to first perfect season in program history
- 2023 Missouri Valley Football Conference champion

AS AN ASSISTANT COACH

- Team Record of 97-36 over 10 Seasons as a full-time assistant coach
- 10 Consecutive FCS Playoff Berths
- 2022 FCS National Champions
- Linebackers Coach (2013-22)
- Co-Defensive Coordinator (2019-21)
- Defensive Coordinator (2022)
- FootballScoop.com FCS Coordinator of the Year (2022)
- AFCA 35 Under 35 Coaches Leadership Institute (2022)

AS A PLAYER

- Four-Year Letterman (2006-09)
- Team Captain (2009)
- First-Team All-Great West Football Conference (2007)
- Second-Team All-Missouri Valley Football Conference (2008)
- Two-Time Team Tackles Leader (110 in 2007, 93 in 2008)
- Career Totals Included: 312 Tackles, 3 Interceptions and 3 Forced Fumbles



7-DALYS BEANUM

6-0, 200, Senior • Cornerback

Omaha, Nebraska (Millard West H.S.)

FOOTBALL HONORS AND HIGHLIGHTS:

- All-Missouri Valley Football Conference Honorable Mention (2022, 2023)
- MVFC Commissioner's List of Academic Excellence (2021)
- MVFC Honor Roll (2020-21, 2021, 2023)

OTHER CAREER NOTES:

- Tied for fifth on SDSU career charts with 11 interceptions
- Led team in interceptions in both 2021 (4) and 2023 (5)
- Returned interceptions for touchdowns against Dixie State [Utah Tech] (36 yards) and UC Davis (59 yards) during 2021 season

DALYS BEANUM'S CAREER STATISTICS

YEAR	G	SOLO	AST	TOTAL	TFL-Yds	SACK-Yds	PBU	INT-Yds	BK	FR-Yds	FF
2020-21	7	1	1	2	0-0	0-0	1	0-0	0	0-0	0
2021	15	12	8	20	2.5-3	0-0	1	4-96	0	0-0	1
2022	15	27	10	37	0.5-2	0-0	9	2-10	1	1-0	0
2023	15	15	14	29	0-0	0-0	7	5-66	0	0-0	0
2024	1	3	4	7	0-0	0-0	0	0-0	0	0-0	0
CAREER	53	58	37	95	3.0-5	0-0	18	11-172	1	1-0	1

SDSU CAREER INTERCEPTIONS

1. Charlie Clarksean, 1970-73.....14
2. Mark Struck, 1991-9513
3. Mike Jaunich, 1991-9412
- Wayne Rasmussen, 1961-6312
5. Dan Dummermuth, 1979-8111
- Dalys Benum, 2020-present11**
7. Mike Breske, 1976-8010
- Jim Smith, 1982-8310
- Greg Osmundson, 1986-8910
- Chris Coauette, 2001-0410
- Tyler Koch, 2004-0710
- Conrad Kjerstad, 2007-1010
- Je Ryan Butler, 2012-1510

DALYS BEANUM'S 2020-21 GAME-BY-GAME STATISTICS

Game	Solo	Ast	Total	TFL-Yds	Int-Yds	PBU	FF	FR
Western Illinois	0	1	1	0-0	0-0	1	0	0
Southern Illinois	0	0	0	0-0	0-0	0	0	0
North Dakota St.	0	0	0	0-0	0-0	0	0	0
Holy Cross	0	0	0	0-0	0-0	0	0	0
Southern Illinois	1	0	1	0-0	0-0	0	0	0
Delaware	0	0	0	0-0	0-0	0	0	0
Sam Houston	0	0	0	0-0	0-0	0	0	0
Season Totals	1	1	2	0-0	0-0	1	0	0

DALYS BEANUM'S 2021 GAME-BY-GAME STATISTICS

Game	Solo	Ast	Total	TFL-Yds	Int-Yds	PBU	FF	FR
Colorado State	2	1	3	0-0	0-0	0	0	0
Lindenwood	1	0	1	0-0	0-0	0	0	0
Indiana State	0	3	3	0.5-0	0-0	0	0	0
Dixie State	1	1	2	0.5-1	1-36	0	0	0
Southern Illinois	1	1	2	0-0	0-0	0	0	0
Western Illinois	1	0	1	1.0-2	0-0	0	0	0
Northern Iowa	0	1	1	0-0	0-0	0	0	0
Youngstown St.	0	1	1	0.5-0	0-0	0	0	0
North Dakota St.	0	0	0	0-0	0-0	0	0	0
South Dakota	0	0	0	0-0	0-0	0	0	0
North Dakota	0	0	0	0-0	0-0	0	0	0
UC Davis	1	0	1	0-0	3-60	0	0	0
Sacramento St.	2	0	2	0-0	0-0	1	0	0
Villanova	3	0	3	0-0	0-0	0	1	0
Montana State	0	0	0	0-0	0-0	0	0	0
Season Totals	12	8	20	2.5-3	4-96	1	1	0

JACKRABBITS TO WATCH

DALYS BEANUM'S 2022 GAME-BY-GAME STATISTICS

Game	Solo	Ast	Total	TFL-Yds	Int-Yds	PBU	FF	FR
Iowa	2	2	4	0-0	0-0	0	0	0
UC Davis	1	2	3	0.5-2	0-0	0	0	0
Butler	0	1	1	0-0	0-0	1	0	0
Missouri State	2	0	2	0-0	0-0	0	0	0
Western Illinois	0	2	2	0-0	0-0	1	0	0
South Dakota	2	1	3	0-0	1-0	0	0	0
North Dakota St.	4	0	4	0-0	0-0	1	0	0
North Dakota	1	0	1	0-0	0-0	0	0	0
Indiana State	1	0	1	0-0	1-10	1	0	0
Northern Iowa	1	0	1	0-0	0-0	0	0	0
Illinois State	1	0	1	0-0	0-0	1	0	0
Delaware	3	0	3	0-0	0-0	0	0	0
Holy Cross	6	2	7	0-0	0-0	2	0	0
Montana State	2	0	2	0-0	0-0	1	0	0
North Dakota St.	1	0	1	0-0	0-0	1	0	1
Season Totals	27	10	37	0.5-2	2-10	9	0	1

Note: Blocked punt versus South Dakota

DALYS BEANUM'S 2024 GAME-BY-GAME STATISTICS

Game	Solo	Ast	Total	TFL-Yds	Sack-Yds	Int-Yds	FF	FR
Oklahoma State	3	4	7	0-0	0-0	0-0	0	0
Season Totals	3	4	7	0-0	0-0	0-0	0	0

DALYS BEANUM'S 2023 GAME-BY-GAME STATISTICS

Game	Solo	Ast	Total	TFL-Yds	Int-Yds	PBU	FF	FR
Western Oregon	1	0	1	0-0	0-0	0	0	0
Montana State	0	2	2	0-0	0-0	0	0	0
Drake	0	0	0	0-0	0-0	0	0	0
North Dakota	2	1	3	0-0	0-0	1	0	0
Illinois State	4	2	6	0-0	0-0	2	0	0
Northern Iowa	2	0	2	0-0	0-0	0	0	0
Southern Illinois	1	2	3	0-0	1-31	0	0	0
South Dakota	0	2	2	0-0	0-0	2	0	0
North Dakota St.	1	2	3	0-0	0-0	1	0	0
Youngstown St.	1	0	1	0-0	0-0	0	0	0
Missouri State	1	1	2	0-0	0-0	0	0	0
Mercer	0	1	1	0-0	1-0	0	0	0
Villanova	2	1	3	0-0	1-0	0	0	0
UAlbany	0	0	0	0-0	1-0	0	0	0
Montana	0	0	0	0-0	1-35	0	0	0
Season Totals	15	14	29	0-0	5-66	7	0	0



32-ADAM BOCK

6-1, 225, Senior • Linebacker

Solon, Iowa (Solon H.S.)

FOOTBALL HONORS AND HIGHLIGHTS:

- Stats Perform FCS Buck Buchanan Award Finalist (2021)
- HERO Sports FCS All-America First Team (2021)
- Stats Perform FCS All-America Second Team (2021)
- HERO Sports FCS Sophomore All-America Team (2021)
- HERO Sports FCS Freshman All-America Team (2020-21)
- All-Missouri Valley Football Conference First Team (2021, 2022)
- MVFC All-Newcomer Team (2020-21)
- MVFC Defensive Player of the Week (April 17, 2021; Sept. 3, 2022)
- Football Championship Subdivision Athletics Directors Association Academic All-Star (2023)
- College Sports Communicators Academic All-District (2022)
- MVFC All-Academic/Scholar-Athlete First Team (2021, 2022, 2023)
- MVFC Commissioner's Academic Excellence Award (2020-21, 2022, 2023)
- MVFC Honor Roll (2019, 2020-21, 2021, 2022, 2023)
- Team Captain (2022, 2023, 2024)
- Returned interception 39 yards for touchdown in Nov. 27, 2021 FCS playoff game versus UC Davis
- Blocked and returned PAT for defensive extra point Oct. 30, 2021 at Youngstown State
- Has recorded double figures for tackles in a game 15 times in his career

SDSU SINGLE-SEASON TACKLES

1. Ross Shafrath, 2012	150
2. R.C. Kilgore, 2013	134
3. Christian Rozeboom, 2016	132
4. Christian Rozeboom, 2017	127
5. Adam Bock, 2021.....	125
6. T.J. Lally, 2014	117
7. Chris Coauette, 2004.....	115
8. Christian Rozeboom, 2019	111
9. Jimmy Rogers, 2007	110
Jesse Bobbit, 2016	110

SDSU CAREER TACKLES

1. Christian Rozeboom, 2016-19	475
2. Greg Osmundson, 1986-89	435
3. T.J. Lally, 2012-15.....	415
4. J.D. Alexander, 1971-74	393
5. Adam Bock, 2019-present	356
6. Darrin Thurston, 1984-87	340
7. Logan Backhaus, 2017-21	329
8. Mark Huelskamp, 1972-75	328
9. Sterne Akin, 1995-98	325
10. Doug Miller, 1989-92	322

Note: Tackles not officially recognized as an NCAA statistic until 2000

ADAM BOCK'S CAREER STATISTICS

YEAR	G	SOLO	AST	TOTAL	TFL-Yds	SACK-Yds	PBU	INT-Yds	BK	FR-Yds	FF
2019	4	3	1	4	0-0	0-0	0	0-0	0	0-0	0
2020-21	10	36	38	74	5.5-20	2.0-15	0	0-0	0	0-0	0
2021	15	66	59	125	9.5-31	2.5-15	6	2-55	1	0-0	2
2022	11	39	37	76	7.5-26	4.0-17	0	0-0	0	1-0	1
2023	10	35	30	65	2.5-12	2.0-11	0	0-0	0	0-0	2
2024	1	6	6	12	0-0	0-0	0	0-0	0	0-0	0
CAREER	51	185	171	356	25.0-89	10.5-58	6	2-55	1	1-0	5

ADAM BOCK'S 2019 GAME-BY-GAME STATISTICS

Game	Solo	Ast	Total	TFL-Yds	Sack-Yds	Int-Yds	FF	FR
Drake	0	0	0	0-0	0-0	0-0	0	0
North Dakota St.	0	0	0	0-0	0-0	0-0	0	0
Illinois State	2	0	2	0-0	0-0	0-0	0	0
Northern Iowa	1	1	2	0-0	0-0	0-0	0	0
Season Totals	3	1	4	0-0	0-0	0-0	0	0

ADAM BOCK'S 2020-21 GAME-BY-GAME STATISTICS

Game	Solo	Ast	Total	TFL-Yds	Sack-Yds	Int-Yds	FF	FR
Northern Iowa	4	1	5	1.0-7	1.0-7	0-0	0	0
North Dakota	0	0	0	0-0	0-0	0-0	0	0
Western Illinois	3	5	8	0-0	0-0	0-0	0	0
Youngstown St.	1	1	2	0-0	0-0	0-0	0	0
Southern Illinois	2	8	10	0-0	0-0	0-0	0	0
North Dakota St.	8	5	13	2.5-4	0-0	0-0	0	0
Holy Cross	3	6	9	0-0	0-0	0-0	0	0
Southern Illinois	7	6	13	1.0-1	0-0	0-0	0	0
Delaware	4	2	6	1.0-8	1.0-8	0-0	0	0
Sam Houston	4	4	8	0-0	0-0	0-0	0	0
Season Totals	36	38	74	5.5-20	2.0-15	0-0	0	0

JACKRABBITS TO WATCH

ADAM BOCK'S 2021 GAME-BY-GAME STATISTICS

Game	Solo	Ast	Total	TFL-Yds	Sack-Yds	Int-Yds	FF	FR
Colorado State	7	1	8	2.0-3	0-0	0-0	0	0
Lindenwood	2	1	3	0-0	0-0	0-0	0	0
Indiana State	0	10	10	0.5-0	0-0	1-16	0	0
Dixie State	2	1	3	0-0	0-0	0-0	0	0
Southern Illinois	10	7	17	0.5-2	0.5-2	0-0	1	0
Western Illinois	5	2	7	0-0	0-0	0-0	0	0
Northern Iowa	6	4	10	0-0	0-0	0-0	0	0
Youngstown St.	2	1	3	0.5-1	0-0	0-0	0	0
North Dakota St.	5	8	13	2.5-8	1.0-2	0-0	1	0
South Dakota	11	3	14	2.0-13	1.0-11	0-0	0	0
North Dakota	5	7	12	1.0-2	0-0	0-0	0	0
UC Davis	3	3	6	0-0	0-0	0-0	0	0
Sacramento St.	1	5	6	0-0	0-0	0-0	0	0
Villanova	3	4	7	0-0	0-0	0-0	0	0
Montana State	4	2	6	0.5-2	0-0	0-0	0	0
Season Totals	66	59	125	9.5-31	2.5-15	1-16	2	0

Note: Blocked and returned extra point for 2-point defensive conversion Oct. 30 at Youngstown State

ADAM BOCK'S 2023 GAME-BY-GAME STATISTICS

Game	Solo	Ast	Total	TFL-Yds	Sack-Yds	Int-Yds	FF	FR
Western Oregon	DNP-Injury							
Montana State	DNP-Injury							
Drake	DNP-Injury							
North Dakota	5	5	10	1.5-9	1.0-8	0-0	0	0
Illinois State	DNP-Injury							
Northern Iowa	DNP-Injury							
Southern Illinois	2	0	2	0-0	0-0	0-0	0	0
South Dakota	4	2	6	0-0	0-0	0-0	0	0
North Dakota St.	2	2	4	0-0	0-0	0-0	1	0
Youngstown St.	2	5	7	1.0-3	1.0-3	0-0	0	0
Missouri State	4	2	6	0-0	0-0	0-0	0	0
Mercer	0	1	1	0-0	0-0	0-0	0	0
Villanova	5	6	11	0-0	0-0	0-0	0	0
UAlbany	4	3	7	0-0	0-0	0-0	0	0
Montana	7	4	11	0-0	0-0	0-0	1	0
Season Totals	35	30	65	2.5-12	2.0-11	0-0	2	0

ADAM BOCK'S 2022 GAME-BY-GAME STATISTICS

Game	Solo	Ast	Total	TFL-Yds	Sack-Yds	Int-Yds	FF	FR
Iowa	6	7	13	0-0	0-0	0-0	1	1
UC Davis	6	3	9	1.0-1	0-0	0-0	0	0
Butler	3	1	4	0-0	0-0	0-0	0	0
Missouri State	4	3	7	1.0-5	1.0-5	0-0	0	0
Western Illinois	8	2	10	0-0	0-0	0-0	0	0
South Dakota	3	4	7	2.5-10	2.0-9	0-0	0	0
North Dakota St.	1	6	7	0-0	0-0	0-0	0	0
North Dakota	1	0	1	0-0	0-0	0-0	0	0
Indiana St.	DNP-Injury							
Northern Iowa	DNP-Injury							
Illinois State	DNP-Injury							
Delaware	DNP-Injury							
Holy Cross	1	3	4	0.5-4	0-0	0-0	0	0
Montana State	6	2	8	2.5-6	1.0-3	0-0	0	0
North Dakota St.	0	6	6	0-0	0-0	0-0	0	0
Season Totals	39	37	76	7.5-26	4.0-17	0-0	1	1

ADAM BOCK'S 2024 GAME-BY-GAME STATISTICS

Game	Solo	Ast	Total	TFL-Yds	Sack-Yds	Int-Yds	FF	FR
Oklahoma State	6	6	12	0-0	0-0	0-0	0	0
Season Totals	6	6	12	0-0	0-0	0-0	0	0



11-MARK GRONOWSKI

6-3, 230, Senior • Quarterback
Naperville, Illinois (Neuqua Valley H.S.)

FOOTBALL HONORS AND HIGHLIGHTS:

- Walter Payton Award (2023)
- Football Championship Subdivision Athletics Directors Association Offensive Player of the Year (2023)
- Phil Steele FCS Offensive Player of the Year (2023)
- Phil Steele FCS Freshman of the Year (2020-21)
- Stats Perform Jerry Rice Award Finalist/Runner-up (2020-21)
- Associated Press FCS All-America First Team (2023)
- Stats Perform FCS All-America First Team (2023)
- FCS ADA All-America Team (2023)
- Walter Camp FCS All-America First Team (2023)
- American Football Coaches Association FCS All-America Second Team (2023)
- HERO Sports FCS Freshman All-America Team (2020-21)
- HERO Sports FCS Sophomore All-America Team (2022)
- Missouri Valley Football Conference Offensive Player of the Year (2020-21, 2023)
- MVFC Newcomer of the Year (2020-21)
- MVFC Freshman of the Year (2020-21)
- All-MVFC First Team (2020-21, 2023)
- All-MVFC Second Team (2022)
- Stats Perform FCS National Freshman Player of the Week (Feb. 19, 2021)
- MVFC Offensive Player of the Week (March 6, 2021; Sept. 24, 2022; Oct. 22, 2022; Nov. 18, 2023)
- MVFC Newcomer of the Week (Feb. 19, 2021; April 17, 2021)
- Football Championship Subdivision Athletics Directors Association Scholar-Athlete of the Year (2023)
- College Sports Communicators Academic All-America Second Team (2023)
- FCS ADA Academic All-Star (2023)
- CSC Academic All-District (2022, 2023)
- MVFC Scholar-Athlete First Team (2022, 2023)
- MVFC Commissioner's Academic Excellence Award (2021, 2022, 2023)
- MVFC Honor Roll (2020-21, 2021, 2022, 2023)
- Team Captain (2022, 2023, 2024)

SDSU CAREER PASSING YARDS

1. Taryn Christion, 2015-18	11,535
2. Austin Sumner, 2011-14	9,458
3. Mark Gronowski, 2020-present	7,854
4. Ryan Berry, 2005-08	6,023
5. Ted Wahl, 1985-88	6,016
6. Brad Nelson, 2001-04	5,382
7. Andy Rennerfeldt, 1997-2000	5,377
8. Dan Fjeldheim, 1999-2002	5,176
9. Todd McDonald, 1990-93	4,999
10. Mike Busch, 1984-85	4,980

SDSU SINGLE-SEASON PASSING YARDS

1. Taryn Christion, 2016	3,714
2. Taryn Christion, 2017	3,515
3. Chris Oladokun, 2021	3,164
4. Brad Nelson, 2003	3,141
5. Ryan Berry, 2008	3,106
6. Mark Gronowski, 2023	3,058
7. Taryn Christion, 2018	3,020
8. Austin Sumner, 2013	2,999
9. Mark Gronowski, 2022	2,967
10. Todd McDonald, 1993	2,715

MARK GRONOWSKI'S CAREER STATISTICS

Year	GP	Eff.	Comp	Att	Int	Pct.	Yds	TD	LG	Rush	Yds	TD	LG
2020-21	10	150.51	108	188	3	57.4	1,565	15	*76	83	577	7	*80
2021	DNP-Injury												
2022	15	156.47	232	356	5	65.2	2,967	26	57	111	408	12	51
2023	15	179.67	209	307	5	68.1	3,058	29	*60	93	402	8	32
2024	1	129.93	20	36	1	55.6	264	2	*60	10	17	0	10
Career	41	162.16	569	887	14	64.1	7,854	72	*76	297	1,404	27	*80

* denotes touchdown

MARK GRONOWSKI'S 2020-21 GAME-BY-GAME STATISTICS

Game	Comp	Att	Int	Yds	TD	LG	Rush	Yds	TD	LG
^Northern Iowa	19	29	0	194	2	43	10	24	1	13
^North Dakota	16	32	2	309	2	*76	7	-5	0	5
^Western Illinois	12	19	0	178	2	*44	4	120	2	*80
^Youngstown State	12	28	1	158	1	39	9	15	1	8
^Southern Illinois	7	11	0	63	0	20	13	103	2	17
^North Dakota State	10	14	0	149	1	28	16	126	0	55
^Holy Cross	12	21	0	153	3	*45	2	15	0	9
^Southern Illinois	9	16	0	183	2	31	13	142	1	*67
^Delaware+	10	16	0	162	2	36	7	27	0	13
^Sam Houston	1	2	0	16	0	16	2	10	0	3
Season Totals	108	188	3	1,565	15	*76	83	577	7	*80

^ started game

+ caught 24-yard touchdown pass

JACKRABBITS TO WATCH

SDSU CAREER

PASSING TOUCHDOWNS

1. Taryn Christion, 2015-18	104
2. Mark Gronowski, 2020-present	72
3. Austin Sumner, 2011-14	65
4. Ryan Berry, 2005-08	56
5. Brad Nelson, 2001-04	47
6. Ted Wahl, 1985-88	43
7. Ron Meyer, 1963-65	41
8. Todd McDonald, 1990-93	36
9. Noel Bouché, 1996-98	36
10. Dan Fjeldheim, 1999-2002	32
Andy Rennerfeldt, 1997-2000	32

SINGLE-SEASON

PASSING TOUCHDOWNS

1. Taryn Christion, 2017	35
2. Taryn Christion, 2018	32
3. Ryan Berry, 2008	30
Taryn Christion, 2016	30
5. Mark Gronowski, 2023	29
6. Brad Nelson, 2003	27
7. Mark Gronowski, 2022	26
8. Todd McDonald, 1993	25
Chris Oladokun, 2021	25
10. Brad Nelson, 2004	20

SDSU CAREER

RUSHING TOUCHDOWNS

1. Josh Ranek, 1997-2001	62
2. Zach Zenner, 2011-14	61
3. Isaiah Davis, 2020-23	50
4. Kyle Minett, 2007-10	47
5. Pierre Strong, Jr.; 2018-21	40
6. Jerry Welch, 1951-54	34
7. Dan Sonnek, 1984-87	32
8. Scott Nedved, 1998-2002	30
9. Anthony Watson, 2003-06	29
10. Mark Gronowski, 2020-present	27

MARK GRONOWSKI'S 2022 GAME-BY-GAME STATISTICS

Game	Comp	Att	Int	Yds	TD	LG	Rush	Yds	TD	LG
^Iowa	10	26	0	87	0	20	10	-21	0	3
^UC Davis	13	21	2	110	1	17	7	9	2	7
^Butler	17	25	0	279	3	54	8	55	1	23
^Missouri State	22	29	0	319	4	*40	7	9	0	7
^Western Illinois	17	33	0	188	1	20	3	8	1	11
^South Dakota	12	20	1	136	1	*28	9	43	0	8
^North Dakota State	16	21	0	152	0	39	9	2	0	14
^North Dakota	15	20	0	197	3	39	6	20	2	10
^Indiana State	22	28	0	233	3	24	2	9	1	7
^Northern Iowa	21	34	1	263	1	57	4	20	0	11
^Illinois State	20	28	1	283	1	51	13	25	1	14
^Delaware	11	15	0	131	1	34	8	73	1	51
^Holy Cross	12	22	0	177	2	44	10	47	1	18
^Montana State	10	13	0	189	2	38	10	52	1	16
^North Dakota State	14	21	0	223	3	44	5	57	1	*51
Season Totals	232	356	5	2,967	26	57	111	408	12	*51

MARK GRONOWSKI'S 2023 GAME-BY-GAME STATISTICS

Game	Comp	Att	Int	Yds	TD	LG	Rush	Yds	TD	LG
^Western Oregon	8	10	0	121	1	*31	2	11	1	*6
^Montana State	13	22	0	184	2	40	10	26	1	*20
^Drake	18	25	1	226	5	24	3	19	1	11
^North Dakota	13	22	0	167	1	27	4	22	1	14
^Illinois State	11	17	0	171	3	*60	8	38	1	*14
^Northern Iowa	21	26	0	291	3	38	7	30	1	11
^Southern Illinois	15	21	1	161	1	*49	5	-9	0	8
^South Dakota	13	19	1	207	0	52	7	43	0	13
^North Dakota State	12	19	0	213	2	*46	7	10	0	10
^Youngstown State	19	28	0	295	3	*56	1	5	0	5
^Missouri State	16	23	0	323	2	40	7	25	1	14
^Mercer	11	16	1	158	1	28	11	40	0	11
^Villanova	11	19	0	101	1	26	8	39	0	15
^UAlbany	15	19	0	265	3	47	5	50	0	32
^Montana	13	21	1	175	1	34	8	53	1	33
Season Totals	209	307	5	3,058	29	*60	93	402	8	33

MARK GRONOWSKI'S 2024 GAME-BY-GAME STATISTICS

Game	Comp	Att	Int	Yds	TD	LG	Rush	Yds	TD	LG
^Oklahoma State	20	36	1	264	2	*60	10	17	0	10
Season Totals	20	36	1	264	2	*60	10	17	0	10

^ started game
* denotes touchdown



3-AMAR JOHNSON

5-10, 200, Senior • Running Back

O'Fallon, Missouri (Chaminade College Prep)

FOOTBALL HONORS AND HIGHLIGHTS:

- All-Missouri Valley Football Conference First Team (2023)
- MVFC Honor Roll (2021, 2022)

AMAR JOHNSON'S CAREER STATISTICS

Year	Rush	Yds	Avg	TD	LG	Rec	Yds	TD	LG	KOR	Yds	Avg	TD	LG
2021	86	427	5.0	3	28	2	38	0	34	6	102	17.0	0	29
2022	130	744	5.7	7	55	13	125	1	29	1	17	17.0	0	17
2023	128	801	6.3	4	54	12	122	0	17	12	282	23.5	0	51
2024	9	73	8.1	0	40	2	17	0	13	0	0	0.0	0	0
Career	353	2,045	5.8	14	55	29	302	1	34	19	401	21.1	0	51

* denotes touchdown

AMAR JOHNSON'S 2021 GAME-BY-GAME STATISTICS

Game	Rush	Yds	TD	LG	Rec	Yds	TD	LG	KOR	Yds	TD	LG
Colorado State	3	2	0	3	0	0	0	0	0	0	0	0
Lindenwood	15	105	1	28	0	0	0	0	0	0	0	0
Indiana State	9	44	1	22	1	34	0	34	0	0	0	0
Dixie State	9	33	0	11	0	0	0	0	0	0	0	0
Southern Illinois	1	8	0	8	0	0	0	0	1	21	0	21
Western Illinois	11	57	0	20	0	0	0	0	1	22	0	22
Northern Iowa	0	0	0	0	0	0	0	0	0	0	0	0
Youngstown State	18	87	1	16	0	0	0	0	0	0	0	0
North Dakota State	2	1	0	2	0	0	0	0	0	0	0	0
South Dakota	0	0	0	0	1	4	0	4	1	29	0	29
North Dakota	0	0	0	0	0	0	0	0	0	0	0	0
UC Davis	4	26	0	13	0	0	0	0	2	14	0	15
Sacramento State	0	0	0	0	0	0	0	0	0	0	0	0
Villanova	14	64	0	24	0	0	0	0	1	16	0	16
Montana State	DNP											
Season Totals	86	427	3	28	2	38	0	34	6	102	0	29

AMAR JOHNSON'S 2022 GAME-BY-GAME STATISTICS

Game	Rush	Yds	TD	LG	Rec	Yds	TD	LG	KOR	Yds	TD	LG
Iowa	2	3	0	2	0	0	0	0	0	0	0	0
UC Davis	6	39	0	9	1	5	0	5	0	0	0	0
Butler	4	11	0	6	1	29	0	29	0	0	0	0
Missouri State	7	42	0	24	0	0	0	0	1	17	0	0
Western Illinois	9	33	0	10	1	3	0	3	0	0	0	0
South Dakota	14	53	0	10	0	0	0	0	0	0	0	0
North Dakota State	12	89	1	29	2	19	0	17	0	0	0	0
North Dakota	14	71	1	20	0	0	0	0	0	0	0	0
Indiana State	10	75	1	27	2	22	0	20	0	0	0	0
Northern Iowa	11	39	1	16	0	0	0	0	0	0	0	0
Illinois State	8	39	0	16	0	0	0	0	0	0	0	0
Delaware	9	40	1	9	0	0	0	0	0	0	0	0
Holy Cross	5	15	0	5	0	0	0	0	0	0	0	0
Montana State	10	69	1	38	3	31	1	23	0	0	0	0
North Dakota State	9	126	1	55	1	0	0	0	0	0	0	0
Season Totals	130	744	7	55	13	125	1	29	1	17	0	17

SDSU CAREER RUSHING YARDS

1. Josh Ranek, 1997-20016,744
2. Zach Zenner, 2011-146,548
3. Isaiah Davis, 2020-23.....4,548
4. Pierre Strong, Jr., 2018-214,527
5. Kyle Minett, 2007-104,277
6. Anthony Watson, 2003-063,712
7. Dan Sonnek, 1984-873,304
8. Les Tuma, 1970-733,018
9. Cory Koenig, 2004-072,990
10. Brady Mengarelli, 2014-172,677

Amar Johnson, 2021-present2,045

JACKRABBITS TO WATCH

100-YARD RUSHING GAMES

126 yards • vs. North Dakota State, 1-8-2023

107 yards • vs. Mercer, 12-2-2023

106 yards • at Illinois State, 10-7-2023

105 yards • vs. Lindenwood, 9-11-2021

AMAR JOHNSON'S 2023 GAME-BY-GAME STATISTICS

Game	Rush	Yds	TD	LG	Rec	Yds	TD	LG	KOR	Yds	TD	LG
Western Oregon	8	70	0	30	0	0	0	0	1	20	0	20
Montana State	5	47	0	26	2	19	0	17	0	0	0	0
Drake	12	63	1	17	1	6	0	6	2	73	0	51
North Dakota	13	56	0	13	2	23	0	13	0	0	0	0
Illinois State	11	106	0	44	0	0	0	0	1	34	0	34
Northern Iowa	9	35	0	8	2	23	0	15	1	20	0	20
Southern Illinois	10	67	0	24	1	1	0	1	2	48	0	25
South Dakota	8	66	2	20	1	8	0	8	1	14	0	14
North Dakota State	9	36	0	14	1	15	0	15	1	17	0	17
Youngstown State	2	6	0	7	0	0	0	0	0	0	0	0
Missouri State	10	45	1	11	0	0	0	0	3	56	0	21
Mercer	11	107	0	54	1	17	0	17	0	0	0	0
Villanova	4	13	0	6	0	0	0	0	0	0	0	0
UAlbany	7	34	0	11	0	0	0	0	0	0	0	0
Montana	9	50	0	13	1	10	0	10	0	0	0	0
Season Totals	128	801	4	54	12	122	0	17	12	282	0	51

AMAR JOHNSON'S 2024 GAME-BY-GAME STATISTICS

Game	Rush	Yds	TD	LG	Rec	Yds	TD	LG	KOR	Yds	TD	LG
Oklahoma State	9	73	0	40	2	17	0	13	0	0	0	0
Season Totals	9	73	0	40	2	17	0	13	0	0	0	0



1-TUCKER LARGE

5-11, 180, Junior • Safety/Punt Returner
Sioux Falls, South Dakota (Roosevelt H.S.)

FOOTBALL HONORS AND HIGHLIGHTS:

- All-Missouri Valley Football Conference First Team (2023–Defensive Back)
- All-MVFC Second Team (2023–Return Specialist)
- MVFC All-Newcomer Team (2022)
- MVFC Special Teams Player of the Week (Sept. 16, 2023)
- MVFC Commissioner's Academic Excellence Award (2022)
- MVFC Honor Roll (2021, 2022)

TUCKER LARGE'S CAREER STATISTICS

Year	Solo	Ast	Total	TFL-Yds	Sack-Yds	Int-Yds	PBU	FF	FR-Yds	PR	Yds	Avg	TD	LG
2021	0	0	0	0-0	0-0	0-0	0	0	0-0	0	0	0.0	0	0
2022	18	10	28	0-0	0-0	0-0	2	0	0-0	0	0	0.0	0	0
2023	30	19	49	1.0-7	0-0	4-81	9	0	0-0	21	396	18.9	1	*79
2024	4	0	4	0-0	0-0	0-0	0	0	0-0	0	0	0.0	0	0
Career	52	29	81	1.0-7	0-0	4-81	11	0	0-0	21	396	18.9	1	*79

* denotes touchdown

Played in three games (Colorado State, Youngstown State, Sacramento State) during 2021 season, but did not factor into any statistics

TUCKER LARGE'S 2022 GAME-BY-GAME STATISTICS

Game	Solo	Ast	Total	TFL-Yds	Int-Yds	PBU	FF	FR-Yds	PR	Yds	TD	LG
Iowa	0	0	0	0-0	0-0	0	0	0-0	0	0	0	0
UC Davis	4	3	7	0-0	0-0	1	0	0-0	0	0	0	0
Butler	1	2	3	0-0	0-0	0	0	0-0	0	0	0	0
Missouri State	2	0	2	0-0	0-0	0	0	0-0	0	0	0	0
Western Illinois	0	0	0	0-0	0-0	0	0	0-0	0	0	0	0
South Dakota	0	0	0	0-0	0-0	0	0	0-0	0	0	0	0
North Dakota State	1	2	3	0-0	0-0	0	0	0-0	0	0	0	0
North Dakota	2	1	3	0-0	0-0	0	0	0-0	0	0	0	0
Indiana State	1	0	1	0-0	0-0	0	0	0-0	0	0	0	0
Northern Iowa	1	0	1	0-0	0-0	1	0	0-0	0	0	0	0
Illinois State	0	0	0	0-0	0-0	0	0	0-0	0	0	0	0
Delaware	2	0	2	0-0	0-0	0	0	0-0	0	0	0	0
Holy Cross	1	2	3	0-0	0-0	0	0	0-0	0	0	0	0
Montana State	1	0	1	0-0	0-0	0	0	0-0	0	0	0	0
North Dakota State	2	0	2	0-0	0-0	0	0	0-0	0	0	0	0
Season Totals	18	10	28	0-0	0-0	2	0-0	0-0	0	0	0	0

TUCKER LARGE'S 2023 GAME-BY-GAME STATISTICS

Game	Solo	Ast	Total	TFL-Yds	Int-Yds	PBU	FF	FR-Yds	PR	Yds	TD	LG
Western Oregon	1	0	1	0-0	1-64	0	0	0-0	1	25	0	25
Montana State	7	0	7	0-0	0-0	0	0	0-0	0	0	0	0
Drake	1	0	1	0-0	0-0	1	0	0-0	4	+149	0	61
North Dakota	2	0	2	0-0	0-0	0	0	0-0	2	59	0	51
Illinois State	2	0	2	0-0	0-0	0	0	0-0	0	0	0	0
Northern Iowa	0	0	0	0-0	0-0	1	0	0-0	1	2	0	2
Southern Illinois	3	4	7	0-0	0-0	0	0	0-0	2	8	0	7
South Dakota	3	1	4	0-0	1-0	0	0	0-0	2	4	0	8
North Dakota State	4	4	8	0-0	0-0	0	0	0-0	1	28	0	28
Youngstown State	1	3	4	0-0	1-5	0	0	0-0	1	1	0	1
Missouri State	1	1	2	0-0	0-0	3	0	0-0	4	18	0	6
Mercer	0	0	0	0-0	0-0	0	0	0-0	1	17	0	17
Villanova	2	2	4	0-0	0-0	2	0	0-0	1	6	0	6
UAlbany	0	1	1	0-0	1-12	0	0	0-0	1	79	1	*79
Montana	3	3	6	1.0-7	0-0	2	0	0-0	0	0	0	0
Season Totals	30	19	49	1.0-7	0-0	9	0	0-0	21	396	1	*79

+ Single-game school record

JACKRABBITS TO WATCH

TUCKER LARGE'S 2024 GAME-BY-GAME STATISTICS

Game	Solo	Ast	Total	TFL-Yds	Int-Yds	PBU	FF	FR-Yds	PR	Yds	TD	LG
Oklahoma State	4	0	4	0-0	0-0	0	0	0-0	0	0	0	0
Season Totals	4	0	4	0-0	0-0	0	0	0-0	0	0	0	0

FOOTBALL CHAMPIONSHIP SUBDIVISION POLLS

STATS PERFORM FCS POLL — SEPT. 2

PL.	SCHOOL	2024 RECORD	POINTS	PR
1.	<i>South Dakota State</i> [36]	0-1	1,363	1
2.	North Dakota State [11]	0-1	1,330	2
3.	Montana State [8]	2-0	1,288	4
4.	Montana [1]	1-0	1,239	3
5.	Villanova	1-0	1,144	6
6.	South Dakota	1-0	1,128	5
7.	Idaho	0-1	1,098	7
8.	Sacramento State	0-1	881	8
9.	Central Arkansas	0-1	850	11
10.	Southern Illinois	0-1	807	10
11.	Chattanooga	0-1	738	9
12.	Incarnate Word	1-0	698	14
13.	William & Mary	1-0	666	15
14.	Richmond	0-1	658	13
15.	Furman	0-1	523	12
16.	UAlbany	1-0	502	16
17.	Western Carolina	0-1	459	20
18.	UC Davis	0-1	437	18
19.	Lafayette	0-1	332	17
20.	Tarleton State	1-1	308	21
21.	Illinois State	0-1	295	19
22.	Nicholls	0-1	204	23
23.	North Dakota	0-1	175	24
24.	Weber State	0-1	171	22
25.	Youngstown State	0-1	133	25

Notes: First-place votes in brackets; opponents listed in **bold**

Teams receiving votes: Elon, 120; Mercer, 117; Florida A&M, 99; UT Martin, 98; Abilene Christian, 74; North Carolina Central, 73; Eastern Illinois, 59; Eastern Washington, 41; **Northern Iowa, 29**; Austin Peay, 19; Alabama State, 10; Rhode Island, 9; Southeast Missouri, 8; Harvard, 4; Lamar, 4.

AFCA FCS COACHES' POLL — SEPT. 3

PL.	SCHOOL	2024 RECORD	POINTS	PR
1.	<i>South Dakota State</i> [17]	0-1	630	1
2.	North Dakota State [5]	0-1	624	2
3.	Montana State [4]	2-0	589	4
4.	Montana	1-0	572	3
5.	Villanova	1-0	527	6
6.	South Dakota	1-0	493	5
7.	Idaho	0-1	489	7
8.	Sacramento State	0-1	397	10
9.	Central Arkansas	0-1	359	13
10.	Chattanooga	0-1	342	8
11.	Incarnate Word	1-0	340	15
12.	Southern Illinois	0-1	331	11
13.	UAlbany	1-0	302	14
14.	William & Mary	1-0	300	16
15.	Richmond	0-1	289	12
16.	Furman	0-1	270	9
17.	Western Carolina	0-1	221	19
18.	UC Davis	0-1	197	17
19.	Lafayette	0-1	156	18
20.	North Dakota	0-1	152	22
21.	Tarleton State	1-1	109	21
22.	Illinois State	0-1	95	20
23.	Youngstown State	0-1	88	23
25.	Florida A&M	2-0	82	25
25.	Nicholls	0-1	74	24

Notes: First-place votes in brackets; opponents listed in **bold**

Top teams receiving votes: **Northern Iowa, 55**; Abilene Christian 43; Mercer, 41; Eastern Washington, 40; North Carolina Central, 33; Eastern Illinois, 30; Rhode Island, 26; Southeast Missouri State, 20; Weber State, 17; Delaware State, 14; Harvard, 14; **Missouri State, 14**.

MISSOURI VALLEY FOOTBALL CONFERENCE

2024 MVFC STANDINGS

SCHOOL	CONFERENCE	PF	PA	OVERALL	PF	PA
South Dakota	0-0	0	0	1-0	45	3
Northern Iowa	0-0	0	0	1-0	35	7
North Dakota State	0-0	0	0	0-1	26	31
Missouri State	0-0	0	0	0-1	24	29
South Dakota State	0-0	0	0	0-1	20	44
Youngstown State	0-0	0	0	0-1	17	24
Southern Illinois	0-0	0	0	0-1	13	41
North Dakota	0-0	0	0	0-1	3	21
Illinois State	0-0	0	0	0-1	0	40
Indiana State	0-0	0	0	0-1	0	49
Murray State	0-0	0	0	0-1	0	51

UPCOMING SCHEDULE

SATURDAY, SEPT. 7

Missouri State at Ball State, 1 p.m.
 Valparaiso at Youngstown State, 1 p.m.
 Northern Iowa at St. Thomas, 1 p.m.
 Tennessee State at North Dakota State, 2:30 p.m.
 South Dakota at Wisconsin, 2:30 p.m.
 Incarnate Word at South Dakota State, 6 p.m.

Southern Illinois at Austin Peay, 6 p.m.
 Illinois State at North Alabama, 6 p.m.
 Indiana State at Eastern Illinois, 6 p.m.
 Montana at North Dakota, 6 p.m.
 Butler at Murray State, 6 p.m.
 All times Central

2024 PRESEASON POLL

1.	South Dakota State [42]	482
2.	North Dakota State [1]	437
3.	South Dakota	371
4.	Southern Illinois	293
5.	North Dakota	276
6.	Illinois State	264
7.	Youngstown State	255
8.	Northern Iowa	227
9.	Missouri State [1]	164
10.	Indiana State	68
11.	Murray State	67



VERSUS RANKED OPPONENTS

Since moving to the Football Championship Subdivision at the start of the 2004 season, the Jackrabbits have compiled a 65-52 record versus ranked opponents.

Following is a year-by-year look at games against ranked opponents:

2004 0-3 record

- at #13 Cal Poly (L, 7-14)
- at #24 Montana State (L, 24-27)
- at #1 Georgia Southern (L, 7-63)

2005 0-5 record

- at #3 Montana (L, 0-7)
- #12 Cal Poly (L, 16-24)
- at #16 Texas State (L, 12-42)
- #19 Georgia Southern (L, 42-55)
- at #20 North Dakota State (L, 17-41)

2006 3-3 record

- at #6 Montana (L, 7-36)
- at #12 Northern Iowa (L, 17-27)
- at #16 McNeese State (W, 20-17)
- at #4 Cal Poly (W, 29-28)
- #16 UC Davis (W, 22-21)
- at #4 North Dakota State (L, 28-41)

2007 2-2 record

- at #6 Youngstown State (L, 17-23)
- #5 Northern Iowa (L, 17-31)
- #19 Cal Poly (W, 48-35)
- #1 North Dakota State (W, 29-24)

2008 3-4 record

- #14 Youngstown State (W, 40-7)
- #15 Western Illinois (W, 24-22)
- #8 Northern Iowa (L, 20-34)
- #4 McNeese State (L, 44-46 - 3OT)
- #3 Cal Poly (L, 28-42)
- #9 Southern Illinois (L, 35-38)
- at #24 North Dakota State (W, 25-24)

2009 1-3 record

- at #17 Cal Poly (L, 14-21)
- vs. #6 Northern Iowa (W, 24-14)
- vs. #3 Southern Illinois (L, 15-34)
- ^at #1 Montana (L, 48-61)

2010 2-3 record

- at #16 Delaware (L, 3-26)
- at #15 Northern Iowa (L, 14-24)
- vs. #20 Western Illinois (W, 33-29)
- at #15 Southern Illinois (W, 31-10)
- at #20 North Dakota State (L, 24-31)

2011 0-3 record

- vs. #23 Indiana State (L, 28-38)
- vs. #2 Northern Iowa (L, 14-31)
- vs. #3/5 North Dakota State (L, 14-38)

2012 3-2 record

- at #22/25 Indiana State (W, 24-10)
- vs. #21/22 Youngstown St. (W, 41-28)
- at #1/1 North Dakota State (L, 17-20)
- ^vs. #25 Eastern Illinois (W, 58-10)
- ^at #1/1 North Dakota State (L, 3-28)

2013 3-2 record

- vs. #1/1 North Dakota State (L, 0-20)
- vs. #17/18 Northern Iowa (W, 37-34 - 2 OT)
- at #15/18 Youngstown St. (W, 42-13)
- ^at #8/9 Northern Arizona (W, 26-7)
- ^at #3/3 Eastern Washington (L, 17-41)

2014 3-4 record

- at #22/22 Illinois State (L, 10-45)
- at #20/21 Northern Iowa (W, 31-28)
- vs. #16/17 Youngstown State (L, 27-30)
- at #1/1 North Dakota State (L, 17-37)
- at #17/19 Indiana State (W, 32-17)
- ^at #17/17 Montana State (W, 47-40)
- at #2/3 North Dakota State (L, 24-27)

2015 3-3 record

- vs. #2/3 North Dakota State (L, 7-28)
- vs. #19/21 Indiana State (W, 24-7)
- at #11/12 Youngstown State (W, 38-8)
- vs. #22/25 Northern Iowa (L, 7-10)
- vs. #2/2 Illinois State (W, 25-20)
- ^at #16/17 Montana (L, 17-24)

2016 4-1 record

- vs. #8/8 Western Illinois (W, 52-14)
- at #1/1 North Dakota State (W, 19-17)
- vs. #12/13 Youngstown State (W, 24-10)
- ^vs. #9/10 Villanova (W, 10-7)
- ^at #3/3 North Dakota State (L, 10-36)

2017 6-2 record

- at #5/6 Youngstown State (L, 7-19)
- at #12/14 Western Illinois (W, 52-48)
- vs. #2/2 North Dakota State (W, 33-21)
- vs. #17/20 Illinois State (W, 27-24 - OT)
- at #15/16 South Dakota (W, 31-28)
- ^vs. #20/21 Northern Iowa (W, 37-22)
- ^vs. #20/21 New Hampshire (W, 56-14)
- ^at #1/1 James Madison (L, 16-51)

2018 2-3 record

- at #1/1 North Dakota State (L, 17-21)
- at #25 Northern Iowa (L, 9-24)
- at #9/11 Illinois State (W, 38-28)
- ^at #2/2 Kennesaw State (W, 27-17)
- ^at #1/1 North Dakota State (L, 21-44)

2019 2-3 record

- at #17/19 Youngstown State (W, 38-28)
- vs. #1/1 North Dakota State (L, 16-23)
- vs. #11/12 Illinois State (L, 18-27)
- vs. #4/5 Northern Iowa (W, 38-7)
- ^vs. #6/6 Northern Iowa (L, 10-13)

2020-21 5-2 record

- at #3 Northern Iowa (W, 24-20)
- at #14 North Dakota (L, 17-28)
- at #5/5 Southern Illinois (W, 44-3)
- at #2/3 North Dakota State (W, 27-17)
- ^vs. #14/14 Southern Illinois (W, 31-26)
- ^vs. #5/5 Delaware (W, 33-3)
- ^vs. #4/4 Sam Houston (L, 21-23)

2021 4-4 record

- vs. #7/8 Southern Illinois (L, 41-42 OT)
- vs. #20/24 Northern Iowa (L, 17-26)
- vs. #2/2 North Dakota State (W, 27-19)
- at #17/19 South Dakota (L, 20-23)
- ^vs. #14/16 UC Davis (W, 56-24)
- ^at #8/12 Sacramento State (W, 31-29)
- ^vs. #6/7 Villanova (W, 35-21)
- ^at #7/9 Montana State (L, 17-31)

2022 8-0 record

- vs. #25 UC Davis (W, 24-22)
- at #4/6 Missouri State (W, 28-14)
- at #1/1 North Dakota State (W, 23-21)
- at #20 North Dakota (W, 49-35)
- ^vs. #23 Delaware (W, 42-6)
- ^vs. #6/7 Holy Cross (W, 42-21)
- ^vs. #3/3 Montana State (W, 39-18)
- ^vs. #4/4 North Dakota State (W, 45-24)

2023 11-0 record

- vs. #3/3 Montana State (W, 20-16)
- vs. #11/12 North Dakota (W, 42-21)
- at #22 Illinois State (W, 40-21)
- at #12/12 Southern Illinois (W, 17-10)
- at #4/9 South Dakota (W, 37-3)
- vs. #10/11 North Dakota St. (W, 33-16)
- at #22 Youngstown State (W, 34-0)
- ^vs. #17/20 Mercer (W, 41-0)
- ^vs. #6/9 Villanova (W, 23-12)
- ^vs. #9/15 UAlbany (W, 59-0)
- ^vs. #2/2 Montana (W, 23-3)

^denotes FCS playoff game

2024 South Dakota State University Football
Overall Statistics (as of Sep 1, 2024)

Team Statistics	SDS	OPP
SCORING	20	44
Points Per Game	20.00	44.00
FIRST DOWNS	17	23
Rushing	3	10
Passing	13	12
Penalty	1	1
RUSHING YARDAGE	124	149
Yards gained	141	160
Yards lost	17	11
Attempts	28	39
Avg Per Attempt	4.4	3.8
Avg Per Game	124.0	149.0
TDs Rushing	0	3
PASSING YARDAGE	264	245
Att-Comp-Int	37-20-1	33-24-0
Avg Per Attempt	7.14	7.42
Avg Per Catch	13.20	10.21
Avg Per Game	264.00	245.00
TDs Passing	2	2
TOTAL OFFENSE	388	394
Total Plays	65	72
Avg Per Play	6.0	5.5
Avg Per Game	388.0	394.0
KICK RETURNS: #-YARDS	4-78	3-55
PUNT RETURNS: #-YARDS	0-0	2-0
INT RETURNS: #-YARDS	0-0	1-3
KICK RETURN AVERAGE	19.50	18.33
PUNT RETURN AVERAGE	0.00	0.00
INT RETURN AVERAGE	0.00	3.00
FUMBLES-LOST	1-0	0-0
PENALTIES-YARDS	5-42	1-10
Avg Per Game	42.00	10.00
PUNTS-YARDS	3-144	4-219
Avg Per Punt	48.00	54.75
Net Punt Avg	48.00	44.75
KICKOFFS-YARDS	5-277	9-559
Avg Per Kick	55.40	62.11
Net Kick Avg	44.40	44.56
TIME OF POSSESSION	00:30:47	00:29:13
Per Game	30:47	29:13
3RD-DOWN CONVERSIONS	3-13	5-14
3rd-Down Pct	23.08 %	35.71 %
4TH-DOWN CONVERSIONS	0-4	2-2
4th-Down Pct	0.00 %	100.00 %
SACKS BY-YARDS	0-0	2-13
MISC YARDS	0	0
TOUCHDOWNS SCORED	2	5
FIELD GOALS-ATTEMPTS	2-2	3-3
ON-SIDE KICKS	0-0	0-0
RED-ZONE SCORES	1-1	4-4
RED-ZONE TOUCHDOWNS	0-1	3-4
PAT-ATTEMPTS	2-2	5-5
ATTENDANCE	0	52,202
Dates-Avg Per Date	0-0	1-52,202
Neutral Site #-Avg	-	0-0

Conf	Date	Opponent	WL	Score	Record	Time	Attend
	08/31/2024	at Oklahoma St.	L	20-44	0-1 , 0-0	03:26	52,202

* = Conference game

Score by Quarters	1st	2nd	3rd	4th	Total
South Dakota St.	0	6	7	7	20
Opponents	10	7	21	6	44

Overall Statistics (as of Sep 1, 2024)

#	Rushing	GP	ATT	GAIN	LOSS	NET	AVG	TD	LG	AVG/G
3	Johnson, Amar	1	9	73	0	73	8.1	0	40	73.00
21	Johnson, Angel	1	6	28	1	27	4.5	0	12	27.00
11	Gronowski, Mark	1	10	33	16	17	1.7	0	10	17.00
20	Vorhees, Kirby	1	2	7	0	7	3.5	0	4	7.00
7	Mason, Chase	1	1	0	0	0	0.0	0	0	0.00
	Total	1	28	141	17	124	4.4	0	40	124.00
	Opponents	1	39	160	11	149	3.8	3	22	149.00

#	Passing	GP	Rating	COMP-ATT-INT	PCT	YDS	TD	LG	AVG/G
11	Gronowski, Mark	1	129.93	20-36-1	55.56 %	264	2	60	264.00
10	Dustman, Hunter	1	0.00	0-1-0	0.00 %	0	0	0	0.00
	Total	1	126.42	20-37-1	54.05 %	264	2	60	264.00
	Opponents	1	155.09	24-33-0	72.73 %	245	2	58	245.00

#	Receiving	GP	NO	YDS	AVG	TD	LG	AVG/G
18	Wilde, Griffin	1	7	150	21.43	1	60	150.00
12	Goering, Grahm	1	4	69	17.25	1	29	69.00
88	Gannon, Greyton	1	2	17	8.50	0	13	17.00
3	Johnson, Amar	1	2	17	8.50	0	13	17.00
4	Prejean, Kentrell	1	1	10	10.00	0	10	10.00
87	Stoffel, Davin	1	2	7	3.50	0	4	7.00
11	Ollman, Joe	1	0	0	NaN	0	0	0.00
20	Vorhees, Kirby	1	0	0	NaN	0	0	0.00
21	Johnson, Angel	1	2	-6	-3.00	0	1	-6.00
	Total	1	20	264	13.20	2	60	264.00
	Opponents	1	24	245	10.21	2	58	245.00

#	Punt Returns	NO	YRDS	AVG	TD	LG
No data to report.						

#	Interceptions	NO	YRDS	AVG	TD	LG
No data to report.						

#	Kick Returns	NO	YRDS	AVG	TD	LG
21	Johnson, Angel	4	78	19.50	0	24
	Total	4	78	19.50	0	24
	Opponents	3	55	18.33	0	25

#	Fumble Returns	NO	YRDS	AVG	TD	LG
No data to report.						

2024 South Dakota State University Football
Overall Statistics (as of Sep 1, 2024)

#	Scoring			PAT						
		TD	FG	KICK	RUSH	RCV	PASS	DXP	SAF	PTS
10	Dustman, Hunter	—	2	2-2	—	—	—	—	—	8
12	Goering, Grahm	1	—	—	—	—	—	—	—	6
18	Wilde, Griffin	1	—	—	—	—	—	—	—	6
Total		2	2	2-2	—	—	—	—	—	20
Opponents		5	3	5-5	—	—	—	—	—	44

#	Field Goals	FGM-FGA	PCT	I20	20-29	30-39	40-49	50+	LG	BLK
10	Dustman, Hunter	2-2	100.00 %	0-0	0-0	1-1	1-1	0-0	48	0
Total		2-2	100.00 %	0-0	0-0	1-1	1-1	0-0	48	0
Opponents		3-3	100.00 %	0-0	0-0	0-0	0-0	3-3	52	0

FG Sequence	South Dakota St.	Opponents
Oklahoma St.	(31),(48)	(42),(52),(25)

Numbers in (parentheses) indicate field goal was made.

#	Total Offense	G	Plays	Rush	Pass	Total	AVG/G
11	Gronowski, Mark	1	46	17	264	281	281.00
3	Johnson, Amar	1	9	73	0	73	73.00
21	Johnson, Angel	1	6	27	0	27	27.00
20	Vorhees, Kirby	1	2	7	0	7	7.00
Total		1	63	124	264	388	388.00
Opponents		1	72	149	245	394	394.00

#	Punting	NO	YDS	AVG	LG	TB	FC	I20	50+	BLK
10	Dustman, Hunter	3	144	48.00	53	0	0	0	1	0
Total		3	144	48.00	53	0	0	0	1	0
Opponents		4	219	54.75	73	2	1	2	3	0

#	Kickoffs	NO	YDS	AVG	TB	OB
10	Dustman, Hunter	5	277	55.4	0	1
Total		5	277	55.4	0	1
Opponents		9	559	62.1	4	0

2024 South Dakota State University Football
Overall Statistics (as of Sep 1, 2024)

#	All Purpose	G	RUSH	RCV	PR	KR	IR	Total	AVG/G
18	Wilde, Griffin	1	0	150	0	0	0	150	150.00
21	Johnson, Angel	1	27	-6	0	78	0	99	99.00
3	Johnson, Amar	1	73	17	0	0	0	90	90.00
12	Goering, Grahm	1	0	69	0	0	0	69	69.00
11	Gronowski, Mark	1	17	0	0	0	0	17	17.00
88	Gannon, Greyton	1	0	17	0	0	0	17	17.00
4	Prejean, Kentrell	1	0	10	0	0	0	10	10.00
20	Vorhees, Kirby	1	7	0	0	0	0	7	7.00
87	Stoffel, Davin	1	0	7	0	0	0	7	7.00
Total		1	124	264	0	78	0	466	466.00
Opponents		1	149	245	0	55	3	452	452.00

2024 South Dakota State University Football
Overall Statistics (as of Sep 1, 2024)

#	Defensive Leaders	GP	Tackles				Sacks NO-YDS	Pass Defense			Fumbles		Blocked	
			Solo	ASST	TOT	TFL-YDS		INT-YDS	BU	QBH	RCV-YDS	FF	KICK	SAF
32	Bock, Adam	1	6	6	12.0	—	—	—	—	—	—	—	—	—
9	Francl, Caleb	1	3	5	8.0	1.0-4	—	—	—	—	—	—	—	—
7	Beanum, Dalys	1	3	4	7.0	—	—	—	—	—	—	—	—	—
23	Durrance, Matthew	1	1	5	6.0	—	—	—	—	—	—	—	—	—
22	Humphrey, Colby	1	6	—	6.0	—	—	—	1	—	—	—	—	—
0	Mcgaughy, Daeton	1	3	2	5.0	—	—	—	—	—	—	—	—	—
94	Clayborne, Kobe	1	2	2	4.0	—	—	—	—	—	—	—	—	—
1	Large, Tucker	1	4	—	4.0	—	—	—	—	—	—	—	—	—
25	Reeder, Cale	1	1	2	3.0	—	—	—	—	—	—	—	—	—
29	Spalding, Graham	1	2	1	3.0	0.5-1	—	—	1	—	—	—	—	—
93	Baloun, Max	1	—	2	2.0	—	—	—	—	—	—	—	—	—
2	Taylor, Myles	1	1	1	2.0	—	—	—	—	—	—	—	—	—
28	Van Tol, Chase	1	—	2	2.0	—	—	—	—	—	—	—	—	—
55	Wolfcale-Holsten, Aaron	1	1	1	2.0	—	—	—	—	—	—	—	—	—
24	Begeman, Brenden	1	1	—	1.0	—	—	—	—	—	—	—	—	—
13	Dautermann, Aydan	1	—	1	1.0	0.5-1	—	—	—	—	—	—	—	—
89	Gormley, Brody	1	1	—	1.0	—	—	—	—	—	—	—	—	—
96	Hawthorne, Bryce	1	—	1	1.0	—	—	—	—	—	—	—	—	—
54	Lee, Jalen	1	1	—	1.0	—	—	—	—	—	—	—	—	—
54	Lee, Jalen	1	1	—	1.0	—	—	—	—	—	—	—	—	—
21	Johnson, Angel	1	1	—	1.0	—	—	—	—	—	—	—	—	—
3	Johnson, Dontay	1	—	1	1.0	—	—	—	—	—	—	—	—	—
90	Keumogne, Randy	1	1	—	1.0	—	—	—	—	—	—	—	—	—
97	Kirschenman, Reis	1	—	1	1.0	0.5-1	—	—	—	1	—	—	—	—
54	Lee, Jalen	1	1	—	1.0	—	—	—	—	—	—	—	—	—
11	Ollman, Joe	1	1	—	1.0	—	—	—	—	—	—	—	—	—
26	Tilford, Kolten	1	—	1	1.0	—	—	—	—	—	—	—	—	—
57	Vanden Bos, Levi	1	—	1	1.0	—	—	—	—	—	—	—	—	—
95	Wilson, Zac	1	—	1	1.0	0.5-1	—	—	—	2	—	—	—	—
10	Dustman, Hunter	1	—	—	—	—	—	—	—	—	—	—	—	—
12	Goering, Grahm	1	—	—	—	—	—	—	—	—	—	—	—	—
TM	Team	1	—	—	—	—	—	—	—	—	—	—	—	—
18	Wilde, Griffin	1	—	—	—	—	—	—	—	—	—	—	—	—
Total		1	41	40	81.0	3.0-8	—	—	2	3	—	—	—	—
Opponents		1	36	24	60.0	4.0-17	2.0-13	1-3	3	7	—	—	—	—

ACTIVE CAREER LEADERS

PASSING

Completions

Mark Gronowski	569
Chase Mason	16
Jon Bell	1

Passing Yards

Mark Gronowski	7,854
Chase Mason	267
Jon Bell	6

Passing Touchdowns

Mark Gronowski	72
Chase Mason	1

RUSHING

Rushing Attempts

Amar Johnson	353
Mark Gronowski	297
Angel Johnson	82
Chase Mason	17
Kirby Vorhees	7
Jon Bell	3
Issac Krael	2

Rushing Yards

Amar Johnson	2,045
Mark Gronowski	1,404
Angel Johnson	573
Chase Mason	184
Kirby Vorhees	24
Isaac Krael	11
Jon Bell	6

Rushing Touchdowns

Mark Gronowski	27
Amar Johnson	14
Angel Johnson	6
Chase Mason	2

RECEIVING

Receptions

Amar Johnson	29
Griffin Wilde	27
Graham Goering	17
Angel Johnson	10
Devon Cole Jr.	8
Mark Gronowski	3
Greyton Gannon	3
Kevin Brenner	2
Kentrell Prejean	2
Davin Stoffel	2
Marcus Preston	1

Receiving Yards

Griffin Wilde	549
Amar Johnson	302
Graham Goering	240
Devon Cole Jr.	97
Angel Johnson	56
Mark Gronowski	42
Greyton Gannon	28
Marcus Preston	20
Kevin Brenner	18
Kentrell Prejean	10
Davin Stoffel	7

Receiving Touchdowns

Griffin Wilde	7
Kevin Brenner	1
Graham Goering	1
Mark Gronowski	1
Amar Johnson	1

DEFENSE

Total Tackles

Adam Bock	356
Cale Reeder	169
Graham Spalding	146
Dalys Beanum	93
Tucker Large	81
Daeton Mcgaughy	65
Caleb Frandl	63
Steven Arrell	48
Jarod DePriest	45
Matthew Durrance	41
Aydan Dautermann	25
Jalen B. Lee	22
Max Baloun	21
Aaron Kusler	20
Myles Taylor	16
Zac Wilson	16
Aaron Wolfcale-Holsten	14
Cullen McShane	13
Dontay Johnson	13
Levi Vanden Bos	9
Randy Keumogne	8
Bryce Hawthorne	6
Colby Humphrey	6
Blake Peterson	6
Kobe Clayborne	4
Joe Ollman	4
Noah Thompson	4
Bryce Johnson	3
Chase Van Tol	3
Cody Cotton	2
Logan Green	2
Abe Hoskins III	2
Kolten Tilford	2
Reis Kirschenman	1
Dawson Ripperda	1

Tackles For Loss

Adam Bock	25.0
Graham Spalding	9.0
Colby Huerter	8.0
Jarod DePriest	6.5
Cale Reeder	6.5
Max Baloun	5.0
Zac Wilson	4.0
Steven Arrell	3.0
Dalys Beanum	3.0
Levi Vanden Bos	3.0
Aaron Wolfcale-Holsten	3.0
Caleb Frandl	2.5
Randy Keumogne	2.0
Daeton Mcgaughy	2.0
Blake Peterson	2.0
Dontay Johnson	1.5
Logan Green	1.0
Bryce Hawthorne	1.0
Tucker Large	1.0
Aydan Dauterman	0.5
Reis Kirschenman	0.5
Aaron Kusler	0.5

Sacks

Adam Bock	10.5
Jarod DePriest	6.0
Zac Wilson	3.0
Max Baloun	2.0
Aaron Wolfcale-Holsten	2.0
Randy Keumogne	1.5
Colby Huerter	1.0
Cale Reeder	1.0

Graham Spalding	1.0
Levi Vanden Bos	1.0
Aaron Kusler	0.5

Interceptions

Dalys Beanum	11
Tucker Large	4
Cale Reeder	4
Colby Huerter	3
Daeton Mcgaughy	3
Graham Spalding	3
Adam Bock	2
Steven Arrell	1
Aydan Dautermann	1
Matthew Durrance	1
Caleb Frandl	1
Kolten Tilford	1

Interception Return Touchdowns

Dalys Beanum	2
Adam Bock	1
Colby Huerter	1
Tucker Large	1

Pass Breakups

Dalys Beanum	18
Tucker Large	11
Cale Reeder	8
Steven Arrell	6
Adam Bock	6
Graham Spalding	5
Aydan Dautermann	4
Colby Huerter	3
Myles Taylor	3
Jarod DePriest	2
Caleb Frandl	2
Daeton Mcgaughy	2
Max Baloun	1
Colby Humphrey	1
Dontay Johnson	1
Jalen B. Lee	1

Forced Fumbles

Adam Bock	5
Steven Arrell	3
Dalys Beanum	1
Logan Green	1
Cullen McShane	1
Cale Reeder	1
Graham Spalding	1

Fumble Recoveries

Caleb Frandl	3
Steven Arrell	2
Dalys Beanum	1
Adam Bock	1
Matthew Durrance	1
Daeton Mcgaughy	1
Graham Spalding	1

Fumble Recoveries/Returns for TDs

Matthew Durrance	1
------------------	---

Blocked Kicks

Jarod DePriest	2
Dalys Beanum	1
Adam Bock	1
Matthew Durrance	1

RETURNS

Punt Returns

Tucker Large	21
Dalys Beanum	3
Devon Cole Jr.	2
Matthew Durrance	2
Kevin Brenner	1

Punt Return Yards

Tucker Large	396
Matthew Durrance	55
Devon Cole Jr.	26
Dalys Beanum	11

Punt Return Touchdowns

Matthew Durrance	1
Tucker Large	1

Kickoff Returns

Amar Johnson	19
Angel Johnson	5
Kevin Brenner	2
Graham Goering	2

Kickoff Return Yards

Amar Johnson	401
Angel Johnson	99
Kevin Brenner	33
Graham Goering	26

SCORING

Total Points

Hunter Dustman	248
Mark Gronowski	170
Amar Johnson	90
Griffin Wilde	42
Angel Johnson	36
Dalys Beanum	12
Matthew Durrance	12
Tucker Large	12
Chase Mason	12
Adam Bock	8
Kevin Brenner	6
Graham Goering	6
Colby Huerter	6
Gus Miller	6

Total Touchdowns

Mark Gronowski	28
Amar Johnson	15
Griffin Wilde	7
Angel Johnson	6
Dalys Beanum	2
Matthew Durrance	2
Tucker Large	2
Chase Mason	2
Adam Bock	1
Kevin Brenner	1
Graham Goering	1
Colby Huerter	1
Gus Miller	1

Field Goals

Hunter Dustman	39
----------------	----

Extra Points

Hunter Dustman	131
----------------	-----

2-Point Conversions

Mark Gronowski	1
----------------	---

Defensive Extra Points

Adam Bock	1
-----------	---

QUARTERBACKS



5-JON BELL

6-3, 195, Jr.

Naperville, Illinois • Naperville North H.S.

SINGLE-GAME CAREER HIGHS

Completions: 1, vs. Western Oregon, 8-31-2023
 Passing Attempts: 4, vs. Western Oregon, 8-31-2023
 Passing Yards: 6, vs. Western Oregon, 8-31-2023
 Long Pass: 6 yards, to Angel Johnson, vs. Western Oregon, 8-31-2023
 Touchdown Passes: N/A
 Interceptions: N/A
 Rushing Attempts: 2, vs. Western Oregon, 8-31-2023
 Rushing Yards: 13, vs. Western Oregon, 8-31-2023
 Long Rush: 11 yards, vs. Western Oregon, 8-31-2023
 Rushing TDs: N/A



11-MARK GRONOWSKI

6-3, 230, Sr.

Naperville, Illinois • Neuqua Valley H.S.

SINGLE-GAME CAREER HIGHS

Completions: 22, at Missouri State, 9-24-2022, and vs. Indiana State, 10-29-2022
 Passing Attempts: 36, at Oklahoma State, 8-31-2024
 Passing Yards: 323, vs. Missouri State, 11-18-2023
 Long Pass: 76 yards (for TD) to Jaxon Janke, at North Dakota, 2-27-2021
 Touchdown Passes: 5, vs. Drake, 9-16-2023
 Interceptions: 2, at North Dakota, 2-27-2021, and vs. UC Davis, 9-10-2022
 Rushing Attempts: 16, at North Dakota State, 4-17-2021
 Rushing Yards: 142, vs. Southern Illinois, 5-2-2021
 Long Rush: 80 yards (for TD), vs. Western Illinois, 3-6-2021
 Rushing Touchdowns: 2, four times (last: at North Dakota, 10-22-2022)
 Receptions: 1, three times (last: at Illinois State, 10-7-2023)
 Receiving Yards: 24, vs. Delaware, 5-8-2021
 Long Reception: 24 yards (for TD), vs. Delaware, 5-8-2021
 Receiving Touchdowns: 1, vs. Delaware, 5-8-2021



7-CHASE MASON

6-4, 230, Jr.

Hurley, South Dakota • Viborg-Hurley H.S./Nebraska

SINGLE-GAME CAREER HIGHS

Completions: 5, vs. Western Oregon, 8-31-2023
 Passing Attempts: 9, vs. Western Oregon, 8-31-2023
 Passing Yards: 71, vs. UAlbany, 12-15-2023
 Long Pass: 71 yards (for TD), to Griffin Wilde, vs. UAlbany, 12-15-2023
 Touchdown Passes: 1, vs. UAlbany, 12-15-2023
 Interceptions: N/A
 Rushing Attempts: 3, vs. Western Oregon, 8-31-2023
 Rushing Yards: 69, vs. Drake, 9-16-2023
 Long Rush: 69 yards (for TD), vs. Drake, 9-16-2023
 Rushing Touchdowns: 1, vs. Western Oregon, 8-31-2023, and vs. Drake, 9-16-2023

RUNNING BACKS




3-AMAR JOHNSON

5-10, 205, Sr.

O'Fallon, Missouri • Chaminade College Prep

SINGLE-GAME CAREER HIGHS

Rushing Attempts: 18, at Youngstown State, 10-30-2021
 Rushing Yards: 126, vs. North Dakota State, 1-8-2023
 Long Rush: 55 yards, vs. North Dakota State, 1-8-2023
 Rushing Touchdowns: 2, at South Dakota, 10-28-2023
 Receptions: 3, vs. Montana State, 12-17-2022
 Receiving Yards: 34, at Indiana State, 9-25-2021
 Long Reception: 34 yards, at Indiana State, 9-25-2021
 Receiving Touchdowns: 1, vs. Montana State, 12-17-2022
 Total Touchdowns: 2, vs. Montana State (1 rushing, 1 receiving), 12-17-2022, and at South Dakota (2 rushing), 10-28-2023
 Kickoff Returns: 3, vs. Missouri State, 11-18-2023
 Kickoff Return Yards: 73, vs. Drake, 9-16-2023
 Long Kickoff Return: 51 yards, vs. Drake, 9-16-2023
 All-Purpose Yards: 142, vs. Drake, 9-16-2023



21-ANGEL JOHNSON

5-9, 195, Jr.

Viborg, South Dakota • Viborg-Hurley H.S.

SINGLE-GAME CAREER HIGHS

Rushing Attempts: 10, vs. Western Oregon, 8-31-2023
 Rushing Yards: 90, vs. Drake, 9-16-2023
 Long Rush: 80 yards (for TD), vs. Mercer, 12-2-2023
 Rushing Touchdowns: 2, vs. Drake, 9-16-2023
 Receptions: 2, at Oklahoma State, 8-31-2024
 Receiving Yards: 23, vs. Missouri State, 11-18-2023
 Long Reception: 23 yards, vs. Missouri State, 11-18-2023
 Kickoff Returns: 4, at Oklahoma State, 8-31-2024
 Kickoff Return Yards: 24, at Oklahoma State, 8-31-2024
 Long Kick Return: 24 yards, at Oklahoma State, 8-31-2024



39-ISAAC KRACL

5-11, 175, So.

Crete, Nebraska • Crete H.S.

SINGLE-GAME CAREER HIGHS

Rushing Attempts: 2, vs. Western Oregon, 8-31-2023
 Rushing Yards: 11, vs. Western Oregon, 8-31-2023
 Long Rush: 10 yards, vs. Western Oregon, 8-31-2023
 Rushing Touchdowns: N/A



20-KIRBY VORHEES

5-11, 205, R-Fr.

Lutz, Florida • Steinbrenner H.S.

SINGLE-GAME CAREER HIGHS

Rushing Attempts: 4, vs. Drake, 9-16-2023
 Rushing Yards: 16, vs. Drake, 9-16-2023
 Long Rush: 8 yards, vs. Drake, 9-16-2023
 Rushing Touchdowns: N/A

WIDE RECEIVERS




15-DEVON COLE JR.

5-10, 185, Sr.

Clermont, Florida • Lake Minneola H.S.

SINGLE-GAME CAREER HIGHS

Receptions: 2, vs. Western Oregon, 8-31-2023
Receiving Yards: 32, vs. Mercer, 12-2-2023
Long Reception: 32 yards, vs. Mercer, 12-2-2023
Receiving Touchdowns: N/A
Punt Returns: 1, at Youngstown State, 10-30-2021, and vs. Drake, 9-16-2023
Long Punt Return: 24 yards, vs. Drake, 9-16-2023



12-GRAHM GOERING

6-2, 200, Jr.

Iowa City, Iowa • Iowa City West H.S.

SINGLE-GAME CAREER HIGHS

Receptions: 4, at Oklahoma State, 8-31-2024
Receiving Yards: 69, at Oklahoma State, 8-31-2024
Long Reception: 40 yards, vs. Montana State, 9-9-2023
Receiving Touchdowns: 1, at Oklahoma State, 8-31-2024
Kickoff Returns: 1, vs. Western Oregon, 8-31-2023, and vs. Villanova, 12-9-2023
Long Kickoff Return: 30 yards, vs. Western Oregon, 8-31-2023



4-KENTRELL PREJEAN

5-8, 160, R-Fr.

Lafayette, Louisiana • Tuerlings Catholic H.S.

SINGLE-GAME CAREER HIGHS

Receptions: 1, at Youngstown State, 11-11-2023, and at Oklahoma State, 8-31-2024
Receiving Yards: 10, at Oklahoma State, 8-31-2024
Long Reception: 10 yards, at Oklahoma State, 8-31-2024
Receiving Touchdowns: N/A



2-MARCUS PRESTON

6-2, 200, Sr.

Lawrence, Kan. • Free State H.S./North Dakota

SINGLE-GAME CAREER HIGHS

Receptions: 1, vs. Drake, 9-16-2023
Receiving Yards: 20, vs. Drake, 9-16-2023
Long Reception: 20 yards, vs. Drake, 9-16-2023



18-GRIFFIN WILDE

6-2, 200, So.

Sioux Falls, South Dakota • Jefferson H.S.

SINGLE-GAME CAREER HIGHS

Receptions: 7, at Oklahoma State, 8-31-2024
Receiving Yards: 150, at Oklahoma State, 8-31-2024
Long Reception: 71 yards (for TD), vs. UAlbany, 12-15-2023
Receiving Touchdowns: 1, seven times (last: at Oklahoma State, 8-31-2024)
Kickoff Returns: 1, three times (last: vs. Villanova, 12-9-2023)
Long Kick Return: 40 yards, at Youngstown St., 11-11-2023

TIGHT ENDS




44-KEVIN BRENNER

6-3, 240, Sr.

Silver Lake, Wisconsin • Wilmot Union H.S.

SINGLE-GAME OFFENSIVE CAREER HIGHS

Receptions: 1, vs. Drake, 9-16-2023, and at Youngstown State, 11-11-2023
Receiving Yards: 15, at Youngstown State, 11-11-2023
Long Reception: 15 yards, at Youngstown State, 11-11-2023
Receiving Touchdowns: 1, vs. Drake, 9-16-2023
Long Kickoff Return: 14 yards, vs. UAlbany, 12-15-2023
SINGLE-GAME DEFENSIVE CAREER HIGHS
Solo Tackles: 2, three times (last: vs. Montana, 1-7-2024)
Assisted Tackles: 2, vs. UC Davis, 9-10-2022
Total Tackles: 4, vs. UC Davis, 9-10-2022
Tackles for Loss: 1.0, at Colorado State, 9-3-2021, and vs. Lindenwood, 9-11-2021



88-GREYTON GANNON

6-4, 235, So.

Eagle, Wisconsin • Mukwonago H.S.

SINGLE-GAME CAREER HIGHS

Receptions: 2, at Oklahoma State, 8-31-2024
Receiving Yards: 17, at Oklahoma State, 8-31-2024
Long Reception: 13 yards, at Oklahoma State, 8-31-2024
Receiving Touchdowns: N/A



87-DAVIN STOFFEL


6-6, 250, R-Fr.

Mosinee, Wisconsin • Mosinee H.S.

SINGLE-GAME CAREER HIGHS

Receptions: 2, at Oklahoma State, 8-31-2024
Receiving Yards: 7, at Oklahoma State, 8-31-2024
Long Reception: 4 yards, at Oklahoma State, 8-31-2024
Receiving Touchdowns: N/A

SPECIALISTS



10-HUNTER DUSTMAN

6-4, 225, Sr.

East Bethel, Minnesota • St. Francis H.S.


SINGLE-GAME PLACEKICKING CAREER HIGHS

Field Goals Made: 4, vs. North Dakota State, 11-4-2023
Field Goals Attempted: 4, vs. North Dakota State, 11-4-2023
Long Field Goal: 49 yards, at South Dakota, 10-28-2023
Extra Points Made: 10, vs. Drake, 9-16-2023
Extra Points Attempted: 10, vs. Drake, 9-16-2023
Total Points: 15 (4 FG, 3 PAT), vs. North Dakota State, 11-4-2023

SINGLE-GAME PUNTING CAREER HIGHS

Punts: 11, at Iowa, 9-3-2022
Punt Average (Min. 3 Punts): 54.2 yards (on 4 attempts), at Southern Illinois, 10-21-2023
Punts Inside 20: 3, at Sacramento State, 12-4-2021, and vs. South Dakota, 10-8-2022
Long Punt: 62 yards, at Southern Illinois, 10-21-2023

DEFENSIVE ENDS



90-RANDY KEUMOGNE

6-2, 240, Sr.

Oakdale, Minnesota • Tartan H.S.

SINGLE-GAME CAREER HIGHS

Solo Tackles: 1, three times (last: at Oklahoma State, 8-31-2024)

Assisted Tackles: 1, four times (last: vs. UAlbany, 12-15-2023)

Total Tackles: 1, seven times (last: at Oklahoma State, 8-31-2024)

Tackles for Loss: 1.0, at North Dakota State, 4-17-2021

Sacks: 1.0, at North Dakota State, 4-17-2021



95-ZAC WILSON

6-4, 245, Sr.

Chipley, Florida • Chipley H.S.

SINGLE-GAME CAREER HIGHS

Solo Tackles: 1, five times (last: vs. Mercer, 12-2-2023)

Assisted Tackles: 2, vs. Villanova, 12-9-2023

Total Tackles: 2, three times (last: vs. Villanova, 12-9-2023)

Tackles for Loss: 1.0, three times (last: vs. Mercer, 12-2-2023)

Sacks: 1.0, three times (last: vs. Mercer, 12-2-2023)



97-REIS KIRSCHENMAN

6-4, 245, R-Fr.

Tea, South Dakota • Tea Area H.S.

SINGLE-GAME CAREER HIGHS

Solo Tackles: N/A

Assisted Tackles: 1, at Oklahoma State, 8-31-2024

Total Tackles: 1, at Oklahoma State, 8-31-2024

Tackles for Loss: 0.5, at Oklahoma State, 8-31-2024



93-MAX BALOUN

6-6, 285, Sr.

Redfield, South Dakota • Redfield H.S.

SINGLE-GAME CAREER HIGHS

Solo Tackles: 2, vs. Montana State, 9-9-2023

Assisted Tackles: 2, vs. North Dakota, 9-30-2023, and at Oklahoma State, 8-31-2024

Total Tackles: 3, vs. Montana State, 9-9-2023

Tackles for Loss: 1.0, four times (last: vs. Missouri State, 11-18-2023)

Sacks: 1.0, at Iowa, 9-3-2022, and vs. Western Illinois, 10-1-2022

Pass Breakups: 1, vs. Butler, 9-17-2022



8-BLAKE PETERSON

6-4, 255, Grad.

Beresford, South Dakota • Beresford H.S./Iowa State


SINGLE-GAME CAREER HIGHS

Solo Tackles: 2, vs. Western Oregon, 8-31-2023

Assisted Tackles: 1, three times (last: vs. Northern Iowa, 10-14-2023)

Total Tackles: 3, vs. Western Oregon, 8-31-2023

Tackles for Loss: 1.0, vs. Northern Iowa, 10-14-2023



94-KOBE CLAYBORNE

6-0, 275, Jr.

Sioux City, Iowa • Bishop Heelan H.S./Northwest Missouri State

SINGLE-GAME CAREER HIGHS

Solo Tackles: 2, at Oklahoma State, 8-31-2024

Assisted Tackles: 2, at Oklahoma State, 8-31-2024

Total Tackles: 4, at Oklahoma State, 8-31-2024

Tackles for Loss: N/A

Sacks: N/A



99-DAWSON RIPPERDA

6-4, 245, So.

Larchwood, Iowa • West Lyon H.S./Northern Illinois

SINGLE-GAME CAREER HIGHS

Solo Tackles: N/A

Assisted Tackles: 1, vs. Montana State, 9-9-2023

Total Tackles: 1, vs. Montana State, 9-9-2023

Tackles for Loss: N/A

Sacks: N/A



52-JAROD DEPRIEST

6-5, 285, Sr.

Trivoli, Illinois • Farmington Central H.S.

SINGLE-GAME CAREER HIGHS

Solo Tackles: 2, three times (last: vs. Montana, 1-7-2024)

Assisted Tackles: 3, three times (last: vs. North Dakota State, 11-4-2023)

Total Tackles: 5, vs. North Dakota State, 11-4-2023

Tackles for Loss: 1.0, four times (last: at North Dakota, 10-22-2022)

Sacks: 1.0, four times (last: at North Dakota, 10-22-2022)

Blocked Kicks: 1, vs. UC Davis, 9-10-2022, and vs. North Dakota State, 11-4-2023

Pass Breakups: 1, at Youngstown State, 11-11-2023, and vs. Mercer, 12-2-2023



57-LEVI VANDEN BOS

6-3, 250, Jr.

Rock Valley, Iowa • Western Christian H.S.

SINGLE-GAME CAREER HIGHS

Solo Tackles: 1, five times (last: at South Dakota, 10-28-2023)

Assisted Tackles: 1, four times (last: at Oklahoma State, 8-31-2024)

Total Tackles: 2, vs. Drake, 9-16-2023, and at South Dakota, 10-28-2023

Tackles for Loss: 1.0, three times (last: at South Dakota, 10-28-2023)

Sacks: 1.0, vs. Dixie State, 10-2-2021

DEFENSIVE TACKLES (cont.)



11-LOGAN GREEN

6-4, 290, So.

Northboro, Iowa • Clarinda H.S.

SINGLE-GAME CAREER HIGHS

Solo Tackles: 1, vs. Northern Iowa, 10-14-2023, and at South Dakota, 10-28-2023

Assisted Tackles: 1, vs. Drake, 9-16-2023

Total Tackles: 1, three times (last: South Dakota, 10-28-2023)

Tackles for Loss: 1.0, vs. Northern Iowa, 10-14-2023

Forced Fumbles: 1, vs. Northern Iowa, 10-14-2023



9-CALEB FRANCL

6-1, 195, Sr.

Grand Island, Nebraska • Grand Island H.S.

SINGLE-GAME CAREER HIGHS

Solo Tackles: 5, vs. Northern Iowa, 10-23-2021

Assisted Tackles: 5, at Oklahoma State, 8-31-2024

Total Tackles: 8, at Oklahoma State, 8-31-2024

Tackles for Loss: 2.0, vs. Long Island, 9-7-2019

Fumble Recoveries: 1, three times (last: vs. Northern Iowa, 10-14-2023)

Interceptions: 1, at Iowa, 9-3-2022

Pass Breakups: 1, at Indiana State, 9-25-2021, and at Iowa, 9-3-2022



96-BRYCE HAWTHORNE

6-3, 285, R-Fr.

Osseo, Minnesota • Osseo H.S.

SINGLE-GAME CAREER HIGHS

Solo Tackles: 2, vs. Western Oregon, 8-31-2023, and vs. Drake, 9-16-2023

Assisted Tackles: 1, vs. Drake, 9-16-2023, and at Oklahoma State, 8-31-2024

Total Tackles: 3, vs. Drake, 9-16-2023

Tackles for Loss: 1.0, vs. Western Oregon, 8-31-2023



33-BRYCE JOHNSON

6-3, 215, So.

Parker, Colorado • Lutheran H.S.


SINGLE-GAME CAREER HIGHS

Solo Tackles: 1, vs. North Dakota, 9-30-2023, and vs. UAlbany, 12-15-2023

Assisted Tackles: N/A

Total Tackles: 1, vs. North Dakota, 9-30-2023, and vs. UAlbany, 12-15-2023

Tackles for Loss: N/A



55-AARON WOLFSCALE-HOLSTEN

6-2, 285, Jr.

Gilbert, Arizona • Williams Field H.S.

SINGLE-GAME CAREER HIGHS

Solo Tackles: 2, vs. Butler, 9-17-2022

Assisted Tackles: 2, vs. Indiana State, 10-29-2022

Total Tackles: 2, four times (last: at Oklahoma State, 8-31-2024)

Tackles for Loss: 1.0, at Youngstown State, 11-11-2023, and vs. Montana, 1-7-2024

Sacks: 1.0, at Youngstown State, 11-11-2023, and vs. Montana, 1-7-2024

Fumble Recoveries: 1, vs. Butler, 9-17-2022



40-AARON KUSLER

6-3, 230, Sr.

Sioux Falls, South Dakota • Roosevelt H.S.

SINGLE-GAME CAREER HIGHS

Solo Tackles: 2, at Indiana State, 9-25-2021, and vs. Western Oregon, 8-31-2023

Assisted Tackles: 3, vs. Mercer, 12-2-2023

Total Tackles: 3, vs. Lindenwood, 9-11-2021, and vs. Mercer, 12-2-2023

Tackles for Loss: 0.5, vs. Mercer, 12-2-2023

Sacks: 0.5, vs. Mercer, 12-2-2023



0-DAETON MCGAUGHY

6-0, 205, Sr.

Elwood, Kansas • Lafayette H.S.

SINGLE-GAME CAREER HIGHS

Solo Tackles: 8, vs. Drake, 9-16-2023

Assisted Tackles: 4, vs. Lindenwood, 9-11-2021

Total Tackles: 9, vs. Drake, 9-16-2023

Tackles for Loss: 1.0, vs. Drake, 9-16-2023, and vs. UAlbany, 12-15-2023

Interceptions: 1, three times (last: vs. UC Davis, 9-10-2022)

Pass Breakups: 1, vs. Western Oregon, 8-31-2023, and vs. Mercer, 12-2-2023

Fumble Recoveries: 1, vs. Western Illinois, 10-1-2022

LINEBACKERS



32-ADAM BOCK

6-1, 225, Sr.

Solon, Iowa • Solon H.S.

SINGLE-GAME CAREER HIGHS

Solo Tackles: 11, at South Dakota, 11-13-2021

Assisted Tackles: 10, at Indiana State, 9-25-2021

Total Tackles: 17, vs. Southern Illinois, 10-9-2021

Tackles for Loss: 2.5, four times (last: vs. Montana State, 12-17-2022)

Sacks: 2.0, vs. South Dakota, 10-8-2022

Forced Fumbles: 1, three times (last: at Iowa, 9-3-2022)

Fumble Recoveries: 1, at Iowa, 9-3-2022

Interceptions: 1, at Indiana State, 9-25-2021, and vs. UC Davis, 11-27-2021

Long Interception Return: 39 yards (for TD), vs. UC Davis, 11-27-2021

Pass Breakups: 2, at Colorado State, 9-3-2021

Blocked Kicks: 1, at Youngstown State, 10-30-2021

Defensive Extra Points: 1, at Youngstown State, 10-30-2021

LINEBACKERS (cont.)



5-CULLEN McSHANE

6-2, 230, So.

Marquette, Iowa • MFL MarMac H.S.

SINGLE-GAME CAREER HIGHS

Solo Tackles: 3, vs. Drake, 9-16-2023

Assisted Tackles: 2, three times (last: vs. UAlbany, 12-15-2023)

Total Tackles: 5, vs. Drake, 9-16-2023

Tackles for Loss: N/A

Forced Fumbles: 1, at Illinois State, 10-7-2023



11-JOE OLLMAN

6-1, 225, So.

Mequon, Wisconsin • Homestead H.S.

SINGLE-GAME CAREER HIGHS

Solo Tackles: 1, vs. Western Oregon, 8-31-2023, and at Oklahoma State, 8-31-2024

Assisted Tackles: 1, vs. Drake, 9-16-2023, and vs. Mercer, 12-2-2023

Total Tackles: 1, four times (last: at Oklahoma State, 8-31-2024)

Tackles for Loss: N/A



29-GRAHAM SPALDING

6-2, 215, Sr.

Oviedo, Florida • Lake Howell H.S.

SINGLE-GAME CAREER HIGHS

Solo Tackles: 4, six times (last: vs. North Dakota, 10-22-2022)

Assisted Tackles: 8, vs. Northern Iowa, 10-23-2021

Total Tackles: 12, vs. Northern Iowa, 10-23-2021

Tackles for Loss: 2.5, vs. Northern Iowa, 10-23-2021

Sacks: 1.0, at Colorado State, 9-3-2021

Forced Fumbles: 1, at Southern Illinois, 3-20-2021

Fumble Recoveries: 1, vs. Indiana State, 10-29-2021

Interceptions: 1, three times (last: vs. North Dakota State, 11-4-2023)

Pass Breakups: 1, five times (last: at Oklahoma State, 8-31-2024)

Blocked Kicks: 1, at Northern Iowa, 2-19-2021



28-CHASE VAN TOL

6-1, 200, R-Fr.

Tea, South Dakota • Tea Area H.S.

SINGLE-GAME CAREER HIGHS

Solo Tackles: 1, vs. Northern Iowa, 10-14-2023

Assisted Tackles: 2, at Oklahoma State, 8-31-2024

Total Tackles: 2, at Oklahoma State, 8-31-2024

Tackles for Loss: N/A



CORNERBACKS

4-STEVEN ARRELL

6-3, 200, Sr.

Brooklyn Park, Minnesota • Osseo H.S.

SINGLE-GAME CAREER HIGHS

Solo Tackles: 4, vs. Dixie State, 10-2-2021

Assisted Tackles: 3, vs. Dixie State, 10-2-2021

Total Tackles: 7, vs. Dixie State, 10-2-2021

Tackles for Loss: 1.0, three times (last: at Missouri State, 9-24-2022)

Interceptions: 1, vs. Dixie State, 10-2-2021

Pass Breakups: 1, six times (last: vs. North Dakota State, 1-8-2023)

Forced Fumbles: 1, three times (last: vs. Northern Iowa, 10-14-2023)

Fumble Recoveries: 1, vs. Butler, 9-17-2022



7-DALYS BEANUM

6-1, 200, Sr.

Omaha, Nebraska • Millard West H.S.

SINGLE-GAME CAREER HIGHS

Solo Tackles: 6, vs. Holy Cross, 12-10-2022

Assisted Tackles: 4, at Oklahoma State, 8-31-2024

Total Tackles: 8, vs. Holy Cross, 12-10-2022

Tackles for Loss: 1.0, at Western Illinois, 10-16-2021

Forced Fumbles: 1, at Villanova, 12-11-2021

Interceptions: 3, vs. UC Davis, 11-27-2021

Interception Return Yards: 60, vs. UC Davis, 11-27-2021

Long Interception Return: 59 yards (for TD), vs. UC Davis, 11-27-2021

Pass Breakups: 2, three times (last: at South Dakota, 10-28-2023)

Blocked Kicks: 1, vs. South Dakota, 10-8-2022



30-CODY COTTON

6-0, 170, Jr.

Pleasant Prairie, Wisconsin • Union Grove H.S./Upper Iowa

SINGLE-GAME CAREER HIGHS

Solo Tackles: 1, vs. Drake, 9-16-2023

Assisted Tackles: 1, vs. Montana State, 9-9-2023

Total Tackles: 1, vs. Montana State, 9-9-2023, and vs. Drake, 9-16-2023



13-AYDAN DAUTERMANN

6-0, 185, Jr.

Hartford, Wisconsin • Slinger H.S.

SINGLE-GAME CAREER HIGHS

Solo Tackles: 2, vs. Butler, 9-17-2022

Assisted Tackles: 1, five times (last: vs. UAlbany, 12-15-2023)

Total Tackles: 3, vs. Butler, 9-17-2022

Tackles for Loss: 0.5, at Oklahoma State, 8-31-2024

Interceptions: 1, vs. Mercer, 12-2-2023

Pass Breakups: 1, four times (last: at Youngstown State, 11-11-2023)

CORNERBACKS (cont.)



17-ABE HOSKINS III
6-1, 195, Sr.
Omaha, Nebraska • Omaha Central H.S.

SINGLE-GAME CAREER HIGHS


Solo Tackles: 2, at Youngstown State, 11-11-2023
 Assisted Tackles: N/A
 Total Tackles: 2, at Youngstown State, 11-11-2023
 Pass Breakups: N/A



14-COLBY HUERTER
6-1, 205, Sr.
Katy, Texas • Tompkins H.S.

SINGLE-GAME CAREER HIGHS

Solo Tackles: 5, vs. Montana State, 9-9-2023
 Assisted Tackles: 5, vs. UC Davis, 9-10-2022, and vs. Montana State, 9-9-2023
 Total Tackles: 10, vs. Montana State, 9-9-2023
 Tackles for Loss: 1.5, vs. North Dakota State, 11-4-2023, and vs. Mercer, 12-2-2023
 Sacks: 1.0, at North Dakota, 10-22-2022
 Interceptions: 1, three times (last: vs. Western Oregon, 8-31-2023)
 Long Interception Return: 70 yards, at Missouri State, 9-24-2022
 Pass Breakups: 1, three times (last: vs. North Dakota State, 11-4-2023)
 Forced Fumbles: 1, vs. North Dakota State, 11-4-2023



22-COLBY HUMPHREY
5-11, 185, Sr.
Birmingham, Alabama • Desert Vista H.S. (Ariz.)/Northern Arizona

SINGLE-GAME CAREER HIGHS

Solo Tackles: 6, at Oklahoma State, 8-31-2024
 Assisted Tackles: N/A
 Total Tackles: 6, at Oklahoma State, 8-31-2024
 Pass Breakups: 1, at Oklahoma State, 8-31-2024



6-JALEN B. LEE
6-0, 200, So.
Wentzville, Missouri • Fort Zumwalt H.S.

SINGLE-GAME CAREER HIGHS

Solo Tackles: 4, vs. Montana, 1-7-2024
 Assisted Tackles: 2, vs. Mercer, 12-2-2023
 Total Tackles: 4, vs. Mercer, 12-2-2023, and vs. Montana, 1-7-2024
 Pass Breakups: 1, vs. Drake, 9-16-2023



3-DONTAY JOHNSON
6-2, 190, So.
Fort Collins, Colorado • Colorado Early College

SINGLE-GAME CAREER HIGHS

Solo Tackles: 3, vs. UC Davis, 9-10-2022
 Assisted Tackles: 1, four times (last: at Oklahoma State, 8-31-2024)
 Total Tackles: 3, vs. UC Davis, 9-10-2022
 Tackles for Loss: 1.0, vs. UC Davis, 9-10-2022
 Pass Breakups: 1, vs. Butler, 9-17-2022



2-MYLES TAYLOR
6-1, 175, Jr.
Gilbert, Arizona • Williams Field H.S.

SINGLE-GAME CAREER HIGHS

Solo Tackles: 2, vs. Mercer, 12-2-2023, and vs. UAlbany, 12-15-2023
 Assisted Tackles: 2, vs. UAlbany, 12-15-2023
 Total Tackles: 4, vs. UAlbany, 12-15-2023
 Pass Breakups: 1, vs. UAlbany, 12-15-2023




1-TUCKER LARGE
5-11, 185, Jr.
Sioux Falls, South Dakota • Roosevelt H.S.

SINGLE-GAME CAREER HIGHS

Solo Tackles: 7, vs. Montana State, 9-9-2023
 Assisted Tackles: 4, at Southern Illinois, 10-21-2023
 Total Tackles: 8, vs. North Dakota State, 11-4-2023
 Tackles for Loss: 1.0, vs. Montana, 1-7-2024
 Interceptions: 1, four times (last: vs. UAlbany, 12-15-2023)
 Long Interception Return: 64 yards (for TD), vs. Western Oregon, 8-31-2023
 Pass Breakups: 3, vs. Missouri State, 11-18-2023
 Punt Returns: 4, vs. Drake, 9-16-2023, and vs. Missouri State 11-18-2023
 Punt Return Yards: 149, vs. Drake, 9-16-2023
 Long Punt Return: 79 yards (for TD), vs. UAlbany, 12-15-2023

SAFETIES




23-MATTHEW DURRANCE
6-2, 215, Jr.
Lutz, Florida • Steinbrenner H.S.

SINGLE-GAME CAREER HIGHS

Solo Tackles: 3, three times (last: vs. Missouri State, 11-18-2023)
 Assisted Tackles: 5, at Oklahoma State, 8-31-2024
 Total Tackles: 6, at Oklahoma State, 8-31-2024
 Interceptions: 1, at Missouri State, 9-24-2022
 Fumble Recoveries: 1 (for TD), vs. Delaware, 12-3-2022
 Blocked Kicks: 1, vs. Villanova, 12-9-2023
Note: Returned blocked punt versus Villanova 45 yards for touchdown in 2023

SAFETIES (cont.)



25-CALE REEDER

6-0, 190, Sr.

Yorkville, Illinois • Yorkville H.S.

SINGLE-GAME CAREER HIGHS

Solo Tackles: 7, vs. UC Davis, 11-27-2021, and at Southern Illinois, 10-21-2023

Assisted Tackles: 6, at Illinois State, 10-7-2023

Total Tackles: 10, at Southern Illinois, 10-21-2023


Tackles for Loss: 2.0, at Villanova, 12-11-2021

Sacks, 1.0, vs. South Dakota, 12-8-2022

Interceptions: 1, four times (last: vs. Montana State, 9-9-2023)

Forced Fumbles: 1, at Southern Illinois, 10-21-2023

Pass Breakups: 1, eight times (last: at Montana State, 12-17-2022)



26-KOLTEN TILFORD

5-9, 180, R-Fr.

North Platte, Nebraska • North Platte H.S.

SINGLE-GAME CAREER HIGHS

Solo Tackles: 1, vs. Western Oregon, 8-31-2023

Assisted Tackles: 1, at Oklahoma State, 8-31-2024

Total Tackles: 1, vs. Western Oregon, 8-31-2023, and at Oklahoma State, 8-31-2024

Interceptions: 1, vs. Western Oregon, 8-31-2023

Pass Breakups: N/A



27-NOAH THOMPSON

6-0, 185, So.

Brandon, South Dakota • Brandon Valley H.S.

SINGLE-GAME CAREER HIGHS

Solo Tackles: 3, vs. Western Oregon, 8-31-2023

Assisted Tackles: 1, vs. Drake, 9-16-2023

Total Tackles: 3, vs. Western Oregon, 8-31-2023

Interceptions: N/A

Pass Breakups: N/A