



SOUTH DAKOTA STATE UNIVERSITY

JACKRABBIT ATHLETICS NEWS RELEASE

Jackrabbit Sports Information • 2820 HPER Center • Brookings, SD 57007-1497
Football Contact/Assistant AD-Athletic Communications: Jason Hove E-mail: Jason.Hove@sdstate.edu
Office Phone: (605) 688-4623 Mobile: (605) 695-1827 Fax: (605) 688-5999
Facebook: www.facebook.com/jackrabbit.nation Twitter: @GoJacksSDSU Website: www.GoJacks.com

2024 FOOTBALL INFORMATION

Jackrabbits travel to Louisiana

GAME NOTES — SEPT. 21

#1/1 SOUTH DAKOTA STATE (2-1) at SOUTHEASTERN LOUISIANA (1-2)

6 p.m. Saturday • Strawberry Stadium; Hammond, Louisiana



SOUTHEASTERN
LOUISIANA UNIVERSITY

HEAD COACH: Frank Scelfo (Louisiana-Monroe 1981)

• 38-33 record in seven seasons as a collegiate head coach — all at SLU

SERIES NOTE

• Third Meeting (SDSU leads all-time series, 2-0, after wins in 2012 and 2013)

MEDIA INFORMATION

- Game will be televised on ESPN+
- Radio pre-game show begins at 4 p.m. Central on the Jackrabbit Sports Network, which includes flagship station WNAX 570 AM-Yankton and the following affiliates:
 - KJJQ 910 AM-Brookings • KXLG 100.3 FM-Milbank • KORN 1490 AM/101.3 FM-Mitchell
 - KELO 1320 AM/KELQ 107.9 FM-Sioux Falls • KCCR 1240 AM/98.9 FM-Pierre
 - KIMM 106.7 FM/1150 AM-Rapid City • KLOH 1050 AM/94.1 FM-Pipestone, Minn.
 - KXLG 99.1 FM-Watertown • KWYR 93.7 FM-Winner
- Radio team of Tyler Merriam (play-by-play), Al Bahe (color), Scotty Kwas (sidelines) and Brent Bowen (pregame/postgame host) will call the action



HEAD COACH: Jimmy Rogers (SDSU, 2009)

• 17-1 record in two seasons as a collegiate head coach

STARTERS RETURNING: 10 (3 Off., 5 Def., 2 ST)

2024 SCHEDULE AND RESULTS

AUGUST

31 at Oklahoma State L, 20-44

SEPTEMBER

7 INCARNATE WORD [Dairy Drive] W, 45-24

14 AUGUSTANA [Beef Bowl/Hall of Fame] W, 24-3

21 at Southeastern Louisiana 6 p.m.

OCTOBER

5 *at Northern Iowa 4 p.m.

12 *YOUNGSTOWN STATE [Hobo Day] 2 p.m.

19 *at North Dakota State [Dakota Marker] TBA

26 *SOUTH DAKOTA [Interstate Series] TBA

NOVEMBER

2 *MURRAY STATE [Military Appreciation] 2 p.m.

9 *at North Dakota 1 p.m.

16 *SOUTHERN ILLINOIS [Senior Day] 2 p.m.

23 *at Missouri State 2 p.m.

*Missouri Valley Football Conference game | All times Central

TALE OF THE TAPE — 2024 SEASON STATISTICS

SE LOUISIANA	CATEGORY	SOUTH DAKOTA STATE
12.7	Points Per Game	29.7
37.0	Points Allowed Per Game	23.7
152.3	Rushing Yardage Per Game	195.7
150.7	Rush Yardage Allowed/Game	80.3
119.7	Passing Yardage Per Game	230.0
7.0	Average Per Catch	11.5
237.3	Pass Yardage Allowed/Game	247.7
272.0	Total Offense Per Game	425.7
388.0	Total Offense Allowed/Game	328.0
22.7	Kick Return Average	12.5
7.4	Punt Return Average	2.0
0-0	Interception Returns	1-0
3-2	Fumbles-Lost	3-1
18-171	Penalties-Yards	20-223
32:49	Time of Possession/Game	32:36
16-43 (37%)	Third-Down Conversions	16-36 (44%)
2-6 (33%)	Fourth-Down Conversions	0-5 (0%)

2023 SCHEDULE AND RESULTS

AUGUST

31 WESTERN OREGON W, 45-7

SEPTEMBER

9 MONTANA STATE W, 20-16

16 vs. Drake [at Minneapolis, Minn.] W, 70-7

30 *NORTH DAKOTA W, 42-21

OCTOBER

7 *at Illinois State W, 40-21

14 *NORTHERN IOWA W, 41-6

21 *at Southern Illinois W, 17-10

28 *at South Dakota W, 37-3

NOVEMBER

4 *NORTH DAKOTA STATE W, 33-16

11 *at Youngstown State W, 34-0

18 *MISSOURI STATE] W, 35-17

DECEMBER

2 ^MERCER W, 41-0

9 ^VILLANOVA W, 23-12

15 ^UALBANY W, 59-0

JANUARY

7 ^vs. Montana [at Frisco, Texas] W, 23-3

*Missouri Valley Football Conference game

^Football Championship Subdivision playoff game

Sports Information Contact: Jason Hove

Sept. 18, 2024

BROOKINGS, S.D. — The South Dakota State University football team wraps up the nonconference portion of its schedule Saturday with a matchup at Southeastern Louisiana.

Kickoff is set for 6 p.m. at Strawberry Stadium in Hammond, Louisiana. The game will be available for viewing through the ESPN+ streaming platform.

SDSU, which has maintained its No. 1 ranking in both major Football Championship Subdivision polls thus far this season after winning back-to-back national titles, enters Saturday's contest with a 2-1 overall record. After a season-opening loss at Oklahoma State on Aug. 31, the Jackrabbits have since rebounded with a pair of 21-point wins at home, defeating another Southland Conference opponent in Incarnate Word (45-24) on Sept. 7 and NCAA Division II in-state rival Augustana (24-3) last week.

Southeastern, meanwhile, brings a 1-2 record into the week. The Lions picked up their first win of the season in their Sept. 14 home opener against Eastern Washington, scoring a touchdown on the first play of the fourth quarter en route to a 28-24 triumph. SLU began the season with losses at FBS opponents Tulane (52-0) and Southern Mississippi (35-10).

The Lions finished the 2023 campaign with a 3-8 record, but were an FCS playoff team in both 2021 and 2022, ending each of those seasons 9-4 overall.

THE SERIES: Saturday's game marks the third meeting between South Dakota State and Southeastern Louisiana on the football field. The Jackrabbits claimed the first two meetings, sweeping a home-and-home set during the 2012 and 2013 seasons.

In the first meeting, played Sept. 8, 2012, at Hammond, Louisiana, Zach Zenner rushed 34 times for 278 yards and a touchdown to lead the Jackrabbits to a 31-14 victory. Zenner's 35-yard touchdown run and ensuing two-point conversion by Vince Benedetto in the third quarter gave SDSU a 28-7 lead and came about three minutes after Austin Sumner hooked up with Jason Schneider for a 46-yard TD through the air.

Justin Syrovatka kicked three field goals for the Jackrabbits.

In the return meeting, Sept. 14, 2013, at SDSU's Coughlin-Alumni Stadium, SLU led 10-0 after a quarter and 19-7 early in the third quarter before the Jackrabbits behind Zenner. On the Jackrabbits' first offensive play of the second half, Zenner broke through the line for a 75-yard touchdown run to cut the deficit to 19-14.

Later in the third quarter, Sumner scrambled his way to a go-ahead 20-yard touchdown run, while Zenner scored his third TD of the night on a 10-yard run in the fourth.

Dallas Brown capped the Jackrabbits' 27-point scoring streak with a 52-yard interception return for touchdown with 2:25 to play. It was his second interception of the night and the fourth of the game for SDSU.

Zenner ended the game with 128 yards on 17 carries, while Sumner completed 14-of-25 passes for 187 yards. SLU quarterback Bryan Bennett accounted for 396 yards of total offense, throwing for 322 and rushing for a team-high 73.

JACKS IN LOUISIANA: South Dakota State will be making its first trip to the state of Louisiana since that 2012 matchup at Southeastern Louisiana, but the Jackrabbits have fared well in their previous trips to the Pelican State.

Since moving to the Football Championship Subdivision in 2004, SDSU has posted a perfect 4-0 mark in games played in Louisiana, with three of the games decided by one score. Those results include:

- SDSU 31, Southern 24 (Sept. 25, 2004, at Baton Rouge);
- SDSU 24, Nicholls 17 (Sept. 23, 2006, at Thibodaux);
- SDSU 20, McNeese 17 (Sept. 30, 2006, at Lake Charles);
- SDSU 31, Southeastern Louisiana (Sept. 8, 2012).

Overall, SDSU is 5-1 against teams from Louisiana in the FCS era, with the Jackrabbits' lone loss being a 46-44 triple-overtime setback against McNeese in the 2008 Hobo Day game at Coughlin-Alumni Stadium.

YEAR-BY-YEAR IN FCS ERA

GREAT WEST FOOTBALL CONFERENCE

YEAR	OVERALL	CONF
2004	6-5	2-3
2005	6-5	3-2
2006	7-4	3-1
2007	7-4	4-0
TOTALS	26-18	12-6

MISSOURI VALLEY FOOTBALL CONF.

YEAR	OVERALL	CONF
2008	7-5	6-2
2009	8-4	7-1
2010	5-6	4-4
2011	5-6	4-4
2012	9-4	6-2
2013	9-5	5-3
2014	9-5	5-3
2015	8-4	5-3
2016	9-4	7-1
2017	11-3	6-2
2018	10-3	6-2
2019	8-5	5-3
2020-21	8-2	5-1
2021	11-4	5-3
2022	14-1	8-0
2023	15-0	8-0
2024	2-1	0-0
TOTALS	148-62	92-34
OVERALL TOTALS	173-80	104-40

CURRENT WINNING STREAKS

vs. FCS Opponents: 29

(Last Loss: Dec. 18, 2021, at Montana State — L, 17-31)

at Home: 23

(Last Loss: Oct. 23, 2021, vs. Northern Iowa — L, 17-26)

vs. Ranked FCS Opponents: 20

(Last Loss: Dec. 18, 2021, at Montana State — L, 17-31)

vs. MVFC Opponents (regular season): 17

(Last Loss: Nov. 13, 2021, at South Dakota — L, 20-23)

vs. MVFC Opponents (overall): *18

(Last Loss: Nov. 13, 2021, at South Dakota — L, 20-23)

*includes 45-24 victory over North Dakota State in 2022 national championship game

YEAR 21 IN FCS: The 2024 season marks the 21st season South Dakota State has competed in the Football Championship Subdivision.

Since joining the Division I ranks in 2004, the Jackrabbits have compiled a 173-80 record (.684 winning percentage).

In the decade of the 2020s, SDSU has put together a 50-8 record, which is good for an .862 winning percentage.

SWEET 16 IN THE MVFC: The 2023 season marked South Dakota State's 16th as a member of the Missouri Valley Football Conference. Since joining the league in 2008, SDSU is the only program in that span to not have a losing season in conference play.

The Jackrabbits hold a 92-34 record (.730 winning percentage) in MVFC games and have won six or more league games eight times. SDSU has claimed the league title four times: previously earning a share of league titles in 2016 and during the 2020-21 spring season before running the table with an 8-0 record in conference play en route to outright conference championships in both 2022 and 2023.

PLAYOFF HISTORY: South Dakota State made its 14th postseason appearance in its football history in 2023, with 13 of those berths coming as a member of the Football Championship Subdivision. SDSU's lone appearance in the NCAA Division II football playoffs came in 1979, when the Jacks dropped a 50-7 decision at Youngstown State.

The Jackrabbits have compiled a 22-12 record in the playoffs and made their 12th straight appearance in the FCS playoffs, including advancing to at least the semifinal round for the fourth season in a row and sixth time in the last seven seasons. SDSU made its first appearance in a national title game during the 2020-21 spring season, falling to Sam Houston, 23-21, then claimed its first-ever national championship in football with a 45-21 victory over North Dakota State in January 2023. The Jacks repeated as national champions during the 2023 campaign with a 23-3 victory over Montana.

SDSU advanced to the FCS national title game each of the three years it held the No. 1 overall seed in the playoff field (16 teams in 2020-21, 24 teams in 2022 & 2023).

ELITE COMPANY: Heading into the 2023 postseason, South Dakota State was one of only two Football Championship Subdivision programs to reach the playoffs each of the last 12 seasons. The Jackrabbits secured the Missouri Valley Football Conference's automatic bid to the 2023 playoffs, assuring SDSU of its 12th consecutive postseason appearance and 13th overall at the FCS level.

MVFC rival North Dakota State holds the longest active streak with 14 consecutive trips to the playoffs after gaining an at-large berth to the 2023 tournament.

STREAKS CONTINUE: Although SDSU saw its long overall winning streak come to an end in the Aug. 31 season opener, the Jackrabbits still carry several other winning streaks into Saturday's contest.

Dating back to the start of the 2022 season, the Jackrabbits have defeated 29 FCS opponents in a row, including winning 20 in a row against ranked foes from the FCS.

SDSU also holds a 23-game home winning streak, which includes a 7-0 mark in FCS playoff games. The Jackrabbits' last loss at Dana J. Dykhouse Stadium was a 26-17 defeat at the hands of Northern Iowa on Oct. 23, 2021.

The Jackrabbits' 29-game overall winning streak was the third-longest in the history of the Football Championship Subdivision, which dates back to 1978.

RANKINGS STREAK: By being ranked first in the final Stats Perform FCS poll of the 2023 season and through the first four polls of the 2024 campaign, SDSU has now appeared in the top 25 of 163 consecutive media polls dating back to October 2012.

The Jackrabbits have not relinquished the top spot in the poll since ascending to that ranking on Oct. 17, 2022. SDSU held on to the ranking for the final seven surveys of the 2022 season and has extended its streak at No. 1 to 25 consecutive polls with its continued top billing in both 2024 rankings.

QUICK FACTS

SDSU INFORMATION

LOCATION: Brookings, S.D.
ENROLLMENT: 12,065 (fall 2024)
COLORS: Yellow and Blue
NICKNAME: Jackrabbits
AFFILIATION: NCAA Division I Football
 Championship Subdivision
CONFERENCE: Missouri Valley Football Conference
STADIUM: Dana J. Dykhouse Stadium (19,340
 capacity - AstroTurf surface)

2023 RECAP

OVERALL RECORD: 15-0
CONFERENCE RECORD: 8-0 (first place in Missouri Valley
 Football Conference)
POSTSEASON: Football Championship Subdivision
 National Champion (repeat champion)
HOME RECORD: 9-0
AWAY/NEUTRAL RECORD: 4-0/2-0
FINAL RANKINGS: 1st (Stats Perform media)/1st (AFCA
 FCS Coaches)

TEAM INFORMATION

LETTERMEN RETURNING: 53 **LETTERMEN LOST:** 18
 • Offense: 20 • Offense: 9
 • Defense: 31 • Defense: 9
 • Special Teams: 2 • Special Teams: 0

STARTERS RETURNING: 10
 • Offense: 3 • Defense: 5 • Special Teams: 2

OFFENSIVE STARTERS RETURNING (3): Evan Beerntsen,
 OG; Mark Gronowski, QB; Gus Miller, C.

DEFENSIVE STARTERS RETURNING (5): Dalys Beanum, CB;
 Adam Bock, LB; Jarod DePriest, DT; Tucker Large, S;
 Cale Reeder, S.

SPECIAL TEAMS STARTERS RETURNING (2): Hunter
 Dustman, K/P; Kaydon Olivia, LS.

OTHER RETURNING LETTERMEN (43): Steven Arrell, CB;
 Max Baloun, DT; Jon Bell, QB; Kevin Brenner, TE;
 Quinten Christensen, OL; Devon Cole Jr., WR; Cody
 Cotton, CB; Aydan Dautermann, CB; Matthew
 Durrance, S; Caleb Frandl, LB; Greyton Gannon, TE;
 Graham Goering, WR; Brody Gormley, TE; Logan Green,
 DT; Abe Hoskins III, CB; Colby Huerter, S; Amar
 Johnson, RB; Angel Johnson, RB; Bryce
 Johnson, LB; Dontay Johnson, S; Randy Keumogne,
 DE; Aaron Kusler, LB; Jalen Lee, OL; Jalen B. Lee, CB;
 Chase Mason, QB; Daeton Mcgaughy, LB; Cullen
 McShane, LB; Joe Ollman, LB; William Paekpke, OL;
 Blake Peterson, DE; Marcus Preston, WR; Dawson
 Ripperda, DE; Dawson Rudd, OL; Graham Spalding,
 LB; Myles Taylor, CB; Noah Thompson, S; Kolten
 Tilford, S; Levi Vanden Bos, DE; Ethan Vibert, OL; Kirby
 Vorhees, RB; Griffin Wilde, WR; Zac Wilson, DE; Aaron
 Wolfcale-Holsten, DT.

CAPTAINS: Leading the Jackrabbit football team are six captains:

- Dalys Beanum, Sr., Omaha, Nebraska;
- Adam Bock, Sr., linebacker, Solon, Iowa;
- Jarod DePriest, Sr., defensive tackle, Trivoli, Illinois;
- Mark Gronowski, Sr., quarterback, Naperville, Illinois;
- Tucker Large, Jr., safety, Sioux Falls;
- Gus Miller, Sr., offensive lineman, Brookings.

Bock and Gronowski are both in their third seasons in the role, while the other four captains are first-time captains.

BEERNTSEN HONORED: SDSU senior Evan Beerntsen was honored Sept. 9 as Missouri Valley Football Conference Offensive Lineman of the Week.

A right guard from De Pere, Wisconsin, Beerntsen graded at 85 percent and was credited with 11 pancake blocks as top-ranked SDSU defeated No. 11/12 Incarnate Word, 45-24, on Sept. 7 at Dana J. Dykhouse Stadium. The Jackrabbits racked up 31 first downs and 515 yards of total offense, passing for 385 yards and rushing for 230.

The award is the second of his career for Beerntsen, who first received the award for his play in an Oct. 28, 2023, victory at South Dakota.

PRESEASON ALL-AMERICANS: South Dakota State is well-represented on the 2024 Stats Perform FCS Preseason All-America Team with six selections. The honor squad was announced in early August and includes first-team selections Mark Gronowski and Adam Bock from the Jackrabbits.

Gronowski, the reigning Walter Payton Award winner as the top offensive player in the FCS ranks a year ago, returns for his senior season after throwing for 3,058 yards and 29 touchdown against only five interceptions in 2023. The Naperville, Illinois, native led the FCS in quarterback rating at 179.67 while completing 68.1 percent(209-of-307) of his passes.

In addition, Gronowski ran for 402 yards and eight touchdowns in helping lead the Jackrabbits to a 15-0 record in 2023.

Gronowski is again on the Walter Payton Award Preseason Watch List, while Bock returns to the Buck Buchanan Award Preseason Watch List after being a finalist for the top defensive player in FCS in 2021.

A senior linebacker from Solon, Iowa, Bock ranked third on the team last season with 65 tackles despite missing five games due to injury. A two-time first-team all-Missouri Valley Football Conference selection and a second-team All-America honoree in 2021, Bock has tallied more than 300 career tackles.

Receiving second-team honors on the Stats Perform preseason squad were offensive lineman Gus Miller and punt returner Tucker Large. The FCS winner of the 2023 Rimington Award as the top center and a Brookings native, Miller played a key role within an offensive line that helped pave the way for the Jackrabbits to average 37.3 points and 449.9 yards of total offense per game.

Large, a junior from Sioux Falls, averaged 18.9 yards per punt return attempt last season and set an SDSU single-game record with 159 yards versus Drake. Also a starting safety for the Jackrabbits, Large ranked second on the team with four interceptions and added 49 tackles.

Rounding out the Jackrabbit contingent on the Stats Perform FCS Preseason All-America Team were third-team honorees Dalys Beanum and Amar Johnson. Beanum, a senior cornerback from Omaha, is coming off a 2023 campaign in which he recorded a team-best five interceptions while also contributing 29 tackles and two pass breakups.

Johnson made the squad as an all-purpose back after ranking second on the team in 2023 with 1,205 all-purpose yards (80.3 ypg). A senior from O'Fallon, Missouri, Johnson finished second on the squad with 801 rushing yards, averaging 6.3 yards per carry, while also tallying 282 yards on kickoff returns (23.5 yards per attempt) and catching 12 passes for 122 yards.

GAME NOTES — SOUTH DAKOTA STATE AT SOUTHEASTERN LOUISIANA

OPENING DRIVES BY HALF

2023 OPPONENT	1ST-O	2ND-O	1ST-D	2ND-D
Western Oregon	TD	Downs	INT-TD	Punt
Montana State	Fumble	TD	Punt	Punt
Drake	TD	TD	TD	Punt
North Dakota	TD	TD	Punt	Punt
Illinois State	TD	Punt	Punt	TD
Northern Iowa	TD	TD	Punt	Punt
Southern Illinois	Punt	TD	Downs	Punt
South Dakota	Punt	FG	FG	Punt
North Dakota State	TD	TD	TD	Miss FG
Youngstown State	FG	TD	Punt	Downs
Missouri State	TD	Punt	Punt	TD
Mercer	FG	TD	Punt	Punt
Villanova	FG	Fumble	Punt	Punt
UAlbany	TD	Punt	INT	Fum-TD
Montana	TD	Punt	Downs	Fum

2024 OPPONENT	1ST-O	2ND-O	1ST-D	2ND-D
Oklahoma State	Downs	TD	FG	TD
Incarnate Word	Miss FG	TD	FG	TD
Augustana	TD	Downs	FG	Punt

2024 LONGEST DRIVES

By PLAYS

12 - vs. Incarnate Word (1Q), 12-67-6:08 (field goal)

By YARDS

78 - at Oklahoma State (4Q), 3-78-1:37 (touchdown)

By TIME OF POSSESSION

6:08 - vs. Incarnate Word (1Q), 12-67-6:08 (field goal)

GRONOWSKI A DUAL THREAT: South Dakota State quarterback Mark Gronowski reached another milestone early in the 2024 season by accounting for the 100th touchdown of his career.

Gronowski enters Saturday's game against Southeastern Louisiana having been a part of 106 touchdowns — 76 passing, 29 rushing and 1 receiving. So far this season he has thrown six touchdown passes and rushed for two more, both of which came last week against Augustana. He has accounted for at least one touchdown in 39 of 43 career starts. He had a streak of passing and rushing for a touchdown in 11 straight games come to an end Oct. 21, 2023, at Southern Illinois, but has accomplished the feat 22 times. The Jackrabbits have a 39-4 record in Gronowski's 43 career starts, including an 11-1 mark in postseason games.

In addition, Gronowski moved into second place on the career total offense charts at SDSU in the 2024 home opener versus Incarnate Word. Now with 9,721 yards of total offense, he also ranks third in career passing yards with 8,280.

During the 2023, season, Gronowski became the third SDSU quarterback to top 5,000 yards passing and 1,000 yards rushing in his career, joining Taryn Christion (11,535 passing/1,515 rushing from 2015-18) and Ted Wahl (6,016 passing/1,229 rushing from 1985-88).

WILDE OFF TO FAST START: Sophomore wide receiver Griffin Wilde has turned in a series of strong performances to open the 2024 season.

In the season opener at Oklahoma State, Wilde established new career highs with seven receptions and 150 receiving yards. The Sioux Falls native scored his first touchdown of the season on a 60-yard pass play in the fourth quarter and added catches of 21 and 33 yards to set up the Jackrabbits' first touchdown of the game. Six of his seven receptions went for at least 10 yards.

Wilde bettered his receptions total a week later in the Sept. 7 home opener versus Incarnate Word, hauling in 10 catches — on 10 targets — for 106 yards. He also recorded the first two-touchdown game of his young career, scoring on pass plays of 11 and 25 yards in the second half.

With 26 receptions for 303 yards through three games, Wilde currently ranks seventh among Football Championship Subdivision receivers with three touchdown catches and an average of 7.7 receptions per game. His average of 101 receiving yards per game currently ranks 11th in the subdivision.

WOODS IMPRESSES IN DEBUT: True freshman Maxwell Woods turned in a strong all-around performance in his Sept. 14 collegiate debut versus Augustana.

The native of Carver, Minnesota, racked up 89 all-purpose yards on nine touches. He tallied 61 rushing yards on six carries, including breaking off a 44-yard run on his second carry of the night. Woods also contributed two receptions for nine yards and a kickoff return for 19 yards.

HOMECOMING FOR PREJEAN: Redshirt freshman wide receiver Kentrell Prejean will be making a homecoming of sorts this weekend as he returns to his home state.

A native of Lafayette, Louisiana, and a 2023 graduate of Teurlings Catholic High School, Prejean has caught five passes for 36 yards so far this season.

BOTH ENDS OF THE SPECTRUM: The Jackrabbits wrapped up the 2023 season by ranking in the top six of the Football Championship Subdivision in both scoring offense (sixth, 37.3 points per game) and scoring defense (first, 9.3 points per game). SDSU scored 20 or more points in 28 of the 29 games in their long winning streak and has now held the opposition to 10 points or less 10 times over the last two seasons.

The Jackrabbits pitched a shutout in three of their last six games of the 2023 season — a 34-0 victory at Youngstown State on Nov. 11, a 41-0 whitewashing of Mercer on Dec. 2 and blanking UAlbany, 59-0, on Dec. 15. Overall, SDSU outscored the opposition, 146-15, in four playoff games, allowing only one touchdown.

2024 SEASON HIGHS

INDIVIDUAL GAME HIGHS

RUSHING ATTEMPTS: 19, by Amar Johnson, vs. Incarnate Word, 9-7-24
RUSHING YARDS: 126, by Amar Johnson, vs. Augustana, 9-14-24
RUSHING TOUCHDOWNS: 2, by Amar Johnson, vs. Incarnate Word, 9-7-24, and by Mark Gronowski, vs. Augustana, 9-14-24
LONG RUSH: 44 yards, by Maxwell Woods, vs. Augustana, 9-14-24
PASS ATTEMPTS: 36, by Mark Gronowski, at Oklahoma State, 8-31-24
PASS COMPLETIONS: 21, by Mark Gronowski, vs. Incarnate Word, 9-7-24
YARDS PASSING: 285, by Mark Gronowski, vs. Incarnate Word, 9-7-24
TOUCHDOWN PASSES: 4, by Mark Gronowski, vs. Incarnate Word, 9-7-24
RECEPTIONS: 10, by Griffin Wilde, vs. Incarnate Word, 9-7-24
YARDS RECEIVING: 150, by Griffin Wilde, at Oklahoma State, 8-31-24
RECEIVING TOUCHDOWNS: 2, by Griffin Wilde, vs. Incarnate Word, 9-7-24
LONG RECEPTION: 61 yards, by Brody Gormley (from Mark Gronowski), vs. Incarnate Word, 9-7-24
TACKLES: 12, by Adam Bock, at Oklahoma State, 8-31-24
TACKLES FOR LOSS: 3.0, by Adam Bock, vs. Incarnate Word, 9-7-24
SACKS: 1.5, by Dawson Ripperda, vs. Augustana, 9-14-24
INTERCEPTIONS: 1, by Colby Humphrey, vs. Augustana, 9-14-24
LONG INTERCEPTION RETURN: N/A
PASS BREAKUPS: 1, six times (last: by three players, vs. Augustana, 9-14-24)
FIELD GOALS: 2, by Hunter Dustman, at Oklahoma State, 8-31-24
LONG FIELD GOAL: 48 yards, by Hunter Dustman, at Oklahoma State, 8-31-24
PUNTS: 4, by Hunter Dustman, vs. Augustana, 9-14-24
PUNTING AVERAGE (MIN. 3 PUNTS): 48.0 yards (3 punts), by Hunter Dustman, at Oklahoma State, 8-31-24
LONG PUNT: 55 yards, by Hunter Dustman, vs. Augustana, 9-14-24
KICKOFF RETURNS: 4, by Angel Johnson, at Oklahoma State, 8-31-24
KICK RETURN YARDS: 78, by Angel Johnson, at Oklahoma State, 8-31-24
LONG KICK RETURN: 24 yards, by Angel Johnson, at Oklahoma State, 8-31-24
PUNT RETURNS: 1, by Dalys Beanum, vs. Augustana, 9-14-24
PUNT RETURN YARDS: 2, by Dalys Beanum, vs. Augustana, 9-14-24
LONG PUNT RETURN: 2 yards, by Dalys Beanum, vs. Augustana, 9-14-24

OWNING THE THIRD: South Dakota State held a huge advantage coming out of the locker room at halftime by outscoring the opposition by a 123-14 margin in the third quarter of games last season. The Jackrabbits solidified that margin by outscoring Montana, 16-0, in the third stanza of the national championship game.

However, that trend was reversed in the 2024 season opener as Oklahoma State outscored the Jackrabbits, 21-7, in the third quarter of the Aug. 31 game. SDSU has since pulled even in third-quarter scoring at 28 points each between the Jackrabbits and the opposition.

MODELS OF EFFICIENCY: South Dakota State made 57 trips into the red zone during the 2023 season and came away with points 55 of those times for an FCS-best 96 percent efficiency rate. The Jacks scored a touchdown on 45 of those trips — 30 rushing, 15 passing — with 10 field goals.

SDSU went 13-for-14 in red-zone trips during the postseason, scoring nine touchdowns with four field goals. The Jackrabbits' lone red-zone trip in which they did not score ended with a kneel-down to run out the clock against Villanova.

The Jacks had a streak over two seasons of scoring on 70 consecutive drives into the red zone come to end with an interception in the end zone early in the fourth quarter of the Oct. 21, 2023, game at Southern Illinois. Before that, the last time SDSU did not score when inside the opponent's 20-yard line was on a missed field goal in the second quarter of their Oct. 1, 2022, game versus Western Illinois. SDSU had scored 57 touchdowns and kicked 13 field goals in that span.

In addition, the Jackrabbits led the FCS ranks in both third-down and fourth-down conversions on offense. SDSU converted on an FCS-best 53.5 percent (84-of-157) of its third-down attempts, highlighted by a 9-for-14 performance in the opening round of the playoffs against Mercer.

SDSU finished above 50 percent on third downs in the first six games of the season before being limited to a 4-for-12 performance Oct. 21 at Southern Illinois.

On fourth down, the Jackrabbits converted 9-of-11 times for 82 percent, including making good on their lone attempt in the Dec. 9 playoff matchup against Villanova.

So far this season, SDSU is 8-for-11 in red-zone trips with six touchdowns. The Jackrabbits have yet to convert on a fourth-down play this season, going 0-for-5.

PICKING OFF THE COMPETITION: The Jackrabbit defense has continually taken the ball away from the opposition in recent seasons, including leading the Football Championship Subdivision in interceptions two of the last three seasons while ranking second in 2023.

After leading the subdivision with 21 interceptions in 2021, SDSU tallied an FCS-best 18 interceptions in 2022, including two in that season's national championship game against North Dakota State. Jackrabbit defenders recorded at least one interception in each of their 11 regular season games during the 2022 campaign.

Last year, the Jackrabbits hauled in 19 interceptions to rank second among FCS squads. SDSU tallied three interceptions in its 2023 season opener against Western Oregon (Colby Huerter, Tucker Large, Kolten Tilford) and again in the Dec. 15 semifinal playoff game versus UAlbany (Large, DyShawn Gales, Dalys Beanum).

Beanum recorded an interception in each of SDSU's four playoff games. Seven of his 11 career interceptions have come in the postseason.

Dating back to the start of the 2018 season, the Jackrabbits have intercepted at least one pass in 66 of their last 84 games for a total of 107 pickoffs. Colby Humphrey came up with the Jackrabbits' first interception of the season late in the first quarter of the Sept. 14 game versus Augustana.

MANY HAPPY RETURNS: South Dakota State raced out to a 28-0 lead a minute into the second quarter of its 2023 season opener against Western Oregon thanks to a pair of long interception returns for touchdowns by its starting safeties.

SDSU CAREER FIELD GOALS

1. Parker Douglass, 2004-07	62
2. Justin Syrovatka, 2011-14	55
3. Chase Vinatieri, 2016-19	47
4. Hunter Dustman, 2020-present.....	41
5. Brett Gorden, 1995-98	36
6. Peter Reifenrath, 2008-10	34
7. Cole Frahm, 2019-21	33
8. Adam Vinatieri, 1991-94.....	27
9. Tony Harris, 1977-80	23
K.C. Johnson, 1984-86	23
Keith Witt, 2002-03.....	23

DANA J. DYKHOUSE STADIUM RECORDS

YEAR-BY-YEAR RECORDS

2016	6-1
2017	7-1
2018	7-0
2019	5-3
2020-21	5-0
2021	5-2
2022	9-0
2023	9-0
2024	2-0
TOTALS	55-7

ATTENDANCE TOP 10

Nov. 4, 2023 • vs. North Dakota State	19,431
Sept. 14, 2024 • vs. Augustana	19,376
Oct. 26, 2019 • vs. North Dakota State	19,371
Oct. 14, 2023 • vs. Northern Iowa	19,357
Oct. 8, 2022 • vs. South Dakota	19,332
Sept. 9, 2023 • vs. Montana State	19,332
Sept. 7, 2024 • vs. Incarnate Word	19,231
Sept. 30, 2023 • vs. North Dakota	19,231
Oct. 29, 2022 • vs. Indiana State	19,041
Nov. 4, 2017 • vs. North Dakota State	18,130

First, Colby Huerter hauled in an interception off a deflection by DyShawn Gales for a 54-yard return for touchdown. On the first play of the second quarter, Tucker Large picked off a pass and weaved his way through traffic for a 64-yard score.

It marked the fifth time in the Division I era of Jackrabbit football (since 2004) that SDSU returned two interceptions for touchdowns in the same game. The others:

- Sept. 29, 2007 vs. Stephen F. Austin — Jimmy Rogers (32 yards, Q2), Conrad Kjerstad (82, Q4);
- Nov. 10, 2007 vs. Southern Utah — Tyler Koch (45 and 99 yards in Q4);
- Oct. 1, 2016 vs. Western Illinois — Christian Rozeboom (37 yards, Q3), Dallas Brown (19, Q3);
- Nov. 27, 2021 vs. UC Davis — Adam Bock (39 yards, Q3), Dalys Beenum (59, Q4).

SDSU also scored two return touchdowns in the Dec. 15 semifinal victory against UAlbany when Tucker Large returned a punt 79 yards to the end zone midway through the second quarter and Jason Freeman scooped up a fumble on the second play of the second half and returned it 34 yards to push the Jackrabbit lead to 42-0.

DOUBLE-DUTY DUSTMAN: Senior Hunter Dustman has figured prominently in the Jackrabbits' special teams efforts the past two seasons.

A native of East Bethel, Minnesota, Dustman has handled both the kicking and punting duties for the Jackrabbits. As the placekicker, he has put together back-to-back 100-point seasons, scoring 113 points in 2022 and 122 points during the 2023 season. He made 18 field goals each of the past two seasons and has four so far during the 2024 campaign to stand fourth on the program career charts with 41 field goals.

In addition, Dustman set an SDSU single-season record with 68 extra points in 2023.

A four-time Missouri Valley Football Conference Special Teams Player of the Week award winner, Dustman has averaged 42.5 yards on 120 career punts. He got off to a solid start to the 2024 season by making both of his field goal attempts (31 and 48 yards) and averaging 48 yards on three punts with a long of 53 Aug 31 at Oklahoma State.

FREUND JOINS COACHING STAFF: Danny Freund was hired as co-offensive coordinator and quarterbacks coach in January 2024. He will share coordinator duties with Ryan Olson, who has been a member of the SDSU coaching staff since 2021 and will retain duties coaching the offensive line.

Freund spent the last dozen years coaching at the University of North Dakota, including serving as offensive coordinator and quarterbacks coach since 2018. He helped lead the Fighting Hawks to five FCS playoff appearances, as well as a share of the Missouri Valley Football Conference title during the 2020-21 spring season.

Prior to his role as offensive coordinator, Freund had stints coaching UND's running backs, fullbacks and wide receivers. He also held the title of associate head coach during the 2023 season, when the Fighting Hawks averaged 34.1 points per game en route to a postseason berth. He was honored by RII Sports Technology with its GRAPHITE Award, which recognizes excellence and efficiency in play-calling.

Freund was a two-year team captain (2007, 2008) as UND made the transition from NCAA Division II, compiling a 16-6 record as the starting quarterback. He set multiple school passing records before embarking on his coaching career as a graduate assistant at Carthage College in Kenosha, Wisconsin, in 2010. Freund returned to Grand Forks and UND in 2011.

THE 12TH MAN: South Dakota State benefited from large crowds throughout the 2023 regular season, averaging 18,208 fans after coming off a national championship.

The Jackrabbits drew their first of four sellout crowds last season when 19,332 fans came out for the Sept. 9 showdown against Montana State, which at the time tied for the second-largest attendance in the seven-year history of Dana J. Dykhous Stadium. The crowd played a big role in the game, helping factor in nine false-start penalties by Montana State in the game, including six in the final quarter.

The Nov. 4 Dakota Marker game against North Dakota State, which was a rematch from the 2022 FCS national championship game, drew a stadium-record 19,431 fans.

PRONUNCIATION GUIDE

COACHES

Danny Freund	froid
Jake/Pete Menage	MEN-age

PLAYERS

Jack Amer	AIM-er
Steven Arrell	ah-RELL
Max Baloun	bah-LOON
Evan Beerntsen	BURNT-sen
Brenden Begeman	BEG-ah-man
Matthew Durrance	durr-ANTS
Caleb Franci	FRANCE-III
Grahm Goering	GORE-ing
Mark Gronowski	grow-NOW-ski
Colby Huerter	HURT-er
Randy Keumogne	cah-MOAN-yay
Isaac Krael	KROTZ-ill
Aaron Kusler	COOSE-ler
Daeton Mcgaughy	Mc-GOY
Joe Ollman	OHL-man
William Paepke	PAP-key
Kentrell Prejean	KEN-trell PRAY-john
Dawson Ripperda	RIP-er-dah
Noah St-Juste	saint-JOOST
Jace Sifore	CY-for
Davin Stoffel	STAW-full
Ethan Vibert	VY-bert
Griffin Wilde	WILL-dee

Two other crowds last season reached sellout status, with 19,357 fans clicking through the turnstiles for the Oct. 14 Hobo Day game versus Northern Iowa and a total of 19,231 fans in attendance for the Sept. 30 league opener with North Dakota.

SDSU also set program playoff attendance records in all three postseason games the Jackrabbits hosted, highlighted by a crowd of 12,265 for the semifinal game against UAlbany.

Large crowds are continuing to fill Dana J. Dykhouse Stadium in 2024 as 19,321 fans — the seventh-largest crowd in stadium history — attending the Sept. 7 season opener. Another sell-out crowd of 19,376 filled the stands Sept. 14 against Augustana to make it the second-largest attendance on record.

October home games versus Youngstown State (Oct. 12) and South Dakota (Oct. 26) are close to selling out.

DANA J. DYKHUSE STADIUM: Jackrabbit football moved into a new home in September of 2016 with the completion of Dana J. Dykhouse Stadium.

The stadium, which was constructed in phases on the site of SDSU's previous home field, Coughlin-Alumni Stadium, seats 19,340 spectators and cost \$65 million to build.

Dana J. Dykhouse Stadium is being funded through private gifts and long-term revenue streams, including concessions and suite, loge box and ticket sales. Bonds are financing nearly two-thirds of the project's construction, with the remaining dollars coming from private support. Lead gifts totaling \$12.5 million from former Jackrabbit football player and Sioux Falls banker Dana Dykhouse and philanthropist T. Denny Sanford were announced in October 2013.

The stadium officially opened Sept. 8, 2016, featuring a concert by country music stars Luke Bryan, Little Big Town and Lee Brice as part of the Jacks Bash opening weekend. The first football game was two days later, on Sept. 10, when the Jackrabbits defeated Drake, 56-28.

SDSU has gone on to post a 54-7 record at Dana J. Dykhouse Stadium during its eight-plus seasons of operation, including a 14-1 mark in FCS playoff games. The Jacks' current home winning streak is 22 games (including playoff games), with their last home loss a 26-17 setback to Northern Iowa on Oct. 23, 2021.

In 2023, the Jackrabbits completed their fourth undefeated season while playing at Dana J. Dykhouse Stadium, compiling a 9-0 record. SDSU previously posted perfect home records in 2018 (7-0), the 2020-21 spring season (5-0) and 2022 (9-0).

Dana J. Dykhouse Stadium was designed by Kansas City-based Crawford Architects, with the construction firm JE Dunn serving as the project manager at risk and Henry Carlson Company of Sioux Falls serving as general contractor.

JACKS IN THE PROS: Six former Jackrabbit standouts were on opening day rosters as the 2024 National Football League kicked off last week, continuing the Jackrabbits' long tradition of developing players into pro prospects.

Headlining the list is tight end Dallas Goedert of the Philadelphia Eagles. After being selected in the second round of the 2018 NFL Draft, Goedert has gone on to record 314 receptions for 3658 yards and 22 touchdowns in seven seasons. In helping lead the Eagles to the Super Bowl during the 2022 season, Goedert caught 55 passes for 702 yards and three touchdowns. He has seven receptions for 69 yards thus far during the 2024 campaign.

Also at tight end is second-year pro Tucker Kraft with the Green Bay Packers. A third-round pick in 2023, Kraft turned in a strong second half to his rookie season, finishing the year with 31 catches for 355 yards and a pair of touchdowns. He tallied two catches for 37 yards in a matchup against Goedert (4 catches, 31 yards) and the Eagles in the 2024 season opener that was played in Sao Paulo, Brazil, then added two catches for 16 yards in Week 2.

2024 SEASON HIGHS

TEAM GAME HIGHS

RUSHING ATTEMPTS: 42, vs. Incarnate Word, 9-7-24
RUSHING YARDS: 233, vs. Augustana, 9-14-24
YARDS PER RUSH: 6.5, vs. Augustana, 9-14-24
RUSHING TOUCHDOWNS: 3, vs. Augustana, 9-14-24
PASS ATTEMPTS: 37, vs. Incarnate Word, 9-7-24
PASS COMPLETIONS: 21, vs. Incarnate Word, 9-7-24
YARDS PASSING: 285, vs. Incarnate Word, 9-7-24
YARDS PER PASS: 8.9, vs. Incarnate Word, 9-7-24
PASSING TOUCHDOWNS: 4, vs. Incarnate Word, 9-7-24
TOTAL PLAYS: 74, vs. Incarnate Word, 9-7-24
TOTAL OFFENSE: 515, vs. Incarnate Word, 9-7-24
YARDS PER PLAY: 7.0, vs. Incarnate Word, 9-7-24
POINTS: 45, vs. Incarnate Word, 9-7-24
FIRST DOWNS: 31, vs. Incarnate Word, 9-7-24
SACKS BY: 3, vs. Augustana, 9-14-24
PENALTIES: 9, vs. Augustana, 9-14-24
PENALTY YARDS: 110, vs. Augustana, 9-14-24
TURNOVERS BY: 3, vs. Augustana, 9-14-24
TURNOVERS FORCED: 1, vs. Incarnate Word, 9-7-24, and vs. Augustana, 9-14-24
INTERCEPTIONS BY: 1, vs. Augustana, 9-14-24
PASS BREAKUPS: 3, vs. Augustana, 9-14-24
FUMBLE RECOVERIES: 1, vs. Incarnate Word, 9-7-24
PUNTS: 4, vs. Augustana, 9-14-24
TIME OF POSSESSION: 35:17, vs. Incarnate Word, 9-7-24

Linebacker Christian Rozeboom earned a Super Bowl ring with the Los Angeles Rams during the 2021 season. A member of the Rams' practice squad in 2020, Rozeboom made his NFL debut with the Kansas City Chiefs early in 2021 before returning to Los Angeles and seeing action mostly on special teams for the Rams for the remainder of the regular season and postseason.

Rozeboom earned a starting spot in 2023 and ranked fourth on the team with 79 tackles while adding an interception. He has registered 13 tackles so far in 2024.

Running back Pierre Strong, Jr., who was drafted in 2022 by New England, is currently in his second year with the Cleveland Browns. He has three receptions for 30 yards and has rushed three times for five yards so far this season. For his career, Strong has averaged 5.2 yards per carry while rushing for two touchdowns, and has caught 15 passes for 119 yards.

SDSU had two more players selected in the NFL Draft in 2024 when Mason McCormick was taken in the fourth round by Pittsburgh and Isaiah Davis was a fifth-round pick of the New York Jets. Davis has yet to factor in any statistics during his rookie season.

Six others who played on both Jackrabbit national championship teams later signed as free agents: cornerback DyShawn Gales (Cleveland); offensive tackle Garret Greenfield (Seattle); tight end Zach Heins (Los Angeles Chargers); wide receivers Jadon and Jaxon Janke (Houston), and linebacker/safety Isaiah Stalbird (New Orleans). Greenfield and Stalbird were later assigned to their respective teams' practice squads.

Headlining the list of Jackrabbit pro football alumni are Hall of Famer Jim Langer and the NFL's career scoring leader, Adam Vinatieri.

Langer who played football at SDSU from 1967-69 and also was an All-American in baseball, played center on every offensive down during the Miami Dolphins' perfect season in 1972. He was a first-team All-Pro four times and was selected to play in six Pro Bowl games. He played in three Super Bowl games with the Dolphins from 1970-79 before finishing his career with the Minnesota Vikings from 1980-81. Langer passed away in September 2019.

Vinatieri wrapped up his playing career after becoming the NFL's all-time scoring leader in 2018 as a member of the Indianapolis Colts. Over Vinatieri's 24 seasons from 1996-2019, his totals include NFL bests of 599-of-715 on field goal attempts, 83.8 percent, and 2,673 career points. He also ranks second in career extra points with 874.

In all, Vinatieri set 15 NFL records, including 21 100-point seasons.

ROGERS SHOW: The Jimmy Rogers Radio Show airs throughout the 2024 season.

The weekly, hour-long show originates in front of a live audience at 6 p.m. Mondays at Cubby's Sports Bar and Grill in downtown Brookings. Hosted by Tyler Merriam, the show airs along the Jackrabbit Sports Network, including flagship station WNAX 570 AM, and can be heard through the Jackrabbit app and online at GoJacks.com.

Weekly segments include interviews with Jackrabbit coaches, student-athletes and others associated with SDSU football. Fans can submit questions through social media platforms and fans in attendance can register for weekly prizes.

A LOOK AHEAD: The Jackrabbits will have their lone bye week of the 2024 season before opening Missouri Valley Football Conference action Oct. 5 at Northern Iowa. Kickoff at the UNI-Dome in Cedar Falls, Iowa, is set for 4 p.m..

Next home game for South Dakota State is the Oct. 12 Hobo Day game versus Youngstown State.

DEPTH CHART vs. SOUTHEASTERN LOUISIANA

OFFENSE

LT	69	Quinten Christensen, 6-5, 300, So., Wessington Springs, S.D.
	75	Dawson Rudd, 6-6, 290, So., Claremore, Okla.
LG	77	William Paepke, 6-5, 295, R-Fr., Rapid City, S.D.
	54	Jalen Lee, 6-3, 310, Sr., Robbins, Ill.
C	50	GUS MILLER, 6-3, 295, Sr., Brookings, S.D.
	74	Shane Willenbring, 6-4, 285, Fr., La Crosse, Wis.
RG	61	EVAN BEERNTSEN, 6-4, 300, Sr., De Pere, Wis.
	58	Jackson Kerstin, 6-4, 280, R-Fr., Naperville, Ill.
RT	78	Marcus Hicks, 6-6, 320, Sr., Wichita, Kan.
	68	Nick Bakken, 6-5, 275, Fr., Whitefish Bay, Wis.
TE (Y) or	87	Davin Stoffel, 6-6, 250, R-Fr., Mosinee, Wis.
	88	Greyton Gannon, 6-4, 235, So., Eagle, Wis.
	89	Brody Gormley, 6-7, 245, So., Topeka, Kan.
TE	44	Kevin Brenner, 6-3, 240, Sr., Silver Lake, Wis.
	83	David Alpers, 6-6, 240, So., Sioux Falls, S.D.
WR (X)	12	Grahm Goering, 6-2, 200, Jr., Iowa City, Iowa
	6	Elijah Ervin, 6-1, 195, Jr., Phoenix, Ariz.
WR (W) or	4	Kentrell Prejean, 5-8, 160, R-Fr., Lafayette, La.
	15	Devon Cole Jr., 5-10, 185, Sr., Clermont, Fla.
WR (Z) or	18	Griffin Wilde, 6-2, 200, So., Sioux Falls, S.D.
	2	Marcus Preston, 6-2, 200, Sr., Lawrence, Kan.
	19	Jack Smith, 6-0, 190, Fr., Sioux Falls, S.D.
QB	11	MARK GRONOWSKI, 6-3, 225, Sr., Naperville, Ill.
	7	Chase Mason, 6-4, 230, Jr., Hurley, S.D.
	5	Jon Bell, 6-3 195, Jr., Naperville, Ill.
RB	3	Amar Johnson, 5-10, 200, Sr., O'Fallon, Mo.
	20	Kirby Vorhees, 5-11, 205, R-Fr., Lutz, Fla.

Returning starters indicated in CAPS

DEFENSE

DE	57	Levi Vanden Bos, 6-3, 250, Jr., Rock Valley, Iowa
	90	Randy Keumonge, 6-2, 240, Sr., Oakdale, Minn.
NT	93	Max Baloun, 6-6, 285, Jr., Redfield, S.D.
	51	Logan Green, 6-4, 290, So., Northboro, Iowa
DT	52	JAROD DePRIEST, 6-5, 285, Sr., Trivoli, Ill.
	55	Aaron Wolfcale-Holsten, 6-2, 285, Jr., Gilbert, Ariz.
DE	94	Kobe Clayborne, 6-0, 275, Jr., Sioux City, Iowa
	99	Dawson Ripperda, 6-4, 245, So., Larchwood, Iowa
LB (Will) or	29	Graham Spalding, 6-2, 210, Sr., Oviedo, Fla.
	0	Daeton Mcgaughy, 6-0, 205, Sr., Elwood, Kan.
	40	Aaron Kusler, 6-3, 230, Sr., Sioux Falls, S.D.
LB (Mike)	32	ADAM BOCK, 6-1, 225, Sr., Solon, Iowa
	11	Joe Ollman, 6-1, 225, So., Mequon, Wis.
LB (Sam)	9	Caleb Franci, 6-1, 195, Sr., Grand Island, Neb.
	0	Daeton Mcgaughy, 6-0, 205, Sr., Elwood, Kan.
	28	Chase Van Tol, 6-1, 200, R-Fr., Tea, S.D.
LCB	22	Colby Humphrey, 5-11, 185, Sr., Birmingham, Ala.
	4	Steven Arrell, 6-3, 195, Jr., Brooklyn Park, Minn.
FS	23	Matthew Durrance, 6-2, 215, Jr., Lutz, Fla.
	26	Kolten Tilford, 5-9, 180, R-Fr., North Platte, Neb.
SS	14	Colby Huerter, 6-1, 205, Sr., Katy, Texas
	27	Noah Thompson, 6-0, 185, So., Brandon, S.D.
LCB	7	DALYS BEANUM, 6-1, 200, Sr., Omaha, Neb.
	2	Myles Taylor, 6-1, 175, Jr., Gilbert, Ariz.

SPECIAL TEAMS


PK	10	HUNTER DUSTMAN, 6-4, 225, Sr., East Bethel, Minn.	Holder	5	Jon Bell, 6-3 195, Jr., Naperville, Ill.
	99	Jack Stevens, 6-0, 160, Fr., North Augusta, S.C.			
P	10	HUNTER DUSTMAN, 6-4, 225, Sr., East Bethel, Minn.	KOR	20	Kirby Vorhees, 5-11, 205, R-Fr., Lutz, Fla.
	41	Max Pelham, 6-1, 195, Jr., Ankeny, Iowa		34	Maxwell Woods, 5-10, 185, Fr., Carver, Minn.
Long Snaps	37	KAYDON OLIVIA, 5-11, 215, Jr., Schertz, Texas	PR	7	Dalys Beanum, 6-1, 200, Sr., Omaha, Neb.
	59	Carson Strohbeen, 6-1, 210, R-Fr., Sioux City, Iowa		34	Maxwell Woods, 5-10, 185, Fr., Carver, Minn.



South Dakota State University JACKRABBITS

2024 Football Roster

No.	NAME	Pos	Ht	Wt	Yr	HOMETOWN	No.	NAME	Pos	Ht	Wt	Yr	HOMETOWN
0	Daeton Mcgaughy	LB	6-0	205	Sr.	Elwood, Kan.	45	Boden Schiller	LB	6-1	200	Fr.	Volga, S.D.
1	Tucker Large	S	5-11	185	Jr.	Sioux Falls, S.D.	46	Blake Leiferman	TE	6-5	250	Fr.	Kimball, S.D.
2	Marcus Preston	WR	6-2	200	Sr.	Lawrence, Kan.	47	Kytan Fyfe	LB	6-2	205	R-Fr.	Grand Island, Neb.
2	Myles Taylor	CB	6-1	175	Jr.	Gilbert, Ariz.	48	Jack Nash	LB	6-1	185	Fr.	Palmer, Alaska
3	Amar Johnson	RB	5-10	205	Sr.	O'Fallon, Mo.	49	Beau Baker	TE	6-6	250	Fr.	Springfield, Ky.
3	Dontay Johnson	S	6-2	190	So.	Fort Collins, Colo.	50	Gus Miller	OL	6-3	295	Sr.	Brookings, S.D.
4	Steven Arrell	CB	6-3	200	Sr.	Brooklyn Park, Minn.	50	Nick Wells	DE	6-4	260	R-Fr.	Sioux City, Iowa
4	Kentrell Prejean	WR	5-8	160	R-Fr.	Lafayette, La.	51	Logan Green	DT	6-4	290	So.	Northboro, Iowa
5	Jon Bell	QB	6-3	195	Jr.	Naperville, Ill.	52	Jarod DePriest	DT	6-5	285	Sr.	Trivoli, Ill.
5	Cullen McShane	LB	6-2	230	So.	Marquette, Iowa	53	Joseph Vieth	LB	6-3	210	Fr.	Omaha, Neb.
6	Elijah Ervin	WR	6-1	195	Jr.	Phoenix, Ariz.	54	Jalen Lee	OL	6-3	310	Sr.	Robbins, Ill.
6	Jalen B. Lee	CB	6-0	200	So.	Wentzville, Mo.	55	Aaron Wolfcale-Holsten	DT	6-2	285	Jr.	Gilbert, Ariz.
7	Dalys Beanum	CB	6-1	200	Sr.	Omaha, Neb.	56	Fernando Lecuona	DE	6-2	240	Fr.	Omaha, Neb.
7	Chase Mason	QB	6-4	230	Jr.	Hurley, S.D.	57	Levi Vanden Bos	DE	6-3	250	Jr.	Rock Valley, Iowa
8	Sammy Dresie	WR	6-2	185	Fr.	Maize, Kan.	58	Jackson Kerstin	OL	6-4	280	R-Fr.	Naperville, Ill.
8	Blake Peterson	DE	6-4	255	Grad.	Beresford, S.D.	59	Carson Strohbeen	LS	6-1	210	R-Fr.	Sioux City, Iowa
9	Caleb Frandl	LB	6-1	195	Sr.	Grand Island, Neb.	61	Evan Beernsten	OL	6-4	300	Sr.	De Pere, Wis.
10	Hunter Dustman	K/P	6-4	225	Sr.	East Bethel, Minn.	62	Kenyon BigBow	OL	6-5	295	R-Fr.	Anadarko, Okla.
11	Mark Gronowski	QB	6-3	230	Sr.	Naperville, Ill.	63	Kyan Rauk	OL	6-8	285	Fr.	Northfield, Minn.
11	Joe Ollman	LB	6-1	225	So.	Mequon, Wis.	64	Ethan Vibert	OL	6-4	310	Sr.	Regina, Saskatchewan
12	Grahm Goering	WR	6-2	200	Jr.	Iowa City, Iowa	66	Rhett Schaefer	DE	6-3	240	Fr.	Walcott, Iowa
13	Jack Amer	QB	6-2	215	R-Fr.	Gilbert, Ariz.	67	Ian Mutchler	OL	6-4	280	R-Fr.	Morton, Ill.
13	Aydan Dautermann	CB	6-0	185	Jr.	Hartford, Wis.	68	Nick Bakken	OL	6-5	275	Fr.	Whitefish Bay, Wis.
14	Colby Huerter	S	6-1	205	Sr.	Katy, Texas	69	Quinten Christensen	OL	6-5	300	Fr.	Wessington Springs, S.D.
15	Devon Cole Jr.	WR	5-10	185	Sr.	Clermont, Fla.	71	Max Chapman	DT	6-2	300	Fr.	Creston, Iowa
15	Hudson Metcalf	LB	6-2	215	Sr.	Soldotna, Alaska	72	Hayden Venenga	OL	6-6	290	Fr.	Willmar, Minn.
16	Noah St-Juste	CB	5-10	175	R-Fr.	Montreal, Quebec	73	Caden Hotz	OL	6-2	280	Fr.	Waverly, Iowa
17	Abe Hoskins III	CB	6-1	195	Sr.	Omaha, Neb.	74	Shane Willenbring	OL	6-4	285	Fr.	La Crosse, Wis.
17	Jack Thue	QB	6-2	190	Fr.	Brandon, S.D.	75	Dawson Rudd	OL	6-6	290	So.	Claremore, Okla.
18	Griffin Wilde	WR	6-2	200	So.	Sioux Falls, S.D.	76	Sam Hagen	OL	6-6	315	Jr.	Fordville, N.D.
19	Jack Smith	WR	6-0	190	Fr.	Sioux Falls, S.D.	77	William Paepke	OL	6-5	295	R-Fr.	Rapid City, S.D.
20	Kirby Vorhees	RB	5-11	205	R-Fr.	Lutz, Fla.	78	Marcus Hicks	OL	6-6	320	Sr.	Wichita, Kan.
21	Angel Johnson	RB	5-9	195	Jr.	Viborg, S.D.	79	Thomas Martian	OL	6-3	280	Fr.	Rapid City, S.D.
22	Colby Humphrey	CB	5-11	185	Sr.	Birmingham, Ala.	80	Lofton O'Groske	WR	6-2	200	Fr.	Coon Rapids, Minn.
23	Matthew Durrance	S	6-2	215	Jr.	Lutz, Fla.	81	Joey Neumann	TE	6-4	235	R-Fr.	Antioch, Ill.
24	Brenden Begeman	RB	6-2	220	R-Fr.	Selby, S.D.	82	Ky Oday Jr.	WR	5-11	180	So.	Denver, Colo.
25	Cale Reeder	S	6-0	190	Sr.	Yorkville, Ill.	83	David Alpers	TE	6-6	240	So.	Sioux Falls, S.D.
26	Kolten Tilford	S	5-9	180	R-Fr.	North Platte, Neb.	84	Joe Randle	WR	6-3	205	R-Fr.	St. Anthony, Minn.
27	Noah Thompson	S	6-0	185	So.	Brandon, S.D.	85	Joe Roll	WR	5-9	180	R-Fr.	Gretna, Neb.
28	Chase Van Tol	LB	6-1	200	R-Fr.	Tea, S.D.	86	Patrick Hoffmann	WR	6-1	195	Sr.	Naperville, Ill.
29	Graham Spalding	LB	6-2	215	Sr.	Oviedo, Fla.	87	Davin Stoffel	TE	6-6	250	R-Fr.	Mosinee, Wis.
30	Cody Cotton	CB	6-0	170	Jr.	Pleasant Prairie, Wis.	88	Greyton Gannon	TE	6-4	235	So.	Eagle, Wis.
31	Trey Ridley	S	6-1	200	Fr.	Overland Park, Kan.	89	Brody Gormley	TE	6-7	245	So.	Topeka, Kan.
32	Adam Bock	LB	6-1	225	Sr.	Solon, Iowa	90	Randy Keumogne	DE	6-3	240	Sr.	Oakdale, Minn.
33	Bryce Johnson	LB	6-3	215	So.	Parker, Colo.	91	Jace Sifore	DT	6-4	290	So.	Howard, S.D.
34	Maxwell Woods	RB	5-10	185	Fr.	Carver, Minn.	92	Sam Watts	DE	6-3	245	Fr.	Cedar Rapids, Iowa
35	Quinton Renfro	RB	5-11	185	Fr.	Joplin, Mo.	93	Max Baloun	DT	6-6	285	Sr.	Redfield, S.D.
36	Dane Miller	WR	6-3	185	So.	Hardy, Neb.	94	Kobe Clayborne	DT	6-0	275	Jr.	Sioux City, Iowa
37	Kaydon Olivia	LS	5-11	215	Jr.	Schertz, Texas	95	Zac Wilson	DE	6-4	245	Sr.	ChIPLEY, Fla.
37	Carsten Reynolds	LB	6-3	205	Fr.	Sedro-wooley, Wash.	96	Bryce Hawthorne	DT	6-3	285	R-Fr.	Osseo, Minn.
38	Max Stanard	S	5-11	190	Fr.	Manhattan, Kan.	96	Jackson Isakson	K/P	6-2	190	R-Fr.	Aberdeen, S.D.
39	Isaac Krael	RB	5-11	175	So.	Crete, Neb.	97	Reis Kirschenman	DE	6-4	245	R-Fr.	Tea, S.D.
40	Brayden Delahoyde	TE	6-5	220	Fr.	Spearfish, S.D.	98	Mac Muller	DT	6-1	270	Fr.	Osage, Iowa
40	Aaron Kusler	LB	6-3	230	Sr.	Sioux Falls, S.D.	99	Dawson Ripperda	DE	6-4	245	So.	Larchwood, Iowa
41	Max Pelham	P	6-1	195	Jr.	Ankeny, Iowa	99	Jack Stevens	K	6-0	160	Fr.	North Augusta, S.C.
42	Anthony Palano	LB	6-1	210	Fr.	Arlington Heights, Ill.							
43	Andrew Gustad	TE	6-1	235	So.	Volin, S.D.							
44	Kevin Brenner	TE	6-3	240	Sr.	Silver Lake, Wis.							



JIMMY ROGERS

Head Coach • Second Season

Alma Mater: South Dakota State, 2009

Jimmy Rogers was introduced as the 21st head football coach in South Dakota State University history on Jan. 20, 2023, continuing his long association with Jackrabbit football that began as a student-athlete and has continued through the coaching ranks.

In his first season as a head coach, Rogers led the Jackrabbits to their second consecutive Football Championship Subdivision national title and finished the 2023 campaign with a perfect 15-0 record. SDSU held the top spot in both major FCS polls throughout the 2023 season and carried a 29-game winning streak — the third-longest winning streak in subdivision history — into his second season. He became the second SDSU head coach in as many years to be honored with the Eddie Robinson Award as the top FCS coach, joining his mentor, John Stiegelmeier, in 2022.

SDSU led the FCS ranks 10 different statistical categories on both sides of the ball in 2023, most notably scoring defense (9.3 points per game), total defense (257.2 yards per game), team passing efficiency (174.26) and third-down conversion percentage (.535). The Jackrabbits raised their level of play during their four-game postseason run, outscoring the opposition by a combined 146-15, including posting a pair of shutouts.

Six members of the 2023 team were honored on All-America teams, including Walter Payton Award winner Mark Gronowski at quarterback. In addition, a total of eight players were either drafted or signed free agent NFL contracts.

Rogers also played an integral role in the Jackrabbits winning their first national title in football during the 2022 season by directing a defense that led the Football Championship Subdivision in rushing defense by allowing only 88.1 yards per game on the ground. SDSU tied for the FCS lead with 18 interceptions and also ranked second in total defense (274.1 yards per game), third in scoring defense (15.8 points per game) and fourth in turnovers gained (26).

The Jackrabbits finished the 2022 season on a 14-game winning streak and held the No. 1 ranking in both the Stats Perform media poll and FCS coaches' poll the final two months of the year.

Rogers was honored as the 2022 FCS Coordinator of the Year by FootballScoop.com, and also was selected to participate in the AFCA's 35 Under 35 Coaches Leadership Institute.

A former standout defensive player for South Dakota State, Rogers returned to his alma mater in June 2013 to coach the Jackrabbit linebackers.

The 2022 campaign marked his first — and only — season as the team's sole defensive coordinator duties after sharing the role for three seasons. He previously was elevated to assistant head coach after the 2019 campaign.

In his first season, Rogers directed a linebacking corps whose three regular starters — R.C. Kilgore, T.J. Lally and Charles Elmore — combined for 290 tackles. Kilgore led the team with 134 tackles and also led the nation with five fumble recoveries en route to first-team all-Missouri Valley Football Conference recognition.

Rogers again coached a 100-tackle performer in 2014 as Lally led the squad with 117 tackles en route to earning second-team all-MVFC recognition.

The 2015 Jackrabbit linebacking crew again featured the squad's top two tacklers as Lally turned in the third 100-tackle season of his career with a team-best 102 stops and Jesse Bobbit added 97 tackles. Lally received second-team all-MVFC recognition for the third time, while Bobbit was an honorable mention selection.

Under Rogers' guidance, Christian Rozeboom burst onto the Football Championship landscape in 2016 by being named MVFC Freshman of the Year and finishing second in the balloting for the STATS FCS Jerry Rice Award as the top freshman in the Football Championship Subdivision after tallying a team-best 132 tackles.

Rogers' linebacking corps again earned multiple awards en route to the FCS title game during the 2020-21 season that was moved to the spring. The team's starters ranked as the top three tacklers during the 10-game season as Adam Bock (74 tackles), Logan Backhaus (72 tackles) and Preston Tetzlaff (70 tackles) paced the squad. Backhaus was honored on a number of All-America teams, while Bock was a freshman All-America honoree and Tetzlaff was awarded the NCAA Elite 90 Award at the national championship.

In all, Rogers coached a 100-tackle linebacker in eight of his 10 seasons leading the position group.

A native of Hamilton, Arizona, Rogers previously served as a graduate assistant at both SDSU (2010-11) and Florida Atlantic University in Boca Raton, Florida (2012).

As a player, Rogers lettered for the Jackrabbits from 2006-09 and was a two-time all-conference selection. He led both the team and the Great West Football Conference with 110 tackles in 2007 as South Dakota State claimed the league title and Rogers was a first-team all-GWFC selection. He again led the squad in tackles in 2008 with 93 en route to earning second-team all-Missouri Valley Football Conference honors.

He was a captain on the Jackrabbits' first FCS playoff team in 2009, recording 66 tackles his senior season to finish his four-year career with 312 stops in 46 games. He also intercepted three passes and forced three fumbles in an SDSU uniform.

THE ROGERS FILE

AS HEAD COACH

- 17-1 record in two seasons
- 2023 Eddie Robinson Award recipient
- Led South Dakota State to first perfect season in program history
- 2023 Missouri Valley Football Conference champion

AS AN ASSISTANT COACH

- Team Record of 97-36 over 10 Seasons as a full-time assistant coach
- 10 Consecutive FCS Playoff Berths
- 2022 FCS National Champions
- Linebackers Coach (2013-22)
- Co-Defensive Coordinator (2019-21)
- Defensive Coordinator (2022)
- FootballScoop.com FCS Coordinator of the Year (2022)
- AFCA 35 Under 35 Coaches Leadership Institute (2022)

AS A PLAYER

- Four-Year Letterman (2006-09)
- Team Captain (2009)
- First-Team All-Great West Football Conference (2007)
- Second-Team All-Missouri Valley Football Conference (2008)
- Two-Time Team Tackles Leader (110 in 2007, 93 in 2008)
- Career Totals Included: 312 Tackles, 3 Interceptions and 3 Forced Fumbles



7-DALYS BEANUM

6-0, 200, Senior • Cornerback

Omaha, Nebraska (Millard West H.S.)

FOOTBALL HONORS AND HIGHLIGHTS:

- All-Missouri Valley Football Conference Honorable Mention (2022, 2023)
- MVFC Commissioner's List of Academic Excellence (2021)
- MVFC Honor Roll (2020-21, 2021, 2023)

OTHER CAREER NOTES:

- Tied for fifth on SDSU career charts with 11 interceptions
- Led team in interceptions in both 2021 (4) and 2023 (5)
- Returned interceptions for touchdowns against Dixie State [Utah Tech] (36 yards) and UC Davis (59 yards) during 2021 season

DALYS BEANUM'S CAREER STATISTICS

YEAR	G	SOLO	AST	TOTAL	TFL-Yds	SACK-Yds	PBU	INT-Yds	BK	FR-Yds	FF
2020-21	7	1	1	2	0-0	0-0	1	0-0	0	0-0	0
2021	15	12	8	20	2.5-3	0-0	1	4-96	0	0-0	1
2022	15	27	10	37	0.5-2	0-0	9	2-10	1	1-0	0
2023	15	15	14	29	0-0	0-0	7	5-66	0	0-0	0
2024	3	10	6	16	0.5-1	0-0	0	0-0	0	0-0	1
CAREER	55	65	39	104	3.5-6	0-0	18	11-172	1	1-0	2

SDSU CAREER INTERCEPTIONS

1. Charlie Clarksean, 1970-73.....14
2. Mark Struck, 1991-9513
3. Mike Jaunich, 1991-9412
- Wayne Rasmussen, 1961-6312
5. Dan Dummermuth, 1979-8111
- Dalys Benum, 2020-present11**
7. Mike Breske, 1976-8010
- Jim Smith, 1982-8310
- Greg Osmundson, 1986-8910
- Chris Coauette, 2001-0410
- Tyler Koch, 2004-0710
- Conrad Kjerstad, 2007-1010
- Je Ryan Butler, 2012-1510

DALYS BEANUM'S 2020-21 GAME-BY-GAME STATISTICS

Game	Solo	Ast	Total	TFL-Yds	Int-Yds	PBU	FF	FR
Western Illinois	0	1	1	0-0	0-0	1	0	0
Southern Illinois	0	0	0	0-0	0-0	0	0	0
North Dakota St.	0	0	0	0-0	0-0	0	0	0
Holy Cross	0	0	0	0-0	0-0	0	0	0
Southern Illinois	1	0	1	0-0	0-0	0	0	0
Delaware	0	0	0	0-0	0-0	0	0	0
Sam Houston	0	0	0	0-0	0-0	0	0	0
Season Totals	1	1	2	0-0	0-0	1	0	0

DALYS BEANUM'S 2021 GAME-BY-GAME STATISTICS

Game	Solo	Ast	Total	TFL-Yds	Int-Yds	PBU	FF	FR
Colorado State	2	1	3	0-0	0-0	0	0	0
Lindenwood	1	0	1	0-0	0-0	0	0	0
Indiana State	0	3	3	0.5-0	0-0	0	0	0
Dixie State	1	1	2	0.5-1	1-36	0	0	0
Southern Illinois	1	1	2	0-0	0-0	0	0	0
Western Illinois	1	0	1	1.0-2	0-0	0	0	0
Northern Iowa	0	1	1	0-0	0-0	0	0	0
Youngstown St.	0	1	1	0.5-0	0-0	0	0	0
North Dakota St.	0	0	0	0-0	0-0	0	0	0
South Dakota	0	0	0	0-0	0-0	0	0	0
North Dakota	0	0	0	0-0	0-0	0	0	0
UC Davis	1	0	1	0-0	3-60	0	0	0
Sacramento St.	2	0	2	0-0	0-0	1	0	0
Villanova	3	0	3	0-0	0-0	0	1	0
Montana State	0	0	0	0-0	0-0	0	0	0
Season Totals	12	8	20	2.5-3	4-96	1	1	0

JACKRABBITS TO WATCH

DALYS BEANUM'S 2022 GAME-BY-GAME STATISTICS

Game	Solo	Ast	Total	TFL-Yds	Int-Yds	PBU	FF	FR
Iowa	2	2	4	0-0	0-0	0	0	0
UC Davis	1	2	3	0.5-2	0-0	0	0	0
Butler	0	1	1	0-0	0-0	1	0	0
Missouri State	2	0	2	0-0	0-0	0	0	0
Western Illinois	0	2	2	0-0	0-0	1	0	0
South Dakota	2	1	3	0-0	1-0	0	0	0
North Dakota St.	4	0	4	0-0	0-0	1	0	0
North Dakota	1	0	1	0-0	0-0	0	0	0
Indiana State	1	0	1	0-0	1-10	1	0	0
Northern Iowa	1	0	1	0-0	0-0	0	0	0
Illinois State	1	0	1	0-0	0-0	1	0	0
Delaware	3	0	3	0-0	0-0	0	0	0
Holy Cross	6	2	7	0-0	0-0	2	0	0
Montana State	2	0	2	0-0	0-0	1	0	0
North Dakota St.	1	0	1	0-0	0-0	1	0	1
Season Totals	27	10	37	0.5-2	2-10	9	0	1

Note: Blocked punt versus South Dakota

DALYS BEANUM'S 2024 GAME-BY-GAME STATISTICS

Game	Solo	Ast	Total	TFL-Yds	Int-Yds	PBU	FF	FR
Oklahoma State	3	4	7	0-0	0-0	0	0	0
Incarnate Word	4	1	5	0-0	0-0	0	1	0
Augustana	3	1	4	0.5-1	0-0	0	0	0
Season Totals	10	6	16	0.5-1	0-0	0	1	0

DALYS BEANUM'S 2023 GAME-BY-GAME STATISTICS

Game	Solo	Ast	Total	TFL-Yds	Int-Yds	PBU	FF	FR
Western Oregon	1	0	1	0-0	0-0	0	0	0
Montana State	0	2	2	0-0	0-0	0	0	0
Drake	0	0	0	0-0	0-0	0	0	0
North Dakota	2	1	3	0-0	0-0	1	0	0
Illinois State	4	2	6	0-0	0-0	2	0	0
Northern Iowa	2	0	2	0-0	0-0	0	0	0
Southern Illinois	1	2	3	0-0	1-31	0	0	0
South Dakota	0	2	2	0-0	0-0	2	0	0
North Dakota St.	1	2	3	0-0	0-0	1	0	0
Youngstown St.	1	0	1	0-0	0-0	0	0	0
Missouri State	1	1	2	0-0	0-0	0	0	0
Mercer	0	1	1	0-0	1-0	0	0	0
Villanova	2	1	3	0-0	1-0	0	0	0
UAlbany	0	0	0	0-0	1-0	0	0	0
Montana	0	0	0	0-0	1-35	0	0	0
Season Totals	15	14	29	0-0	5-66	7	0	0



32-ADAM BOCK

6-1, 225, Senior • Linebacker

Solon, Iowa (Solon H.S.)

FOOTBALL HONORS AND HIGHLIGHTS:

- Stats Perform FCS Buck Buchanan Award Finalist (2021)
- HERO Sports FCS All-America First Team (2021)
- Stats Perform FCS All-America Second Team (2021)
- HERO Sports FCS Sophomore All-America Team (2021)
- HERO Sports FCS Freshman All-America Team (2020-21)
- All-Missouri Valley Football Conference First Team (2021, 2022)
- MVFC All-Newcomer Team (2020-21)
- MVFC Defensive Player of the Week (April 17, 2021; Sept. 3, 2022)
- Football Championship Subdivision Athletics Directors Association Academic All-Star (2023)
- College Sports Communicators Academic All-District (2022)
- MVFC All-Academic/Scholar-Athlete First Team (2021, 2022, 2023)
- MVFC Commissioner's Academic Excellence Award (2020-21, 2022, 2023)
- MVFC Honor Roll (2019, 2020-21, 2021, 2022, 2023)
- Team Captain (2022, 2023, 2024)
- Returned interception 39 yards for touchdown in Nov. 27, 2021 FCS playoff game versus UC Davis
- Blocked and returned PAT for defensive extra point Oct. 30, 2021 at Youngstown State
- Has recorded double figures for tackles in a game 15 times in his career

SDSU SINGLE-SEASON TACKLES

1. Ross Shafrath, 2012	150
2. R.C. Kilgore, 2013	134
3. Christian Rozeboom, 2016	132
4. Christian Rozeboom, 2017	127
5. Adam Bock, 2021.....	125
6. T.J. Lally, 2014	117
7. Chris Coauette, 2004.....	115
8. Christian Rozeboom, 2019	111
9. Jimmy Rogers, 2007	110
Jesse Bobbit, 2016	110

SDSU CAREER TACKLES

1. Christian Rozeboom, 2016-19	475
2. Greg Osmundson, 1986-89	435
3. T.J. Lally, 2012-15.....	415
4. J.D. Alexander, 1971-74	393
5. Adam Bock, 2019-present	369
6. Darrin Thurston, 1984-87	340
7. Logan Backhaus, 2017-21	329
8. Mark Huelskamp, 1972-75	328
9. Sterne Akin, 1995-98	325
10. Doug Miller, 1989-92	322

Note: Tackles not officially recognized as an NCAA statistic until 2000

ADAM BOCK'S CAREER STATISTICS

YEAR	G	SOLO	AST	TOTAL	TFL-Yds	SACK-Yds	PBU	INT-Yds	BK	FR-Yds	FF
2019	4	3	1	4	0-0	0-0	0	0-0	0	0-0	0
2020-21	10	36	38	74	5.5-20	2.0-15	0	0-0	0	0-0	0
2021	15	66	59	125	9.5-31	2.5-15	6	2-55	1	0-0	2
2022	11	39	37	76	7.5-26	4.0-17	0	0-0	0	1-0	1
2023	10	35	30	65	2.5-12	2.0-11	0	0-0	0	0-0	2
2024	3	13	12	25	3.0-8	0-0	0	0-0	0	0-0	0
CAREER	53	192	177	369	28.0-97	10.5-58	6	2-55	1	1-0	5

ADAM BOCK'S 2019 GAME-BY-GAME STATISTICS

Game	Solo	Ast	Total	TFL-Yds	Sack-Yds	Int-Yds	FF	FR
Drake	0	0	0	0-0	0-0	0-0	0	0
North Dakota St.	0	0	0	0-0	0-0	0-0	0	0
Illinois State	2	0	2	0-0	0-0	0-0	0	0
Northern Iowa	1	1	2	0-0	0-0	0-0	0	0
Season Totals	3	1	4	0-0	0-0	0-0	0	0

ADAM BOCK'S 2020-21 GAME-BY-GAME STATISTICS

Game	Solo	Ast	Total	TFL-Yds	Sack-Yds	Int-Yds	FF	FR
Northern Iowa	4	1	5	1.0-7	1.0-7	0-0	0	0
North Dakota	0	0	0	0-0	0-0	0-0	0	0
Western Illinois	3	5	8	0-0	0-0	0-0	0	0
Youngstown St.	1	1	2	0-0	0-0	0-0	0	0
Southern Illinois	2	8	10	0-0	0-0	0-0	0	0
North Dakota St.	8	5	13	2.5-4	0-0	0-0	0	0
Holy Cross	3	6	9	0-0	0-0	0-0	0	0
Southern Illinois	7	6	13	1.0-1	0-0	0-0	0	0
Delaware	4	2	6	1.0-8	1.0-8	0-0	0	0
Sam Houston	4	4	8	0-0	0-0	0-0	0	0
Season Totals	36	38	74	5.5-20	2.0-15	0-0	0	0

JACKRABBITS TO WATCH

ADAM BOCK'S 2021 GAME-BY-GAME STATISTICS

Game	Solo	Ast	Total	TFL-Yds	Sack-Yds	Int-Yds	FF	FR
Colorado State	7	1	8	2.0-3	0-0	0-0	0	0
Lindenwood	2	1	3	0-0	0-0	0-0	0	0
Indiana State	0	10	10	0.5-0	0-0	1-16	0	0
Dixie State	2	1	3	0-0	0-0	0-0	0	0
Southern Illinois	10	7	17	0.5-2	0.5-2	0-0	1	0
Western Illinois	5	2	7	0-0	0-0	0-0	0	0
Northern Iowa	6	4	10	0-0	0-0	0-0	0	0
Youngstown St.	2	1	3	0.5-1	0-0	0-0	0	0
North Dakota St.	5	8	13	2.5-8	1.0-2	0-0	1	0
South Dakota	11	3	14	2.0-13	1.0-11	0-0	0	0
North Dakota	5	7	12	1.0-2	0-0	0-0	0	0
UC Davis	3	3	6	0-0	0-0	0-0	0	0
Sacramento St.	1	5	6	0-0	0-0	0-0	0	0
Villanova	3	4	7	0-0	0-0	0-0	0	0
Montana State	4	2	6	0.5-2	0-0	0-0	0	0
Season Totals	66	59	125	9.5-31	2.5-15	1-16	2	0

Note: Blocked and returned extra point for 2-point defensive conversion Oct. 30 at Youngstown State

ADAM BOCK'S 2023 GAME-BY-GAME STATISTICS

Game	Solo	Ast	Total	TFL-Yds	Sack-Yds	Int-Yds	FF	FR
Western Oregon	DNP-Injury							
Montana State	DNP-Injury							
Drake	DNP-Injury							
North Dakota	5	5	10	1.5-9	1.0-8	0-0	0	0
Illinois State	DNP-Injury							
Northern Iowa	DNP-Injury							
Southern Illinois	2	0	2	0-0	0-0	0-0	0	0
South Dakota	4	2	6	0-0	0-0	0-0	0	0
North Dakota St.	2	2	4	0-0	0-0	0-0	1	0
Youngstown St.	2	5	7	1.0-3	1.0-3	0-0	0	0
Missouri State	4	2	6	0-0	0-0	0-0	0	0
Mercer	0	1	1	0-0	0-0	0-0	0	0
Villanova	5	6	11	0-0	0-0	0-0	0	0
UAlbany	4	3	7	0-0	0-0	0-0	0	0
Montana	7	4	11	0-0	0-0	0-0	1	0
Season Totals	35	30	65	2.5-12	2.0-11	0-0	2	0

ADAM BOCK'S 2022 GAME-BY-GAME STATISTICS

Game	Solo	Ast	Total	TFL-Yds	Sack-Yds	Int-Yds	FF	FR
Iowa	6	7	13	0-0	0-0	0-0	1	1
UC Davis	6	3	9	1.0-1	0-0	0-0	0	0
Butler	3	1	4	0-0	0-0	0-0	0	0
Missouri State	4	3	7	1.0-5	1.0-5	0-0	0	0
Western Illinois	8	2	10	0-0	0-0	0-0	0	0
South Dakota	3	4	7	2.5-10	2.0-9	0-0	0	0
North Dakota St.	1	6	7	0-0	0-0	0-0	0	0
North Dakota	1	0	1	0-0	0-0	0-0	0	0
Indiana St.	DNP-Injury							
Northern Iowa	DNP-Injury							
Illinois State	DNP-Injury							
Delaware	DNP-Injury							
Holy Cross	1	3	4	0.5-4	0-0	0-0	0	0
Montana State	6	2	8	2.5-6	1.0-3	0-0	0	0
North Dakota St.	0	6	6	0-0	0-0	0-0	0	0
Season Totals	39	37	76	7.5-26	4.0-17	0-0	1	1

ADAM BOCK'S 2024 GAME-BY-GAME STATISTICS

Game	Solo	Ast	Total	TFL-Yds	Sack-Yds	Int-Yds	FF	FR
Oklahoma State	6	6	12	0-0	0-0	0-0	0	0
Incarnate Word	5	4	9	3.0-8	0-0	0-0	0	0
Augustana	2	2	4	0-0	0-0	0-0	0	0
Season Totals	13	12	25	3.0-8	0-0	0-0	0	0



11-MARK GRONOWSKI

6-3, 230, Senior • Quarterback

Naperville, Illinois (Neuqua Valley H.S.)

FOOTBALL HONORS AND HIGHLIGHTS:

- Walter Payton Award (2023)
- Football Championship Subdivision Athletics Directors Association Offensive Player of the Year (2023)
- Phil Steele FCS Offensive Player of the Year (2023)
- Phil Steele FCS Freshman of the Year (2020-21)
- Stats Perform Jerry Rice Award Finalist/Runner-up (2020-21)
- Associated Press FCS All-America First Team (2023)
- Stats Perform FCS All-America First Team (2023)
- FCS ADA All-America Team (2023)
- Walter Camp FCS All-America First Team (2023)
- American Football Coaches Association FCS All-America Second Team (2023)
- HERO Sports FCS Freshman All-America Team (2020-21)
- HERO Sports FCS Sophomore All-America Team (2022)
- Missouri Valley Football Conference Offensive Player of the Year (2020-21, 2023)
- MVFC Newcomer of the Year (2020-21)
- MVFC Freshman of the Year (2020-21)
- All-MVFC First Team (2020-21, 2023)
- All-MVFC Second Team (2022)
- Stats Perform FCS National Freshman Player of the Week (Feb. 19, 2021)
- MVFC Offensive Player of the Week (March 6, 2021; Sept. 24, 2022; Oct. 22, 2022; Nov. 18, 2023)
- MVFC Newcomer of the Week (Feb. 19, 2021; April 17, 2021)
- Football Championship Subdivision Athletics Directors Association Scholar-Athlete of the Year (2023)
- College Sports Communicators Academic All-America Second Team (2023)
- FCS ADA Academic All-Star (2023)
- CSC Academic All-District (2022, 2023)
- MVFC Scholar-Athlete First Team (2022, 2023)
- MVFC Commissioner's Academic Excellence Award (2021, 2022, 2023)
- MVFC Honor Roll (2020-21, 2021, 2022, 2023)
- Team Captain (2022, 2023, 2024)

SDSU CAREER PASSING YARDS

1. Taryn Christion, 2015-18	11,535
2. Austin Sumner, 2011-14	9,458
3. Mark Gronowski, 2020-present	8,280
4. Ryan Berry, 2005-08	6,023
5. Ted Wahl, 1985-88	6,016
6. Brad Nelson, 2001-04	5,382
7. Andy Rennerfeldt, 1997-2000	5,377
8. Dan Fjeldheim, 1999-2002	5,176
9. Todd McDonald, 1990-93	4,999
10. Mike Busch, 1984-85	4,980

SDSU SINGLE-SEASON PASSING YARDS

1. Taryn Christion, 2016	3,714
2. Taryn Christion, 2017	3,515
3. Chris Oladokun, 2021	3,164
4. Brad Nelson, 2003	3,141
5. Ryan Berry, 2008	3,106
6. Mark Gronowski, 2023	3,058
7. Taryn Christion, 2018	3,020
8. Austin Sumner, 2013	2,999
9. Mark Gronowski, 2022	2,967
10. Todd McDonald, 1993	2,715

SDSU CAREER TOTAL OFFENSE

1. Taryn Christion, 2015-18	13,050
2. Mark Gronowski, 2020-present	9,721
3. Austin Sumner, 2011-14	9,284
4. Ted Wahl, 1985-88	7,245
5. Josh Ranek, 1997-2001	6,745
6. Zach Zenner, 2011-14	6,548
7. Ryan Berry, 2005-08	5,971
8. Andy Rennerfeldt, 1997-2000	5,765
9. Gary Maffett, 1977-79	5,282
10. Todd McDonald, 1990-93	5,248

MARK GRONOWSKI'S CAREER STATISTICS

Year	GP	Eff.	Comp	Att	Int	Pct.	Yds	TD	LG	Rush	Yds	TD	LG
2020-21	10	150.51	108	188	3	57.4	1,565	15	*76	83	577	7	*80
2021	DNP-Injury												
2022	15	156.47	232	356	5	65.2	2,967	26	57	111	408	12	51
2023	15	179.67	209	307	5	68.1	3,058	29	*60	93	402	8	32
2024	3	136.59	60	95	4	63.2	690	6	61	19	54	2	10
Career	43	160.82	609	946	17	64.4	8,280	76	*76	306	1,441	29	*80

* denotes touchdown

MARK GRONOWSKI'S 2020-21 GAME-BY-GAME STATISTICS

Game	Comp	Att	Int	Yds	TD	LG	Rush	Yds	TD	LG
^Northern Iowa	19	29	0	194	2	43	10	24	1	13
^North Dakota	16	32	2	309	2	*76	7	-5	0	5
^Western Illinois	12	19	0	178	2	*44	4	120	2	*80
^Youngstown State	12	28	1	158	1	39	9	15	1	8
^Southern Illinois	7	11	0	63	0	20	13	103	2	17
^North Dakota State	10	14	0	149	1	28	16	126	0	55
^Holy Cross	12	21	0	153	3	*45	2	15	0	9
^Southern Illinois	9	16	0	183	2	31	13	142	1	*67
^Delaware+	10	16	0	162	2	36	7	27	0	13
^Sam Houston	1	2	0	16	0	16	2	10	0	3
Season Totals	108	188	3	1,565	15	*76	83	577	7	*80

^ started game

+ caught 24-yard touchdown pass

JACKRABBITS TO WATCH

SDSU CAREER

PASSING TOUCHDOWNS

1. Taryn Christion, 2015-18	104
2. Mark Gronowski, 2020-present	76
3. Austin Sumner, 2011-14	65
4. Ryan Berry, 2005-08	56
5. Brad Nelson, 2001-04	47
6. Ted Wahl, 1985-88	43
7. Ron Meyer, 1963-65	41
8. Todd McDonald, 1990-93	36
9. Noel Bouché, 1996-98	36
10. Dan Fjeldheim, 1999-2002	32
Andy Rennerfeldt, 1997-2000	32

SINGLE-SEASON

PASSING TOUCHDOWNS

1. Taryn Christion, 2017	35
2. Taryn Christion, 2018	32
3. Ryan Berry, 2008	30
Taryn Christion, 2016	30
5. Mark Gronowski, 2023	29
6. Brad Nelson, 2003	27
7. Mark Gronowski, 2022	26
8. Todd McDonald, 1993	25
Chris Oladokun, 2021	25
10. Brad Nelson, 2004	20

SDSU CAREER

RUSHING TOUCHDOWNS

1. Josh Ranek, 1997-2001	62
2. Zach Zenner, 2011-14	61
3. Isaiah Davis, 2020-23	50
4. Kyle Minett, 2007-10	47
5. Pierre Strong, Jr.; 2018-21	40
6. Jerry Welch, 1951-54	34
7. Dan Sonnek, 1984-87	32
8. Scott Nedved, 1998-2002	30
9. Anthony Watson, 2003-06	29
10. Mark Gronowski, 2020-present	29

MARK GRONOWSKI'S 2022 GAME-BY-GAME STATISTICS

Game	Comp	Att	Int	Yds	TD	LG	Rush	Yds	TD	LG
^Iowa	10	26	0	87	0	20	10	-21	0	3
^UC Davis	13	21	2	110	1	17	7	9	2	7
^Butler	17	25	0	279	3	54	8	55	1	23
^Missouri State	22	29	0	319	4	*40	7	9	0	7
^Western Illinois	17	33	0	188	1	20	3	8	1	11
^South Dakota	12	20	1	136	1	*28	9	43	0	8
^North Dakota State	16	21	0	152	0	39	9	2	0	14
^North Dakota	15	20	0	197	3	39	6	20	2	10
^Indiana State	22	28	0	233	3	24	2	9	1	7
^Northern Iowa	21	34	1	263	1	57	4	20	0	11
^Illinois State	20	28	1	283	1	51	13	25	1	14
^Delaware	11	15	0	131	1	34	8	73	1	51
^Holy Cross	12	22	0	177	2	44	10	47	1	18
^Montana State	10	13	0	189	2	38	10	52	1	16
^North Dakota State	14	21	0	223	3	44	5	57	1	*51
Season Totals	232	356	5	2,967	26	57	111	408	12	*51

MARK GRONOWSKI'S 2023 GAME-BY-GAME STATISTICS

Game	Comp	Att	Int	Yds	TD	LG	Rush	Yds	TD	LG
^Western Oregon	8	10	0	121	1	*31	2	11	1	*6
^Montana State	13	22	0	184	2	40	10	26	1	*20
^Drake	18	25	1	226	5	24	3	19	1	11
^North Dakota	13	22	0	167	1	27	4	22	1	14
^Illinois State	11	17	0	171	3	*60	8	38	1	*14
^Northern Iowa	21	26	0	291	3	38	7	30	1	11
^Southern Illinois	15	21	1	161	1	*49	5	-9	0	8
^South Dakota	13	19	1	207	0	52	7	43	0	13
^North Dakota State	12	19	0	213	2	*46	7	10	0	10
^Youngstown State	19	28	0	295	3	*56	1	5	0	5
^Missouri State	16	23	0	323	2	40	7	25	1	14
^Mercer	11	16	1	158	1	28	11	40	0	11
^Villanova	11	19	0	101	1	26	8	39	0	15
^UAlbany	15	19	0	265	3	47	5	50	0	32
^Montana	13	21	1	175	1	34	8	53	1	33
Season Totals	209	307	5	3,058	29	*60	93	402	8	33

MARK GRONOWSKI'S 2024 GAME-BY-GAME STATISTICS

Game	Comp	Att	Int	Yds	TD	LG	Rush	Yds	TD	LG
^Oklahoma State	20	36	1	264	2	*60	10	17	0	10
^Incarnate Word	21	32	1	285	4	61	3	9	0	5
^Augustana	19	27	2	141	0	14	6	28	2	*9
Season Totals	60	95	4	690	6	61	19	54	2	10

^ started game

* denotes touchdown



3-AMAR JOHNSON

5-10, 200, Senior • Running Back

O'Fallon, Missouri (Chaminade College Prep)

FOOTBALL HONORS AND HIGHLIGHTS:

- All-Missouri Valley Football Conference First Team (2023)
- MVFC Honor Roll (2021, 2022)

AMAR JOHNSON'S CAREER STATISTICS

Year	Rush	Yds	Avg	TD	LG	Rec	Yds	TD	LG	KOR	Yds	Avg	TD	LG
2021	86	427	5.0	3	28	2	38	0	34	6	102	17.0	0	29
2022	130	744	5.7	7	55	13	125	1	29	1	17	17.0	0	17
2023	128	801	6.3	4	54	12	122	0	17	12	282	23.5	0	51
2024	45	311	6.6	3	40	8	47	0	13	0	0	0.0	0	0
Career	389	2,283	5.9	17	55	35	332	1	34	19	401	21.1	0	51

* denotes touchdown

AMAR JOHNSON'S 2021 GAME-BY-GAME STATISTICS

Game	Rush	Yds	TD	LG	Rec	Yds	TD	LG	KOR	Yds	TD	LG
Colorado State	3	2	0	3	0	0	0	0	0	0	0	0
Lindenwood	15	105	1	28	0	0	0	0	0	0	0	0
Indiana State	9	44	1	22	1	34	0	34	0	0	0	0
Dixie State	9	33	0	11	0	0	0	0	0	0	0	0
Southern Illinois	1	8	0	8	0	0	0	0	1	21	0	21
Western Illinois	11	57	0	20	0	0	0	0	1	22	0	22
Northern Iowa	0	0	0	0	0	0	0	0	0	0	0	0
Youngstown State	18	87	1	16	0	0	0	0	0	0	0	0
North Dakota State	2	1	0	2	0	0	0	0	0	0	0	0
South Dakota	0	0	0	0	1	4	0	4	1	29	0	29
North Dakota	0	0	0	0	0	0	0	0	0	0	0	0
UC Davis	4	26	0	13	0	0	0	0	2	14	0	15
Sacramento State	0	0	0	0	0	0	0	0	0	0	0	0
Villanova	14	64	0	24	0	0	0	0	1	16	0	16
Montana State	DNP											
Season Totals	86	427	3	28	2	38	0	34	6	102	0	29

AMAR JOHNSON'S 2022 GAME-BY-GAME STATISTICS

Game	Rush	Yds	TD	LG	Rec	Yds	TD	LG	KOR	Yds	TD	LG
Iowa	2	3	0	2	0	0	0	0	0	0	0	0
UC Davis	6	39	0	9	1	5	0	5	0	0	0	0
Butler	4	11	0	6	1	29	0	29	0	0	0	0
Missouri State	7	42	0	24	0	0	0	0	1	17	0	0
Western Illinois	9	33	0	10	1	3	0	3	0	0	0	0
South Dakota	14	53	0	10	0	0	0	0	0	0	0	0
North Dakota State	12	89	1	29	2	19	0	17	0	0	0	0
North Dakota	14	71	1	20	0	0	0	0	0	0	0	0
Indiana State	10	75	1	27	2	22	0	20	0	0	0	0
Northern Iowa	11	39	1	16	0	0	0	0	0	0	0	0
Illinois State	8	39	0	16	0	0	0	0	0	0	0	0
Delaware	9	40	1	9	0	0	0	0	0	0	0	0
Holy Cross	5	15	0	5	0	0	0	0	0	0	0	0
Montana State	10	69	1	38	3	31	1	23	0	0	0	0
North Dakota State	9	126	1	55	1	0	0	0	0	0	0	0
Season Totals	130	744	7	55	13	125	1	29	1	17	0	17

SDSU CAREER RUSHING YARDS

1. Josh Ranek, 1997-20016,744
2. Zach Zenner, 2011-146,548
3. Isaiah Davis, 2020-23.....4,548
4. Pierre Strong, Jr., 2018-214,527
5. Kyle Minett, 2007-104,277
6. Anthony Watson, 2003-063,712
7. Dan Sonnek, 1984-873,304
8. Les Tuma, 1970-733,018
9. Cory Koenig, 2004-072,990
10. Brady Mengarelli, 2014-172,677

Amar Johnson, 2021-present2,283

JACKRABBITS TO WATCH

100-YARD RUSHING GAMES

126 yards • vs. North Dakota State, 1-8-2023
 126 yards • vs. Augustana, 9-14-2024
 112 yards • vs. Incarnate Word, 9-7-2024
 107 yards • vs. Mercer, 12-2-2023
 106 yards • at Illinois State, 10-7-2023
 105 yards • vs. Lindenwood, 9-11-2021

AMAR JOHNSON'S 2023 GAME-BY-GAME STATISTICS

Game	Rush	Yds	TD	LG	Rec	Yds	TD	LG	KOR	Yds	TD	LG
Western Oregon	8	70	0	30	0	0	0	0	1	20	0	20
Montana State	5	47	0	26	2	19	0	17	0	0	0	0
Drake	12	63	1	17	1	6	0	6	2	73	0	51
North Dakota	13	56	0	13	2	23	0	13	0	0	0	0
Illinois State	11	106	0	44	0	0	0	0	1	34	0	34
Northern Iowa	9	35	0	8	2	23	0	15	1	20	0	20
Southern Illinois	10	67	0	24	1	1	0	1	2	48	0	25
South Dakota	8	66	2	20	1	8	0	8	1	14	0	14
North Dakota State	9	36	0	14	1	15	0	15	1	17	0	17
Youngstown State	2	6	0	7	0	0	0	0	0	0	0	0
Missouri State	10	45	1	11	0	0	0	0	3	56	0	21
Mercer	11	107	0	54	1	17	0	17	0	0	0	0
Villanova	4	13	0	6	0	0	0	0	0	0	0	0
UAlbany	7	34	0	11	0	0	0	0	0	0	0	0
Montana	9	50	0	13	1	10	0	10	0	0	0	0
Season Totals	128	801	4	54	12	122	0	17	12	282	0	51

AMAR JOHNSON'S 2024 GAME-BY-GAME STATISTICS

Game	Rush	Yds	TD	LG	Rec	Yds	TD	LG	KOR	Yds	TD	LG
Oklahoma State	9	73	0	40	2	17	0	13	0	0	0	0
Incarnate Word	19	112	2	13	3	16	0	11	0	0	0	0
Augustana	17	126	1	26	3	14	0	12	0	0	0	0
Season Totals	45	311	3	40	8	47	0	13	0	0	0	0



1-TUCKER LARGE

5-11, 180, Junior • Safety/Punt Returner
Sioux Falls, South Dakota (Roosevelt H.S.)

FOOTBALL HONORS AND HIGHLIGHTS:

- All-Missouri Valley Football Conference First Team (2023–Defensive Back)
- All-MVFC Second Team (2023–Return Specialist)
- MVFC All-Newcomer Team (2022)
- MVFC Special Teams Player of the Week (Sept. 16, 2023)
- MVFC Commissioner's Academic Excellence Award (2022)
- MVFC Honor Roll (2021, 2022)

TUCKER LARGE'S CAREER STATISTICS

Year	Solo	Ast	Total	TFL-Yds	Sack-Yds	Int-Yds	PBU	FF	FR-Yds	PR	Yds	Avg	TD	LG
2021	0	0	0	0-0	0-0	0-0	0	0	0-0	0	0	0.0	0	0
2022	18	10	28	0-0	0-0	0-0	2	0	0-0	0	0	0.0	0	0
2023	30	19	49	1.0-7	0-0	4-81	9	0	0-0	21	396	18.9	1	*79
2024	4	0	4	0-0	0-0	0-0	0	0	0-0	0	0	0.0	0	0
Career	52	29	81	1.0-7	0-0	4-81	11	0	0-0	21	396	18.9	1	*79

* denotes touchdown

Played in three games (Colorado State, Youngstown State, Sacramento State) during 2021 season, but did not factor into any statistics

TUCKER LARGE'S 2022 GAME-BY-GAME STATISTICS

Game	Solo	Ast	Total	TFL-Yds	Int-Yds	PBU	FF	FR-Yds	PR	Yds	TD	LG
Iowa	0	0	0	0-0	0-0	0	0	0-0	0	0	0	0
UC Davis	4	3	7	0-0	0-0	1	0	0-0	0	0	0	0
Butler	1	2	3	0-0	0-0	0	0	0-0	0	0	0	0
Missouri State	2	0	2	0-0	0-0	0	0	0-0	0	0	0	0
Western Illinois	0	0	0	0-0	0-0	0	0	0-0	0	0	0	0
South Dakota	0	0	0	0-0	0-0	0	0	0-0	0	0	0	0
North Dakota State	1	2	3	0-0	0-0	0	0	0-0	0	0	0	0
North Dakota	2	1	3	0-0	0-0	0	0	0-0	0	0	0	0
Indiana State	1	0	1	0-0	0-0	0	0	0-0	0	0	0	0
Northern Iowa	1	0	1	0-0	0-0	1	0	0-0	0	0	0	0
Illinois State	0	0	0	0-0	0-0	0	0	0-0	0	0	0	0
Delaware	2	0	2	0-0	0-0	0	0	0-0	0	0	0	0
Holy Cross	1	2	3	0-0	0-0	0	0	0-0	0	0	0	0
Montana State	1	0	1	0-0	0-0	0	0	0-0	0	0	0	0
North Dakota State	2	0	2	0-0	0-0	0	0	0-0	0	0	0	0
Season Totals	18	10	28	0-0	0-0	2	0-0	0-0	0	0	0	0

TUCKER LARGE'S 2023 GAME-BY-GAME STATISTICS

Game	Solo	Ast	Total	TFL-Yds	Int-Yds	PBU	FF	FR-Yds	PR	Yds	TD	LG
Western Oregon	1	0	1	0-0	1-64	0	0	0-0	1	25	0	25
Montana State	7	0	7	0-0	0-0	0	0	0-0	0	0	0	0
Drake	1	0	1	0-0	0-0	1	0	0-0	4	+149	0	61
North Dakota	2	0	2	0-0	0-0	0	0	0-0	2	59	0	51
Illinois State	2	0	2	0-0	0-0	0	0	0-0	0	0	0	0
Northern Iowa	0	0	0	0-0	0-0	1	0	0-0	1	2	0	2
Southern Illinois	3	4	7	0-0	0-0	0	0	0-0	2	8	0	7
South Dakota	3	1	4	0-0	1-0	0	0	0-0	2	4	0	8
North Dakota State	4	4	8	0-0	0-0	0	0	0-0	1	28	0	28
Youngstown State	1	3	4	0-0	1-5	0	0	0-0	1	1	0	1
Missouri State	1	1	2	0-0	0-0	3	0	0-0	4	18	0	6
Mercer	0	0	0	0-0	0-0	0	0	0-0	1	17	0	17
Villanova	2	2	4	0-0	0-0	2	0	0-0	1	6	0	6
UAlbany	0	1	1	0-0	1-12	0	0	0-0	1	79	1	*79
Montana	3	3	6	1.0-7	0-0	2	0	0-0	0	0	0	0
Season Totals	30	19	49	1.0-7	0-0	9	0	0-0	21	396	1	*79

+ Single-game school record

JACKRABBITS TO WATCH

TUCKER LARGE'S 2024 GAME-BY-GAME STATISTICS

Game	Solo	Ast	Total	TFL-Yds	Int-Yds	PBU	FF	FR-Yds	PR	Yds	TD	LG
Oklahoma State	4	0	4	0-0	0-0	0	0	0-0	0	0	0	0
Incarnate Word	0	0	0	0-0	0-0	0	0	0-0	0	0	0	0
Augustana	0	0	0	0-0	0-0	0	0	0-0	0	0	0	0
Season Totals	4	0	4	0-0	0-0	0	0	0-0	0	0	0	0

FOOTBALL CHAMPIONSHIP SUBDIVISION POLLS

STATS PERFORM FCS POLL — SEPT. 16

PL.	SCHOOL	2024 RECORD	POINTS	PR
1.	<i>South Dakota State</i> [41]	2-1	1,380	1
2.	North Dakota State [5]	2-1	1,311	2
3.	Montana State [7]	3-0	1,296	3
4.	Idaho [3]	2-1	1,255	4
5.	Villanova	3-0	1,131	5
6.	South Dakota	1-1	1,108	6
7.	Southern Illinois	2-1	986	9
8.	Central Arkansas	2-1	983	7
8.	Montana	2-1	961	8
10.	North Dakota	2-1	911	10
11.	Sacramento State	1-2	881	11
12.	William & Mary	2-1	738	13
13.	UC Davis	2-1	653	15
14.	Mercer	3-0	575	23
15.	Incarnate Word	1-2	565	12
16.	Tarleton State	2-1	539	16
17.	Illinois State	2-1	518	18
18.	Lafayette	2-1	444	19
19.	Abilene Christian	2-1	283	25
20.	UAlbany	1-2	255	17
21.	Southeast Missouri State	2-1	218	NR
22.	Lamar	2-1	184	NR
23.	Chattanooga	0-3	133	14
24.	Western Carolina	1-2	125	NR
25.	Northern Iowa	2-1	103	NR

Notes: First-place votes in brackets; opponents listed in **bold**

Teams receiving votes: Southeast Missouri State, 111; Richmond, 100; Wofford, 85; **Northern Iowa**, 70; Florida A&M, 69; Western Carolina, 67; Eastern Illinois, 64; Furman, 52; Campbell, 49; Southern Utah, 48; Lamar, 15; Alabama State, 13; North Carolina Central, 12; Saint Francis, 11.

AFCA FCS COACHES' POLL — SEPT. 16

PL.	SCHOOL	2024 RECORD	POINTS	PR
1.	<i>South Dakota State</i> [22]	2-1	644	1
2.	North Dakota State [1]	2-1	605	2
3.	Montana State [3]	3-0	602	3
4.	Idaho	2-1	573	5
5.	Villanova	3-0	515	4
6.	South Dakota	1-1	514	6
7.	Southern Illinois	2-1	470	8
8.	Central Arkansas	2-1	462	7
9.	North Dakota	2-1	439	10
10.	Montana	2-1	436	9
11.	Sacramento State	1-2	379	11
12.	UC Davis	2-1	349	12
13.	William & Mary	2-1	334	13
14.	Lafayette	2-1	263	18
15.	Illinois State	2-1	258	19
16.	Mercer	3-0	236	24
17.	Tarleton State	2-1	235	17
18.	Incarnate Word	1-2	158	14
19.	Northern Iowa	2-1	114	21
20.	Florida A&M	2-1	107	22
21.	Southeast Missouri State	2-1	97	NR
22.	UAlbany	1-2	94	15
23.	Abilene Christian	2-1	72	NR
24.	Chattanooga	0-3	59	16
25.	Youngstown State	1-2	41	20

Notes: First-place votes in brackets; opponents listed in **bold**

Top teams receiving votes: Southeast Missouri State, 61; Furman, 51; Richmond, 49; Wofford, 46; Abilene Christian, 38; Elon, 37; Southern Utah, 31; Eastern Illinois, 28; Western Carolina, 27; North Carolina Central, 16; Northern Arizona, 14; Delaware State, 13; New Hampshire, 13.

MISSOURI VALLEY FOOTBALL CONFERENCE

2024 MVFC STANDINGS

SCHOOL	CONFERENCE	PF	PA	OVERALL	PF	PA
North Dakota State	0-0	0	0	2-1	116	69
South Dakota State	0-0	0	0	2-1	89	71
North Dakota	0-0	0	0	2-1	82	73
Southern Illinois	0-0	0	0	2-1	79	86
Illinois State	0-0	0	0	2-1	75	91
Northern Iowa	0-0	0	0	2-1	55	51
South Dakota	0-0	0	0	1-1	58	30
Youngstown State	0-0	0	0	1-2	101	77
Missouri State	0-0	0	0	1-2	86	85
Murray State	0-0	0	0	1-2	76	78
Indiana State	0-0	0	0	1-2	44	89

UPCOMING SCHEDULE

SATURDAY, SEPT. 21

Drake at South Dakota, 1 p.m.
 Towson at North Dakota State, 1 p.m.
 San Diego at North Dakota, 1 p.m.
 Youngstown State at Pittsburgh, 2:30 p.m.
 Missouri State at UT Martin, 6 p.m.

Eastern Illinois at Illinois State, 6 p.m.
 SDSU at Southeastern Louisiana, 6 p.m.
 Southeast Missouri State at Southern Illinois, 6 p.m.
 Northern Iowa at Hawaii, 11 p.m.
 All times Central

2024 PRESEASON POLL

1.	South Dakota State [42]	482
2.	North Dakota State [1]	437
3.	South Dakota	371
4.	Southern Illinois	293
5.	North Dakota	276
6.	Illinois State	264
7.	Youngstown State	255
8.	Northern Iowa	227
9.	Missouri State [1]	164
10.	Indiana State	68
11.	Murray State	67



VERSUS RANKED OPPONENTS

Since moving to the Football Championship Subdivision at the start of the 2004 season, the Jackrabbits have compiled a 66-52 record versus ranked opponents.

Following is a year-by-year look at games against ranked opponents:

2004 0-3 record

- at #13 Cal Poly (L, 7-14)
- at #24 Montana State (L, 24-27)
- at #1 Georgia Southern (L, 7-63)

2005 0-5 record

- at #3 Montana (L, 0-7)
- #12 Cal Poly (L, 16-24)
- at #16 Texas State (L, 12-42)
- #19 Georgia Southern (L, 42-55)
- at #20 North Dakota State (L, 17-41)

2006 3-3 record

- at #6 Montana (L, 7-36)
- at #12 Northern Iowa (L, 17-27)
- at #16 McNeese State (W, 20-17)
- at #4 Cal Poly (W, 29-28)
- #16 UC Davis (W, 22-21)
- at #4 North Dakota State (L, 28-41)

2007 2-2 record

- at #6 Youngstown State (L, 17-23)
- #5 Northern Iowa (L, 17-31)
- #19 Cal Poly (W, 48-35)
- #1 North Dakota State (W, 29-24)

2008 3-4 record

- #14 Youngstown State (W, 40-7)
- #15 Western Illinois (W, 24-22)
- #8 Northern Iowa (L, 20-34)
- #4 McNeese State (L, 44-46 - 3OT)
- #3 Cal Poly (L, 28-42)
- #9 Southern Illinois (L, 35-38)
- at #24 North Dakota State (W, 25-24)

2009 1-3 record

- at #17 Cal Poly (L, 14-21)
- vs. #6 Northern Iowa (W, 24-14)
- vs. #3 Southern Illinois (L, 15-34)
- ^at #1 Montana (L, 48-61)

2010 2-3 record

- at #16 Delaware (L, 3-26)
- at #15 Northern Iowa (L, 14-24)
- vs. #20 Western Illinois (W, 33-29)
- at #15 Southern Illinois (W, 31-10)
- at #20 North Dakota State (L, 24-31)

2011 0-3 record

- vs. #23 Indiana State (L, 28-38)
- vs. #2 Northern Iowa (L, 14-31)
- vs. #3/5 North Dakota State (L, 14-38)

2012 3-2 record

- at #22/25 Indiana State (W, 24-10)
- vs. #21/22 Youngstown St. (W, 41-28)
- at #1/1 North Dakota State (L, 17-20)
- ^vs. #25 Eastern Illinois (W, 58-10)
- ^at #1/1 North Dakota State (L, 3-28)

2013 3-2 record

- vs. #1/1 North Dakota State (L, 0-20)
- vs. #17/18 Northern Iowa (W, 37-34 - 2 OT)
- at #15/18 Youngstown St. (W, 42-13)
- ^at #8/9 Northern Arizona (W, 26-7)
- ^at #3/3 Eastern Washington (L, 17-41)

2014 3-4 record

- at #22/22 Illinois State (L, 10-45)
- at #20/21 Northern Iowa (W, 31-28)
- vs. #16/17 Youngstown State (L, 27-30)
- at #1/1 North Dakota State (L, 17-37)
- at #17/19 Indiana State (W, 32-17)
- ^at #17/17 Montana State (W, 47-40)
- at #2/3 North Dakota State (L, 24-27)

2015 3-3 record

- vs. #2/3 North Dakota State (L, 7-28)
- vs. #19/21 Indiana State (W, 24-7)
- at #11/12 Youngstown State (W, 38-8)
- vs. #22/25 Northern Iowa (L, 7-10)
- vs. #2/2 Illinois State (W, 25-20)
- ^at #16/17 Montana (L, 17-24)

2016 4-1 record

- vs. #8/8 Western Illinois (W, 52-14)
- at #1/1 North Dakota State (W, 19-17)
- vs. #12/13 Youngstown State (W, 24-10)
- ^vs. #9/10 Villanova (W, 10-7)
- ^at #3/3 North Dakota State (L, 10-36)

2017 6-2 record

- at #5/6 Youngstown State (L, 7-19)
- at #12/14 Western Illinois (W, 52-48)
- vs. #2/2 North Dakota State (W, 33-21)
- vs. #17/20 Illinois State (W, 27-24 - OT)
- at #15/16 South Dakota (W, 31-28)
- ^vs. #20/21 Northern Iowa (W, 37-22)
- ^vs. #20/21 New Hampshire (W, 56-14)
- ^at #1/1 James Madison (L, 16-51)

2018 2-3 record

- at #1/1 North Dakota State (L, 17-21)
- at #25 Northern Iowa (L, 9-24)
- at #9/11 Illinois State (W, 38-28)
- ^at #2/2 Kennesaw State (W, 27-17)
- ^at #1/1 North Dakota State (L, 21-44)

2019 2-3 record

- at #17/19 Youngstown State (W, 38-28)
- vs. #1/1 North Dakota State (L, 16-23)
- vs. #11/12 Illinois State (L, 18-27)
- vs. #4/5 Northern Iowa (W, 38-7)
- ^vs. #6/6 Northern Iowa (L, 10-13)

2020-21 5-2 record

- at #3 Northern Iowa (W, 24-20)
- at #14 North Dakota (L, 17-28)
- at #5/5 Southern Illinois (W, 44-3)
- at #2/3 North Dakota State (W, 27-17)
- ^vs. #14/14 Southern Illinois (W, 31-26)
- ^vs. #5/5 Delaware (W, 33-3)
- ^vs. #4/4 Sam Houston (L, 21-23)

2021 4-4 record

- vs. #7/8 Southern Illinois (L, 41-42 OT)
- vs. #20/24 Northern Iowa (L, 17-26)
- vs. #2/2 North Dakota State (W, 27-19)
- at #17/19 South Dakota (L, 20-23)
- ^vs. #14/16 UC Davis (W, 56-24)
- ^at #8/12 Sacramento State (W, 24-19)
- ^vs. #6/7 Villanova (W, 35-21)
- ^at #7/9 Montana State (L, 17-31)

2022 8-0 record

- vs. #25 UC Davis (W, 24-22)
- at #4/6 Missouri State (W, 28-14)
- at #1/1 North Dakota State (W, 23-21)
- at #20 North Dakota (W, 49-35)
- ^vs. #23 Delaware (W, 42-6)
- ^vs. #6/7 Holy Cross (W, 42-21)
- ^vs. #3/3 Montana State (W, 39-18)
- ^vs. #4/4 North Dakota State (W, 45-24)

2023 11-0 record

- vs. #3/3 Montana State (W, 20-16)
- vs. #11/12 North Dakota (W, 42-21)
- at #22 Illinois State (W, 40-21)
- at #12/12 Southern Illinois (W, 17-10)
- at #4/9 South Dakota (W, 37-3)
- vs. #10/11 North Dakota St. (W, 33-16)
- at #22 Youngstown State (W, 34-0)
- ^vs. #17/20 Mercer (W, 41-0)
- ^vs. #6/9 Villanova (W, 23-12)
- ^vs. #9/15 UAlbany (W, 59-0)
- ^vs. #2/2 Montana (W, 23-3)

^denotes FCS playoff game

2024 1-0 record

- vs. #11/12 Incarnate Word (W, 45-24)

2024 South Dakota State University Football
Overall Statistics (as of Sep 18, 2024)

Team Statistics	SDS	OPP
SCORING	89	71
Points Per Game	29.67	23.67
FIRST DOWNS	70	55
Rushing	28	16
Passing	33	29
Penalty	9	10
RUSHING YARDAGE	587	241
Yards gained	611	295
Yards lost	24	54
Attempts	106	80
Avg Per Attempt	5.5	3.0
Avg Per Game	195.7	80.3
TDs Rushing	5	3
PASSING YARDAGE	690	743
Att-Comp-Int	96-60-4	108-75-1
Avg Per Attempt	7.19	6.88
Avg Per Catch	11.50	9.91
Avg Per Game	230.00	247.67
TDs Passing	6	5
TOTAL OFFENSE	1277	984
Total Plays	202	188
Avg Per Play	6.3	5.2
Avg Per Game	425.7	328.0
KICK RETURNS: #-YARDS	11-137	7-120
PUNT RETURNS: #-YARDS	1-2	2-0
INT RETURNS: #-YARDS	1-0	4-42
KICK RETURN AVERAGE	12.45	17.14
PUNT RETURN AVERAGE	2.00	0.00
INT RETURN AVERAGE	0.00	10.50
FUMBLES-LOST	3-1	1-1
PENALTIES-YARDS	20-223	17-150
Avg Per Game	74.33	50.00
PUNTS-YARDS	7-326	11-480
Avg Per Punt	46.57	43.64
Net Punt Avg	46.57	39.82
KICKOFFS-YARDS	18-1019	16-886
Avg Per Kick	56.61	55.38
Net Kick Avg	41.06	41.81
TIME OF POSSESSION	01:37:48	01:22:12
Per Game	32:36	27:24
3RD-DOWN CONVERSIONS	16-36	14-40
3rd-Down Pct	44.44 %	35.00 %
4TH-DOWN CONVERSIONS	0-5	2-8
4th-Down Pct	0.00 %	25.00 %
SACKS BY-YARDS	4-30	2-13
MISC YARDS	0	0
TOUCHDOWNS SCORED	11	8
FIELD GOALS-ATTEMPTS	4-5	5-6
ON-SIDE KICKS	0-0	0-0
RED-ZONE SCORES	8-11	7-9
RED-ZONE TOUCHDOWNS	6-11	4-9
PAT-ATTEMPTS	11-11	8-8
ATTENDANCE	38,697	52,202
Dates-Avg Per Date	2-19,349	1-52,202
Neutral Site #-Avg	-	0-0

Conf	Date	Opponent	WL	Score	Record	Time	Attend
	08/31/2024	at Oklahoma St.	L	20-44	0-1 , 0-0	03:26	52,202
	09/07/2024	UIW	W	45-24	1-1 , 0-0	03:24	19,321
	09/14/2024	AUGUSTANA (SD)	W	24-3	2-1 , 0-0	03:02	19,376

* = Conference game

Score by Quarters	1st	2nd	3rd	4th	Total
South Dakota St.	7	33	28	21	89
Opponents	16	14	28	13	71

2024 South Dakota State University Football
Overall Statistics (as of Sep 18, 2024)

#	Rushing	GP	ATT	GAIN	LOSS	NET	AVG	TD	LG	AVG/G
3	Johnson, Amar	3	45	311	0	311	6.9	3	40	103.67
21	Johnson, Angel	2	12	71	2	69	5.8	0	18	34.50
34	Woods, Maxwell	1	6	61	0	61	10.2	0	44	61.00
20	Vorhees, Kirby	3	12	55	0	55	4.6	0	13	18.33
11	Gronowski, Mark	3	19	70	16	54	2.8	2	10	18.00
7	Mason, Chase	2	5	30	0	30	6.0	0	16	15.00
24	Begeman, Brenden	2	2	7	0	7	3.5	0	7	3.50
12	Goering, Graham	3	1	6	0	6	6.0	0	6	2.00
	Team	3	4	0	6	-6	-1.5	0	0	-2.00
	Total	3	106	611	24	587	5.5	5	44	195.67
	Opponents	3	80	295	54	241	3.0	3	22	80.33

#	Passing	GP	Rating	COMP-ATT-INT	PCT	YDS	TD	LG	AVG/G
11	Gronowski, Mark	3	136.59	60-95-4	63.16 %	690	6	61	230.00
10	Dustman, Hunter	3	0.00	0-1-0	0.00 %	0	0	0	0.00
	Total	3	135.17	60-96-4	62.50 %	690	6	61	230.00
	Opponents	3	140.66	75-108-1	69.44 %	743	5	69	247.67

#	Receiving	GP	NO	YDS	AVG	TD	LG	AVG/G
18	Wilde, Griffin	3	23	303	13.17	3	60	101.00
12	Goering, Graham	3	9	144	16.00	2	29	48.00
88	Gannon, Greyton	3	5	76	15.20	1	41	25.33
89	Gormley, Brody	3	1	61	61.00	0	61	20.33
3	Johnson, Amar	3	8	47	5.88	0	13	15.67
4	Prejean, Kentrell	3	5	36	7.20	0	14	12.00
34	Woods, Maxwell	1	2	9	4.50	0	9	9.00
6	Ervin, Elijah	3	1	8	8.00	0	8	2.67
87	Stoffel, Davin	2	2	7	3.50	0	4	3.50
44	Brenner, Kevin	3	1	6	6.00	0	6	2.00
11	Ollman, Joe	3	0	0	NaN	0	0	0.00
20	Vorhees, Kirby	3	0	0	NaN	0	0	0.00
7	Mason, Chase	2	1	-1	-1.00	0	0	-0.50
21	Johnson, Angel	2	2	-6	-3.00	0	1	-3.00
	Total	3	60	690	11.50	6	61	230.00
	Opponents	3	75	743	9.91	5	69	247.67

#	Punt Returns	NO	YRDS	AVG	TD	LG
7	Beanum, Dalys	1	2	2.00	0	2
	Total	1	2	2.00	0	2
	Opponents	2	0	0	0	2

#	Interceptions	NO	YRDS	AVG	TD	LG
22	Humphrey, Colby	1	0	0.00	0	0
	Total	1	0	0.00	0	0
	Opponents	4	42	10.50	0	39

#	Kick Returns	NO	YRDS	AVG	TD	LG
21	Johnson, Angel	6	116	19.33	0	24
34	Woods, Maxwell	1	19	19.00	0	19
20	Vorhees, Kirby	2	8	4.00	0	5
83	Alpers, David	1	6	6.00	0	6
26	Tilford, Kolten	1	-12	-12.00	0	0
	Total	11	137	12.45	0	24
	Opponents	7	120	17.14	0	25

#	Fumble Returns	NO	YRDS	AVG	TD	LG
23	Durrance, Matthew	1	7	7.00	0	7
	Total	1	7	7.00	0	7
	Opponents	0	0	0	0	0

2024 South Dakota State University Football
Overall Statistics (as of Sep 18, 2024)

#	Scoring			PAT						
		TD	FG	KICK	RUSH	RCV	PASS	DXP	SAF	PTS
10	Dustman, Hunter	—	4	11-11	—	—	—	—	—	23
3	Johnson, Amar	3	—	—	—	—	—	—	—	18
18	Wilde, Griffin	3	—	—	—	—	—	—	—	18
12	Goering, Graham	2	—	—	—	—	—	—	—	12
11	Gronowski, Mark	2	—	—	—	—	—	—	—	12
88	Gannon, Greyton	1	—	—	—	—	—	—	—	6
Total		11	4	11-11	—	—	—	—	—	89
Opponents		8	5	8-8	—	—	—	—	—	71

#	Field Goals	FGM-FGA	PCT	I20	20-29	30-39	40-49	50+	LG	BLK
10	Dustman, Hunter	4-5	80.00 %	0-0	0-0	3-4	1-1	0-0	48	0
Total		4-5	80.00 %	0-0	0-0	3-4	1-1	0-0	48	0
Opponents		5-6	83.33 %	0-0	0-0	2-3	0-0	3-3	52	0

FG Sequence	South Dakota St.	Opponents
Oklahoma St.	(31),(48)	(42),(52),(25)
UIW	37,(30)	(37)
Augustana (SD)	(39)	(32),38

Numbers in (parentheses) indicate field goal was made.

#	Total Offense	G	Plays	Rush	Pass	Total	AVG/G
11	Gronowski, Mark	3	114	54	690	744	248.00
3	Johnson, Amar	3	45	311	0	311	103.67
21	Johnson, Angel	2	12	69	0	69	34.50
34	Woods, Maxwell	1	6	61	0	61	61.00
20	Vorhees, Kirby	3	12	55	0	55	18.33
7	Mason, Chase	2	5	30	0	30	15.00
24	Begeman, Brenden	2	2	7	0	7	3.50
12	Goering, Graham	3	1	6	0	6	2.00
Team		3	4	-6	0	-6	-2.00
Total		3	201	587	690	1277	425.67
Opponents		3	188	241	743	984	328.00

#	Punting	NO	YDS	AVG	LG	TB	FC	I20	50+	BLK
10	Dustman, Hunter	7	326	46.57	55	0	2	1	2	0
Total		7	326	46.57	55	0	2	1	2	0
Opponents		11	480	43.64	73	2	1	4	3	0

#	Kickoffs	NO	YDS	AVG	TB	OB
10	Dustman, Hunter	18	1019	56.6	8	2
Total		18	1019	56.6	8	2
Opponents		16	886	55.4	4	0

2024 South Dakota State University Football
Overall Statistics (as of Sep 18, 2024)

#	All Purpose	G	RUSH	RCV	PR	KR	IR	Total	AVG/G
3	Johnson, Amar	3	311	47	0	0	0	358	119.33
18	Wilde, Griffin	3	0	303	0	0	0	303	101.00
21	Johnson, Angel	2	69	-6	0	116	0	179	89.50
12	Goering, Graham	3	6	144	0	0	0	150	50.00
34	Woods, Maxwell	1	61	9	0	19	0	89	89.00
88	Gannon, Greyton	3	0	76	0	0	0	76	25.33
20	Vorhees, Kirby	3	55	0	0	8	0	63	21.00
89	Gormley, Brody	3	0	61	0	0	0	61	20.33
11	Gronowski, Mark	3	54	0	0	0	0	54	18.00
4	Prejean, Kentrell	3	0	36	0	0	0	36	12.00
7	Mason, Chase	2	30	-1	0	0	0	29	14.50
6	Ervin, Elijah	3	0	8	0	0	0	8	2.67
24	Begeman, Brenden	2	7	0	0	0	0	7	3.50
87	Stoffel, Davin	2	0	7	0	0	0	7	3.50
44	Brenner, Kevin	3	0	6	0	0	0	6	2.00
83	Alpers, David	3	0	0	0	6	0	6	2.00
7	Beanum, Dalys	3	0	0	2	0	0	2	0.67
26	Tilford, Kolten	3	0	0	0	-12	0	-12	-4.00
	Team	3	-6	0	0	0	0	-6	-2.00
	Total	3	587	690	2	137	0	1416	472.00
	Opponents	3	241	743	0	120	42	1146	382.00

2024 South Dakota State University Football
Overall Statistics (as of Sep 18, 2024)

#	Defensive Leaders	GP	Tackles				Sacks NO-YDS	Pass Defense			Fumbles		Blocked	
			Solo	ASST	TOT	TFL-YDS		INT-YDS	BU	QBH	RCV-YDS	FF	KICK	SAF
32	Bock, Adam	3	13	12	25.0	3.0-8	—	—	—	—	—	—	—	—
9	Francl, Caleb	3	8	10	18.0	2.5-5	—	—	1	—	—	—	—	—
23	Durrance, Matthew	3	10	7	17.0	—	—	—	—	—	1-7	—	—	—
7	Beanum, Dalys	3	10	6	16.0	0.5-1	—	—	—	—	—	1	—	—
29	Spalding, Graham	3	8	4	12.0	1.5-2	—	—	1	—	—	—	—	—
22	Humphrey, Colby	3	11	—	11.0	—	—	1-0	2	—	—	—	—	—
94	Clayborne, Kobe	3	6	4	10.0	1.0-5	—	—	—	—	—	—	—	—
0	Mcgaughy, Daeton	3	6	3	9.0	—	—	—	—	—	—	—	—	—
3	Johnson, Dontay	3	4	1	5.0	—	—	—	1	—	—	—	—	—
99	Ripperda, Dawson	3	3	2	5.0	1.5-16	1.5-16	—	—	—	—	—	—	—
93	Baloun, Max	3	2	2	4.0	1.0-1	—	—	—	—	—	—	—	—
52	DePriest, Jarod	3	1	3	4.0	—	—	—	—	—	—	—	—	—
51	Green, Logan	3	1	3	4.0	0.5-2	0.5-2	—	—	1	—	—	—	—
14	Huerter, Colby	1	2	2	4.0	—	—	—	—	—	—	—	—	—
1	Large, Tucker	3	4	—	4.0	—	—	—	—	—	—	—	—	—
28	Van Tol, Chase	3	1	3	4.0	—	—	—	—	—	—	—	—	—
97	Kirschenman, Reis	3	1	2	3.0	1.5-3	—	—	—	4	—	—	—	—
25	Reeder, Cale	1	1	2	3.0	—	—	—	—	—	—	—	—	—
2	Taylor, Myles	2	2	1	3.0	—	—	—	—	—	—	—	—	—
55	Wolfcale-Holsten, Aaron	3	2	1	3.0	1.0-11	1.0-11	—	—	—	—	—	—	—
4	Arrell, Steven	3	1	1	2.0	—	—	—	—	—	—	—	—	—
13	Dautermann, Aydan	3	1	1	2.0	0.5-1	—	—	—	—	—	—	—	—
89	Gormley, Brody	3	1	1	2.0	—	—	—	—	—	—	—	—	—
96	Hawthorne, Bryce	2	—	2	2.0	—	—	—	—	—	—	—	—	—
54	Lee, Jalen	4	2	—	2.0	—	—	—	—	—	—	—	—	—
54	Lee, Jalen	4	2	—	2.0	—	—	—	—	—	—	—	—	—
54	Lee, Jalen	3	2	—	2.0	—	—	—	—	—	—	—	—	—
11	Ollman, Joe	3	1	1	2.0	—	—	—	—	—	—	—	—	—
26	Tilford, Kolten	3	1	1	2.0	—	—	—	—	—	—	—	—	—
57	Vanden Bos, Levi	3	1	1	2.0	—	—	—	—	1	—	—	—	—
20	Vorhees, Kirby	3	1	1	2.0	—	—	—	—	—	—	—	—	—
95	Wilson, Zac	2	1	1	2.0	1.5-2	1.0-1	—	—	2	—	—	—	—
24	Begeman, Brenden	2	1	—	1.0	—	—	—	—	—	—	—	—	—
11	Gronowski, Mark	3	1	—	1.0	—	—	—	—	—	—	—	—	—
21	Johnson, Angel	2	1	—	1.0	—	—	—	—	—	—	—	—	—
90	Keumogne, Randy	1	1	—	1.0	—	—	—	—	—	—	—	—	—
40	Kusler, Aaron	3	—	1	1.0	—	—	—	—	—	—	—	—	—
5	McShane, Cullen	3	—	1	1.0	—	—	—	1	—	—	—	—	—
10	Dustman, Hunter	3	—	—	—	—	—	—	—	—	—	—	—	—
88	Gannon, Greyton	3	—	—	—	—	—	—	—	—	—	—	—	—
12	Goering, Grahm	3	—	—	—	—	—	—	—	—	—	—	—	—
3	Johnson, Amar	3	—	—	—	—	—	—	—	—	—	—	—	—
TM	Team	3	—	—	—	—	—	—	—	—	—	—	—	—
18	Wilde, Griffin	3	—	—	—	—	—	—	—	—	—	—	—	—
Total		3	114	80	194.0	16.0-57	4.0-30	1-0	6	8	1-7	1	—	—
Opponents		3	126	54	180.0	8.0-23	2.0-13	4-42	7	11	1-0	1	—	—

#17/18 [FBS] OKLAHOMA STATE 44, #1/1 [FCS] SDSU 20

Aug. 31, 2024 • Boone Pickens Stadium (Att.: 52,202)

STILLWATER, Okla. — Oklahoma State running back Ollie Gordon scored three touchdowns, including two in a 21-point third quarter, to lead the 17th-ranked Cowboys to a 44-20 victory over South Dakota State in the football season opener for both teams Saturday afternoon at Boone Pickens Stadium.

SDSU, the top-ranked team in the Football Championship Subdivision after winning back-to-back national titles, had its 29-game winning streak broken. The Jackrabbits' previous loss also was against a Football Bowl Subdivision opponent, a 7-3 setback at Iowa in the 2022 season opener.

Leading 17-6 at halftime, the Cowboys extended their lead on the first possession of the second half when Gordon took a lateral (originally ruled a pass) from Alan Bowman and cut down the left hash and sideline, breaking a couple tackles on his way to the end zone for a 22-yard score.

The Jackrabbits quickly responded with a three-play, 75-yard drive all through the air. Mark Gronowski connected with Griffin Wilde on pass plays of 21 and 33 yards before connecting with Graham Goering in the end zone for a 21-yard touchdown. It was Goering's first touchdown of his career.

OSU would build its lead to 41-13 by scoring the next 17 points. After converting on third-and-9, Bowman hooked up with Rashod Owens on a 58-yard touchdown pass, which was followed later in the quarter on a 1-yard touchdown run by Gordon.

The Cowboys' scoring run ended with a 52-yard field goal by Logan Ward 70 seconds into the final stanza.

SDSU again countered with a quick touchdown as Griffin Wilde hauled in a Gronowski pass deep over the middle and out-ran the defense for a 60-yard touchdown. Wilde ended the afternoon with career highs of seven catches and 150 receiving yards.

Oklahoma State scored on each of its first three drives of the game, breaking into the scoring column with a 42-yard field goal by Logan Ward that was followed moments later by a 6-yard touchdown pass from Bowman to Brennan Presley.

Gordon capped OSU's longest drive of the first half with a 12-yard touchdown run midway through the second quarter that was his longest carry of the game. The reigning Doak Walker Award winner, Gordon finished the afternoon with 104 yards on 27 carries and added four receptions for 42 yards.

SDSU put together a pair of scoring drives in the second quarter that ended with field goals of 31 and 48 yards by senior kicker Hunter Dustman. The first scoring march was an eight-play, 58-yard drive that began late in the first quarter.

Yardage totals ended up nearly identical with Oklahoma State holding a slim 394-388 advantage.

Gronowski completed 20-of-37 passes for 264 yards and an interception, while Amar Johnson paced the ground game with 73 yards on nine carries, including a 40-yard gain on the final play of the first quarter that set up the Jackrabbits' first field goal. Goering added career highs of four catches and 69 receiving yards.

Bowman was an efficient 25-of-34 passing for 267 yards, with Presley catching seven balls for 35 yards and De'Zhaun Stribling tallying six catches for a team-high 83 yards.

Adam Bock led the Jackrabbit defense with 12 tackles, followed by a career-high eight tackles from Caleb Franci.

OSU's Trey Rucker registered a game-high 15 tackles. Nick Martin contributed 10 tackles and a sack for the Cowboys.



Graham Goering hauled in a 21-yard pass from Mark Gronowski in the third quarter for the first South Dakota State touchdown of the 2024 season.

SCORE BY QUARTERS	1	2	3	4	FINAL
South Dakota State (0-1)	0	6	7	7	20
Oklahoma State (1-0)	10	7	21	6	44

SCORING SUMMARY

1st	8:15	OSU	— Logan Ward 42 yd field goal
1st	2:03	OSU	— Brennan Presley 6 yd pass from Alan Bowman (Ward kick)
2nd	12:15	SDSU	— Hunter Dustman 31 yd field goal
2nd	8:35	OSU	— Ollie Gordon 12 yd run (Ward kick)
2nd	3:52	SDSU	— Dustman 48 yd field goal
3rd	10:46	OSU	— Gordon 22 yd run (Ward kick)
3rd	9:10	SDSU	— Graham Goering 21 yd pass from Mark Gronowski (Dustman kick)
3rd	6:29	OSU	— Rashod Owens 58 yd pass from Bowman (Ward kick)
3rd	2:29	OSU	— Gordon 1 yd run (Ward kick)
4th	13:50	OSU	— Ward 52 yd field goal
4th	12:10	OSU	— Griffin Wilde 60 yd pass from Gronowski (Dustman kick)
4th	1:10	OSU	— Ward 25 yd field goal

TEAM STATISTICS	SDSU	OSU
FIRST DOWNS	17	23
RUSHES-YARDS (NET)	28-124	39-149
PASSING YDS (NET)	264	245
Passes Att-Comp-Int	37-20-1	33-24-0
TOTAL OFFENSE PLAYS-YARDS	65-388	72-394
Punt Returns-Yards	0-0	2-0
Kickoff Returns-Yards	4-78	3-55
Interception Returns-Yards	0-0	1-3
Punts (Number-Avg)	3-48.0	4-54.8
Fumbles-Lost	1-0	0-0
Penalties-Yards	5-42	1-10
Possession Time	30:47	29:13
Third-Down Conversions	3 of 13	5 of 14
Fourth-Down Conversions	0 of 4	2 of 2
Red-Zone Scores-Chances	1-1	4-4
Sacks By: Number-Yards	0-0	2-13

RUSHING LEADERS: SDSU - Amar Johnson 9-73; Angel Johnson 6-27; Mark Gronowski 10-17; Kirby Vorhees 2-7; Chase Mason 1-0. OSU - Ollie Gordon 28-126; Alan Bowman 2-8; Trent Howland 3-7; Sesi Vailahi 5-4; Brennan Presley 1-4. **PASSING LEADERS:** SDSU - Mark Gronowski 20-36-1 264; Hunter Dustman 0-1-0 0. OSU - Alan Bowman 24-33-0 245. **RECEIVING LEADERS:** SDSU - Griffin Wilde 7-150; Graham Goering 4-69; Amar Johnson 2-17; Greyton Gannon 2-17; Davin Stoffel 2-7; Angel Johnson 2-(-6); Kentrell Prejean 1-10. OSU - Brennan Presley 7-35; De'Zhaun Stribling 6-83; Rashod Owens 3-81; Ollie Gordon 3-20; Sesi Vailahi 2-14; Gavin Freeman 2-10; Trent Howland 1-2. **INTERCEPTIONS:** SDSU - none. OSU - Korie Black 1-3. **SACKS:** SDSU - none. OSU - Nick Martin 1-0-9; Collin Oliver 1-0-4. **TACKLE LEADERS (UA-A-TOT):** SDSU - Adam Bock 6-6-12; Caleb Franci 3-5-8; Dalys Beatum 3-4-7; Colby Humphrey 6-0-6; Matthew Durrance 1-5-6; Daeton Mcgaughy 3-2-5. OSU - Trey Rucker 9-6-15; Nick Martin 7-3-10; Kendal Daniels 3-0-3; Cam Smith 2-1-3; Cameron Epps 2-1-3; Jeff Roberson 2-1-3; Kale Smith 1-2-3; Collin Clay 1-2-3; Iman Oates 0-3-3.

#1/1 SDSU 45, #11/12 INCARNATE WORD 24

Sept. 7, 2024 • Dana J. Dykhouse Stadium (Att.: 19,321)

South Dakota State scored touchdowns on its first four drives of the second half to pull away from Incarnate Word for a 45-24 victory Sept. 7 in a battle between ranked teams that was played before a crowd of 19,321 at Dana J. Dykhouse Stadium.

The top-ranked and two-time defending Football Championship Subdivision champion Jackrabbits rebounded from a season-opening loss at Oklahoma State to improve to 1-1 on the young season. UIW, ranked 11th this week by the FCS coaches and 12th in the Stats Perform media poll, dropped to 1-1.

After the Cardinals tied the game at 17-all on a 69-yard pass from Zach Calzada to Jalen Walthall less than two minutes into the second half, the SDSU offense began to take control. An 11-play, 69-yard drive included three third-down conversions, the last of which was an 11-yard pass from Mark Gronowski to Griffin Wilde that resulted in a touchdown.

The Jackrabbit defense responded on the ensuing UIW possession with a three-and-out that led to the only punt of the night by either squad. After taking over at the own 28, SDSU needed only three plays to extend its lead to 31-17. On the second play of the drive, sophomore tight end Brody Gormley caught a Gronowski pass in stride on the right numbers and rolled 61 yards to the UIW 6. Amar Johnson found the end zone on the next play for his first touchdown of the season.

UIW continued to make big plays in the passing game, closing the gap to 31-24 when Calzada dropped a pass deep in the right corner of the end zone into the arms of Roy Alexander for a 35-yard touchdown with 14 minutes and 22 seconds to play in the game.

SDSU used a mix of runs and short passes to march right back down the field. Wilde caught passes of 5 and 12 yards while Johnson picked up 27 yards between the ground and through the air, including the final three yards for his second rushing touchdown of the night.

The Jackrabbits put the game out of reach moments later by forcing their first turnover of the season and cashing in with their final touchdown of the game. Dalys Beenum punched the ball away from a Cardinal receiver and Matthew Durrance came up with the fumble recovery and return to the UIW 42. Four plays later, Gronowski tossed his fourth touchdown pass of the game — and his second to Wilde — deep over the middle from 25 yards out.

A sophomore from Sioux Falls, Wilde established a new career high for receptions for the second week in a row, hauling in a game-high 10 catches for 106 yards.

Wilde's counterpart at wide receiver, Graham Goering, gave the Jackrabbits a 17-10 lead heading into halftime with a 22-yard touchdown catch in the left corner of the end zone to close out an eight-play, 77-yard drive.

However, SDSU missed on a couple other scoring opportunities in the first half, missing a 37-yard field goal attempt on the opening drive of the game and having another drive approaching the red zone later in the half end on an interception.

Hunter Dustman tied the game at 3-all with a 30-yard field goal on the first snap of the second quarter and moments after the Jackrabbit defense turned over UIW on downs, Gronowski hooked up with tight end Greyton Gannon on a deep ball for a 41-yard score.

Gronowski ended the night 21-for-32 passing for 285 yards and four touchdowns while connecting with seven different receivers. Johnson, who tied a career high with two touchdowns, tallied a game-high 112 yards on 19 carries.

Overall, SDSU held a 515-419 advantage in total offense. The Jackrabbits were successful on 10-of-13 third-down attempts while racking up 35:17 in possession time.

Calzada completed 31-of-39 pass attempts for 351 yards and also led the



Amar Johnson rushed for a pair of second-half touchdowns and ended the game with 112 yards on 19 carries.

Cardinals in rushing with 43 yards on seven carries. Alexander recorded nine catches for 128 yards, with Walthall, who also scored UIW's first touchdown on a 5-yard pass play, posting seven catches for 137 yards.

Adam Bock paced the SDSU defense with nine tackles, including three behind the line of scrimmage. Durrance notched a career-high eight tackles, including seven solo stops, while Darius Sanders led UIW with nine tackles.

SCORE BY QUARTERS	1	2	3	4	FINAL
Incarnate Word (1-1)	3	7	7	7	24
South Dakota State	10	7	21	6	44

SCORING SUMMARY

1st	6:06	UIW	—	Brack Peacock 37 yd field goal
2nd	14:57	SDSU	—	Hunter Dustman 30 yd field goal
2nd	11:11	SDSU	—	Greyton Gannon 41 yd pass from Mark Gronowski (Dustman kick)
2nd	6:51	UIW	—	Jalen Walthall 5 yd pass from Zach Calzada (Peacock kick)
2nd	3:32	SDSU	—	Graham Goering 22 yd pass from Gronowski (Dustman kick)
3rd	13:11	UIW	—	Walthall 69 yd pass from Calzada (Peacock kick)
3rd	7:13	SDSU	—	Griffin Wilde 11 yd pass from Gronowski (Dustman kick)
3rd	3:58	SDSU	—	Amar Johnson 6 yd run (Dustman kick)
4th	14:22	UIW	—	Roy Alexander 35 yd pass from Calzada (Peacock kick)
4th	10:34	SDSU	—	Johnson 3 yd run (Dustman kick)
4th	7:47	SDSU	—	Wilde 25 yd pass from Gronowski (Dustman kick)

TEAM STATISTICS

	UIW	SDSU
FIRST DOWNS	20	31
RUSHES-YARDS (NET)	20-68	42-230
PASSING YDS (NET)	351	285
Passes Att-Comp-Int	39-31-0	32-21-1
TOTAL OFFENSE PLAYS-YARDS	59-419	74-515
Punt Returns-Yards	0-0	0-0
Kickoff Returns-Yards	4-65	5-52
Interception Returns-Yards	1-0	0-0
Punts (Number-Avg)	1-39.0	0-0.0
Fumbles-Lost	1-1	1-0
Penalties-Yards	9-100	6-71
Possession Time	24:43	35:17
Third-Down Conversions	6 of 11	10 of 13
Fourth-Down Conversions	0 of 3	0 of 0
Red-Zone Scores-Chances	2-2	4-6
Sacks By: Number-Yards	0-0	1-1

RUSHING LEADERS: UIW - Zach Calzada 7-43; Dekalon Taylor 8-14; Isaiah Robinson 5-11. SDSU - Amar Johnson 19-112; Angel Johnson 6-42; Chase Mason 4-30; Kirby Vorhees 5-27; Mark Gronowski 3-9; Brenden Begeman 2-7; Graham Goering 1-6. **PASSING LEADERS:** UIW - Zach Calzada 31-39-0 351. SDSU - Mark Gronowski 21-32-1 285. **RECEIVING LEADERS:** UIW - Roy Alexander 9-128; Jalen Walthall 7-137; Dekalon Taylor 4-29; Isaiah Robinson 3-21. SDSU - Griffin Wilde 10-106; Graham Goering 3-50; Amar Johnson 3-16; Greyton Gannon 2-47; Brody Gormley 1-61; Kentrell Prejean 1-6; Chase Mason 1-(-1). **INTERCEPTIONS:** UIW - none. SDSU - none. **SACKS:** UIW - none. SDSU - Zac Wilson 1.0-1. **TACKLE LEADERS (UA-A-TOT):** UIW - Darius Sanders 7-2-9; Mason Chambers 6-1-7; Ronald Wilson 4-1-5; Kendrick Stone 4-1-5. SDSU - Adam Bock 5-4-9; Matthew Durrance 7-1-8; Caleb Franci 4-3-7; Graham Spalding 4-1-5; Dalys Beenum 4-1-5.

#1/1 [FCS] SDSU 24, #14/18 [D-II] AUGUSTANA 3

Sept. 14, 2024 • Dana J. Dykhouse Stadium (Att.: 19,376)

South Dakota State running back Amar Johnson topped the 100-yard mark for the second game in a row and the Jackrabbit defense held Augustana out of the end zone in a 24-3 Beef Bowl victory before a crowd of 19,376 Saturday night at Dana J. Dykhouse Stadium.

SDSU, the top-ranked team in the Football Championship Subdivision, improved to 2-1 overall. Augustana, ranked 14th in the NCAA Division II coaches' poll, dropped to 1-1 on the season.

The Vikings capitalized on a turnover on the opening kickoff to put the first points on the board. Jake Detert jarred the ball loose from Jackrabbit kick returner Kolten Tilford and Kael Ryan recovered the fumble at the SDSU 11. The Jackrabbit defense held firm, however, as Augustana settled for a 32-yard field goal by Jake Pecina two minutes into the contest.

SDSU responded on its first offensive drive, putting together a six-play, 60-yard touchdown drive, starting when Johnson picked up first downs on the first two Jackrabbit plays from scrimmage, a 12-yard pass and a 13-yard run. One play after SDSU picked up a crucial first down via defensive holding on a third-down play, quarterback Mark Gronowski rolled around left end and scored from 9 yards out.

The Jackrabbits extended their lead to 17-3 with a pair of scores in the second quarter. Once again, Johnson was at the center of the first scoring drive of the quarter, accounting for all 55 yards of the four-play march. A senior from O'Fallon, Missouri, strung together runs of 16, 26 and 12 yards to put SDSU on the doorstep. He then took a direct snap and plunged in from a yard out.

After turning Augustana over on downs for the second time in as many drives, the Jackrabbits added a 39-yard field goal by Hunter Dustman in the closing seconds of the first half.

SDSU took advantage of a short field after a shanked punt to score what would be the final points of the night midway through the third quarter as Gronowski scored his second touchdown of the night on a 1-yard run.

Mistakes prevented the Jackrabbits from adding to their lead down the stretch as SDSU uncharacteristically turned the ball over three times in the game and committed nine penalties for 110 yards. Augustana was flagged seven times for 40 yards.

The Jacks did finish with a 374-171 advantage in total offense, including a 233-24 margin in rushing yards. Johnson matched his career high with 126 yards on 17 carries, while freshman running back Maxwell Woods gained 61 yards on six carries, including a 44-yard run on his second carry of the night, in his collegiate debut.

Gronowski completed 19-of-27 passes for 141 yards, but was intercepted two times. Griffin Wilde was the top target with six catches for 47 yards, while Johnson (14 yards) and Kentrell Prejean (20 yards) each tallied three receptions.

Evan Bearth came off the bench to pace the Augustana offense by completing 8-of-17 passes for 92 yards, while starter Thomas Scholten was 12-of-18 passing for 55 yards and an interception. Isaiah Huber hauled in five catches for 53 yards, with former Jackrabbit Canyon Bauer adding five receptions for 37 yards. Rashad Lampkin led the Augie ground game with 26 yards on six carries.

Defensively, the Jackrabbits were led by Kobe Clayborne with five tackles, including a tackle for loss. Fellow defensive end Dawson Ripperda registered 1.5 sacks and was one of five SDSU players with four stops.

Augustana's Logan Leonard led all players with 10 tackles and added an interception. Peyton Buckley notched eight tackles and had the other Viking interception.



The South Dakota State defense kept Augustana out of the end zone in a 24-3 Beef Bowl victory Sept. 14 at Dana J. Dykhouse Stadium.

SCORE BY QUARTERS	1	2	3	4	FINAL
Augustana (1-1)	3	0	0	0	3
South Dakota State (2-1)	7	10	7	0	24

SCORING SUMMARY

1st	13:04	AU	-	Jake Pecina 32 yd field goal
1st	9:59	SDSU	-	Mark Gronowski 9 yd run (Hunter Dustman kick)
2nd	12:39	SDSU	-	Amar Johnson 1 yd run (Dustman kick)
2nd	00:44	SDSU	-	Dustman 39 yd field goal
3rd	7:20	SDSU	-	Gronowski 1 yd run (Dustman kick)

TEAM STATISTICS	AU	SDSU
FIRST DOWNS	12	223
RUSHES-YARDS (NET)	21-24	36-233
PASSING YDS (NET)	147	141
Passes Att-Comp-Int	36-20-1	27-19-2
TOTAL OFFENSE PLAYS-YARDS	57-171	63-374
Punt Returns-Yards	0-0	1-2
Kickoff Returns-Yards	0-0	2-7
Interception Returns-Yards	2-39	1-0
Punts (Number-Avg)	6-37.0	4-45.5
Fumbles-Lost	0-0	1-1
Penalties-Yards	7-40	9-110
Possession Time	28:16	31:44
Third-Down Conversions	3 of 15	3 of 10
Fourth-Down Conversions	0 of 3	0 of 1
Red-Zone Scores-Chances	1-3	3-4
Sacks By: Number-Yards	0-0	3-29

RUSHING LEADERS: AU - Rashad Lampkin 6-26; Max Grand 4-11; Jarod Epperson 6-10; Thomas Scholten 3-1. **SDSU** - Amar Johnson 17-126; Maxwell Woods 6-61; Mark Gronowski 6-28; Kirby Vorhees 5-21. **PASSING LEADERS:** AU - Thomas Scholten 12-18-1 55; Evan Bearth 8-17-0 92. **SDSU** - Mark Gronowski 19-27-2 141. **RECEIVING LEADERS:** AU - Isaiah Huber 5-53; Canyon Bauer 5-37; Jarod Epperson 4-21; Max Minor 2-26; Matt Francis 1-8; Austin Johnston 1-6; Sam Scholten 1-1. **SDSU** - Griffin Wilde 6-47; Kentrell Prejean 3-20; Amar Johnson 3-14; Graham Goering 2-25; Maxwell Woods 2-9; Greyton Gannon 1-12; Elijah Ervin 1-8; Kevin Brenner 1-6. **INTERCEPTIONS:** AU - Peyton Buckley 1-39; Logan Leonard 1-0. **SDSU** - Colby Humphrey 1-0. **SACKS:** AU - none. **SDSU** - Dawson Ripperda 1.5-16; Aaron Wolfcale-Holsten 1.0-11; Logan Green 0.5-2. **TACKLE LEADERS (UA-A-TOT):** AU - Logan Leonard 7-3-10; Peyton Buckley 5-3-8; Haden Wallace 6-1-7; T.J. Murray 5-0-5; Kade Lynott 2-2-4; Will Davis 2-2-4. **SDSU** - Kobe Clayborne 4-1-5; Dalys Beanum 3-1-4; Graham Spalding 2-2-4; Adam Bock 2-2-4; Colby Huerter 2-2-4; Dawson Ripperda 2-2-4.

ACTIVE CAREER LEADERS

PASSING

Completions

Mark Gronowski	609
Chase Mason	16
Jon Bell	1

Passing Yards

Mark Gronowski	8,280
Chase Mason	267
Jon Bell	6

Passing Touchdowns

Mark Gronowski	76
Chase Mason	1

RUSHING

Rushing Attempts

Amar Johnson	389
Mark Gronowski	306
Angel Johnson	88
Chase Mason	21
Kirby Vorhees	17
Maxwell Woods	6
Jon Bell	3
Brenden Begeman	2
Issac Krael	2
Graham Goering	1

Rushing Yards

Amar Johnson	2,283
Mark Gronowski	1,441
Angel Johnson	615
Chase Mason	214
Kirby Vorhees	72
Maxwell Woods	61
Isaac Krael	11
Brenden Begeman	7
Jon Bell	6
Graham Goering	6

Rushing Touchdowns

Mark Gronowski	29
Amar Johnson	17
Angel Johnson	6
Chase Mason	2

RECEIVING

Receptions

Griffin Wilde	43
Amar Johnson	35
Graham Goering	22
Angel Johnson	10
Devon Cole Jr.	8
Greyton Gannon	6
Kentrell Prejean	6
Kevin Brenner	3
Mark Gronowski	3
Davin Stoffel	2
Maxwell Woods	2
Elijah Ervin	1
Brody Gormley	1
Chase Mason	1
Marcus Preston	1

Receiving Yards

Griffin Wilde	702
Amar Johnson	332
Graham Goering	315
Devon Cole Jr.	97
Greyton Gannon	87
Brody Gormley	61
Angel Johnson	56
Mark Gronowski	42
Kentrell Prejean	36
Kevin Brenner	24
Marcus Preston	20
Elijah Ervin	8
Davin Stoffel	7
Chase Mason	-1

Receiving Touchdowns

Griffin Wilde	9
Graham Goering	2
Kevin Brenner	1
Greyton Gannon	1
Mark Gronowski	1
Amar Johnson	1

DEFENSE

Total Tackles

Adam Bock	369
Cale Reeder	169
Graham Spalding	155
Dalys Beenum	102
Colby Huerter	92
Tucker Large	81
Caleb Franci	73
Daeton Mcgaughy	69
Matthew Durrance	52
Steven Arrell	50
Jarod DePriest	49
Aydan Dautermann	26
Max Baloun	23
Jalen B. Lee	23
Aaron Kusler	21
Dontay Johnson	17
Myles Taylor	17
Zac Wilson	17
Aaron Wolfcale-Holsten	15
Cullen McShane	14
Colby Humphrey	11
Kobe Clayborne	10
Levi Vanden Bos	10
Randy Keumogne	8
Bryce Hawthorne	7
Logan Green	6
Blake Peterson	6
Dawson Ripperda	6
Joe Ollman	5
Chase Van Tol	5
Noah Thompson	4
Bryce Johnson	3
Reis Kirschenman	3
Kolten Tilford	3
Cody Cotton	2
Abe Hoskins III	2

Tackles For Loss

Adam Bock	28.0
Graham Spalding	10.0
Colby Huerter	8.0
Jarod DePriest	6.5
Cale Reeder	6.5
Max Baloun	6.0
Zac Wilson	5.0
Caleb Franci	4.0
Aaron Wolfcale-Holsten	4.0
Dalys Beenum	3.5
Steven Arrell	3.0
Levi Vanden Bos	3.0
Randy Keumogne	2.0
Daeton Mcgaughy	2.0
Blake Peterson	2.0
Dontay Johnson	1.5
Reis Kirschenman	1.5
Dawson Ripperda	1.5
Kobe Clayborne	1.0
Logan Green	1.0
Bryce Hawthorne	1.0
Tucker Large	1.0
Aydan Dauterman	0.5
Aaron Kusler	0.5

Sacks

Adam Bock	10.5
Jarod DePriest	6.0
Zac Wilson	4.0

Aaron Wolfcale-Holsten	3.0
Max Baloun	2.0
Randy Keumogne	1.5
Dawson Ripperda	1.5
Colby Huerter	1.0
Cale Reeder	1.0
Graham Spalding	1.0
Levi Vanden Bos	1.0
Logan Green	0.5
Aaron Kusler	0.5

Interceptions

Dalys Beenum	11
Tucker Large	4
Cale Reeder	4
Colby Huerter	3
Daeton Mcgaughy	3
Graham Spalding	3
Adam Bock	2
Steven Arrell	1
Aydan Dautermann	1
Matthew Durrance	1
Caleb Franci	1
Colby Humphrey	1
Kolten Tilford	1

Interception Return Touchdowns

Dalys Beenum	2
Adam Bock	1
Colby Huerter	1
Tucker Large	1

Pass Breakups

Dalys Beenum	18
Tucker Large	11
Cale Reeder	8
Steven Arrell	6
Adam Bock	6
Graham Spalding	5
Aydan Dautermann	4
Caleb Franci	3
Colby Huerter	3
Myles Taylor	3
Jarod DePriest	2
Colby Humphrey	2
Dontay Johnson	2
Daeton Mcgaughy	2
Max Baloun	1
Jalen B. Lee	1
Cullen McShane	1

Forced Fumbles

Adam Bock	5
Steven Arrell	3
Dalys Beenum	2
Logan Green	1
Cullen McShane	1
Cale Reeder	1
Graham Spalding	1

Fumble Recoveries

Caleb Franci	3
Steven Arrell	2
Matthew Durrance	2
Dalys Beenum	1
Adam Bock	1
Daeton Mcgaughy	1
Graham Spalding	1

Fumble Recoveries/Returns for TDs

Matthew Durrance	1
Dontay Johnson	2

Blocked Kicks

Jarod DePriest	2
Dalys Beenum	1
Adam Bock	1
Matthew Durrance	1

RETURNS

Punt Returns

Tucker Large	21
Dalys Beenum	4
Devon Cole Jr.	2
Matthew Durrance	2
Kevin Brenner	1

Punt Return Yards

Tucker Large	396
Matthew Durrance	55
Devon Cole Jr.	26
Dalys Beenum	13

Punt Return Touchdowns

Matthew Durrance	1
Tucker Large	1

Kickoff Returns

Amar Johnson	19
Angel Johnson	7
Kevin Brenner	2
Graham Goering	2
Kirby Vorhees	2
David Alpers	1
Kolten Tilford	1
Maxwell Woods	1

Kickoff Return Yards

Amar Johnson	401
Angel Johnson	137
Kevin Brenner	33
Graham Goering	26
Maxwell Woods	19
Kirby Vorhees	8
David Alpers	6
Kolten Tilford	-12

SCORING

Total Points

Hunter Dustman	263
Mark Gronowski	182
Amar Johnson	108
Griffin Wilde	54
Angel Johnson	36
Dalys Beenum	12
Matthew Durrance	12
Graham Goering	12
Tucker Large	12
Chase Mason	12
Adam Bock	8
Kevin Brenner	6
Greyton Gannon	6
Colby Huerter	6
Gus Miller	6

Total Touchdowns

Mark Gronowski	30
Amar Johnson	18
Griffin Wilde	9
Angel Johnson	6
Dalys Beenum	2
Matthew Durrance	2
Graham Goering	2
Tucker Large	2
Chase Mason	2
Adam Bock	1
Kevin Brenner	1
Greyton Gannon	1
Colby Huerter	1
Gus Miller	1

Field Goals

Hunter Dustman	41
----------------	----

Extra Points

Hunter Dustman	140
----------------	-----

2-Point Conversions

Mark Gronowski	1
----------------	---

Defensive Extra Points

Adam Bock	1
-----------	---

QUARTERBACKS



5-JON BELL

6-3, 195, Jr.

Naperville, Illinois • Naperville North H.S.

SINGLE-GAME CAREER HIGHS

Completions: 1, vs. Western Oregon, 8-31-2023
 Passing Attempts: 4, vs. Western Oregon, 8-31-2023
 Passing Yards: 6, vs. Western Oregon, 8-31-2023
 Long Pass: 6 yards, to Angel Johnson, vs. Western Oregon, 8-31-2023
 Touchdown Passes: N/A
 Interceptions: N/A
 Rushing Attempts: 2, vs. Western Oregon, 8-31-2023
 Rushing Yards: 13, vs. Western Oregon, 8-31-2023
 Long Rush: 11 yards, vs. Western Oregon, 8-31-2023
 Rushing TDs: N/A



11-MARK GRONOWSKI

6-3, 230, Sr.

Naperville, Illinois • Neuqua Valley H.S.

SINGLE-GAME CAREER HIGHS

Completions: 22, at Missouri State, 9-24-2022, and vs. Indiana State, 10-29-2022
 Passing Attempts: 36, at Oklahoma State, 8-31-2024
 Passing Yards: 323, vs. Missouri State, 11-18-2023
 Long Pass: 76 yards (for TD) to Jaxon Janke, at North Dakota, 2-27-2021
 Touchdown Passes: 5, vs. Drake, 9-16-2023
 Interceptions: 2, three times (last: vs. Augustana, 9-14-2024)
 Rushing Attempts: 16, at North Dakota State, 4-17-2021
 Rushing Yards: 142, vs. Southern Illinois, 5-2-2021
 Long Rush: 80 yards (for TD), vs. Western Illinois, 3-6-2021
 Rushing Touchdowns: 2, five times (last: vs. Augustana, 9-14-24)
 Receptions: 1, three times (last: at Illinois State, 10-7-2023)
 Receiving Yards: 24, vs. Delaware, 5-8-2021
 Long Reception: 24 yards (for TD), vs. Delaware, 5-8-2021
 Receiving Touchdowns: 1, vs. Delaware, 5-8-2021



7-CHASE MASON

6-4, 230, Jr.


Hurley, South Dakota • Viborg-Hurley H.S./Nebraska

SINGLE-GAME CAREER HIGHS

Completions: 5, vs. Western Oregon, 8-31-2023
 Passing Attempts: 9, vs. Western Oregon, 8-31-2023
 Passing Yards: 71, vs. UAlbany, 12-15-2023
 Long Pass: 71 yards (for TD), to Griffin Wilde, vs. UAlbany, 12-15-2023
 Touchdown Passes: 1, vs. UAlbany, 12-15-2023
 Interceptions: N/A
 Rushing Attempts: 4, vs. Incarnate Word, 9-7-2024
 Rushing Yards: 69, vs. Drake, 9-16-2023
 Long Rush: 69 yards (for TD), vs. Drake, 9-16-2023
 Rushing Touchdowns: 1, vs. Western Oregon, 8-31-2023, and vs. Drake, 9-16-2023

Note: 1 reception for minus-1 yard versus Incarnate Word, 9-7-2024

RUNNING BACKS



24-BRENDEN BEGEMAN

6-2, 220, R-Fr.

Selby, South Dakota • Selby Area H.S.

SINGLE-GAME CAREER HIGHS

Rushing Attempts: 2, vs. Incarnate Word, 9-7-2024
 Rushing Yards: 7, vs. Incarnate Word, 9-7-2024
 Long Rush: 7 yards, vs. Incarnate Word, 9-7-2024
 Rushing Touchdowns: N/A




3-AMAR JOHNSON

5-10, 205, Sr.

O'Fallon, Missouri • Chaminade College Prep

SINGLE-GAME CAREER HIGHS

Rushing Attempts: 19, vs. Incarnate Word, 9-7-2024
 Rushing Yards: 126, vs. North Dakota State, 1-8-2023, and vs. Augustana, 9-14-2024
 Long Rush: 55 yards, vs. North Dakota State, 1-8-2023
 Rushing Touchdowns: 2, at South Dakota, 10-28-2023, and vs. Incarnate Word, 9-7-2024
 Receptions: 3, three times (last: vs. Augustana, 9-14-2024)
 Receiving Yards: 34, at Indiana State, 9-25-2021
 Long Reception: 34 yards, at Indiana State, 9-25-2021
 Receiving Touchdowns: 1, vs. Montana State, 12-17-2022
 Total Touchdowns: 2, three times (last: vs. Incarnate Word, 9-7-2024)
 Kickoff Returns: 3, vs. Missouri State, 11-18-2023
 Kickoff Return Yards: 73, vs. Drake, 9-16-2023
 Long Kickoff Return: 51 yards, vs. Drake, 9-16-2023
 All-Purpose Yards: 142, vs. Drake, 9-16-2023



21-ANGEL JOHNSON

5-9, 195, Jr.

Viborg, South Dakota • Viborg-Hurley H.S.

SINGLE-GAME CAREER HIGHS

Rushing Attempts: 10, vs. Western Oregon, 8-31-2023
 Rushing Yards: 90, vs. Drake, 9-16-2023
 Long Rush: 80 yards (for TD), vs. Mercer, 12-2-2023
 Rushing Touchdowns: 2, vs. Drake, 9-16-2023
 Receptions: 2, at Oklahoma State, 8-31-2024
 Receiving Yards: 23, vs. Missouri State, 11-18-2023
 Long Reception: 23 yards, vs. Missouri State, 11-18-2023
 Kickoff Returns: 4, at Oklahoma State, 8-31-2024
 Kickoff Return Yards: 78, at Oklahoma State, 8-31-2024
 Long Kick Return: 24 yards, at Oklahoma State, 8-31-2024



39-ISAAC KRACL

5-11, 175, So.

Crete, Nebraska • Crete H.S.

SINGLE-GAME CAREER HIGHS

Rushing Attempts: 2, vs. Western Oregon, 8-31-2023
 Rushing Yards: 11, vs. Western Oregon, 8-31-2023
 Long Rush: 10 yards, vs. Western Oregon, 8-31-2023
 Rushing Touchdowns: N/A

RUNNING BACKS (cont.)



20-KIRBY VORHEES

5-11, 205, R-Fr.

Lutz, Florida • Steinbrenner H.S.

SINGLE-GAME CAREER HIGHS

Rushing Attempts: 5, vs. Incarnate Word, 9-7-2024

Rushing Yards: 27, vs. Incarnate Word, 9-7-2024

Long Rush: 11 yards, vs. Incarnate Word, 9-7-2024

Kickoff Returns: 2, vs. Incarnate Word, 9-7-2024

Long Kickoff Return: 5 yards, vs. Incarnate Word, 9-7-2024

All-Purpose Yards: 32, vs. Incarnate Word, 9-7-2024



12-GRAHM GOERING

6-2, 200, Jr.

Iowa City, Iowa • Iowa City West H.S.

SINGLE-GAME CAREER HIGHS

Receptions: 4, at Oklahoma State, 8-31-2024

Receiving Yards: 69, at Oklahoma State, 8-31-2024

Long Reception: 40 yards, vs. Montana State, 9-9-2023

Receiving Touchdowns: 1, at Oklahoma State, 8-31-2024, and vs. Incarnate Word, 9-7-2024

Kickoff Returns: 1, vs. Western Oregon, 8-31-2023, and vs. Villanova, 12-9-2023

Long Kickoff Return: 30 yards, vs. Western Oregon, 8-31-2023



34-MAXWELL WOODS

5-10, 185, Fr.

Carver, Minnesota • Chanhassen H.S.

SINGLE-GAME CAREER HIGHS

Rushing Attempts: 6, vs. Augustana, 9-14-2024

Rushing Yards: 61, vs. Augustana, 9-14-2024

Long Rush: 44 yards, vs. Augustana, 9-14-2024

Receptions: 2, vs. Augustana, 9-14-2024

Receiving Yards: 9, vs. Augustana, 9-14-2024

Long Reception: 9 yards, vs. Augustana, 9-14-2024

Kickoff Returns: 1, vs. Augustana, 9-14-2024

Kickoff Return Yards: 19, vs. Augustana, 9-14-2024

Long Kickoff Return: 19 yards, vs. Augustana, 9-14-2024

All-Purpose Yards: 89, vs. Augustana, 9-14-2024



4-KENTRELL PREJEAN

5-8, 160, R-Fr.

Lafayette, Louisiana • Tuerlings Catholic H.S.

SINGLE-GAME CAREER HIGHS

Receptions: 3, vs. Augustana, 9-14-2024

Receiving Yards: 20, vs. Augustana, 9-14-2024

Long Reception: 14 yards, vs. Augustana, 9-14-2024

Receiving Touchdowns: N/A



2-MARCUS PRESTON

6-2, 200, Sr.

Lawrence, Kansas • Free State H.S./North Dakota

SINGLE-GAME CAREER HIGHS

Receptions: 1, vs. Drake, 9-16-2023

Receiving Yards: 20, vs. Drake, 9-16-2023

Long Reception: 20 yards, vs. Drake, 9-16-2023



15-DEVON COLE JR.

5-10, 185, Sr.

Clermont, Florida • Lake Minneola H.S.

SINGLE-GAME CAREER HIGHS

Receptions: 2, vs. Western Oregon, 8-31-2023

Receiving Yards: 32, vs. Mercer, 12-2-2023

Long Reception: 32 yards, vs. Mercer, 12-2-2023

Receiving Touchdowns: N/A

Punt Returns: 1, at Youngstown State, 10-30-2021, and vs. Drake, 9-16-2023

Long Punt Return: 24 yards, vs. Drake, 9-16-2023



18-GRIFFIN WILDE

6-2, 200, So.

Sioux Falls, South Dakota • Jefferson H.S.

SINGLE-GAME CAREER HIGHS

Receptions: 10, vs. Incarnate Word, 9-7-2024

Receiving Yards: 150, at Oklahoma State, 8-31-2024

Long Reception: 71 yards (for TD), vs. UAlbany, 12-15-2023

Receiving Touchdowns: 2, vs. Incarnate Word, 9-7-2024

Kickoff Returns: 1, three times (last: vs. Villanova, 12-9-2023)

Long Kick Return: 40 yards, at Youngstown St., 11-11-2023



6-ELIJAH ERVIN

6-1, 195, Jr.

Phoenix, Arizona • Desert Vista H.S./Snow College

SINGLE-GAME CAREER HIGHS

Receptions: 1, vs. Augustana, 9-14-2024

Receiving Yards: 8, vs. Augustana, 9-14-2024

Long Reception: 8 yards, vs. Augustana, 9-14-2024

Receiving Touchdowns: N/A

CAREER HIGHS

TIGHT ENDS



44-KEVIN BRENNER

6-3, 240, Sr.

Silver Lake, Wisconsin • Wilmot Union H.S.

SINGLE-GAME OFFENSIVE CAREER HIGHS

Receptions: 1, three times (last: vs. Augustana, 9-14-2024)

Receiving Yards: 15, at Youngstown State, 11-11-2023

Long Reception: 15 yards, at Youngstown State, 11-11-2023

Receiving Touchdowns: 1, vs. Drake, 9-16-2023

Long Kickoff Return: 14 yards, vs. UAlbany, 12-15-2023

SINGLE-GAME DEFENSIVE CAREER HIGHS

Solo Tackles: 2, three times (last: vs. Montana, 1-7-2024)

Assisted Tackles: 2, vs. UC Davis, 9-10-2022

Total Tackles: 4, vs. UC Davis, 9-10-2022

Tackles for Loss: 1.0, at Colorado State, 9-3-2021, and vs. Lindenwood, 9-11-2021

Total Points: 15 (4 FG, 3 PAT), vs. North Dakota State, 11-4-2023

SINGLE-GAME PUNTING CAREER HIGHS

Punts: 11, at Iowa, 9-3-2022

Punt Average (Min. 3 Punts): 54.2 yards (on 4 attempts), at Southern Illinois, 10-21-2023

Punts Inside 20: 3, at Sacramento State, 12-4-2021, and vs. South Dakota, 10-8-2022

Long Punt: 62 yards, at Southern Illinois, 10-21-2023

DEFENSIVE ENDS



90-RANDY KEUMOGNE

6-2, 240, Sr.

Oakdale, Minnesota • Tartan H.S.

SINGLE-GAME CAREER HIGHS

Solo Tackles: 1, three times (last: at Oklahoma State, 8-31-2024)

Assisted Tackles: 1, four times (last: vs. UAlbany, 12-15-2023)

Total Tackles: 1, seven times (last: at Oklahoma State, 8-31-2024)

Tackles for Loss: 1.0, at North Dakota State, 4-17-2021

Sacks: 1.0, at North Dakota State, 4-17-2021



88-GREYTON GANNON

6-4, 235, So.

Eagle, Wisconsin • Mukwonago H.S.

SINGLE-GAME CAREER HIGHS

Receptions: 2, at Oklahoma State, 8-31-2024, and vs. Incarnate Word, 9-7-2024

Receiving Yards: 47, vs. Incarnate Word, 9-7-2024

Long Reception: 41 yards (for TD), vs. Incarnate Word, 9-7-2024

Receiving Touchdowns: 1, vs. Incarnate Word, 9-7-2024



97-REIS KIRSCHENMAN

6-4, 245, R-Fr.

Tea, South Dakota • Tea Area H.S.


SINGLE-GAME CAREER HIGHS

Solo Tackles: 1, vs. Augustana, 9-14-2024

Assisted Tackles: 1, at Oklahoma State, 8-31-2024, and vs. Augustana, 9-14-2024

Total Tackles: 2, vs. Augustana, 9-14-2024

Tackles for Loss: 1.0, vs. Augustana, 9-14-2024



88-BRODY GORMLEY

6-7, 245, So.

Wichita, Kansas • Seaman H.S.

SINGLE-GAME CAREER HIGHS

Receptions: 1, vs. Incarnate Word, 9-7-2024

Receiving Yards: 61, vs. Incarnate Word, 9-7-2024

Long Reception: 41 yards, vs. Incarnate Word, 9-7-2024

Receiving Touchdowns: N/A



8-BLAKE PETERSON

6-4, 255, Grad.

Beresford, South Dakota • Beresford H.S./Iowa State

SINGLE-GAME CAREER HIGHS

Solo Tackles: 2, vs. Western Oregon, 8-31-2023

Assisted Tackles: 1, three times (last: vs. Northern Iowa, 10-14-2023)

Total Tackles: 3, vs. Western Oregon, 8-31-2023

Tackles for Loss: 1.0, vs. Northern Iowa, 10-14-2023



87-DAVIN STOFFEL

6-6, 250, R-Fr.

Mosinee, Wisconsin • Mosinee H.S.

SINGLE-GAME CAREER HIGHS

Receptions: 2, at Oklahoma State, 8-31-2024

Receiving Yards: 7, at Oklahoma State, 8-31-2024

Long Reception: 4 yards, at Oklahoma State, 8-31-2024

Receiving Touchdowns: N/A



99-DAWSON RIPPERDA

6-4, 245, So.

Larchwood, Iowa • West Lyon H.S./Northern Illinois

SINGLE-GAME CAREER HIGHS

Solo Tackles: 2, vs. Augustana, 9-14-2024


Assisted Tackles: 2, vs. Augustana, 9-14-2024

Total Tackles: 4, vs. Augustana, 9-14-2024

Tackles for Loss: 1.5, vs. Augustana, 9-14-2024

Sacks: 1.5, vs. Augustana, 9-14-2024

SPECIALISTS



10-HUNTER DUSTMAN

6-4, 225, Sr.

East Bethel, Minnesota • St. Francis H.S.

SINGLE-GAME PLACEKICKING CAREER HIGHS

Field Goals Made: 4, vs. North Dakota State, 11-4-2023

Field Goals Attempted: 4, vs. North Dakota State, 11-4-2023

Long Field Goal: 49 yards, at South Dakota, 10-28-2023

Extra Points Made: 10, vs. Drake, 9-16-2023

Extra Points Attempted: 10, vs. Drake, 9-16-2023

DEFENSIVE ENDS (cont.)



57-LEVI VANDEN BOS

6-3, 250, Jr.

Rock Valley, Iowa • Western Christian H.S.

SINGLE-GAME CAREER HIGHS

Solo Tackles: 1, six times (last: vs. Augustana, 9-14-2024)

Assisted Tackles: 1, four times (last: at Oklahoma State, 8-31-2024)

Total Tackles: 2, vs. Drake, 9-16-2023, and at South Dakota, 10-28-2023

Tackles for Loss: 1.0, three times (last: at South Dakota, 10-28-2023)

Sacks: 1.0, vs. Dixie State, 10-2-2021



52-JAROD DePRIEST

6-5, 285, Sr.

Trivoli, Illinois • Farmington Central H.S.

SINGLE-GAME CAREER HIGHS

Solo Tackles: 2, three times (last: vs. Montana, 1-7-2024)

Assisted Tackles: 3, three times (last: vs. North Dakota State, 11-4-2023)

Total Tackles: 5, vs. North Dakota State, 11-4-2023

Tackles for Loss: 1.0, four times (last: at North Dakota, 10-22-2022)

Sacks: 1.0, four times (last: at North Dakota, 10-22-2022)

Blocked Kicks: 1, vs. UC Davis, 9-10-2022, and vs. North Dakota State, 11-4-2023

Pass Breakups: 1, at Youngstown State, 11-11-2023, and vs. Mercer, 12-2-2023



95-ZAC WILSON

6-4, 245, Sr.

Chipley, Florida • Chipley H.S.

SINGLE-GAME CAREER HIGHS

Solo Tackles: 1, six times (last: vs. Incarnate Word, 9-7-2024)

Assisted Tackles: 2, vs. Villanova, 12-9-2023

Total Tackles: 2, three times (last: vs. Villanova, 12-9-2023)

Tackles for Loss: 1.0, three times (last: vs. Mercer, 12-2-2023)

Sacks: 1.0, four times (last: vs. Incarnate Word, 9-7-2024)



51-LOGAN GREEN

6-4, 290, So.

Northboro, Iowa • Clarinda H.S.

SINGLE-GAME CAREER HIGHS

Solo Tackles: 1, three times (last: vs. Incarnate Word, 9-7-2024)

Assisted Tackles: 2, vs. Incarnate Word, 9-7-2024

Total Tackles: 3, vs. Incarnate Word, 9-7-2024

Tackles for Loss: 1.0, vs. Northern Iowa, 10-14-2023

Forced Fumbles: 1, vs. Northern Iowa, 10-14-2023

DEFENSIVE TACKLES



93-MAX BALOUN

6-6, 285, Sr.

Redfield, South Dakota • Redfield H.S.

SINGLE-GAME CAREER HIGHS

Solo Tackles: 2, vs. Montana State, 9-9-2023, and vs. Incarnate Word, 9-7-2024


Assisted Tackles: 2, vs. North Dakota, 9-30-2023, and at Oklahoma State, 8-31-2024

Total Tackles: 3, vs. Montana State, 9-9-2023

Tackles for Loss: 1.0, five times (last: vs. Incarnate Word, 9-7-2024)

Sacks: 1.0, at Iowa, 9-3-2022, and vs. Western Illinois, 10-1-2022

Pass Breakups: 1, vs. Butler, 9-17-2022



96-BRYCE HAWTHORNE

6-3, 285, R-Fr.

Osseo, Minnesota • Osseo H.S.

SINGLE-GAME CAREER HIGHS

Solo Tackles: 2, vs. Western Oregon, 8-31-2023, and vs. Drake, 9-16-2023

Assisted Tackles: 1, three times (last: vs. Incarnate Word, 9-7-2024)

Total Tackles: 3, vs. Drake, 9-16-2023

Tackles for Loss: 1.0, vs. Western Oregon, 8-31-2023



94-KOBE CLAYBORNE

6-0, 275, Jr.

Sioux City, Iowa • Bishop Heelan H.S./

Northwest Missouri State

SINGLE-GAME CAREER HIGHS


Solo Tackles: 4, vs. Augustana, 9-14-2024

Assisted Tackles: 2, at Oklahoma State, 8-31-2024

Total Tackles: 5, vs. Augustana, 9-14-2024

Tackles for Loss: 1.0, vs. Augustana, 9-14-2024

Sacks: N/A



55-AARON WOLFCAL-HOLSTEN

6-2, 285, Jr.

Gilbert, Arizona • Williams Field H.S.

SINGLE-GAME CAREER HIGHS

Solo Tackles: 2, vs. Butler, 9-17-2022

Assisted Tackles: 2, vs. Indiana State, 10-29-2022

Total Tackles: 2, four times (last: at Oklahoma State, 8-31-2024)

Tackles for Loss: 1.0, three times (last: vs. Augustana, 9-14-2024)

Sacks: 1.0, three times (last: vs. Augustana, 9-14-2024)

Fumble Recoveries: 1, vs. Butler, 9-17-2022

LINEBACKERS



32-ADAM BOCK

6-1, 225, Sr.

Solon, Iowa • Solon H.S.

SINGLE-GAME CAREER HIGHS

Solo Tackles: 11, at South Dakota, 11-13-2021
Assisted Tackles: 10, at Indiana State, 9-25-2021
Total Tackles: 17, vs. Southern Illinois, 10-9-2021
Tackles for Loss: 3.0, vs. Incarnate Word, 9-7-2024
Sacks: 2.0, vs. South Dakota, 10-8-2022
Forced Fumbles: 1, three times (last: at Iowa, 9-3-2022)
Fumble Recoveries: 1, at Iowa, 9-3-2022
Interceptions: 1, at Indiana State, 9-25-2021, and vs. UC Davis, 11-27-2021
Long Interception Return: 39 yards (for TD), vs. UC Davis, 11-27-2021
Pass Breakups: 2, at Colorado State, 9-3-2021
Blocked Kicks: 1, at Youngstown State, 10-30-2021
Defensive Extra Points: 1, at Youngstown State, 10-30-2021



9-CALEB FRANCL

6-1, 195, Sr.

Grand Island, Nebraska • Grand Island H.S.

SINGLE-GAME CAREER HIGHS

Solo Tackles: 5, vs. Northern Iowa, 10-23-2021
Assisted Tackles: 5, at Oklahoma State, 8-31-2024
Total Tackles: 8, at Oklahoma State, 8-31-2024
Tackles for Loss: 2.0, vs. Long Island, 9-7-2019
Fumble Recoveries: 1, three times (last: vs. Northern Iowa, 10-14-2023)
Interceptions: 1, at Iowa, 9-3-2022
Pass Breakups: 1, three times (last: vs. Incarnate Word, 9-7-2024)



33-BRYCE JOHNSON

6-3, 215, So.

Parker, Colorado • Lutheran H.S.

SINGLE-GAME CAREER HIGHS

Solo Tackles: 1, vs. North Dakota, 9-30-2023, and vs. UAlbany, 12-15-2023
Assisted Tackles: N/A
Total Tackles: 1, vs. North Dakota, 9-30-2023, and vs. UAlbany, 12-15-2023
Tackles for Loss: N/A



40-AARON KUSLER

6-3, 230, Sr.

Sioux Falls, South Dakota • Roosevelt H.S.

SINGLE-GAME CAREER HIGHS

Solo Tackles: 2, at Indiana State, 9-25-2021, and vs. Western Oregon, 8-31-2023
Assisted Tackles: 3, vs. Mercer, 12-2-2023
Total Tackles: 3, vs. Lindenwood, 9-11-2021, and vs. Mercer, 12-2-2023
Tackles for Loss: 0.5, vs. Mercer, 12-2-2023
Sacks: 0.5, vs. Mercer, 12-2-2023



0-DAETON MCGAUGHY

6-0, 205, Sr.

Elwood, Kansas • Lafayette H.S.

SINGLE-GAME CAREER HIGHS

Solo Tackles: 8, vs. Drake, 9-16-2023
Assisted Tackles: 4, vs. Lindenwood, 9-11-2021
Total Tackles: 9, vs. Drake, 9-16-2023
Tackles for Loss: 1.0, vs. Drake, 9-16-2023, and vs. UAlbany, 12-15-2023
Interceptions: 1, three times (last: vs. UC Davis, 9-10-2022)
Pass Breakups: 1, vs. Western Oregon, 8-31-2023, and vs. Mercer, 12-2-2023
Fumble Recoveries: 1, vs. Western Illinois, 10-1-2022



5-CULLEN MCSHANE

6-2, 230, So.

Marquette, Iowa • MFL MarMac H.S.

SINGLE-GAME CAREER HIGHS

Solo Tackles: 3, vs. Drake, 9-16-2023
Assisted Tackles: 2, three times (last: vs. UAlbany, 12-15-2023)
Total Tackles: 5, vs. Drake, 9-16-2023
Tackles for Loss: N/A
Forced Fumbles: 1, at Illinois State, 10-7-2023



11-JOE OLLMAN

6-1, 225, So.

Mequon, Wisconsin • Homestead H.S.

SINGLE-GAME CAREER HIGHS

Solo Tackles: 1, vs. Western Oregon, 8-31-2023, and at Oklahoma State, 8-31-2024
Assisted Tackles: 1, three times (last: vs. Incarnate Word, 9-7-2024)
Total Tackles: 1, five times (last: vs. Incarnate Word, 9-7-2024)
Tackles for Loss: N/A



29-GRAHAM SPALDING

6-2, 215, Sr.

Oviedo, Florida • Lake Howell H.S.

SINGLE-GAME CAREER HIGHS

Solo Tackles: 4, seven times (last: vs. Incarnate Word, 9-7-2024)
Assisted Tackles: 8, vs. Northern Iowa, 10-23-2021
Total Tackles: 12, vs. Northern Iowa, 10-23-2021
Tackles for Loss: 2.5, vs. Northern Iowa, 10-23-2021
Sacks: 1.0, at Colorado State, 9-3-2021
Forced Fumbles: 1, at Southern Illinois, 3-20-2021
Fumble Recoveries: 1, vs. Indiana State, 10-29-2021
Interceptions: 1, three times (last: vs. North Dakota State, 11-4-2023)
Pass Breakups: 1, five times (last: at Oklahoma State, 8-31-2024)
Blocked Kicks: 1, at Northern Iowa, 2-19-2021

LINEBACKERS (cont.)



28-CHASE VAN TOL

6-1, 200, R-Fr.

Tea, South Dakota • Tea Area H.S.

SINGLE-GAME CAREER HIGHS

Solo Tackles: 1, vs. Northern Iowa, 10-14-2023, and vs. Augustana, 9-14-2024

Assisted Tackles: 2, at Oklahoma State, 8-31-2024

Total Tackles: 2, at Oklahoma State, 8-31-2024, and vs. Augustana, 9-14-2024

Tackles for Loss: N/A

CORNERBACKS



4-STEVEN ARRELL

6-3, 200, Sr.

Brooklyn Park, Minnesota • Osseo H.S.

SINGLE-GAME CAREER HIGHS

Solo Tackles: 4, vs. Dixie State, 10-2-2021

Assisted Tackles: 3, vs. Dixie State, 10-2-2021

Total Tackles: 7, vs. Dixie State, 10-2-2021

Tackles for Loss: 1.0, three times (last: at Missouri State, 9-24-2022)

Interceptions: 1, vs. Dixie State, 10-2-2021

Pass Breakups: 1, six times (last: vs. North Dakota State, 1-8-2023)

Forced Fumbles: 1, three times (last: vs. Northern Iowa, 10-14-2023)

Fumble Recoveries: 1, vs. Butler, 9-17-2022



7-DALYS BEANUM

6-1, 200, Sr.

Omaha, Nebraska • Millard West H.S.

SINGLE-GAME CAREER HIGHS

Solo Tackles: 6, vs. Holy Cross, 12-10-2022

Assisted Tackles: 4, at Oklahoma State, 8-31-2024

Total Tackles: 8, vs. Holy Cross, 12-10-2022

Tackles for Loss: 1.0, at Western Illinois, 10-16-2021

Forced Fumbles: 1, at Villanova, 12-11-2021, and vs. Incarnate Word, 9-7-2024

Interceptions: 3, vs. UC Davis, 11-27-2021

Interception Return Yards: 60, vs. UC Davis, 11-27-2021

Long Interception Return: 59 yards (for TD), vs. UC Davis, 11-27-2021

Pass Breakups: 2, three times (last: at South Dakota, 10-28-2023)

Blocked Kicks: 1, vs. South Dakota, 10-8-2022



30-CODY COTTON

6-0, 170, Jr.

Pleasant Prairie, Wisconsin • Union Grove H.S./Upper Iowa

SINGLE-GAME CAREER HIGHS

Solo Tackles: 1, vs. Drake, 9-16-2023

Assisted Tackles: 1, vs. Montana State, 9-9-2023

Total Tackles: 1, vs. Montana State, 9-9-2023, and vs. Drake, 9-16-2023



13-AYDAN DAUTERMANN

6-0, 185, Jr.

Hartford, Wisconsin • Slinger H.S.

SINGLE-GAME CAREER HIGHS

Solo Tackles: 2, vs. Butler, 9-17-2022

Assisted Tackles: 1, five times (last: vs. UAlbany, 12-15-2023)

Total Tackles: 3, vs. Butler, 9-17-2022

Tackles for Loss: 0.5, at Oklahoma State, 8-31-2024

Interceptions: 1, vs. Mercer, 12-2-2023

Pass Breakups: 1, four times (last: at Youngstown State, 11-11-2023)



17-ABE HOSKINS III

6-1, 195, Sr.

Omaha, Nebraska • Omaha Central H.S.


SINGLE-GAME CAREER HIGHS

Solo Tackles: 2, at Youngstown State, 11-11-2023

Assisted Tackles: N/A

Total Tackles: 2, at Youngstown State, 11-11-2023

Pass Breakups: N/A



22-COLBY HUMPHREY

5-11, 185, Sr.

Birmingham, Alabama • Desert Vista H.S. (Ariz.)/Northern Arizona

SINGLE-GAME CAREER HIGHS


Solo Tackles: 6, at Oklahoma State, 8-31-2024

Assisted Tackles: N/A

Total Tackles: 6, at Oklahoma State, 8-31-2024

Interceptions: 1, vs. Augustana, 9-14-2024

Pass Breakups: 1, at Oklahoma State, 8-31-2024, and vs. Augustana, 9-14-2024



6-JALEN B. LEE

6-0, 200, So.

Wentzville, Missouri • Fort Zumwalt H.S.

SINGLE-GAME CAREER HIGHS

Solo Tackles: 4, vs. Montana, 1-7-2024

Assisted Tackles: 2, vs. Mercer, 12-2-2023

Total Tackles: 4, vs. Mercer, 12-2-2023, and vs. Montana, 1-7-2024

Pass Breakups: 1, vs. Drake, 9-16-2023



2-MYLES TAYLOR

6-1, 175, Jr.

Gilbert, Arizona • Williams Field H.S.

SINGLE-GAME CAREER HIGHS


Solo Tackles: 2, vs. Mercer, 12-2-2023, and vs. UAlbany, 12-15-2023

Assisted Tackles: 2, vs. UAlbany, 12-15-2023

Total Tackles: 4, vs. UAlbany, 12-15-2023

Pass Breakups: 1, vs. UAlbany, 12-15-2023

SAFETIES



23-MATTHEW DURRANCE

6-2, 215, Jr.

Lutz, Florida • Steinbrenner H.S.


SINGLE-GAME CAREER HIGHS

Solo Tackles: 7, vs. Incarnate Word, 9-7-2024
Assisted Tackles: 5, at Oklahoma State, 8-31-2024
Total Tackles: 8, vs. Incarnate Word, 9-7-2024
Interceptions: 1, at Missouri State, 9-24-2022
Fumble Recoveries: 1 (for TD), vs. Delaware, 12-3-2022, and vs. Incarnate Word, 9-7-2024
Blocked Kicks: 1, vs. Villanova, 12-9-2023

Note: Returned blocked punt versus Villanova 45 yards for touchdown in 2023

Punt Returns: 4, vs. Drake, 9-16-2023, and vs. Missouri State 11-18-2023
Punt Return Yards: *149, vs. Drake, 9-16-2023
Long Punt Return: 79 yards (for TD), vs. UAlbany, 12-15-2023

* single-game school record



25-CALE REEDER

6-0, 190, Sr.

Yorkville, Illinois • Yorkville H.S.

SINGLE-GAME CAREER HIGHS

Solo Tackles: 7, vs. UC Davis, 11-27-2021, and at Southern Illinois, 10-21-2023
Assisted Tackles: 6, at Illinois State, 10-7-2023
Total Tackles: 10, at Southern Illinois, 10-21-2023
Tackles for Loss: 2.0, at Villanova, 12-11-2021
Sacks: 1.0, vs. South Dakota, 12-8-2022
Interceptions: 1, four times (last: vs. Montana State, 9-9-2023)
Forced Fumbles: 1, at Southern Illinois, 10-21-2023
Pass Breakups: 1, eight times (last: at Montana State, 12-17-2022)



14-COLBY HUARTER

6-1, 205, Sr.

Katy, Texas • Tompkins H.S.

SINGLE-GAME CAREER HIGHS

Solo Tackles: 5, vs. Montana State, 9-9-2023
Assisted Tackles: 5, vs. UC Davis, 9-10-2022, and vs. Montana State, 9-9-2023
Total Tackles: 10, vs. Montana State, 9-9-2023
Tackles for Loss: 1.5, vs. North Dakota State, 11-4-2023, and vs. Mercer, 12-2-2023
Sacks: 1.0, at North Dakota, 10-22-2022
Interceptions: 1, three times (last: vs. Western Oregon, 8-31-2023)
Long Interception Return: 70 yards, at Missouri State, 9-24-2022

Pass Breakups: 1, three times (last: vs. North Dakota State, 11-4-2023)

Forced Fumbles: 1, vs. North Dakota State, 11-4-2023



27-NOAH THOMPSON

6-0, 185, So.

Brandon, South Dakota • Brandon Valley H.S.

SINGLE-GAME CAREER HIGHS

Solo Tackles: 3, vs. Western Oregon, 8-31-2023
Assisted Tackles: 1, vs. Drake, 9-16-2023
Total Tackles: 3, vs. Western Oregon, 8-31-2023
Interceptions: N/A
Pass Breakups: N/A



3-DONTAY JOHNSON


6-2, 190, So.

Fort Collins, Colorado •

Colorado Early College

SINGLE-GAME CAREER HIGHS

Solo Tackles: 3, vs. UC Davis, 9-10-2022
Assisted Tackles: 1, four times (last: at Oklahoma State, 8-31-2024)
Total Tackles: 3, vs. UC Davis, 9-10-2022
Tackles for Loss: 1.0, vs. UC Davis, 9-10-2022
Pass Breakups: 1, vs. Butler, 9-17-2022, and vs. Augustana, 9-14-2024



26-KOLTEN TILFORD

5-9, 180, R-Fr.

North Platte, Nebraska • North Platte H.S.

SINGLE-GAME CAREER HIGHS

Solo Tackles: 1, vs. Western Oregon, 8-31-2023, and vs. Incarnate Word, 9-7-2024
Assisted Tackles: 1, at Oklahoma State, 8-31-2024
Total Tackles: 1, three times (last: vs. Incarnate Word, 9-7-2024)
Interceptions: 1, vs. Western Oregon, 8-31-2023
Pass Breakups: N/A



1-TUCKER LARGE

5-11, 185, Jr.

Sioux Falls, South Dakota • Roosevelt H.S.

SINGLE-GAME CAREER HIGHS

Solo Tackles: 7, vs. Montana State, 9-9-2023
Assisted Tackles: 4, at Southern Illinois, 10-21-2023
Total Tackles: 8, vs. North Dakota State, 11-4-2023
Tackles for Loss: 1.0, vs. Montana, 1-7-2024
Interceptions: 1, four times (last: vs. UAlbany, 12-15-2023)
Long Interception Return: 64 yards (for TD), vs. Western Oregon, 8-31-2023
Pass Breakups: 3, vs. Missouri State, 11-18-2023