



SOUTH DAKOTA STATE UNIVERSITY

JACKRABBIT ATHLETICS NEWS RELEASE

Jackrabbit Sports Information • 2820 HPER Center • Brookings, SD 57007-1497
Football Contact/Assistant AD-Athletic Communications: Jason Hove E-mail: Jason.Hove@sdstate.edu
Office Phone: (605) 688-4623 Mobile: (605) 695-1827 Fax: (605) 688-5999
Facebook: www.facebook.com/jackrabbit.nation Twitter: @GoJacksSDSU Website: www.GoJacks.com

2024 FOOTBALL INFORMATION

Jackrabbits renew rivalry with Augie

GAME NOTES — SEPT. 14



HEAD COACH: Jerry Olszewski (UW-Stevens Point, 1993)
• 75-41 record in 12 seasons at Augustana;
107-59 record in 17 seasons as a collegiate head coach

AUGUSTANA (1-0)
at #1/1 SOUTH DAKOTA STATE (1-1)
6 p.m. Saturday • Dana J. Dykhouse Stadium; Brookings, S.D.
57th Beef Bowl | Jacks in Black | Hall of Fame Game

SERIES NOTE

• 61st Meeting (SDSU leads all-time series, 43-15-2, including 38-9 victory in 2004)

MEDIA INFORMATION

• Game will be televised on Midco Sports and ESPN+ with the broadcast team of Jay Elsen (play-by-play) and Kurtiss Riggs (color) calling the action
• Radio pre-game show begins at 4 p.m. Central on the Jackrabbit Sports Network, which includes flagship station WNAX 570 AM-Yankton and the following affiliates:
• KJJQ 910 AM-Brookings • KXLG 100.3 FM-Milbank • KORN 1490 AM/101.3 FM-Mitchell
• KELO 1320 AM/KELQ 107.9 FM-Sioux Falls • KCCR 1240 AM/98.9 FM-Pierre
• KIMM 106.7 FM/1150 AM-Rapid City • KLOH 1050 AM/94.1 FM-Pipestone, Minn.
• KXLG 99.1 FM-Watertown • KWYR 93.7 FM-Winner
• Radio team of Tyler Merriam (play-by-play), Al Bahe (color), Scotty Kwas (sidelines) and Brent Bowen (pregame/postgame host) will call the action



HEAD COACH: Jimmy Rogers (SDSU, 2009)
• 16-1 record in two seasons as a collegiate head coach
STARTERS RETURNING: 10 (3 Off., 5 Def., 2 ST)

2024 SCHEDULE AND RESULTS

AUGUST

31 at Oklahoma State L, 20-44

SEPTEMBER

7 INCARNATE WORD [Dairy Drive] W, 45-24

14 AUGUSTANA [Beef Bowl/Hall of Fame] 6 p.m.

21 at Southeastern Louisiana 6 p.m.

OCTOBER

5 *at Northern Iowa 4 p.m.

12 *YOUNGSTOWN STATE [Hobo Day] 2 p.m.

19 *at North Dakota State [Dakota Marker] TBA

26 *SOUTH DAKOTA [Interstate Series] TBA

NOVEMBER

2 *MURRAY STATE [Military Appreciation] 2 p.m.

9 *at North Dakota 1 p.m.

16 *SOUTHERN ILLINOIS [Senior Day] 2 p.m.

23 *at Missouri State 2 p.m.

*Missouri Valley Football Conference game | All times Central

TALE OF THE TAPE — 2024 SEASON STATISTICS

AUGUSTANA	CATEGORY	SOUTH DAKOTA STATE
35.0	Points Per Game	32.5
13.0	Points Allowed Per Game	34.0
101.0	Rushing Yardage Per Game	177.0
2.0	Rush Yardage Allowed/Game	108.5
235.0	Passing Yardage Per Game	274.5
12.7	Average Per Catch	13.4
240.0	Pass Yardage Allowed/Game	298.0
336.0	Total Offense Per Game	451.5
242.0	Total Offense Allowed/Game	406.5
23.7	Kick Return Average	14.4
0.0	Punt Return Average	0.0
0-0	Interception Returns	0-0
0-0	Fumbles-Lost	2-0
5-40	Penalties-Yards	11-113
31:06	Time of Possession/Game	33:02
4-10 (40%)	Third-Down Conversions	13-26 (50%)
0-0 (0%)	Fourth-Down Conversions	0-4 (0%)

2023 SCHEDULE AND RESULTS

AUGUST

31 WESTERN OREGON W, 45-7

SEPTEMBER

9 MONTANA STATE W, 20-16

16 vs. Drake [at Minneapolis, Minn.] W, 70-7

30 *NORTH DAKOTA W, 42-21

OCTOBER

7 *at Illinois State W, 40-21

14 *NORTHERN IOWA W, 41-6

21 *at Southern Illinois W, 17-10

28 *at South Dakota W, 37-3

NOVEMBER

4 *NORTH DAKOTA STATE W, 33-16

11 *at Youngstown State W, 34-0

18 *MISSOURI STATE] W, 35-17

DECEMBER

2 ^MERCER W, 41-0

9 ^VILLANOVA W, 23-12

15 ^UALBANY W, 59-0

JANUARY

7 ^vs. Montana [at Frisco, Texas] W, 23-3

*Missouri Valley Football Conference game

^Football Championship Subdivision playoff game

Sports Information Contact: Jason Hove

Sept. 11, 2024

BROOKINGS, S.D. — The South Dakota State University football team closes out a two-game homestand by renewing an in-state rivalry against Augustana.

Kickoff for the 57th Beef Bowl game is slated at 6 p.m. Saturday before a sold-out crowd at Dana J. Dykhouse Stadium. Saturday's game also is the annual Hall of Fame contest, as well as the yearly Jacks In Black and Pheasant State game.

Television coverage of the game will be available on Midco Sports, with streaming through ESPN+.

The Jackrabbits enter Saturday's game with a 1-1 overall record after opening the home portion of their schedule with a 45-24 victory over No. 11/12 Incarnate Word on Sept. 7. The win marked SDSU's 20th in a row against a ranked Football Championship Subdivision opponent and kept the Jackrabbits in the top spot in both the coaches' and media polls this week.

Augustana, meanwhile, is ranked 18th in this week's D2Football.com Top 25 Poll. The Vikings moved up three spots after opening their season with a 35-13 victory at the University of Mary in Bismarck, North Dakota, on Sept. 5.

Last season, Augustana finished with an 11-2 overall record and reached the second round of the NCAA Division II playoffs. It was the Vikings' third postseason appearance in their last four seasons under head coach Jerry Olszewski.

THE SERIES: According to South Dakota State records, Saturday's game marks the 61st meeting between the Jackrabbits and Augustana on the gridiron.

In a series that dates back to 1931, SDSU holds a 43-15-2 advantage, including winning six of the last seven meetings. The two programs were both longtime members of the North Central Conference until the Jackrabbits made the move to NCAA Division I and the Football Championship Subdivision at the start of the 2004 season.

The Jackrabbits and Vikings last met during that 2004 season, with SDSU scoring a 38-9 Hobo Day victory. SDSU broke a 3-3 tie with a 21-point outburst in the second quarter that was punctuated by a 62-yard interception return for touchdown by James Epps in the closing seconds of the first half.

Justin Kubesh, who would move from tight end to linebacker later in his career, started the scoring run with a 4-yard touchdown pass from Brad Nelson before capping the scoring with a 17-yard TD reception in the final stanza.

Augustana's last win in the series was a 39-33, double-overtime victory at Howard Wood Field in Sioux Falls on Oct. 19, 2002.

BEEF BOWL: South Dakota State University is home to the original Beef Bowl, and the event celebrated its Golden Anniversary during the 2016 season. The Beef Bowl was started as SDSU's way of recognizing those individuals and firms involved in the beef industry in South Dakota.

Festivities have included a pre-game barbecue with proceeds going toward scholarships in the Animal and Range Sciences Department, as well as presentation of the SDSU Friends of the Beef Industry Award. Proceeds from a live steer auction at halftime benefit Jackrabbit Athletics.

The Jackrabbits have compiled a 35-21 record in the previous 56 Beef Bowl games. SDSU has won the last six Beef Bowl games and 10 of the last 11.

In last season's Beef Bowl, the Jackrabbits scored three second-half touchdowns and survived a wild finish to outlast No. 3 Montana State, 20-16, before a sold-out crowd of 19,332 on Sept. 9, 2023, at Dana J. Dykhouse Stadium.

SDSU took the lead for good on a 35-yard catch and touchdown run by Griffin Wilde with a minute and 30 seconds remaining. Montana State moved deep into Jackrabbit territory on the next possession and had an apparent go-ahead touchdown overturned after a lengthy video review. The drive later stalled, allowing the Jackrabbits to escape with the narrow victory.

RECENT BEEF BOWL SCORES

2004: SDSU 24, North Dakota State 21

2005: Cal Poly 24, SDSU 16

2006: SDSU 20, Central Arkansas 7

2007: SDSU 38, Texas State 3

2008: SDSU 24, Western Illinois 22

2009: SDSU 41, Indiana State 0

2010: SDSU 33, Western Illinois 29

2011: Indiana State 38, SDSU 28

2012: SDSU 17, Missouri State

2013: SDSU 34, Southeastern Louisiana 26

2014: SDSU 41, Wisconsin-Oshkosh 3

2015: SDSU 34, Robert Morris (Pa.) 10

2016: Cal Poly 38, SDSU 31

2017: SDSU 51, Drake 10

2018: SDSU 90, Arkansas-Pine Bluff 6

2019: SDSU 43, Southern Utah 7

2021: SDSU 55, Dixie State 7

2022: SDSU 45, Butler 17

2023: SDSU 20, Montana State 16

Notes: No game in 2020 due to COVID-19 pandemic

SDSU holds a 35-21 record in all Beef Bowl games

GAME NOTES — SOUTH DAKOTA STATE vs. AUGUSTANA

YEAR-BY-YEAR IN FCS ERA

GREAT WEST FOOTBALL CONFERENCE

YEAR	OVERALL	CONF
2004	6-5	2-3
2005	6-5	3-2
2006	7-4	3-1
2007	7-4	4-0
TOTALS	26-18	12-6

MISSOURI VALLEY FOOTBALL CONF.

YEAR	OVERALL	CONF
2008	7-5	6-2
2009	8-4	7-1
2010	5-6	4-4
2011	5-6	4-4
2012	9-4	6-2
2013	9-5	5-3
2014	9-5	5-3
2015	8-4	5-3
2016	9-4	7-1
2017	11-3	6-2
2018	10-3	6-2
2019	8-5	5-3
2020-21	8-2	5-1
2021	11-4	5-3
2022	14-1	8-0
2023	15-0	8-0
2024	1-1	0-0
TOTALS	147-62	92-34
OVERALL TOTALS	172-80	104-40

CURRENT WINNING STREAKS

vs. FCS Opponents: 29

(Last Loss: Dec. 18, 2021, at Montana State — L, 17-31)

at Home: 22

(Last Loss: Oct. 23, 2021, vs. Northern Iowa — L, 17-26)

vs. Ranked FCS Opponents: 20

(Last Loss: Dec. 18, 2021, at Montana State — L, 17-31)

vs. MVFC Opponents (regular season): 17

(Last Loss: Nov. 13, 2021, at South Dakota — L, 20-23)

vs. MVFC Opponents (overall): *18

(Last Loss: Nov. 13, 2021, at South Dakota — L, 20-23)

*includes 45-24 victory over North Dakota State in 2022 national championship game

After trailing 10-0 at halftime, the Jackrabbits got on the board on a 20-yard touch-down run by Mark Gronowski early in the third quarter, then took their first lead of the game in the opening minute of the fourth quarter when Gronowski connected with Zach Heins for a 16-yard touchdown pass.

YEAR 21 IN FCS: The 2024 season marks the 21st season South Dakota State has competed in the Football Championship Subdivision.

Since joining the Division I ranks in 2004, the Jackrabbits have compiled a 172-80 record (.683 winning percentage).

In the decade of the 2020s, SDSU has put together a 49-8 record, which is good for an .860 winning percentage.

SWEET 16 IN THE MVFC: The 2023 season marked South Dakota State's 16th as a member of the Missouri Valley Football Conference. Since joining the league in 2008, SDSU is the only program in that span to not have a losing season in conference play.

The Jackrabbits hold a 92-34 record (.730 winning percentage) in MVFC games and have won six or more league games eight times. SDSU has claimed the league title four times: previously earning a share of league titles in 2016 and during the 2020-21 spring season before running the table with an 8-0 record in conference play en route to out-right conference championships in both 2022 and 2023.

PLAYOFF HISTORY: South Dakota State made its 14th postseason appearance in its football history in 2023, with 13 of those berths coming as a member of the Football Championship Subdivision. SDSU's lone appearance in the NCAA Division II football playoffs came in 1979, when the Jacks dropped a 50-7 decision at Youngstown State.

The Jackrabbits have compiled a 22-12 record in the playoffs and made their 12th straight appearance in the FCS playoffs, including advancing to at least the semifinal round for the fourth season in a row and sixth time in the last seven seasons. SDSU made its first appearance in a national title game during the 2020-21 spring season, falling to Sam Houston, 23-21, then claimed its first-ever national championship in football with a 45-21 victory over North Dakota State in January 2023. The Jacks repeated as national champions during the 2023 campaign with a 23-3 victory over Montana.

SDSU advanced to the FCS national title game each of the three years it held the No. 1 overall seed in the playoff field (16 teams in 2020-21, 24 teams in 2022 & 2023).

ELITE COMPANY: Heading into the 2023 postseason, South Dakota State was one of only two Football Championship Subdivision programs to reach the playoffs each of the last 12 seasons. The Jackrabbits secured the Missouri Valley Football Conference's automatic bid to the 2023 playoffs, assuring SDSU of its 12th consecutive postseason appearance and 13th overall at the FCS level.

MVFC rival North Dakota State holds the longest active streak with 14 consecutive trips to the playoffs after gaining an at-large berth to the 2023 tournament.

STREAKS CONTINUE: Although SDSU saw its long overall winning streak come to an end in the Aug. 31 season opener, the Jackrabbits still carry several other winning streaks into Saturday's contest.

Dating back to the start of the 2022 season, the Jackrabbits have defeated 29 FCS opponents in a row, including winning 20 in a row against ranked foes from the FCS.

SDSU also holds a 22-game home winning streak, which includes a 7-0 mark in FCS playoff games. The Jackrabbits' last loss at Dana J. Dykhouse Stadium was a 26-17 defeat at the hands of Northern Iowa on Oct. 23, 2021.

The Jackrabbits' 29-game overall winning streak was the third-longest in the history of the Football Championship Subdivision, which dates back to 1978.

RANKINGS STREAK: By being ranked first in the final Stats Perform FCS poll of the 2023 season and through the first three polls of the 2024 campaign, SDSU has now appeared in the top 25 of 162 consecutive media polls dating back to October 2012.

QUICK FACTS

SDSU INFORMATION

LOCATION: Brookings, S.D.
ENROLLMENT: 12,065 (fall 2024)
COLORS: Yellow and Blue
NICKNAME: Jackrabbits
AFFILIATION: NCAA Division I Football
 Championship Subdivision
CONFERENCE: Missouri Valley Football Conference
STADIUM: Dana J. Dykhouse Stadium (19,340
 capacity - AstroTurf surface)

2023 RECAP

OVERALL RECORD: 15-0
CONFERENCE RECORD: 8-0 (first place in Missouri Valley
 Football Conference)
POSTSEASON: Football Championship Subdivision
 National Champion (repeat champion)
HOME RECORD: 9-0
AWAY/NEUTRAL RECORD: 4-0/2-0
FINAL RANKINGS: 1st (Stats Perform media)/1st (AFCA
 FCS Coaches)

TEAM INFORMATION

LETTERMEN RETURNING: 53 **LETTERMEN LOST:** 18
 • Offense: 20 • Offense: 9
 • Defense: 31 • Defense: 9
 • Special Teams: 2 • Special Teams: 0

STARTERS RETURNING: 10
 • Offense: 3 • Defense: 5 • Special Teams: 2

OFFENSIVE STARTERS RETURNING (3): Evan Beerntsen,
 OG; Mark Gronowski, QB; Gus Miller, C.

DEFENSIVE STARTERS RETURNING (5): Dalys Beanum, CB;
 Adam Bock, LB; Jarod DePriest, DT; Tucker Large, S;
 Cale Reeder, S.

SPECIAL TEAMS STARTERS RETURNING (2): Hunter
 Dustman, K/P; Kaydon Olivia, LS.

OTHER RETURNING LETTERMEN (43): Steven Arrell, CB;
 Max Baloun, DT; Jon Bell, QB; Kevin Brenner, TE;
 Quinten Christensen, OL; Devon Cole Jr., WR; Cody
 Cotton, CB; Aydan Dautermann, CB; Matthew
 Durrance, S; Caleb Frandl, LB; Greyton Gannon, TE;
 Graham Goering, WR; Brody Gormley, TE; Logan Green,
 DT; Abe Hoskins III, CB; Colby Huerter, S; Amar
 Johnson, RB; Angel Johnson, RB; Bryce
 Johnson, LB; Dontay Johnson, S; Randy Keumogne,
 DE; Aaron Kusler, LB; Jalen Lee, OL; Jalen B. Lee, CB;
 Chase Mason, QB; Daeton Mcgaughy, LB; Cullen
 McShane, LB; Joe Ollman, LB; William Paekpke, OL;
 Blake Peterson, DE; Marcus Preston, WR; Dawson
 Ripperda, DE; Dawson Rudd, OL; Graham Spalding,
 LB; Myles Taylor, CB; Noah Thompson, S; Kolten
 Tilford, S; Levi Vanden Bos, DE; Ethan Vibert, OL; Kirby
 Vorhees, RB; Griffin Wilde, WR; Zac Wilson, DE; Aaron
 Wolfcale-Holsten, DT.

The Jackrabbits have not relinquished the top spot in the poll since ascending to that ranking on Oct. 17, 2022. SDSU held on to the ranking for the final seven surveys of the 2022 season and has extended its streak at No. 1 to 24 consecutive polls with its continued top billing in both 2024 rankings.

CAPTAINS: Leading the Jackrabbit football team are six captains:

- Dalys Beanum, Sr., Omaha, Nebraska;
- Adam Bock, Sr., linebacker, Solon, Iowa;
- Jarod DePriest, Sr., defensive tackle, Trivoli, Illinois;
- Mark Gronowski, Sr., quarterback, Naperville, Illinois;
- Tucker Large, Jr., safety, Sioux Falls;
- Gus Miller, Sr., offensive lineman, Brookings.

Bock and Gronowski are both in their third seasons in the role, while the other four captains are first-time captains.

BEERNTSEN HONORED: SDSU senior Evan Beerntsen was honored Monday as Missouri Valley Football Conference Offensive Lineman of the Week.

A right guard from De Pere, Wisconsin, Beerntsen graded at 85 percent and was credited with 11 pancake blocks as top-ranked SDSU defeated No. 11/12 Incarnate Word, 45-24, on Sept. 7 at Dana J. Dykhouse Stadium. The Jackrabbits racked up 31 first downs and 515 yards of total offense, passing for 385 yards and rushing for 230 more.

The award is the second of his career for Beerntsen, who first received the award for his play in an Oct. 28, 2023, victory at South Dakota.

PRESEASON ALL-AMERICANS: South Dakota State is well-represented on the 2024 Stats Perform FCS Preseason All-America Team with six selections. The honor squad was announced in early August and includes first-team selections Mark Gronowski and Adam Bock from the Jackrabbits.

Gronowski, the reigning Walter Payton Award winner as the top offensive player in the FCS ranks a year ago, returns for his senior season after throwing for 3,058 yards and 29 touchdown against only five interceptions in 2023. The Naperville, Illinois, native led the FCS in quarterback rating at 179.67 while completing 68.1 percent(209-of-307) of his passes.

In addition, Gronowski ran for 402 yards and eight touchdowns in helping lead the Jackrabbits to a 15-0 record in 2023.

Gronowski is again on the Walter Payton Award Preseason Watch List, while Bock returns to the Buck Buchanan Award Preseason Watch List after being a finalist for the top defensive player in FCS in 2021.

A senior linebacker from Solon, Iowa, Bock ranked third on the team last season with 65 tackles despite missing five games due to injury. A two-time first-team all-Missouri Valley Football Conference selection and a second-team All-America honoree in 2021, Bock has tallied more than 300 career tackles.

Receiving second-team honors on the Stats Perform preseason squad were offensive lineman Gus Miller and punt returner Tucker Large. The FCS winner of the 2023 Rimington Award as the top center and a Brookings native, Miller played a key role within an offensive line that helped pave the way for the Jackrabbits to average 37.3 points and 449.9 yards of total offense per game.

Large, a junior from Sioux Falls, averaged 18.9 yards per punt return attempt last season and set an SDSU single-game record with 159 yards versus Drake. Also a starting safety for the Jackrabbits, Large ranked second on the team with four interceptions and added 49 tackles.

Rounding out the Jackrabbit contingent on the Stats Perform FCS Preseason All-America Team were third-team honorees Dalys Beanum and Amar Johnson. Beanum, a senior cornerback from Omaha, is coming off a 2023 campaign in which he recorded a team-best five interceptions while also contributing 29 tackles and two pass breakups.

GAME NOTES — SOUTH DAKOTA STATE vs. AUGUSTANA

OPENING DRIVES BY HALF

2023 OPPONENT	1ST-O	2ND-O	1ST-D	2ND-D
Western Oregon	TD	Downs	INT-TD	Punt
Montana State	Fumble	TD	Punt	Punt
Drake	TD	TD	TD	Punt
North Dakota	TD	TD	Punt	Punt
Illinois State	TD	Punt	Punt	TD
Northern Iowa	TD	TD	Punt	Punt
Southern Illinois	Punt	TD	Downs	Punt
South Dakota	Punt	FG	FG	Punt
North Dakota State	TD	TD	TD	Miss FG
Youngstown State	FG	TD	Punt	Downs
Missouri State	TD	Punt	Punt	TD
Mercer	FG	TD	Punt	Punt
Villanova	FG	Fumble	Punt	Punt
UAlbany	TD	Punt	INT	Fum-TD
Montana	TD	Punt	Downs	Fum
2024 OPPONENT	1ST-O	2ND-O	1ST-D	2ND-D
Oklahoma State	Downs	TD	FG	TD
Incarnate Word	Miss FG	TD	FG	TD

2024 LONGEST DRIVES

By PLAYS

12 - vs. Incarnate Word (1Q), 12-67-6:08 (field goal)

By YARDS

78 - at Oklahoma State (4Q), 3-78-1:37 (touchdown)

By TIME OF POSSESSION

6:08 - vs. Incarnate Word (1Q), 12-67-6:08 (field goal)

Johnson made the squad as an all-purpose back after ranking second on the team in 2023 with 1,205 all-purpose yards (80.3 ypg). A senior from O'Fallon, Missouri, Johnson finished second on the squad with 801 rushing yards, averaging 6.3 yards per carry, while also tallying 282 yards on kickoff returns (23.5 yards per attempt) and catching 12 passes for 122 yards.

GRONOWSKI A DUAL THREAT: South Dakota State quarterback Mark Gronowski reached another milestone early in the 2024 season by accounting for the 100th touchdown of his career.

Gronowski enters Saturday's game against Augustana having been a part of 104 touchdowns — 76 passing, 27 rushing and 1 receiving. So far this season he has thrown six touchdown passes — two in the season opener at Oklahoma State and four last week versus Incarnate Word. He has accounted for at least one touchdown in 38 of 42 career starts. He had a streak of passing and rushing for a touchdown in 11 consecutive games come to an end Oct. 21, 2023, at Southern Illinois, but has accomplished the feat 22 times. The Jackrabbits have a 38-4 record in Gronowski's 42 career starts, including an 11-1 mark in postseason games.

In addition, Gronowski moved into second place on the career total offense charts at SDSU in last week's home opener versus Incarnate Word. Now with 9,552 yards of total offense, he also ranks third in career passing yards with 8,139.

During the 2023, season, Gronowski became the third SDSU quarterback to top 5,000 yards passing and 1,000 yards rushing in his career, joining Taryn Christion (11,535 passing/1,515 rushing from 2015-18) and Ted Wahl (6,016 passing/1,229 rushing from 1985-88).

WILDE OFF TO FAST START: Sophomore wide receiver Griffin Wilde has turned in a pair of strong performances to open the 2024 season.

In the season opener at Oklahoma State, Wilde established new career highs with seven receptions and 150 receiving yards. The Sioux Falls native scored his first touchdown of the season on a 60-yard pass play in the fourth quarter and added catches of 21 and 33 yards to set up the Jackrabbits' first touchdown of the game. Six of his seven receptions went for at least 10 yards.

Wilde bettered his receptions total a week later in the Sept. 7 home opener versus Incarnate Word, hauling in 10 catches — on 10 targets — for 106 yards. He also recorded the first two-touchdown game of his young career, scoring on pass plays of 11 and 25 yards in the second half.

He currently leads Football Championship Subdivision receivers with three touchdown catches and his average of 128 receiving yards per game ranks second.

BOTH ENDS OF THE SPECTRUM: The Jackrabbits wrapped up the 2023 season by ranking in the top six of the Football Championship Subdivision in both scoring offense (sixth, 37.3 points per game) and scoring defense (first, 9.3 points per game). SDSU has scored 20 or more points in 28 of the 29 games in their current winning streak and has held the opposition to 10 points or less 13 times, including nine times last season.

The Jackrabbits pitched a shutout in three of their last six games — a 34-0 victory at Youngstown State on Nov. 11, a 41-0 whitewashing of Mercer on Dec. 2 and blanking UAlbany, 59-0, on Dec. 15. Overall, SDSU outscored the opposition, 146-15, in four playoff games, allowing only one touchdown.

OWNING THE THIRD: South Dakota State held a huge advantage coming out of the locker room at halftime by outscoring the opposition by a 123-14 margin in the third quarter of games last season. The Jackrabbits solidified that margin by outscoring Montana, 16-0, in the third stanza of the national championship game.

However, that trend was reversed in the 2024 season opener as Oklahoma State outscored the Jackrabbits, 21-7, in the third quarter of the Aug. 31 game.

2024 SEASON HIGHS

INDIVIDUAL GAME HIGHS

RUSHING ATTEMPTS: 19, by Amar Johnson, vs. Incarnate Word, 9-7-24

RUSHING YARDS: 112, by Amar Johnson, vs. Incarnate Word, 9-7-24

RUSHING TOUCHDOWNS: 19, by Amar Johnson, vs. Incarnate Word, 9-7-24

LONG RUSH: 40 yards, by Amar Johnson, at Oklahoma State, 8-31-24

PASS ATTEMPTS: 36, by Mark Gronowski, at Oklahoma State, 8-31-24

PASS COMPLETIONS: 21, by Mark Gronowski, vs. Incarnate Word, 9-7-24

YARDS PASSING: 285, by Mark Gronowski, vs. Incarnate Word, 9-7-24

TOUCHDOWN PASSES: 4, by Mark Gronowski, vs. Incarnate Word, 9-7-24

RECEPTIONS: 10, by Griffin Wilde, vs. Incarnate Word, 9-7-24

YARDS RECEIVING: 150, by Griffin Wilde, at Oklahoma State, 8-31-24

RECEIVING TOUCHDOWNS: 2, by Griffin Wilde, vs. Incarnate Word, 9-7-24

LONG RECEPTION: 61 yards, by Brody Gormley (from Mark Gronowski), vs. Incarnate Word, 9-7-24

TACKLES: 12, by Adam Bock, at Oklahoma State, 8-31-24

TACKLES FOR LOSS: 3.0, by Adam Bock, vs. Incarnate Word, 9-7-24

SACKS: 1.0, by Zac Wilson, vs. Incarnate Word, 9-7-24

INTERCEPTIONS: N/A

LONG INTERCEPTION RETURN: N/A

PASS BREAKUPS: 1, three times (last: by Caleb Franci, vs. Incarnate Word, 9-7-24)

FIELD GOALS: 2, by Hunter Dustman, at Oklahoma State, 8-31-24

LONG FIELD GOAL: 48 yards, by Hunter Dustman, at Oklahoma State, 8-31-24

PUNTS: 3, by Hunter Dustman, at Oklahoma State, 8-31-24

PUNTING AVERAGE (MIN. 3 PUNTS): 48.0 yards (3 punts), by Hunter Dustman, at Oklahoma State, 8-31-24

LONG PUNT: 53 yards, by Hunter Dustman, at Oklahoma State, 8-31-24

KICKOFF RETURNS: 4, by Angel Johnson, at Oklahoma State, 8-31-24

KICK RETURN YARDS: 78, by Angel Johnson, at Oklahoma State, 8-31-24

LONG KICK RETURN: 24 yards, by Angel Johnson, at Oklahoma State, 8-31-24

PUNT RETURNS: N/A

PUNT RETURN YARDS: N/A

LONG PUNT RETURN: N/A

MODELS OF EFFICIENCY: South Dakota State made 57 trips into the red zone during the 2023 season and came away with points 55 of those times for an FCS-best 96 percent efficiency rate. The Jacks scored a touchdown on 45 of those trips — 30 rushing, 15 passing — with 10 field goals.

SDSU went 13-for-14 in red-zone trips during the postseason, scoring nine touchdowns with four field goals. The Jackrabbits' lone red-zone trip in which they did not score ended with a kneel-down to run out the clock against Villanova.

The Jacks had a streak over two seasons of scoring on 70 consecutive drives into the red zone come to end with an interception in the end zone early in the fourth quarter of the Oct. 21, 2023, game at Southern Illinois. Before that, the last time SDSU did not score when inside the opponent's 20-yard line was on a missed field goal in the second quarter of their Oct. 1, 2022, game versus Western Illinois. SDSU had scored 57 touchdowns and kicked 13 field goals in that span.

In addition, the Jackrabbits led the FCS ranks in both third-down and fourth-down conversions on offense. SDSU converted on an FCS-best 53.5 percent (84-of-157) of its third-down attempts, highlighted by a 9-for-14 performance in the opening round of the playoffs against Mercer.

SDSU finished above 50 percent in the first six games of the season before being limited to a 4-for-12 performance Oct. 21 at Southern Illinois.

On fourth down, the Jackrabbits converted 9-of-11 times for 82 percent, including making good on their lone attempt in the Dec. 9 playoff matchup against Villanova.

So far this season, SDSU is 5-for-7 in red-zone trips with four touchdowns.

PICKING OFF THE COMPETITION: The Jackrabbit defense has continually taken the ball away from the opposition in recent seasons, including leading the Football Championship Subdivision in interceptions two of the last three seasons while ranking second in 2023.

After leading the subdivision with 21 interceptions in 2021, SDSU tallied an FCS-best 18 interceptions in 2022, including two in that season's national championship game against North Dakota State. Jackrabbit defenders recorded at least one interception in each of their 11 regular season games during the 2022 campaign.

Last year, the Jackrabbits hauled in 19 interceptions to rank second among FCS squads. SDSU tallied three interceptions in its 2023 season opener against Western Oregon (Colby Huerter, Tucker Large, Kolten Tilford) and again in the Dec. 15 semifinal playoff game versus UAlbany (Large, DyShawn Gales, Dalys Beanum).

Beanum recorded an interception in each of SDSU's four playoff games. Seven of his 11 career interceptions have come in the postseason.

Dating back to the start of the 2018 season, the Jackrabbits have intercepted at least one pass in 65 of their last 83 games for a total of 106 pickoffs. SDSU has yet to intercept a pass thus far in 2024, but did force and recover a fumble against Incarnate Word on Sept. 7.

MANY HAPPY RETURNS: South Dakota State raced out to a 28-0 lead a minute into the second quarter of its 2023 season opener against Western Oregon thanks to a pair of long interception returns for touchdowns by its starting safeties.

First, Colby Huerter hauled in an interception off a deflection by DyShawn Gales for a 54-yard return for touchdown. On the first play of the second quarter, Tucker Large picked off a pass and weaved his way through traffic for a 64-yard score.

It marked the fifth time in the Division I era of Jackrabbit football (since 2004) that SDSU returned two interceptions for touchdowns in the same game. The others:

- Sept. 29, 2007 vs. Stephen F. Austin — Jimmy Rogers (32 yards, Q2), Conrad Kjerstad (82, Q4);
- Nov. 10, 2007 vs. Southern Utah — Tyler Koch (45 and 99 yards in Q4);
- Oct. 1, 2016 vs. Western Illinois — Christian Rozeboom (37 yards, Q3), Dallas Brown (19, Q3);
- Nov. 27, 2021 vs. UC Davis — Adam Bock (39 yards, Q3), Dalys Beanum (59, Q4).

GAME NOTES — SOUTH DAKOTA STATE vs. AUGUSTANA

SDSU CAREER FIELD GOALS

1. Parker Douglass, 2004-07	62
2. Justin Syrovatka, 2011-14	55
3. Chase Vinatieri, 2016-19	47
4. Hunter Dustman, 2020-present.....	40
5. Brett Gorden, 1995-98	36
6. Peter Reifenrath, 2008-10	34
7. Cole Frahm, 2019-21	33
8. Adam Vinatieri, 1991-94	27
9. Tony Harris, 1977-80	23
K.C. Johnson, 1984-86	23
Keith Witt, 2002-03	23

DANA J. DYKHOUSE STADIUM RECORDS

YEAR-BY-YEAR RECORDS

2016	6-1
2017	7-1
2018	7-0
2019	5-3
2020-21	5-0
2021	5-2
2022	9-0
2023	9-0
2024	1-0
TOTALS	54-7

ATTENDANCE TOP 10

Nov. 4, 2023 • vs. North Dakota State	19,431
Oct. 26, 2019 • vs. North Dakota State	19,371
Oct. 14, 2023 • vs. Northern Iowa	19,357
Oct. 8, 2022 • vs. South Dakota	19,332
Sept. 9, 2023 • vs. Montana State	19,332
Sept. 7, 2024 • vs. Incarnate Word	19,231
Sept. 30, 2023 • vs. North Dakota	19,231
Oct. 29, 2022 • vs. Indiana State	19,041
Nov. 4, 2017 • vs. North Dakota State	18,130
Nov. 6, 2021 • vs. North Dakota State	18,122

SDSU also scored two return touchdowns in the Dec. 15 semifinal victory against UAlbany when Tucker Large returned a punt 79 yards to the end zone midway through the second quarter and Jason Freeman scooped up a fumble on the second play of the second half and returned it 34 yards to push the Jackrabbit lead to 42-0.

DOUBLE-DUTY DUSTMAN: Senior Hunter Dustman has figured prominently in the Jackrabbits' special teams efforts the past two seasons.

A native of East Bethel, Minnesota, Dustman has handled both the kicking and punting duties for the Jackrabbits. As the placekicker, he has put together back-to-back 100-point seasons, scoring 113 points in 2022 and 122 points during the 2023 season. He made 18 field goals each of the past two seasons and has three so far during the 2024 campaign to stand fourth on the program career charts with 40 field goals.

In addition, Dustman set an SDSU single-season record with 68 extra points in 2023.

A four-time Missouri Valley Football Conference Special Teams Player of the Week award winner, Dustman has averaged 42.5 yards on 120 career punts. He got off to a solid start to the 2024 season by making both of his field goal attempts (31 and 48 yards) and averaging 48 yards on three punts with a long of 53.

FREUND JOINS COACHING STAFF: Danny Freund was hired as co-offensive coordinator and quarterbacks coach in January 2024. He will share coordinator duties with Ryan Olson, who has been a member of the SDSU coaching staff since 2021 and will retain duties coaching the offensive line.

Freund spent the last dozen years coaching at the University of North Dakota, including serving as offensive coordinator and quarterbacks coach since 2018. He helped lead the Fighting Hawks to five FCS playoff appearances, as well as a share of the Missouri Valley Football Conference title during the 2020-21 spring season.

Prior to his role as offensive coordinator, Freund had stints coaching UND's running backs, fullbacks and wide receivers. He also held the title of associate head coach during the 2023 season, when the Fighting Hawks averaged 34.1 points per game en route to a postseason berth. He was honored by RII Sports Technology with its GRAPHITE Award, which recognizes excellence and efficiency in play-calling.

Freund was a two-year team captain (2007, 2008) as UND made the transition from NCAA Division II, compiling a 16-6 record as the starting quarterback. He set multiple school passing records before embarking on his coaching career as a graduate assistant at Carthage College in Kenosha, Wisconsin, in 2010. Freund returned to Grand Forks and UND in 2011.

THE 12TH MAN: South Dakota State benefited from large crowds throughout the 2023 regular season, averaging 18,208 fans after coming off a national championship.

The Jackrabbits drew their first of four sellout crowds this season when 19,332 fans came out for the Sept. 9 showdown against Montana State, which at the time tied for the second-largest attendance in the seven-year history of Dana J. Dykhouse Stadium. The crowd played a big role in the game, helping factor in nine false-start penalties by Montana State in the game, including six in the final quarter.

The Nov. 4 Dakota Marker game against North Dakota State, which was a rematch from the 2022 FCS national championship game, drew a stadium-record 19,431 fans.

Two other crowds last season have reached sellout status, with 19,357 fans clicking through the turnstiles for the Oct. 14 Hobo Day game versus Northern Iowa and a total of 19,231 fans in attendance for the Sept. 30 league opener with North Dakota.

SDSU also set program playoff attendance records in all three postseason games the Jackrabbits hosted, highlighted by a crowd of 12,265 for the semifinal game against UAlbany.

Large crowds are continuing to fill Dana J. Dykhouse Stadium in 2024 as 19,321 fans — the seventh-largest crowd in stadium history — attending the Sept. 7 season opener. Another sell-out crowd is anticipated for the Sept. 14 Beef Bowl and October home games versus Youngstown State and South Dakota are close to selling out.

PRONUNCIATION GUIDE

COACHES

Danny Freund	froid
Jake/Pete Menage	MEN-age

PLAYERS

Jack Amer	AIM-er
Steven Arrell	ah-RELL
Max Baloun	bah-LOON
Evan Beerntsen	BURNT-sen
Brenden Begeman	BEG-ah-man
Matthew Durrance	durr-ANTS
Caleb Franci	FRANCE-III
Grahm Goering	GORE-ing
Mark Gronowski	grow-NOW-ski
Colby Huerter	HURT-er
Randy Keumogne	cah-MOAN-yay
Isaac Kracl	KROTZ-ill
Aaron Kusler	COOSE-ler
Daeton Mcgaughy	Mc-GOY
Joe Ollman	OHL-man
William Paepke	PAP-key
Kentrell Prejean	KEN-trell PRAY-john
Dawson Ripperda	RIP-er-dah
Noah St-Juste	saint-JOOST
Jace Sifore	CY-for
Davin Stoffel	STAW-full
Ethan Vibert	VY-bert
Griffin Wilde	WILL-dee

DANA J. DYKHOUSE STADIUM: Jackrabbit football moved into a new home in September of 2016 with the completion of Dana J. Dykhous Stadium.

The stadium, which was constructed in phases on the site of SDSU's previous home field, Coughlin-Alumni Stadium, seats 19,340 spectators and cost \$65 million to build.

Dana J. Dykhous Stadium is being funded through private gifts and long-term revenue streams, including concessions and suite, loge box and ticket sales. Bonds are financing nearly two-thirds of the project's construction, with the remaining dollars coming from private support. Lead gifts totaling \$12.5 million from former Jackrabbit football player and Sioux Falls banker Dana Dykhous and philanthropist T. Denny Sanford were announced in October 2013.

The stadium officially opened Sept. 8, 2016, featuring a concert by country music stars Luke Bryan, Little Big Town and Lee Brice as part of the Jacks Bash opening weekend. The first football game was two days later, on Sept. 10, when the Jackrabbits defeated Drake, 56-28.

SDSU has gone on to post a 54-7 record at Dana J. Dykhous Stadium during its eight-plus seasons of operation, including a 14-1 mark in FCS playoff games. The Jacks' current home winning streak is 22 games (including playoff games), with their last home loss a 26-17 setback to Northern Iowa on Oct. 23, 2021.

In 2023, the Jackrabbits completed their fourth undefeated season while playing at Dana J. Dykhous Stadium, compiling a 9-0 record. SDSU previously posted perfect home records in 2018 (7-0), the 2020-21 spring season (5-0) and 2022 (9-0).

Dana J. Dykhous Stadium was designed by Kansas City-based Crawford Architects, with the construction firm JE Dunn serving as the project manager at risk and Henry Carlson Company of Sioux Falls serving as general contractor.

JACKS IN THE PROS: Six former Jackrabbit standouts were on opening day rosters as the 2024 National Football League kicked off last week, continuing the Jackrabbits' long tradition of developing players into pro prospects.

Headlining the list is tight end Dallas Goedert of the Philadelphia Eagles. After being selected in the second round of the 2018 NFL Draft, Goedert has gone on to record 311 receptions for 3,620 yards and 22 touchdowns in seven seasons. In helping lead the Eagles to the Super Bowl during the 2022 season, Goedert caught 55 passes for 702 yards and three touchdowns.

Also at tight end is second-year pro Tucker Kraft with the Green Bay Packers. A third-round pick in 2023, Kraft turned in a strong second half to his rookie season, finishing the year with 31 catches for 355 yards and a pair of touchdowns. He tallied two catches for 37 yards in a matchup against Goedert (4 catches, 31 yards) and the Eagles in the season opener that was played in Sao Paulo, Brazil.

Linebacker Christian Rozeboom earned a Super Bowl ring with the Los Angeles Rams during the 2021 season. A member of the Rams' practice squad in 2020, Rozeboom made his NFL debut with the Kansas City Chiefs early in 2021 before returning to Los Angeles and seeing action mostly on special teams for the Rams for the remainder of the regular season and postseason.

SDSU had two more players selected in the NFL Draft in 2024 when Mason McCormick was taken in the fourth round by Pittsburgh and Isaiah Davis was a fifth-round pick of the New York Jets. Both suited up for their teams' season openers.

Six others who played on both Jackrabbit national championship teams later signed as free agents: cornerback DyShawn Gales (Cleveland); offensive tackle Garret Greenfield (Seattle); tight end Zach Heins (Los Angeles Chargers); wide receivers Jadon and Jaxon Janke (Houston), and linebacker/safety Isaiah Stalbird (New Orleans). Greenfield and Stalbird were later assigned to their respective teams' practice squads.

Headlining the list of Jackrabbit pro football alumni are Hall of Famer Jim Langer and the NFL's career scoring leader, Adam Vinatieri.

2024 SEASON HIGHS

TEAM GAME HIGHS

RUSHING ATTEMPTS: 42, vs. Incarnate Word, 9-7-24
RUSHING YARDS: 230, vs. Incarnate Word, 9-7-24
YARDS PER RUSH: 5.5, vs. Incarnate Word, 9-7-24
RUSHING TOUCHDOWNS: 2, vs. Incarnate Word, 9-7-24
PASS ATTEMPTS: 37, vs. Incarnate Word, 9-7-24
PASS COMPLETIONS: 21, vs. Incarnate Word, 9-7-24
YARDS PASSING: 285, vs. Incarnate Word, 9-7-24
YARDS PER PASS: 8.9, vs. Incarnate Word, 9-7-24
PASSING TOUCHDOWNS: 4, vs. Incarnate Word, 9-7-24
TOTAL PLAYS: 74, vs. Incarnate Word, 9-7-24
TOTAL OFFENSE: 515, vs. Incarnate Word, 9-7-24
YARDS PER PLAY: 7.0, vs. Incarnate Word, 9-7-24
POINTS: 45, vs. Incarnate Word, 9-7-24
FIRST DOWNS: 31, vs. Incarnate Word, 9-7-24
SACKS BY: 1, vs. Incarnate Word, 9-7-24
PENALTIES: 6, vs. Incarnate Word, 9-7-24
PENALTY YARDS: 71, vs. Incarnate Word, 9-7-24
TURNOVERS BY: 1, at Oklahoma State, 8-31-24, and vs. Incarnate Word, 9-7-24
TURNOVERS FORCED: 1, vs. Incarnate Word, 9-7-24
INTERCEPTIONS BY: N/A
PASS BREAKUPS: 2, at Oklahoma State, 8-31-24
FUMBLE RECOVERIES: 1, vs. Incarnate Word, 9-7-24
PUNTS: 3, at Oklahoma State, 8-31-24
TIME OF POSSESSION: 35:17, vs. Incarnate Word, 9-7-24

Langer who played football at SDSU from 1967-69 and also was an All-American in baseball, played center on every offensive down during the Miami Dolphins' perfect season in 1972. He was a first-team All-Pro four times and was selected to play in six Pro Bowl games. He played in three Super Bowl games with the Dolphins from 1970-79 before finishing his career with the Minnesota Vikings from 1980-81. Langer passed away in September 2019.

Vinatieri wrapped up his playing career after becoming the NFL's all-time scoring leader in 2018 as a member of the Indianapolis Colts. Over Vinatieri's 24 seasons from 1996-2019, his totals include NFL bests of 599-of-715 on field goal attempts, 83.8 percent, and 2,673 career points. He also ranks second in career extra points with 874.

In all, Vinatieri set 15 NFL records, including 21 100-point seasons.

ROGERS SHOW: The Jimmy Rogers Radio Show airs throughout the 2024 season.

The weekly, hour-long show originates in front of a live audience at 6 p.m. Mondays at Cubby's Sports Bar and Grill in downtown Brookings. Hosted by Tyler Merriam, the show airs along the Jackrabbit Sports Network, including flagship station WNAX 570 AM, and can be heard through the Jackrabbit app and online at GoJacks.com.

Weekly segments include interviews with Jackrabbit coaches, student-athletes and others associated with SDSU football. Fans can submit questions through social media platforms and fans in attendance can register for weekly prizes.

A LOOK AHEAD: The Jackrabbits close out nonconference action with a Sept. 21 road game at Southeastern Louisiana. Kickoff is set for 6 p.m. at Strawberry Stadium in Hammond, Louisiana.

Next home game for South Dakota State is the Oct. 12 Hobo Day game versus Youngstown State.

DEPTH CHART vs. AUGUSTANA

OFFENSE

LT	69	Quinten Christensen, 6-5, 300, So., Wessington Springs, S.D.
	62	Kenyon BigBow, 6-5, 295, R-Fr., Anadarko, Okla.
LG	77	William Paepke, 6-5, 295, R-Fr., Rapid City, S.D.
	54	Jalen Lee, 6-3, 310, Sr., Robbins, Ill.
C	50	GUS MILLER, 6-3, 295, Sr., Brookings, S.D.
	74	Shane Willenbring, 6-4, 285, Fr., La Crosse, Wis.
RG	61	EVAN BEERNTSEN, 6-4, 300, Sr., De Pere, Wis.
	58	Jackson Kerstin, 6-4, 280, R-Fr., Naperville, Ill.
RT	76	Sam Hagen, 6-6, 315, Jr., Fordville, N.D.
	78	Marcus Hicks, 6-6, 320, Sr., Wichita, Kan.
TE (y)	88	Greyton Gannon, 6-4, 235, So., Eagle, Wis.
	89	Brody Gormley, 6-7, 245, So., Topeka, Kan.
TE	44	Kevin Brenner, 6-3, 240, Sr., Silver Lake, Wis.
	83	David Alpers, 6-6, 240, So., Sioux Falls, S.D.
WR (X)	12	Grahm Goering, 6-2, 200, Jr., Iowa City, Iowa
	6	Elijah Ervin, 6-1, 195, Jr., Phoenix, Ariz.
WR (W) or	15	Devon Cole Jr., 5-10, 185, Sr., Clermont, Fla.
	4	Kentrell Prejean, 5-8, 160, R-Fr., Lafayette, La.
WR (Z) or	18	Griffin Wilde, 6-2, 200, So., Sioux Falls, S.D.
	19	Jack Smith, 6-0, 190, Fr., Sioux Falls, S.D.
	2	Marcus Preston, 6-2, 200, Sr., Lawrence, Kan.
QB	11	MARK GRONOWSKI, 6-3, 225, Sr., Naperville, Ill.
	7	Chase Mason, 6-4, 230, Jr., Hurley, S.D.
	5	Jon Bell, 6-3 195, Jr., Naperville, Ill.
RB	3	Amar Johnson, 5-10, 200, Sr., O'Fallon, Mo.
	21	Angel Johnson, 5-9, 195, Jr., Irene, S.D.

Returning starters indicated in CAPS

DEFENSE

DE	99	Dawson Ripperda, 6-4, 245, So., Larchwood, Iowa
	50	Nick Wells, 6-4, 260, R-Fr., Sioux City, Iowa
NT	93	Max Baloun, 6-6, 285, Jr., Redfield, S.D.
	96	Bryce Hawthorne, 6-3, 285, R-Fr., Osseo, Minn.
or	51	Logan Green, 6-4, 290, So., Northboro, Iowa
DT	52	JAROD DePRIEST, 6-5, 285, Sr., Trivoli, Ill.
	94	Kobe Clayborne, 6-0, 275, Jr., Sioux City, Iowa
or	55	Aaron Wolfcale-Holsten, 6-2, 285, Jr., Gilbert, Ariz.
DE	57	Levi Vanden Bos, 6-3, 250, Jr., Rock Valley, Iowa
	97	Reis Kirschenman, 6-4, 245, R-Fr., Tea, S.D.
LB	29	Graham Spalding, 6-2, 210, Sr., Oviedo, Fla.
	0	Daeton Mcgaughy, 6-0, 205, Sr., Elwood, Kan.
(Will)	40	Aaron Kusler, 6-3, 230, Sr., Sioux Falls, S.D.
LB	32	ADAM BOCK, 6-1, 225, Sr., Solon, Iowa
	5	Cullen McShane, 6-2, 230, So., Marquette, Iowa
(Mike)	11	Joe Ollman, 6-1, 225, So., Mequon, Wis.
LB	9	Caleb Frandl, 6-1, 195, Sr., Grand Island, Neb.
	0	Daeton Mcgaughy, 6-0, 205, Sr., Elwood, Kan.
(Sam)	28	Chase Van Tol, 6-1, 200, R-Fr., Tea, S.D.
LCB	22	Colby Humphrey, 5-11, 185, Sr., Birmingham, Ala.
	4	Steven Arell, 6-3, 195, Jr., Brooklyn Park, Minn.
FS	1	TUCKER LARGE, 5-11, 185, Jr., Sioux Falls, S.D.
	26	Kolten Tilford, 5-9, 180, R-Fr., North Platte, Neb.
SS	23	Matthew Durrance, 6-2, 215, Jr., Lutz, Fla.
	14	Colby Huerter, 6-1, 200, Jr., Katy, Texas
LCB	7	DALYS BEANUM, 6-1, 200, Sr., Omaha, Neb.
	2	Myles Taylor, 6-1, 175, Jr., Gilbert, Ariz.

SPECIAL TEAMS


PK	10	HUNTER DUSTMAN, 6-4, 225, Sr., East Bethel, Minn.	Holder	5	Jon Bell, 6-3 195, Jr., Naperville, Ill.
	99	Jack Stevens, 6-0, 160, Fr., North Augusta, S.C.		25	Cale Reeder, 6-0, 190, Sr., Yorkville, Ill.
P	10	HUNTER DUSTMAN, 6-4, 225, Sr., East Bethel, Minn.	KOR	21	Angel Johnson, 5-9, 195, Jr., Irene, S.D.
	41	Max Pelham, 6-1, 195, Jr., Ankeny, Iowa		20	Kirby Vorhees, 5-11, 205, R-Fr., Lutz, Fla.
Long Snaps	37	KAYDON OLIVIA, 5-11, 215, Jr., Schertz, Texas	PR	1	TUCKER LARGE, 5-11, 185, Jr., Sioux Falls, S.D.
	59	Carson Strohbeen, 6-1, 210, R-Fr., Sioux City, Iowa		7	Dalys Beanum, 6-1, 200, Sr., Omaha, Neb.



South Dakota State University JACKRABBITS

2024 Football Roster

No.	NAME	Pos	Ht	Wt	Yr	HOMETOWN	No.	NAME	Pos	Ht	Wt	Yr	HOMETOWN
0	Daeton Mcgaughy	LB	6-0	205	Sr.	Elwood, Kan.	45	Boden Schiller	LB	6-1	200	Fr.	Volga, S.D.
1	Tucker Large	S	5-11	185	Jr.	Sioux Falls, S.D.	46	Blake Leiferman	TE	6-5	250	Fr.	Kimball, S.D.
2	Marcus Preston	WR	6-2	200	Sr.	Lawrence, Kan.	47	Kytan Fyfe	LB	6-2	205	R-Fr.	Grand Island, Neb.
2	Myles Taylor	CB	6-1	175	Jr.	Gilbert, Ariz.	48	Jack Nash	LB	6-1	185	Fr.	Palmer, Alaska
3	Amar Johnson	RB	5-10	205	Sr.	O'Fallon, Mo.	49	Beau Baker	TE	6-6	250	Fr.	Springfield, Ky.
3	Dontay Johnson	S	6-2	190	So.	Fort Collins, Colo.	50	Gus Miller	OL	6-3	295	Sr.	Brookings, S.D.
4	Steven Arrell	CB	6-3	200	Sr.	Brooklyn Park, Minn.	50	Nick Wells	DE	6-4	260	R-Fr.	Sioux City, Iowa
4	Kentrell Prejean	WR	5-8	160	R-Fr.	Lafayette, La.	51	Logan Green	DT	6-4	290	So.	Northboro, Iowa
5	Jon Bell	QB	6-3	195	Jr.	Naperville, Ill.	52	Jarod DePriest	DT	6-5	285	Sr.	Trivoli, Ill.
5	Cullen McShane	LB	6-2	230	So.	Marquette, Iowa	53	Joseph Vieth	LB	6-3	210	Fr.	Omaha, Neb.
6	Elijah Ervin	WR	6-1	195	Jr.	Phoenix, Ariz.	54	Jalen Lee	OL	6-3	310	Sr.	Robbins, Ill.
6	Jalen B. Lee	CB	6-0	200	So.	Wentzville, Mo.	55	Aaron Wolfcale-Holsten	DT	6-2	285	Jr.	Gilbert, Ariz.
7	Dalys Beanum	CB	6-1	200	Sr.	Omaha, Neb.	56	Fernando Lecuona	DE	6-2	240	Fr.	Omaha, Neb.
7	Chase Mason	QB	6-4	230	Jr.	Hurley, S.D.	57	Levi Vanden Bos	DE	6-3	250	Jr.	Rock Valley, Iowa
8	Sammy Dresie	WR	6-2	185	Fr.	Maize, Kan.	58	Jackson Kerstin	OL	6-4	280	R-Fr.	Naperville, Ill.
8	Blake Peterson	DE	6-4	255	Grad.	Beresford, S.D.	59	Carson Stroheen	LS	6-1	210	R-Fr.	Sioux City, Iowa
9	Caleb Frandl	LB	6-1	195	Sr.	Grand Island, Neb.	61	Evan Beernsten	OL	6-4	300	Sr.	De Pere, Wis.
10	Hunter Dustman	K/P	6-4	225	Sr.	East Bethel, Minn.	62	Kenyon BigBow	OL	6-5	295	R-Fr.	Anadarko, Okla.
11	Mark Gronowski	QB	6-3	230	Sr.	Naperville, Ill.	63	Kyan Rauk	OL	6-8	285	Fr.	Northfield, Minn.
11	Joe Ollman	LB	6-1	225	So.	Mequon, Wis.	64	Ethan Vibert	OL	6-4	310	Sr.	Regina, Saskatchewan
12	Grahm Goering	WR	6-2	200	Jr.	Iowa City, Iowa	66	Rhett Schaefer	DE	6-3	240	Fr.	Walcott, Iowa
13	Jack Amer	QB	6-2	215	R-Fr.	Gilbert, Ariz.	67	Ian Mutchler	OL	6-4	280	R-Fr.	Morton, Ill.
13	Aydan Dautermann	CB	6-0	185	Jr.	Hartford, Wis.	68	Nick Bakken	OL	6-5	275	Fr.	Whitefish Bay, Wis.
14	Colby Huerter	S	6-1	205	Sr.	Katy, Texas	69	Quinten Christensen	OL	6-5	300	Fr.	Wessington Springs, S.D.
15	Devon Cole Jr.	WR	5-10	185	Sr.	Clermont, Fla.	71	Max Chapman	DT	6-2	300	Fr.	Creston, Iowa
15	Hudson Metcalf	LB	6-2	215	Sr.	Soldotna, Alaska	72	Hayden Venenga	OL	6-6	290	Fr.	Willmar, Minn.
16	Noah St-Juste	CB	5-10	175	R-Fr.	Montreal, Quebec	73	Caden Hotz	OL	6-2	280	Fr.	Waverly, Iowa
17	Abe Hoskins III	CB	6-1	195	Sr.	Omaha, Neb.	74	Shane Willenbring	OL	6-4	285	Fr.	La Crosse, Wis.
17	Jack Thue	QB	6-2	190	Fr.	Brandon, S.D.	75	Dawson Rudd	OL	6-6	290	So.	Claremore, Okla.
18	Griffin Wilde	WR	6-2	200	So.	Sioux Falls, S.D.	76	Sam Hagen	OL	6-6	315	Jr.	Fordville, N.D.
19	Jack Smith	WR	6-0	190	Fr.	Sioux Falls, S.D.	77	William Paepke	OL	6-5	295	R-Fr.	Rapid City, S.D.
20	Kirby Vorhees	RB	5-11	205	R-Fr.	Lutz, Fla.	78	Marcus Hicks	OL	6-6	320	Sr.	Wichita, Kan.
21	Angel Johnson	RB	5-9	195	Jr.	Viborg, S.D.	79	Thomas Martian	OL	6-3	280	Fr.	Rapid City, S.D.
22	Colby Humphrey	CB	5-11	185	Sr.	Birmingham, Ala.	80	Lofton O'Groske	WR	6-2	200	Fr.	Coon Rapids, Minn.
23	Matthew Durrance	S	6-2	215	Jr.	Lutz, Fla.	81	Joey Neumann	TE	6-4	235	R-Fr.	Antioch, Ill.
24	Brenden Begeman	RB	6-2	220	R-Fr.	Selby, S.D.	82	Ky Oday Jr.	WR	5-11	180	So.	Denver, Colo.
25	Cale Reeder	S	6-0	190	Sr.	Yorkville, Ill.	83	David Alpers	TE	6-6	240	So.	Sioux Falls, S.D.
26	Kolten Tilford	S	5-9	180	R-Fr.	North Platte, Neb.	84	Joe Randle	WR	6-3	205	R-Fr.	St. Anthony, Minn.
27	Noah Thompson	S	6-0	185	So.	Brandon, S.D.	85	Joe Roll	WR	5-9	180	R-Fr.	Gretna, Neb.
28	Chase Van Tol	LB	6-1	200	R-Fr.	Tea, S.D.	86	Patrick Hoffmann	WR	6-1	195	Sr.	Naperville, Ill.
29	Graham Spalding	LB	6-2	215	Sr.	Oviedo, Fla.	87	Davin Stoffel	TE	6-6	250	R-Fr.	Mosinee, Wis.
30	Cody Cotton	CB	6-0	170	Jr.	Pleasant Prairie, Wis.	88	Greyton Gannon	TE	6-4	235	So.	Eagle, Wis.
31	Trey Ridley	S	6-1	200	Fr.	Overland Park, Kan.	89	Brody Gormley	TE	6-7	245	So.	Topeka, Kan.
32	Adam Bock	LB	6-1	225	Sr.	Solon, Iowa	90	Randy Keumogne	DE	6-3	240	Sr.	Oakdale, Minn.
33	Bryce Johnson	LB	6-3	215	So.	Parker, Colo.	91	Jace Sifore	DT	6-4	290	So.	Howard, S.D.
34	Maxwell Woods	RB	5-10	185	Fr.	Carver, Minn.	92	Sam Watts	DE	6-3	245	Fr.	Cedar Rapids, Iowa
35	Quinton Renfro	RB	5-11	185	Fr.	Joplin, Mo.	93	Max Baloun	DT	6-6	285	Sr.	Redfield, S.D.
36	Dane Miller	WR	6-3	185	So.	Hardy, Neb.	94	Kobe Clayborne	DT	6-0	275	Jr.	Sioux City, Iowa
37	Kaydon Olivia	LS	5-11	215	Jr.	Schertz, Texas	95	Zac Wilson	DE	6-4	245	Sr.	ChIPLEY, Fla.
37	Carsten Reynolds	LB	6-3	205	Fr.	Sedro-wooley, Wash.	96	Bryce Hawthorne	DT	6-3	285	R-Fr.	Osseo, Minn.
38	Max Stanard	S	5-11	190	Fr.	Manhattan, Kan.	96	Jackson Isakson	K/P	6-2	190	R-Fr.	Aberdeen, S.D.
39	Isaac Krael	RB	5-11	175	So.	Crete, Neb.	97	Reis Kirschenman	DE	6-4	245	R-Fr.	Tea, S.D.
40	Brayden Delahoyde	TE	6-5	220	Fr.	Spearfish, S.D.	98	Mac Muller	DT	6-1	270	Fr.	Osage, Iowa
40	Aaron Kusler	LB	6-3	230	Sr.	Sioux Falls, S.D.	99	Dawson Ripperda	DE	6-4	245	So.	Larchwood, Iowa
41	Max Pelham	P	6-1	195	Jr.	Ankeny, Iowa	99	Jack Stevens	K	6-0	160	Fr.	North Augusta, S.C.
42	Anthony Palano	LB	6-1	210	Fr.	Arlington Heights, Ill.							
43	Andrew Gustad	TE	6-1	235	So.	Volin, S.D.							
44	Kevin Brenner	TE	6-3	240	Sr.	Silver Lake, Wis.							



JIMMY ROGERS

Head Coach • Second Season

Alma Mater: South Dakota State, 2009

Jimmy Rogers was introduced as the 21st head football coach in South Dakota State University history on Jan. 20, 2023, continuing his long association with Jackrabbit football that began as a student-athlete and has continued through the coaching ranks.

In his first season as a head coach, Rogers led the Jackrabbits to their second consecutive Football Championship Subdivision national title and finished the 2023 campaign with a perfect 15-0 record. SDSU held the top spot in both major FCS polls throughout the 2023 season and carried a 29-game winning streak — the third-longest winning streak in subdivision history — into his second season. He became the second SDSU head coach in as many years to be honored with the Eddie Robinson Award as the top FCS coach, joining his mentor, John Stiegelmeier, in 2022.

SDSU led the FCS ranks 10 different statistical categories on both sides of the ball in 2023, most notably scoring defense (9.3 points per game), total defense (257.2 yards per game), team passing efficiency (174.26) and third-down conversion percentage (.535). The Jackrabbits raised their level of play during their four-game postseason run, outscoring the opposition by a combined 146-15, including posting a pair of shutouts.

Six members of the 2023 team were honored on All-America teams, including Walter Payton Award winner Mark Gronowski at quarterback. In addition, a total of eight players were either drafted or signed free agent NFL contracts.

Rogers also played an integral role in the Jackrabbits winning their first national title in football during the 2022 season by directing a defense that led the Football Championship Subdivision in rushing defense by allowing only 88.1 yards per game on the ground. SDSU tied for the FCS lead with 18 interceptions and also ranked second in total defense (274.1 yards per game), third in scoring defense (15.8 points per game) and fourth in turnovers gained (26).

The Jackrabbits finished the 2022 season on a 14-game winning streak and held the No. 1 ranking in both the Stats Perform media poll and FCS coaches' poll the final two months of the year.

Rogers was honored as the 2022 FCS Coordinator of the Year by FootballScoop.com, and also was selected to participate in the AFCA's 35 Under 35 Coaches Leadership Institute.

A former standout defensive player for South Dakota State, Rogers returned to his alma mater in June 2013 to coach the Jackrabbit linebackers.

The 2022 campaign marked his first — and only — season as the team's sole defensive coordinator duties after sharing the role for three seasons. He previously was elevated to assistant head coach after the 2019 campaign.

In his first season, Rogers directed a linebacking corps whose three regular starters — R.C. Kilgore, T.J. Lally and Charles Elmore — combined for 290 tackles. Kilgore led the team with 134 tackles and also led the nation with five fumble recoveries en route to first-team all-Missouri Valley Football Conference recognition.

Rogers again coached a 100-tackle performer in 2014 as Lally led the squad with 117 tackles en route to earning second-team all-MVFC recognition.

The 2015 Jackrabbit linebacking crew again featured the squad's top two tacklers as Lally turned in the third 100-tackle season of his career with a team-best 102 stops and Jesse Bobbit added 97 tackles. Lally received second-team all-MVFC recognition for the third time, while Bobbit was an honorable mention selection.

Under Rogers' guidance, Christian Rozeboom burst onto the Football Championship landscape in 2016 by being named MVFC Freshman of the Year and finishing second in the balloting for the STATS FCS Jerry Rice Award as the top freshman in the Football Championship Subdivision after tallying a team-best 132 tackles.

Rogers' linebacking corps again earned multiple awards en route to the FCS title game during the 2020-21 season that was moved to the spring. The team's starters ranked as the top three tacklers during the 10-game season as Adam Bock (74 tackles), Logan Backhaus (72 tackles) and Preston Tetzlaff (70 tackles) paced the squad. Backhaus was honored on a number of All-America teams, while Bock was a freshman All-America honoree and Tetzlaff was awarded the NCAA Elite 90 Award at the national championship.

In all, Rogers coached a 100-tackle linebacker in eight of his 10 seasons leading the position group.

A native of Hamilton, Arizona, Rogers previously served as a graduate assistant at both SDSU (2010-11) and Florida Atlantic University in Boca Raton, Florida (2012).

As a player, Rogers lettered for the Jackrabbits from 2006-09 and was a two-time all-conference selection. He led both the team and the Great West Football Conference with 110 tackles in 2007 as South Dakota State claimed the league title and Rogers was a first-team all-GWFC selection. He again led the squad in tackles in 2008 with 93 en route to earning second-team all-Missouri Valley Football Conference honors.

He was a captain on the Jackrabbits' first FCS playoff team in 2009, recording 66 tackles his senior season to finish his four-year career with 312 stops in 46 games. He also intercepted three passes and forced three fumbles in an SDSU uniform.

THE ROGERS FILE

AS HEAD COACH

- 16-1 record in two seasons
- 2023 Eddie Robinson Award recipient
- Led South Dakota State to first perfect season in program history
- 2023 Missouri Valley Football Conference champion

AS AN ASSISTANT COACH

- Team Record of 97-36 over 10 Seasons as a full-time assistant coach
- 10 Consecutive FCS Playoff Berths
- 2022 FCS National Champions
- Linebackers Coach (2013-22)
- Co-Defensive Coordinator (2019-21)
- Defensive Coordinator (2022)
- FootballScoop.com FCS Coordinator of the Year (2022)
- AFCA 35 Under 35 Coaches Leadership Institute (2022)

AS A PLAYER

- Four-Year Letterman (2006-09)
- Team Captain (2009)
- First-Team All-Great West Football Conference (2007)
- Second-Team All-Missouri Valley Football Conference (2008)
- Two-Time Team Tackles Leader (110 in 2007, 93 in 2008)
- Career Totals Included: 312 Tackles, 3 Interceptions and 3 Forced Fumbles



7-DALYS BEANUM

6-0, 200, Senior • Cornerback

Omaha, Nebraska (Millard West H.S.)

FOOTBALL HONORS AND HIGHLIGHTS:

- All-Missouri Valley Football Conference Honorable Mention (2022, 2023)
- MVFC Commissioner's List of Academic Excellence (2021)
- MVFC Honor Roll (2020-21, 2021, 2023)

OTHER CAREER NOTES:

- Tied for fifth on SDSU career charts with 11 interceptions
- Led team in interceptions in both 2021 (4) and 2023 (5)
- Returned interceptions for touchdowns against Dixie State [Utah Tech] (36 yards) and UC Davis (59 yards) during 2021 season

DALYS BEANUM'S CAREER STATISTICS

YEAR	G	SOLO	AST	TOTAL	TFL-Yds	SACK-Yds	PBU	INT-Yds	BK	FR-Yds	FF
2020-21	7	1	1	2	0-0	0-0	1	0-0	0	0-0	0
2021	15	12	8	20	2.5-3	0-0	1	4-96	0	0-0	1
2022	15	27	10	37	0.5-2	0-0	9	2-10	1	1-0	0
2023	15	15	14	29	0-0	0-0	7	5-66	0	0-0	0
2024	2	7	5	12	0-0	0-0	0	0-0	0	0-0	1
CAREER	54	62	38	100	3.0-5	0-0	18	11-172	1	1-0	2

SDSU CAREER INTERCEPTIONS

1. Charlie Clarksean, 1970-73.....14
2. Mark Struck, 1991-9513
3. Mike Jaunich, 1991-9412
- Wayne Rasmussen, 1961-6312
5. Dan Dummermuth, 1979-8111
- Dalys Benum, 2020-present11**
7. Mike Breske, 1976-8010
- Jim Smith, 1982-8310
- Greg Osmundson, 1986-8910
- Chris Coauette, 2001-0410
- Tyler Koch, 2004-0710
- Conrad Kjerstad, 2007-1010
- Je Ryan Butler, 2012-1510

DALYS BEANUM'S 2020-21 GAME-BY-GAME STATISTICS

Game	Solo	Ast	Total	TFL-Yds	Int-Yds	PBU	FF	FR
Western Illinois	0	1	1	0-0	0-0	1	0	0
Southern Illinois	0	0	0	0-0	0-0	0	0	0
North Dakota St.	0	0	0	0-0	0-0	0	0	0
Holy Cross	0	0	0	0-0	0-0	0	0	0
Southern Illinois	1	0	1	0-0	0-0	0	0	0
Delaware	0	0	0	0-0	0-0	0	0	0
Sam Houston	0	0	0	0-0	0-0	0	0	0
Season Totals	1	1	2	0-0	0-0	1	0	0

DALYS BEANUM'S 2021 GAME-BY-GAME STATISTICS

Game	Solo	Ast	Total	TFL-Yds	Int-Yds	PBU	FF	FR
Colorado State	2	1	3	0-0	0-0	0	0	0
Lindenwood	1	0	1	0-0	0-0	0	0	0
Indiana State	0	3	3	0.5-0	0-0	0	0	0
Dixie State	1	1	2	0.5-1	1-36	0	0	0
Southern Illinois	1	1	2	0-0	0-0	0	0	0
Western Illinois	1	0	1	1.0-2	0-0	0	0	0
Northern Iowa	0	1	1	0-0	0-0	0	0	0
Youngstown St.	0	1	1	0.5-0	0-0	0	0	0
North Dakota St.	0	0	0	0-0	0-0	0	0	0
South Dakota	0	0	0	0-0	0-0	0	0	0
North Dakota	0	0	0	0-0	0-0	0	0	0
UC Davis	1	0	1	0-0	3-60	0	0	0
Sacramento St.	2	0	2	0-0	0-0	1	0	0
Villanova	3	0	3	0-0	0-0	0	1	0
Montana State	0	0	0	0-0	0-0	0	0	0
Season Totals	12	8	20	2.5-3	4-96	1	1	0

JACKRABBITS TO WATCH

DALYS BEANUM'S 2022 GAME-BY-GAME STATISTICS

Game	Solo	Ast	Total	TFL-Yds	Int-Yds	PBU	FF	FR
Iowa	2	2	4	0-0	0-0	0	0	0
UC Davis	1	2	3	0.5-2	0-0	0	0	0
Butler	0	1	1	0-0	0-0	1	0	0
Missouri State	2	0	2	0-0	0-0	0	0	0
Western Illinois	0	2	2	0-0	0-0	1	0	0
South Dakota	2	1	3	0-0	1-0	0	0	0
North Dakota St.	4	0	4	0-0	0-0	1	0	0
North Dakota	1	0	1	0-0	0-0	0	0	0
Indiana State	1	0	1	0-0	1-10	1	0	0
Northern Iowa	1	0	1	0-0	0-0	0	0	0
Illinois State	1	0	1	0-0	0-0	1	0	0
Delaware	3	0	3	0-0	0-0	0	0	0
Holy Cross	6	2	7	0-0	0-0	2	0	0
Montana State	2	0	2	0-0	0-0	1	0	0
North Dakota St.	1	0	1	0-0	0-0	1	0	1
Season Totals	27	10	37	0.5-2	2-10	9	0	1

Note: Blocked punt versus South Dakota

DALYS BEANUM'S 2024 GAME-BY-GAME STATISTICS

Game	Solo	Ast	Total	TFL-Yds	Sack-Yds	Int-Yds	FF	FR
Oklahoma State	3	4	7	0-0	0-0	0-0	0	0
Incarnate Word	4	1	5	0-0	0-0	0-0	1	0
Season Totals	7	5	12	0-0	0-0	0-0	1	0

DALYS BEANUM'S 2023 GAME-BY-GAME STATISTICS

Game	Solo	Ast	Total	TFL-Yds	Int-Yds	PBU	FF	FR
Western Oregon	1	0	1	0-0	0-0	0	0	0
Montana State	0	2	2	0-0	0-0	0	0	0
Drake	0	0	0	0-0	0-0	0	0	0
North Dakota	2	1	3	0-0	0-0	1	0	0
Illinois State	4	2	6	0-0	0-0	2	0	0
Northern Iowa	2	0	2	0-0	0-0	0	0	0
Southern Illinois	1	2	3	0-0	1-31	0	0	0
South Dakota	0	2	2	0-0	0-0	2	0	0
North Dakota St.	1	2	3	0-0	0-0	1	0	0
Youngstown St.	1	0	1	0-0	0-0	0	0	0
Missouri State	1	1	2	0-0	0-0	0	0	0
Mercer	0	1	1	0-0	1-0	0	0	0
Villanova	2	1	3	0-0	1-0	0	0	0
UAlbany	0	0	0	0-0	1-0	0	0	0
Montana	0	0	0	0-0	1-35	0	0	0
Season Totals	15	14	29	0-0	5-66	7	0	0



32-ADAM BOCK

6-1, 225, Senior • Linebacker

Solon, Iowa (Solon H.S.)

FOOTBALL HONORS AND HIGHLIGHTS:

- Stats Perform FCS Buck Buchanan Award Finalist (2021)
- HERO Sports FCS All-America First Team (2021)
- Stats Perform FCS All-America Second Team (2021)
- HERO Sports FCS Sophomore All-America Team (2021)
- HERO Sports FCS Freshman All-America Team (2020-21)
- All-Missouri Valley Football Conference First Team (2021, 2022)
- MVFC All-Newcomer Team (2020-21)
- MVFC Defensive Player of the Week (April 17, 2021; Sept. 3, 2022)
- Football Championship Subdivision Athletics Directors Association Academic All-Star (2023)
- College Sports Communicators Academic All-District (2022)
- MVFC All-Academic/Scholar-Athlete First Team (2021, 2022, 2023)
- MVFC Commissioner's Academic Excellence Award (2020-21, 2022, 2023)
- MVFC Honor Roll (2019, 2020-21, 2021, 2022, 2023)
- Team Captain (2022, 2023, 2024)
- Returned interception 39 yards for touchdown in Nov. 27, 2021 FCS playoff game versus UC Davis
- Blocked and returned PAT for defensive extra point Oct. 30, 2021 at Youngstown State
- Has recorded double figures for tackles in a game 15 times in his career

SDSU SINGLE-SEASON TACKLES

1. Ross Shafrath, 2012	150
2. R.C. Kilgore, 2013	134
3. Christian Rozeboom, 2016	132
4. Christian Rozeboom, 2017	127
5. Adam Bock, 2021.....	125
6. T.J. Lally, 2014	117
7. Chris Coauette, 2004.....	115
8. Christian Rozeboom, 2019	111
9. Jimmy Rogers, 2007	110
Jesse Bobbit, 2016	110

SDSU CAREER TACKLES

1. Christian Rozeboom, 2016-19	475
2. Greg Osmundson, 1986-89	435
3. T.J. Lally, 2012-15.....	415
4. J.D. Alexander, 1971-74	393
5. Adam Bock, 2019-present	365
6. Darrin Thurston, 1984-87	340
7. Logan Backhaus, 2017-21	329
8. Mark Huelskamp, 1972-75	328
9. Sterne Akin, 1995-98	325
10. Doug Miller, 1989-92	322

Note: Tackles not officially recognized as an NCAA statistic until 2000

ADAM BOCK'S CAREER STATISTICS

YEAR	G	SOLO	AST	TOTAL	TFL-Yds	SACK-Yds	PBU	INT-Yds	BK	FR-Yds	FF
2019	4	3	1	4	0-0	0-0	0	0-0	0	0-0	0
2020-21	10	36	38	74	5.5-20	2.0-15	0	0-0	0	0-0	0
2021	15	66	59	125	9.5-31	2.5-15	6	2-55	1	0-0	2
2022	11	39	37	76	7.5-26	4.0-17	0	0-0	0	1-0	1
2023	10	35	30	65	2.5-12	2.0-11	0	0-0	0	0-0	2
2024	1	11	10	21	3.0-8	0-0	0	0-0	0	0-0	0
CAREER	52	190	175	365	28.0-97	10.5-58	6	2-55	1	1-0	5

ADAM BOCK'S 2019 GAME-BY-GAME STATISTICS

Game	Solo	Ast	Total	TFL-Yds	Sack-Yds	Int-Yds	FF	FR
Drake	0	0	0	0-0	0-0	0-0	0	0
North Dakota St.	0	0	0	0-0	0-0	0-0	0	0
Illinois State	2	0	2	0-0	0-0	0-0	0	0
Northern Iowa	1	1	2	0-0	0-0	0-0	0	0
Season Totals	3	1	4	0-0	0-0	0-0	0	0

ADAM BOCK'S 2020-21 GAME-BY-GAME STATISTICS

Game	Solo	Ast	Total	TFL-Yds	Sack-Yds	Int-Yds	FF	FR
Northern Iowa	4	1	5	1.0-7	1.0-7	0-0	0	0
North Dakota	0	0	0	0-0	0-0	0-0	0	0
Western Illinois	3	5	8	0-0	0-0	0-0	0	0
Youngstown St.	1	1	2	0-0	0-0	0-0	0	0
Southern Illinois	2	8	10	0-0	0-0	0-0	0	0
North Dakota St.	8	5	13	2.5-4	0-0	0-0	0	0
Holy Cross	3	6	9	0-0	0-0	0-0	0	0
Southern Illinois	7	6	13	1.0-1	0-0	0-0	0	0
Delaware	4	2	6	1.0-8	1.0-8	0-0	0	0
Sam Houston	4	4	8	0-0	0-0	0-0	0	0
Season Totals	36	38	74	5.5-20	2.0-15	0-0	0	0

JACKRABBITS TO WATCH

ADAM BOCK'S 2021 GAME-BY-GAME STATISTICS

Game	Solo	Ast	Total	TFL-Yds	Sack-Yds	Int-Yds	FF	FR
Colorado State	7	1	8	2.0-3	0-0	0-0	0	0
Lindenwood	2	1	3	0-0	0-0	0-0	0	0
Indiana State	0	10	10	0.5-0	0-0	1-16	0	0
Dixie State	2	1	3	0-0	0-0	0-0	0	0
Southern Illinois	10	7	17	0.5-2	0.5-2	0-0	1	0
Western Illinois	5	2	7	0-0	0-0	0-0	0	0
Northern Iowa	6	4	10	0-0	0-0	0-0	0	0
Youngstown St.	2	1	3	0.5-1	0-0	0-0	0	0
North Dakota St.	5	8	13	2.5-8	1.0-2	0-0	1	0
South Dakota	11	3	14	2.0-13	1.0-11	0-0	0	0
North Dakota	5	7	12	1.0-2	0-0	0-0	0	0
UC Davis	3	3	6	0-0	0-0	0-0	0	0
Sacramento St.	1	5	6	0-0	0-0	0-0	0	0
Villanova	3	4	7	0-0	0-0	0-0	0	0
Montana State	4	2	6	0.5-2	0-0	0-0	0	0
Season Totals	66	59	125	9.5-31	2.5-15	1-16	2	0

Note: Blocked and returned extra point for 2-point defensive conversion Oct. 30 at Youngstown State

ADAM BOCK'S 2023 GAME-BY-GAME STATISTICS

Game	Solo	Ast	Total	TFL-Yds	Sack-Yds	Int-Yds	FF	FR
Western Oregon	DNP-Injury							
Montana State	DNP-Injury							
Drake	DNP-Injury							
North Dakota	5	5	10	1.5-9	1.0-8	0-0	0	0
Illinois State	DNP-Injury							
Northern Iowa	DNP-Injury							
Southern Illinois	2	0	2	0-0	0-0	0-0	0	0
South Dakota	4	2	6	0-0	0-0	0-0	0	0
North Dakota St.	2	2	4	0-0	0-0	0-0	1	0
Youngstown St.	2	5	7	1.0-3	1.0-3	0-0	0	0
Missouri State	4	2	6	0-0	0-0	0-0	0	0
Mercer	0	1	1	0-0	0-0	0-0	0	0
Villanova	5	6	11	0-0	0-0	0-0	0	0
UAlbany	4	3	7	0-0	0-0	0-0	0	0
Montana	7	4	11	0-0	0-0	0-0	1	0
Season Totals	35	30	65	2.5-12	2.0-11	0-0	2	0

ADAM BOCK'S 2022 GAME-BY-GAME STATISTICS

Game	Solo	Ast	Total	TFL-Yds	Sack-Yds	Int-Yds	FF	FR
Iowa	6	7	13	0-0	0-0	0-0	1	1
UC Davis	6	3	9	1.0-1	0-0	0-0	0	0
Butler	3	1	4	0-0	0-0	0-0	0	0
Missouri State	4	3	7	1.0-5	1.0-5	0-0	0	0
Western Illinois	8	2	10	0-0	0-0	0-0	0	0
South Dakota	3	4	7	2.5-10	2.0-9	0-0	0	0
North Dakota St.	1	6	7	0-0	0-0	0-0	0	0
North Dakota	1	0	1	0-0	0-0	0-0	0	0
Indiana St.	DNP-Injury							
Northern Iowa	DNP-Injury							
Illinois State	DNP-Injury							
Delaware	DNP-Injury							
Holy Cross	1	3	4	0.5-4	0-0	0-0	0	0
Montana State	6	2	8	2.5-6	1.0-3	0-0	0	0
North Dakota St.	0	6	6	0-0	0-0	0-0	0	0
Season Totals	39	37	76	7.5-26	4.0-17	0-0	1	1

ADAM BOCK'S 2024 GAME-BY-GAME STATISTICS

Game	Solo	Ast	Total	TFL-Yds	Sack-Yds	Int-Yds	FF	FR
Oklahoma State	6	6	12	0-0	0-0	0-0	0	0
Incarnate Word	5	4	9	3.0-8	0-0	0-0	0	0
Season Totals	11	10	21	3.0-8	0-0	0-0	0	0



11-MARK GRONOWSKI

6-3, 230, Senior • Quarterback

Naperville, Illinois (Neuqua Valley H.S.)

FOOTBALL HONORS AND HIGHLIGHTS:

- Walter Payton Award (2023)
- Football Championship Subdivision Athletics Directors Association Offensive Player of the Year (2023)
- Phil Steele FCS Offensive Player of the Year (2023)
- Phil Steele FCS Freshman of the Year (2020-21)
- Stats Perform Jerry Rice Award Finalist/Runner-up (2020-21)
- Associated Press FCS All-America First Team (2023)
- Stats Perform FCS All-America First Team (2023)
- FCS ADA All-America Team (2023)
- Walter Camp FCS All-America First Team (2023)
- American Football Coaches Association FCS All-America Second Team (2023)
- HERO Sports FCS Freshman All-America Team (2020-21)
- HERO Sports FCS Sophomore All-America Team (2022)
- Missouri Valley Football Conference Offensive Player of the Year (2020-21, 2023)
- MVFC Newcomer of the Year (2020-21)
- MVFC Freshman of the Year (2020-21)
- All-MVFC First Team (2020-21, 2023)
- All-MVFC Second Team (2022)
- Stats Perform FCS National Freshman Player of the Week (Feb. 19, 2021)
- MVFC Offensive Player of the Week (March 6, 2021; Sept. 24, 2022; Oct. 22, 2022; Nov. 18, 2023)
- MVFC Newcomer of the Week (Feb. 19, 2021; April 17, 2021)
- Football Championship Subdivision Athletics Directors Association Scholar-Athlete of the Year (2023)
- College Sports Communicators Academic All-America Second Team (2023)
- FCS ADA Academic All-Star (2023)
- CSC Academic All-District (2022, 2023)
- MVFC Scholar-Athlete First Team (2022, 2023)
- MVFC Commissioner's Academic Excellence Award (2021, 2022, 2023)
- MVFC Honor Roll (2020-21, 2021, 2022, 2023)
- Team Captain (2022, 2023, 2024)

SDSU CAREER PASSING YARDS

1. Taryn Christion, 2015-18	11,535
2. Austin Sumner, 2011-14	9,458
3. Mark Gronowski, 2020-present	8,139
4. Ryan Berry, 2005-08	6,023
5. Ted Wahl, 1985-88	6,016
6. Brad Nelson, 2001-04	5,382
7. Andy Rennerfeldt, 1997-2000	5,377
8. Dan Fjeldheim, 1999-2002	5,176
9. Todd McDonald, 1990-93	4,999
10. Mike Busch, 1984-85	4,980

SDSU SINGLE-SEASON PASSING YARDS

1. Taryn Christion, 2016	3,714
2. Taryn Christion, 2017	3,515
3. Chris Oladokun, 2021	3,164
4. Brad Nelson, 2003	3,141
5. Ryan Berry, 2008	3,106
6. Mark Gronowski, 2023	3,058
7. Taryn Christion, 2018	3,020
8. Austin Sumner, 2013	2,999
9. Mark Gronowski, 2022	2,967
10. Todd McDonald, 1993	2,715

SDSU CAREER TOTAL OFFENSE

1. Taryn Christion, 2015-18	13,050
2. Mark Gronowski, 2020-present	9,552
3. Austin Sumner, 2011-14	9,284
4. Ted Wahl, 1985-88	7,245
5. Josh Ranek, 1997-2001	6,745
6. Zach Zenner, 2011-14	6,548
7. Ryan Berry, 2005-08	5,971
8. Andy Rennerfeldt, 1997-2000	5,765
9. Gary Maffett, 1977-79	5,282
10. Todd McDonald, 1990-93	5,248

MARK GRONOWSKI'S CAREER STATISTICS

Year	GP	Eff.	Comp	Att	Int	Pct.	Yds	TD	LG	Rush	Yds	TD	LG
2020-21	10	150.51	108	188	3	57.4	1,565	15	*76	83	577	7	*80
2021	DNP-Injury												
2022	15	156.47	232	356	5	65.2	2,967	26	57	111	408	12	51
2023	15	179.67	209	307	5	68.1	3,058	29	*60	93	402	8	32
2024	2	151.35	41	68	2	60.3	549	6	61	13	26	0	10
Career	42	162.62	590	919	15	64.1	8,139	76	*76	300	1,413	27	*80

* denotes touchdown

MARK GRONOWSKI'S 2020-21 GAME-BY-GAME STATISTICS

Game	Comp	Att	Int	Yds	TD	LG	Rush	Yds	TD	LG
^Northern Iowa	19	29	0	194	2	43	10	24	1	13
^North Dakota	16	32	2	309	2	*76	7	-5	0	5
^Western Illinois	12	19	0	178	2	*44	4	120	2	*80
^Youngstown State	12	28	1	158	1	39	9	15	1	8
^Southern Illinois	7	11	0	63	0	20	13	103	2	17
^North Dakota State	10	14	0	149	1	28	16	126	0	55
^Holy Cross	12	21	0	153	3	*45	2	15	0	9
^Southern Illinois	9	16	0	183	2	31	13	142	1	*67
^Delaware+	10	16	0	162	2	36	7	27	0	13
^Sam Houston	1	2	0	16	0	16	2	10	0	3
Season Totals	108	188	3	1,565	15	*76	83	577	7	*80

^ started game

+ caught 24-yard touchdown pass

JACKRABBITS TO WATCH

SDSU CAREER

PASSING TOUCHDOWNS

1. Taryn Christion, 2015-18	104
2. Mark Gronowski, 2020-present	76
3. Austin Sumner, 2011-14	65
4. Ryan Berry, 2005-08	56
5. Brad Nelson, 2001-04	47
6. Ted Wahl, 1985-88	43
7. Ron Meyer, 1963-65	41
8. Todd McDonald, 1990-93	36
9. Noel Bouché, 1996-98	36
10. Dan Fjeldheim, 1999-2002	32
Andy Rennerfeldt, 1997-2000	32

SINGLE-SEASON

PASSING TOUCHDOWNS

1. Taryn Christion, 2017	35
2. Taryn Christion, 2018	32
3. Ryan Berry, 2008	30
Taryn Christion, 2016	30
5. Mark Gronowski, 2023	29
6. Brad Nelson, 2003	27
7. Mark Gronowski, 2022	26
8. Todd McDonald, 1993	25
Chris Oladokun, 2021	25
10. Brad Nelson, 2004	20

SDSU CAREER

RUSHING TOUCHDOWNS

1. Josh Ranek, 1997-2001	62
2. Zach Zenner, 2011-14	61
3. Isaiah Davis, 2020-23	50
4. Kyle Minett, 2007-10	47
5. Pierre Strong, Jr.; 2018-21	40
6. Jerry Welch, 1951-54	34
7. Dan Sonnek, 1984-87	32
8. Scott Nedved, 1998-2002	30
9. Anthony Watson, 2003-06	29
10. Mark Gronowski, 2020-present	27

MARK GRONOWSKI'S 2022 GAME-BY-GAME STATISTICS

Game	Comp	Att	Int	Yds	TD	LG	Rush	Yds	TD	LG
^Iowa	10	26	0	87	0	20	10	-21	0	3
^UC Davis	13	21	2	110	1	17	7	9	2	7
^Butler	17	25	0	279	3	54	8	55	1	23
^Missouri State	22	29	0	319	4	*40	7	9	0	7
^Western Illinois	17	33	0	188	1	20	3	8	1	11
^South Dakota	12	20	1	136	1	*28	9	43	0	8
^North Dakota State	16	21	0	152	0	39	9	2	0	14
^North Dakota	15	20	0	197	3	39	6	20	2	10
^Indiana State	22	28	0	233	3	24	2	9	1	7
^Northern Iowa	21	34	1	263	1	57	4	20	0	11
^Illinois State	20	28	1	283	1	51	13	25	1	14
^Delaware	11	15	0	131	1	34	8	73	1	51
^Holy Cross	12	22	0	177	2	44	10	47	1	18
^Montana State	10	13	0	189	2	38	10	52	1	16
^North Dakota State	14	21	0	223	3	44	5	57	1	*51
Season Totals	232	356	5	2,967	26	57	111	408	12	*51

MARK GRONOWSKI'S 2023 GAME-BY-GAME STATISTICS

Game	Comp	Att	Int	Yds	TD	LG	Rush	Yds	TD	LG
^Western Oregon	8	10	0	121	1	*31	2	11	1	*6
^Montana State	13	22	0	184	2	40	10	26	1	*20
^Drake	18	25	1	226	5	24	3	19	1	11
^North Dakota	13	22	0	167	1	27	4	22	1	14
^Illinois State	11	17	0	171	3	*60	8	38	1	*14
^Northern Iowa	21	26	0	291	3	38	7	30	1	11
^Southern Illinois	15	21	1	161	1	*49	5	-9	0	8
^South Dakota	13	19	1	207	0	52	7	43	0	13
^North Dakota State	12	19	0	213	2	*46	7	10	0	10
^Youngstown State	19	28	0	295	3	*56	1	5	0	5
^Missouri State	16	23	0	323	2	40	7	25	1	14
^Mercer	11	16	1	158	1	28	11	40	0	11
^Villanova	11	19	0	101	1	26	8	39	0	15
^UAlbany	15	19	0	265	3	47	5	50	0	32
^Montana	13	21	1	175	1	34	8	53	1	33
Season Totals	209	307	5	3,058	29	*60	93	402	8	33

MARK GRONOWSKI'S 2024 GAME-BY-GAME STATISTICS

Game	Comp	Att	Int	Yds	TD	LG	Rush	Yds	TD	LG
^Oklahoma State	20	36	1	264	2	*60	10	17	0	10
^Incarnate Word	21	32	1	285	4	61	3	9	0	5
Season Totals	41	68	2	549	6	61	13	26	0	10

^ started game

* denotes touchdown



3-AMAR JOHNSON

5-10, 200, Senior • Running Back

O'Fallon, Missouri (Chaminade College Prep)

FOOTBALL HONORS AND HIGHLIGHTS:

- All-Missouri Valley Football Conference First Team (2023)
- MVFC Honor Roll (2021, 2022)

AMAR JOHNSON'S CAREER STATISTICS

Year	Rush	Yds	Avg	TD	LG	Rec	Yds	TD	LG	KOR	Yds	Avg	TD	LG
2021	86	427	5.0	3	28	2	38	0	34	6	102	17.0	0	29
2022	130	744	5.7	7	55	13	125	1	29	1	17	17.0	0	17
2023	128	801	6.3	4	54	12	122	0	17	12	282	23.5	0	51
2024	28	185	6.6	2	40	5	33	0	13	0	0	0.0	0	0
Career	372	2,157	5.8	16	55	32	318	1	34	19	401	21.1	0	51

* denotes touchdown

AMAR JOHNSON'S 2021 GAME-BY-GAME STATISTICS

Game	Rush	Yds	TD	LG	Rec	Yds	TD	LG	KOR	Yds	TD	LG
Colorado State	3	2	0	3	0	0	0	0	0	0	0	0
Lindenwood	15	105	1	28	0	0	0	0	0	0	0	0
Indiana State	9	44	1	22	1	34	0	34	0	0	0	0
Dixie State	9	33	0	11	0	0	0	0	0	0	0	0
Southern Illinois	1	8	0	8	0	0	0	0	1	21	0	21
Western Illinois	11	57	0	20	0	0	0	0	1	22	0	22
Northern Iowa	0	0	0	0	0	0	0	0	0	0	0	0
Youngstown State	18	87	1	16	0	0	0	0	0	0	0	0
North Dakota State	2	1	0	2	0	0	0	0	0	0	0	0
South Dakota	0	0	0	0	1	4	0	4	1	29	0	29
North Dakota	0	0	0	0	0	0	0	0	0	0	0	0
UC Davis	4	26	0	13	0	0	0	0	2	14	0	15
Sacramento State	0	0	0	0	0	0	0	0	0	0	0	0
Villanova	14	64	0	24	0	0	0	0	1	16	0	16
Montana State	DNP											
Season Totals	86	427	3	28	2	38	0	34	6	102	0	29

AMAR JOHNSON'S 2022 GAME-BY-GAME STATISTICS

Game	Rush	Yds	TD	LG	Rec	Yds	TD	LG	KOR	Yds	TD	LG
Iowa	2	3	0	2	0	0	0	0	0	0	0	0
UC Davis	6	39	0	9	1	5	0	5	0	0	0	0
Butler	4	11	0	6	1	29	0	29	0	0	0	0
Missouri State	7	42	0	24	0	0	0	0	1	17	0	0
Western Illinois	9	33	0	10	1	3	0	3	0	0	0	0
South Dakota	14	53	0	10	0	0	0	0	0	0	0	0
North Dakota State	12	89	1	29	2	19	0	17	0	0	0	0
North Dakota	14	71	1	20	0	0	0	0	0	0	0	0
Indiana State	10	75	1	27	2	22	0	20	0	0	0	0
Northern Iowa	11	39	1	16	0	0	0	0	0	0	0	0
Illinois State	8	39	0	16	0	0	0	0	0	0	0	0
Delaware	9	40	1	9	0	0	0	0	0	0	0	0
Holy Cross	5	15	0	5	0	0	0	0	0	0	0	0
Montana State	10	69	1	38	3	31	1	23	0	0	0	0
North Dakota State	9	126	1	55	1	0	0	0	0	0	0	0
Season Totals	130	744	7	55	13	125	1	29	1	17	0	17

SDSU CAREER RUSHING YARDS

1. Josh Ranek, 1997-20016,744
2. Zach Zenner, 2011-146,548
3. Isaiah Davis, 2020-23.....4,548
4. Pierre Strong, Jr., 2018-214,527
5. Kyle Minett, 2007-104,277
6. Anthony Watson, 2003-063,712
7. Dan Sonnek, 1984-873,304
8. Les Tuma, 1970-733,018
9. Cory Koenig, 2004-072,990
10. Brady Mengarelli, 2014-172,677

Amar Johnson, 2021-present2,157

JACKRABBITS TO WATCH

100-YARD RUSHING GAMES

126 yards • vs. North Dakota State, 1-8-2023
 112 yards • vs. Incarnate Word, 9-7-2024
 107 yards • vs. Mercer, 12-2-2023
 106 yards • at Illinois State, 10-7-2023
 105 yards • vs. Lindenwood, 9-11-2021

AMAR JOHNSON'S 2023 GAME-BY-GAME STATISTICS

Game	Rush	Yds	TD	LG	Rec	Yds	TD	LG	KOR	Yds	TD	LG
Western Oregon	8	70	0	30	0	0	0	0	1	20	0	20
Montana State	5	47	0	26	2	19	0	17	0	0	0	0
Drake	12	63	1	17	1	6	0	6	2	73	0	51
North Dakota	13	56	0	13	2	23	0	13	0	0	0	0
Illinois State	11	106	0	44	0	0	0	0	1	34	0	34
Northern Iowa	9	35	0	8	2	23	0	15	1	20	0	20
Southern Illinois	10	67	0	24	1	1	0	1	2	48	0	25
South Dakota	8	66	2	20	1	8	0	8	1	14	0	14
North Dakota State	9	36	0	14	1	15	0	15	1	17	0	17
Youngstown State	2	6	0	7	0	0	0	0	0	0	0	0
Missouri State	10	45	1	11	0	0	0	0	3	56	0	21
Mercer	11	107	0	54	1	17	0	17	0	0	0	0
Villanova	4	13	0	6	0	0	0	0	0	0	0	0
UAlbany	7	34	0	11	0	0	0	0	0	0	0	0
Montana	9	50	0	13	1	10	0	10	0	0	0	0
Season Totals	128	801	4	54	12	122	0	17	12	282	0	51

AMAR JOHNSON'S 2024 GAME-BY-GAME STATISTICS

Game	Rush	Yds	TD	LG	Rec	Yds	TD	LG	KOR	Yds	TD	LG
Oklahoma State	9	73	0	40	2	17	0	13	0	0	0	0
Incarnate Word	19	112	2	13	3	16	0	11	0	0	0	0
Season Totals	28	185	2	40	5	33	0	13	0	0	0	0



1-TUCKER LARGE

5-11, 180, Junior • Safety/Punt Returner
Sioux Falls, South Dakota (Roosevelt H.S.)

FOOTBALL HONORS AND HIGHLIGHTS:

- All-Missouri Valley Football Conference First Team (2023–Defensive Back)
- All-MVFC Second Team (2023–Return Specialist)
- MVFC All-Newcomer Team (2022)
- MVFC Special Teams Player of the Week (Sept. 16, 2023)
- MVFC Commissioner's Academic Excellence Award (2022)
- MVFC Honor Roll (2021, 2022)

TUCKER LARGE'S CAREER STATISTICS

Year	Solo	Ast	Total	TFL-Yds	Sack-Yds	Int-Yds	PBU	FF	FR-Yds	PR	Yds	Avg	TD	LG
2021	0	0	0	0-0	0-0	0-0	0	0	0-0	0	0	0.0	0	0
2022	18	10	28	0-0	0-0	0-0	2	0	0-0	0	0	0.0	0	0
2023	30	19	49	1.0-7	0-0	4-81	9	0	0-0	21	396	18.9	1	*79
2024	4	0	4	0-0	0-0	0-0	0	0	0-0	0	0	0.0	0	0
Career	52	29	81	1.0-7	0-0	4-81	11	0	0-0	21	396	18.9	1	*79

* denotes touchdown

Played in three games (Colorado State, Youngstown State, Sacramento State) during 2021 season, but did not factor into any statistics

TUCKER LARGE'S 2022 GAME-BY-GAME STATISTICS

Game	Solo	Ast	Total	TFL-Yds	Int-Yds	PBU	FF	FR-Yds	PR	Yds	TD	LG
Iowa	0	0	0	0-0	0-0	0	0	0-0	0	0	0	0
UC Davis	4	3	7	0-0	0-0	1	0	0-0	0	0	0	0
Butler	1	2	3	0-0	0-0	0	0	0-0	0	0	0	0
Missouri State	2	0	2	0-0	0-0	0	0	0-0	0	0	0	0
Western Illinois	0	0	0	0-0	0-0	0	0	0-0	0	0	0	0
South Dakota	0	0	0	0-0	0-0	0	0	0-0	0	0	0	0
North Dakota State	1	2	3	0-0	0-0	0	0	0-0	0	0	0	0
North Dakota	2	1	3	0-0	0-0	0	0	0-0	0	0	0	0
Indiana State	1	0	1	0-0	0-0	0	0	0-0	0	0	0	0
Northern Iowa	1	0	1	0-0	0-0	1	0	0-0	0	0	0	0
Illinois State	0	0	0	0-0	0-0	0	0	0-0	0	0	0	0
Delaware	2	0	2	0-0	0-0	0	0	0-0	0	0	0	0
Holy Cross	1	2	3	0-0	0-0	0	0	0-0	0	0	0	0
Montana State	1	0	1	0-0	0-0	0	0	0-0	0	0	0	0
North Dakota State	2	0	2	0-0	0-0	0	0	0-0	0	0	0	0
Season Totals	18	10	28	0-0	0-0	2	0-0	0-0	0	0	0	0

TUCKER LARGE'S 2023 GAME-BY-GAME STATISTICS

Game	Solo	Ast	Total	TFL-Yds	Int-Yds	PBU	FF	FR-Yds	PR	Yds	TD	LG
Western Oregon	1	0	1	0-0	1-64	0	0	0-0	1	25	0	25
Montana State	7	0	7	0-0	0-0	0	0	0-0	0	0	0	0
Drake	1	0	1	0-0	0-0	1	0	0-0	4	+149	0	61
North Dakota	2	0	2	0-0	0-0	0	0	0-0	2	59	0	51
Illinois State	2	0	2	0-0	0-0	0	0	0-0	0	0	0	0
Northern Iowa	0	0	0	0-0	0-0	1	0	0-0	1	2	0	2
Southern Illinois	3	4	7	0-0	0-0	0	0	0-0	2	8	0	7
South Dakota	3	1	4	0-0	1-0	0	0	0-0	2	4	0	8
North Dakota State	4	4	8	0-0	0-0	0	0	0-0	1	28	0	28
Youngstown State	1	3	4	0-0	1-5	0	0	0-0	1	1	0	1
Missouri State	1	1	2	0-0	0-0	3	0	0-0	4	18	0	6
Mercer	0	0	0	0-0	0-0	0	0	0-0	1	17	0	17
Villanova	2	2	4	0-0	0-0	2	0	0-0	1	6	0	6
UAlbany	0	1	1	0-0	1-12	0	0	0-0	1	79	1	*79
Montana	3	3	6	1.0-7	0-0	2	0	0-0	0	0	0	0
Season Totals	30	19	49	1.0-7	0-0	9	0	0-0	21	396	1	*79

+ Single-game school record

JACKRABBITS TO WATCH

TUCKER LARGE'S 2024 GAME-BY-GAME STATISTICS

Game	Solo	Ast	Total	TFL-Yds	Int-Yds	PBU	FF	FR-Yds	PR	Yds	TD	LG
Oklahoma State	4	0	4	0-0	0-0	0	0	0-0	0	0	0	0
Incarnate Word	0	0	0	0-0	0-0	0	0	0-0	0	0	0	0
Season Totals	4	0	4	0-0	0-0	0	0	0-0	0	0	0	0

FOOTBALL CHAMPIONSHIP SUBDIVISION POLLS

STATS PERFORM FCS POLL — SEPT. 9

PL.	SCHOOL	2024 RECORD	POINTS	PR
1.	<i>South Dakota State</i> [44]	1-1	1,386	1
2.	North Dakota State [6]	1-1	1,333	2
3.	Montana State [6]	3-0	1,301	3
4.	Idaho	1-1	1,195	7
5.	Villanova	2-0	1,175	5
6.	South Dakota	1-1	1,127	6
7.	Central Arkansas	1-1	946	9
8.	Montana	1-1	927	4
9.	Southern Illinois	1-1	919	10
10.	North Dakota	1-1	853	23
11.	Sacramento State	0-2	834	8
12.	Incarnate Word	1-1	646	12
13.	William & Mary	1-1	632	13
14.	Chattanooga	0-2	610	11
15.	UC Davis	1-1	578	18
16.	Tarleton State	2-1	452	20
17.	UAlbany	1-1	430	16
18.	Illinois State	1-1	374	21
19.	Lafayette	1-1	347	19
20.	Weber State	1-1	33	24
21.	Youngstown State	1-1	252	25
22.	Elon	1-1	216	NR
23.	Mercer	2-0	207	NR
24.	Nicholls	0-2	200	22
25.	Abilene Christian	1-1	122	NR

Notes: First-place votes in brackets; opponents listed in **bold**

Teams receiving votes: Southeast Missouri State, 111; Richmond, 100; Wofford, 85; **Northern Iowa**, 70; Florida A&M, 69; Western Carolina, 67; Eastern Illinois, 64; Furman, 52; Campbell, 49; Southern Utah, 48; Lamar, 15; Alabama State, 13; North Carolina Central, 12; Saint Francis, 11.

AFCA FCS COACHES' POLL — SEPT. 9

PL.	SCHOOL	2024 RECORD	POINTS	PR
1.	<i>South Dakota State</i> [22]	1-1	645	1
2.	North Dakota State [2]	1-1	620	2
3.	Montana State [2]	3-0	599	3
4.	Villanova	2-0	553	5
5.	Idaho	1-1	545	7
6.	South Dakota	1-1	515	6
7.	Central Arkansas	1-1	433	9
8.	Southern Illinois	1-1	426	12
9.	Montana	1-1	405	4
10.	North Dakota	1-1	362	20
11.	Sacramento State	0-2	304	8
12.	UC Davis	1-1	283	18
13.	William & Mary	1-1	281	14
14.	Incarnate Word	1-1	277	11
15.	UAlbany	1-1	266	13
16.	Chattanooga	0-2	265	10
17.	Tarleton State	2-1	231	21
18.	Lafayette	1-1	218	19
19.	Illinois State	1-1	202	22
20.	Youngstown State	1-1	183	23
21.	Northern Iowa	2-0	86	NR
22.	Florida A&M	2-1	70	24
23.	Nicholls	0-2	65	25
24.	Mercer	2-0	64	NR
25.	Weber State	1-1	63	NR

Notes: First-place votes in brackets; opponents listed in **bold**

Top teams receiving votes: Southeast Missouri State, 61; Furman, 51; Richmond, 49; Wofford, 46; Abilene Christian, 38; Elon, 37; Southern Utah, 31; Eastern Illinois, 28; Western Carolina, 27; North Carolina Central, 16; Northern Arizona, 14; Delaware State, 13; New Hampshire, 13.

MISSOURI VALLEY FOOTBALL CONFERENCE

2024 MVFC STANDINGS

SCHOOL	CONFERENCE	PF	PA	OVERALL	PF	PA
Northern Iowa	0-0	0	0	2-0	52	17
North Dakota State	0-0	0	0	1-1	78	34
Youngstown State	0-0	0	0	1-1	76	49
South Dakota State	0-0	0	0	1-1	65	68
South Dakota	0-0	0	0	1-1	58	30
Southern Illinois	0-0	0	0	1-1	44	58
North Dakota	0-0	0	0	1-1	30	45
Illinois State	0-0	0	0	1-1	24	57
Missouri State	0-0	0	0	0-2	58	71
Indiana State	0-0	0	0	0-2	20	76
Murray State	0-0	0	0	0-2	17	70

UPCOMING SCHEDULE

SATURDAY, SEPT. 14

Western Illinois at Illinois State, noon
 Idaho State at North Dakota, 1 p.m.
 Duquesne at Youngstown State, 1 p.m.
 South Dakota at Portland State, 3 p.m.
 North Dakota State at East Tennessee St., 4:30 p.m.
 Dayton at Indiana State, 5 p.m.

Lindenwood at Missouri State, 6 p.m.
 Mississippi Valley State at Murray State, 6 p.m.
 Incarnate Word at Southern Illinois, 6 p.m.
 Augustana at South Dakota State, 6 p.m.
 Northern Iowa at Nebraska, 6:30 p.m.
 All times Central

2024 PRESEASON POLL

1.	South Dakota State [42]	482
2.	North Dakota State [1]	437
3.	South Dakota	371
4.	Southern Illinois	293
5.	North Dakota	276
6.	Illinois State	264
7.	Youngstown State	255
8.	Northern Iowa	227
9.	Missouri State [1]	164
10.	Indiana State	68
11.	Murray State	67



VERSUS RANKED OPPONENTS

Since moving to the Football Championship Subdivision at the start of the 2004 season, the Jackrabbits have compiled a 66-52 record versus ranked opponents.

Following is a year-by-year look at games against ranked opponents:

2004 0-3 record

- at #13 Cal Poly (L, 7-14)
- at #24 Montana State (L, 24-27)
- at #1 Georgia Southern (L, 7-63)

2005 0-5 record

- at #3 Montana (L, 0-7)
- #12 Cal Poly (L, 16-24)
- at #16 Texas State (L, 12-42)
- #19 Georgia Southern (L, 42-55)
- at #20 North Dakota State (L, 17-41)

2006 3-3 record

- at #6 Montana (L, 7-36)
- at #12 Northern Iowa (L, 17-27)
- at #16 McNeese State (W, 20-17)
- at #4 Cal Poly (W, 29-28)
- #16 UC Davis (W, 22-21)
- at #4 North Dakota State (L, 28-41)

2007 2-2 record

- at #6 Youngstown State (L, 17-23)
- #5 Northern Iowa (L, 17-31)
- #19 Cal Poly (W, 48-35)
- #1 North Dakota State (W, 29-24)

2008 3-4 record

- #14 Youngstown State (W, 40-7)
- #15 Western Illinois (W, 24-22)
- #8 Northern Iowa (L, 20-34)
- #4 McNeese State (L, 44-46 - 3OT)
- #3 Cal Poly (L, 28-42)
- #9 Southern Illinois (L, 35-38)
- at #24 North Dakota State (W, 25-24)

2009 1-3 record

- at #17 Cal Poly (L, 14-21)
- vs. #6 Northern Iowa (W, 24-14)
- vs. #3 Southern Illinois (L, 15-34)
- ^at #1 Montana (L, 48-61)

2010 2-3 record

- at #16 Delaware (L, 3-26)
- at #15 Northern Iowa (L, 14-24)
- vs. #20 Western Illinois (W, 33-29)
- at #15 Southern Illinois (W, 31-10)
- at #20 North Dakota State (L, 24-31)

2011 0-3 record

- vs. #23 Indiana State (L, 28-38)
- vs. #2 Northern Iowa (L, 14-31)
- vs. #3/5 North Dakota State (L, 14-38)

2012 3-2 record

- at #22/25 Indiana State (W, 24-10)
- vs. #21/22 Youngstown St. (W, 41-28)
- at #1/1 North Dakota State (L, 17-20)
- ^vs. #25 Eastern Illinois (W, 58-10)
- ^at #1/1 North Dakota State (L, 3-28)

2013 3-2 record

- vs. #1/1 North Dakota State (L, 0-20)
- vs. #17/18 Northern Iowa (W, 37-34 - 2 OT)
- at #15/18 Youngstown St. (W, 42-13)
- ^at #8/9 Northern Arizona (W, 26-7)
- ^at #3/3 Eastern Washington (L, 17-41)

2014 3-4 record

- at #22/22 Illinois State (L, 10-45)
- at #20/21 Northern Iowa (W, 31-28)
- vs. #16/17 Youngstown State (L, 27-30)
- at #1/1 North Dakota State (L, 17-37)
- at #17/19 Indiana State (W, 32-17)
- ^at #17/17 Montana State (W, 47-40)
- at #2/3 North Dakota State (L, 24-27)

2015 3-3 record

- vs. #2/3 North Dakota State (L, 7-28)
- vs. #19/21 Indiana State (W, 24-7)
- at #11/12 Youngstown State (W, 38-8)
- vs. #22/25 Northern Iowa (L, 7-10)
- vs. #2/2 Illinois State (W, 25-20)
- ^at #16/17 Montana (L, 17-24)

2016 4-1 record

- vs. #8/8 Western Illinois (W, 52-14)
- at #1/1 North Dakota State (W, 19-17)
- vs. #12/13 Youngstown State (W, 24-10)
- ^vs. #9/10 Villanova (W, 10-7)
- ^at #3/3 North Dakota State (L, 10-36)

2017 6-2 record

- at #5/6 Youngstown State (L, 7-19)
- at #12/14 Western Illinois (W, 52-48)
- vs. #2/2 North Dakota State (W, 33-21)
- vs. #17/20 Illinois State (W, 27-24 - OT)
- at #15/16 South Dakota (W, 31-28)
- ^vs. #20/21 Northern Iowa (W, 37-22)
- ^vs. #20/21 New Hampshire (W, 56-14)
- ^at #1/1 James Madison (L, 16-51)

2018 2-3 record

- at #1/1 North Dakota State (L, 17-21)
- at #25 Northern Iowa (L, 9-24)
- at #9/11 Illinois State (W, 38-28)
- ^at #2/2 Kennesaw State (W, 27-17)
- ^at #1/1 North Dakota State (L, 21-44)

2019 2-3 record

- at #17/19 Youngstown State (W, 38-28)
- vs. #1/1 North Dakota State (L, 16-23)
- vs. #11/12 Illinois State (L, 18-27)
- vs. #4/5 Northern Iowa (W, 38-7)
- ^vs. #6/6 Northern Iowa (L, 10-13)

2020-21 5-2 record

- at #3 Northern Iowa (W, 24-20)
- at #14 North Dakota (L, 17-28)
- at #5/5 Southern Illinois (W, 44-3)
- at #2/3 North Dakota State (W, 27-17)
- ^vs. #14/14 Southern Illinois (W, 31-26)
- ^vs. #5/5 Delaware (W, 33-3)
- ^vs. #4/4 Sam Houston (L, 21-23)

2021 4-4 record

- vs. #7/8 Southern Illinois (L, 41-42 OT)
- vs. #20/24 Northern Iowa (L, 17-26)
- vs. #2/2 North Dakota State (W, 27-19)
- at #17/19 South Dakota (L, 20-23)
- ^vs. #14/16 UC Davis (W, 56-24)
- ^at #8/12 Sacramento State (W, 24-19)
- ^vs. #6/7 Villanova (W, 35-21)
- ^at #7/9 Montana State (L, 17-31)

2022 8-0 record

- vs. #25 UC Davis (W, 24-22)
- at #4/6 Missouri State (W, 28-14)
- at #1/1 North Dakota State (W, 23-21)
- at #20 North Dakota (W, 49-35)
- ^vs. #23 Delaware (W, 42-6)
- ^vs. #6/7 Holy Cross (W, 42-21)
- ^vs. #3/3 Montana State (W, 39-18)
- ^vs. #4/4 North Dakota State (W, 45-24)

2023 11-0 record

- vs. #3/3 Montana State (W, 20-16)
- vs. #11/12 North Dakota (W, 42-21)
- at #22 Illinois State (W, 40-21)
- at #12/12 Southern Illinois (W, 17-10)
- at #4/9 South Dakota (W, 37-3)
- vs. #10/11 North Dakota St. (W, 33-16)
- at #22 Youngstown State (W, 34-0)
- ^vs. #17/20 Mercer (W, 41-0)
- ^vs. #6/9 Villanova (W, 23-12)
- ^vs. #9/15 UAlbany (W, 59-0)
- ^vs. #2/2 Montana (W, 23-3)

^denotes FCS playoff game

2024 1-0 record

- vs. #11/12 Incarnate Word (W, 45-24)

2024 South Dakota State University Football
Overall Statistics (as of Sep 7, 2024)

Team Statistics	SDS	OPP
SCORING	65	68
Points Per Game	32.50	34.00
FIRST DOWNS	48	43
Rushing	17	14
Passing	24	24
Penalty	7	5
RUSHING YARDAGE	354	217
Yards gained	375	238
Yards lost	21	21
Attempts	70	59
Avg Per Attempt	5.1	3.7
Avg Per Game	177.0	108.5
TDs Rushing	2	3
PASSING YARDAGE	549	596
Att-Comp-Int	69-41-2	72-55-0
Avg Per Attempt	7.96	8.28
Avg Per Catch	13.39	10.84
Avg Per Game	274.50	298.00
TDs Passing	6	5
TOTAL OFFENSE	903	813
Total Plays	139	131
Avg Per Play	6.5	6.2
Avg Per Game	451.5	406.5
KICK RETURNS: #-YARDS	9-130	7-120
PUNT RETURNS: #-YARDS	0-0	2-0
INT RETURNS: #-YARDS	0-0	2-3
KICK RETURN AVERAGE	14.44	17.14
PUNT RETURN AVERAGE	0.00	0.00
INT RETURN AVERAGE	0.00	1.50
FUMBLES-LOST	2-0	1-1
PENALTIES-YARDS	11-113	10-110
Avg Per Game	56.50	55.00
PUNTS-YARDS	3-144	5-258
Avg Per Punt	48.00	51.60
Net Punt Avg	48.00	43.60
KICKOFFS-YARDS	13-694	14-795
Avg Per Kick	53.38	56.79
Net Kick Avg	39.54	41.79
TIME OF POSSESSION	01:06:04	00:53:56
Per Game	33:02	26:58
3RD-DOWN CONVERSIONS	13-26	11-25
3rd-Down Pct	50.00 %	44.00 %
4TH-DOWN CONVERSIONS	0-4	2-5
4th-Down Pct	0.00 %	40.00 %
SACKS BY-YARDS	1-1	2-13
MISC YARDS	0	0
TOUCHDOWNS SCORED	8	8
FIELD GOALS-ATTEMPTS	3-4	4-4
ON-SIDE KICKS	0-0	0-0
RED-ZONE SCORES	5-7	6-6
RED-ZONE TOUCHDOWNS	3-7	4-6
PAT-ATTEMPTS	8-8	8-8
ATTENDANCE	19,321	52,202
Dates-Avg Per Date	1-19,321	1-52,202
Neutral Site #-Avg	-	0-0

Conf	Date	Opponent	WL	Score	Record	Time	Attend
	08/31/2024	at Oklahoma St.	L	20-44	0-1 , 0-0	03:26	52,202
	09/07/2024	UIW	W	45-24	1-1 , 0-0	03:24	19,321

* = Conference game

Score by Quarters	1st	2nd	3rd	4th	Total
South Dakota St.	0	23	21	21	65
Opponents	13	14	28	13	68

2024 South Dakota State University Football
Overall Statistics (as of Sep 7, 2024)

#	Rushing	GP	ATT	GAIN	LOSS	NET	AVG	TD	LG	AVG/G
3	Johnson, Amar	2	28	185	0	185	6.6	2	40	92.50
21	Johnson, Angel	2	12	71	2	69	5.8	0	18	34.50
20	Vorhees, Kirby	2	7	34	0	34	4.9	0	11	17.00
7	Mason, Chase	2	5	30	0	30	6.0	0	16	15.00
11	Gronowski, Mark	2	13	42	16	26	2.0	0	10	13.00
24	Begeman, Brenden	2	2	7	0	7	3.5	0	7	3.50
12	Goering, Grahm	2	1	6	0	6	6.0	0	6	3.00
	Team	2	2	0	3	-3	-1.5	0	0	-1.50
	Total	2	70	375	21	354	5.1	2	40	177.00
	Opponents	2	59	238	21	217	3.7	3	22	108.50

#	Passing	GP	Rating	COMP-ATT-INT	PCT	YDS	TD	LG	AVG/G
11	Gronowski, Mark	2	151.35	41-68-2	60.29 %	549	6	61	274.50
10	Dustman, Hunter	2	0.00	0-1-0	0.00 %	0	0	0	0.00
	Total	2	149.15	41-69-2	59.42 %	549	6	61	274.50
	Opponents	2	168.84	55-72-0	76.39 %	596	5	69	298.00

#	Receiving	GP	NO	YDS	AVG	TD	LG	AVG/G
18	Wilde, Griffin	2	17	256	15.06	3	60	128.00
12	Goering, Grahm	2	7	119	17.00	2	29	59.50
88	Gannon, Greyton	2	4	64	16.00	1	41	32.00
89	Gormley, Brody	2	1	61	61.00	0	61	30.50
3	Johnson, Amar	2	5	33	6.60	0	13	16.50
4	Prejean, Kentrell	2	2	16	8.00	0	10	8.00
87	Stoffel, Davin	2	2	7	3.50	0	4	3.50
11	Ollman, Joe	2	0	0	NaN	0	0	0.00
20	Vorhees, Kirby	2	0	0	NaN	0	0	0.00
7	Mason, Chase	2	1	-1	-1.00	0	0	-0.50
21	Johnson, Angel	2	2	-6	-3.00	0	1	-3.00
	Total	2	41	549	13.39	6	61	274.50
	Opponents	2	55	596	10.84	5	69	298.00

#	Punt Returns	NO	YRDS	AVG	TD	LG
No data to report.						

#	Interceptions	NO	YRDS	AVG	TD	LG
No data to report.						

#	Kick Returns	NO	YRDS	AVG	TD	LG
21	Johnson, Angel	6	116	19.33	0	24
20	Vorhees, Kirby	2	8	4.00	0	5
83	Alpers, David	1	6	6.00	0	6
	Total	9	130	14.44	0	24
	Opponents	7	120	17.14	0	25

#	Fumble Returns	NO	YRDS	AVG	TD	LG
23	Durrance, Matthew	1	7	7.00	0	7
	Total	1	7	7.00	0	7
	Opponents	0	0	0	0	0

2024 South Dakota State University Football
Overall Statistics (as of Sep 7, 2024)

#	Scoring	TD	FG	PAT					SAF	PTS
				KICK	RUSH	RCV	PASS	DXP		
18	Wilde, Griffin	3	—	—	—	—	—	—	—	18
10	Dustman, Hunter	—	3	8-8	—	—	—	—	—	17
12	Goering, Graham	2	—	—	—	—	—	—	—	12
3	Johnson, Amar	2	—	—	—	—	—	—	—	12
88	Gannon, Greyton	1	—	—	—	—	—	—	—	6
Total		8	3	8-8	—	—	—	—	—	65
Opponents		8	4	8-8	—	—	—	—	—	68

#	Field Goals	FGM-FGA	PCT	I20	20-29	30-39	40-49	50+	LG	BLK
10	Dustman, Hunter	3-4	75.00 %	0-0	0-0	2-3	1-1	0-0	48	0
Total		3-4	75.00 %	0-0	0-0	2-3	1-1	0-0	48	0
Opponents		4-4	100.00 %	0-0	0-0	1-1	0-0	3-3	52	0

FG Sequence	South Dakota St.	Opponents
Oklahoma St.	(31),(48)	(42),(52),(25)
UIW	37,(30)	(37)

Numbers in (parentheses) indicate field goal was made.

#	Total Offense	G	Plays	Rush	Pass	Total	AVG/G
11	Gronowski, Mark	2	81	26	549	575	287.50
3	Johnson, Amar	2	28	185	0	185	92.50
21	Johnson, Angel	2	12	69	0	69	34.50
20	Vorhees, Kirby	2	7	34	0	34	17.00
7	Mason, Chase	2	5	30	0	30	15.00
24	Begeman, Brenden	2	2	7	0	7	3.50
12	Goering, Graham	2	1	6	0	6	3.00
Team		2	2	-3	0	-3	-1.50
Total		2	138	354	549	903	451.50
Opponents		2	131	217	596	813	406.50

#	Punting	NO	YDS	AVG	LG	TB	FC	I20	50+	BLK
10	Dustman, Hunter	3	144	48.00	53	0	0	0	1	0
Total		3	144	48.00	53	0	0	0	1	0
Opponents		5	258	51.60	73	2	1	2	3	0

#	Kickoffs	NO	YDS	AVG	TB	OB
10	Dustman, Hunter	13	694	53.4	3	2
Total		13	694	53.4	3	2
Opponents		14	795	56.8	4	0

2024 South Dakota State University Football

Overall Statistics (as of Sep 7, 2024)

#	All Purpose	G	RUSH	RCV	PR	KR	IR	Total	AVG/G
18	Wilde, Griffin	2	0	256	0	0	0	256	128.00
3	Johnson, Amar	2	185	33	0	0	0	218	109.00
21	Johnson, Angel	2	69	-6	0	116	0	179	89.50
12	Goering, Graham	2	6	119	0	0	0	125	62.50
88	Gannon, Greyton	2	0	64	0	0	0	64	32.00
89	Gormley, Brody	2	0	61	0	0	0	61	30.50
20	Vorhees, Kirby	2	34	0	0	8	0	42	21.00
7	Mason, Chase	2	30	-1	0	0	0	29	14.50
11	Gronowski, Mark	2	26	0	0	0	0	26	13.00
4	Prejean, Kentrell	2	0	16	0	0	0	16	8.00
24	Begeman, Brenden	2	7	0	0	0	0	7	3.50
87	Stoffel, Davin	2	0	7	0	0	0	7	3.50
83	Alpers, David	2	0	0	0	6	0	6	3.00
	Team	2	-3	0	0	0	0	-3	-1.50
	Total	2	354	549	0	130	0	1033	516.50
	Opponents	2	217	596	0	120	3	936	468.00

2024 South Dakota State University Football
Overall Statistics (as of Sep 7, 2024)

#	Defensive Leaders	GP	Tackles				Sacks NO-YDS	Pass Defense			Fumbles		Blocked	
			Solo	ASST	TOT	TFL-YDS		INT-YDS	BU	QBH	RCV-YDS	FF	KICK	SAF
32	Bock, Adam	2	11	10	21.0	3.0-8	—	—	—	—	—	—	—	—
9	Francl, Caleb	2	7	8	15.0	2.0-5	—	—	1	—	—	—	—	—
23	Durrance, Matthew	2	8	6	14.0	—	—	—	—	—	1-7	—	—	—
7	Beanum, Dalys	2	7	5	12.0	—	—	—	—	—	—	1	—	—
22	Humphrey, Colby	2	9	—	9.0	—	—	—	1	—	—	—	—	—
0	Mcgaughy, Daeton	2	5	3	8.0	—	—	—	—	—	—	—	—	—
29	Spalding, Graham	2	6	2	8.0	1.5-2	—	—	1	—	—	—	—	—
94	Clayborne, Kobe	2	2	3	5.0	—	—	—	—	—	—	—	—	—
93	Baloun, Max	2	2	2	4.0	1.0-1	—	—	—	—	—	—	—	—
1	Large, Tucker	2	4	—	4.0	—	—	—	—	—	—	—	—	—
52	DePriest, Jarod	2	1	2	3.0	—	—	—	—	—	—	—	—	—
51	Green, Logan	2	1	2	3.0	—	—	—	—	—	—	—	—	—
3	Johnson, Dontay	2	2	1	3.0	—	—	—	—	—	—	—	—	—
25	Reeder, Cale	1	1	2	3.0	—	—	—	—	—	—	—	—	—
2	Taylor, Myles	2	2	1	3.0	—	—	—	—	—	—	—	—	—
89	Gormley, Brody	2	1	1	2.0	—	—	—	—	—	—	—	—	—
96	Hawthorne, Bryce	2	—	2	2.0	—	—	—	—	—	—	—	—	—
11	Ollman, Joe	2	1	1	2.0	—	—	—	—	—	—	—	—	—
26	Tilford, Kolten	2	1	1	2.0	—	—	—	—	—	—	—	—	—
28	Van Tol, Chase	2	—	2	2.0	—	—	—	—	—	—	—	—	—
20	Vorhees, Kirby	2	1	1	2.0	—	—	—	—	—	—	—	—	—
95	Wilson, Zac	2	1	1	2.0	1.5-2	1.0-1	—	—	2	—	—	—	—
55	Wolfcale-Holsten, Aaron	2	1	1	2.0	—	—	—	—	—	—	—	—	—
4	Arrell, Steven	2	—	1	1.0	—	—	—	—	—	—	—	—	—
24	Begeman, Brenden	2	1	—	1.0	—	—	—	—	—	—	—	—	—
13	Dautermann, Aydan	2	—	1	1.0	0.5-1	—	—	—	—	—	—	—	—
54	Lee, Jalen	2	1	—	1.0	—	—	—	—	—	—	—	—	—
54	Lee, Jalen	2	1	—	1.0	—	—	—	—	—	—	—	—	—
21	Johnson, Angel	2	1	—	1.0	—	—	—	—	—	—	—	—	—
90	Keumogne, Randy	1	1	—	1.0	—	—	—	—	—	—	—	—	—
97	Kirschenman, Reis	2	—	1	1.0	0.5-1	—	—	—	2	—	—	—	—
54	Lee, Jalen	2	1	—	1.0	—	—	—	—	—	—	—	—	—
5	McShane, Cullen	2	—	1	1.0	—	—	—	—	—	—	—	—	—
99	Ripperda, Dawson	2	1	—	1.0	—	—	—	—	—	—	—	—	—
57	Vanden Bos, Levi	2	—	1	1.0	—	—	—	—	—	—	—	—	—
10	Dustman, Hunter	2	—	—	—	—	—	—	—	—	—	—	—	—
88	Gannon, Greyton	2	—	—	—	—	—	—	—	—	—	—	—	—
12	Goering, Grahm	2	—	—	—	—	—	—	—	—	—	—	—	—
3	Johnson, Amar	2	—	—	—	—	—	—	—	—	—	—	—	—
TM	Team	2	—	—	—	—	—	—	—	—	—	—	—	—
18	Wilde, Griffin	2	—	—	—	—	—	—	—	—	—	—	—	—
Total		2	81	62	143.0	10.0-20	1.0-1	—	3	4	1-7	1	—	—
Opponents		2	84	36	120.0	7.0-22	2.0-13	2-3	6	9	—	—	—	—

#17/18 [FBS] OKLAHOMA STATE 44, #1/1 [FCS] SDSU 20,

Aug. 31, 2024 • Boone Pickens Stadium (Att.: 52,202)

STILLWATER, Okla. — Oklahoma State running back Ollie Gordon scored three touchdowns, including two in a 21-point third quarter, to lead the 17th-ranked Cowboys to a 44-20 victory over South Dakota State in the football season opener for both teams Saturday afternoon at Boone Pickens Stadium.

SDSU, the top-ranked team in the Football Championship Subdivision after winning back-to-back national titles, had its 29-game winning streak broken. The Jackrabbits' previous loss also was against a Football Bowl Subdivision opponent, a 7-3 setback at Iowa in the 2022 season opener.

Leading 17-6 at halftime, the Cowboys extended their lead on the first possession of the second half when Gordon took a lateral (originally ruled a pass) from Alan Bowman and cut down the left hash and sideline, breaking a couple tackles on his way to the end zone for a 22-yard score.

The Jackrabbits quickly responded with a three-play, 75-yard drive all through the air. Mark Gronowski connected with Griffin Wilde on pass plays of 21 and 33 yards before connecting with Graham Goering in the end zone for a 21-yard touchdown. It was Goering's first touchdown of his career.

OSU would build its lead to 41-13 by scoring the next 17 points. After converting on third-and-9, Bowman hooked up with Rashod Owens on a 58-yard touchdown pass, which was followed later in the quarter on a 1-yard touchdown run by Gordon.

The Cowboys' scoring run ended with a 52-yard field goal by Logan Ward 70 seconds into the final stanza.

SDSU again countered with a quick touchdown as Griffin Wilde hauled in a Gronowski pass deep over the middle and out-ran the defense for a 60-yard touchdown. Wilde ended the afternoon with career highs of seven catches and 150 receiving yards.

Oklahoma State scored on each of its first three drives of the game, breaking into the scoring column with a 42-yard field goal by Logan Ward that was followed moments later by a 6-yard touchdown pass from Bowman to Brennan Presley.

Gordon capped OSU's longest drive of the first half with a 12-yard touchdown run midway through the second quarter that was his longest carry of the game. The reigning Doak Walker Award winner, Gordon finished the afternoon with 104 yards on 27 carries and added four receptions for 42 yards.

SDSU put together a pair of scoring drives in the second quarter that ended with field goals of 31 and 48 yards by senior kicker Hunter Dustman. The first scoring march was an eight-play, 58-yard drive that began late in the first quarter.

Yardage totals ended up nearly identical with Oklahoma State holding a slim 394-388 advantage.

Gronowski completed 20-of-37 passes for 264 yards and an interception, while Amar Johnson paced the ground game with 73 yards on nine carries, including a 40-yard gain on the final play of the first quarter that set up the Jackrabbits' first field goal. Goering added career highs of four catches and 69 receiving yards.

Bowman was an efficient 25-of-34 passing for 267 yards, with Presley catching seven balls for 35 yards and De'Zhaun Stribling tallying six catches for a team-high 83 yards.

Adam Bock led the Jackrabbit defense with 12 tackles, followed by a career-high eight tackles from Caleb Franci.

OSU's Trey Rucker registered a game-high 15 tackles. Nick Martin contributed 10 tackles and a sack for the Cowboys.



Graham Goering hauled in a 21-yard pass from Mark Gronowski in the third quarter for the first South Dakota State touchdown of the 2024 season.

SCORE BY QUARTERS	1	2	3	4	FINAL
South Dakota State (0-1)	0	6	7	7	20
Oklahoma State (1-0)	10	7	21	6	44

SCORING SUMMARY

1st	8:15	OSU	— Logan Ward 42 yd field goal
1st	2:03	OSU	— Brennan Presley 6 yd pass from Alan Bowman (Ward kick)
2nd	12:15	SDSU	— Hunter Dustman 31 yd field goal
2nd	8:35	OSU	— Ollie Gordon 12 yd run (Ward kick)
2nd	3:52	SDSU	— Dustman 48 yd field goal
3rd	10:46	OSU	— Gordon 22 yd run (Ward kick)
3rd	9:10	SDSU	— Graham Goering 21 yd pass from Mark Gronowski (Dustman kick)
3rd	6:29	OSU	— Rashod Owens 58 yd pass from Bowman (Ward kick)
3rd	2:29	OSU	— Gordon 1 yd run (Ward kick)
4th	13:50	OSU	— Ward 52 yd field goal
4th	12:10	OSU	— Griffin Wilde 60 yd pass from Gronowski (Dustman kick)
4th	1:10	OSU	— Ward 25 yd field goal

TEAM STATISTICS	SDSU	OSU
FIRST DOWNS	17	23
RUSHES-YARDS (NET)	28-124	39-149
PASSING YDS (NET)	264	245
Passes Att-Comp-Int	37-20-1	33-24-0
TOTAL OFFENSE PLAYS-YARDS	65-388	72-394
Punt Returns-Yards	0-0	2-0
Kickoff Returns-Yards	4-78	3-55
Interception Returns-Yards	0-0	1-3
Punts (Number-Avg)	3-48.0	4-54.8
Fumbles-Lost	1-0	0-0
Penalties-Yards	5-42	1-10
Possession Time	30:47	29:13
Third-Down Conversions	3 of 13	5 of 14
Fourth-Down Conversions	0 of 4	2 of 2
Red-Zone Scores-Chances	1-1	4-4
Sacks By: Number-Yards	0-0	2-13

RUSHING LEADERS: SDSU - Amar Johnson 9-73; Angel Johnson 6-27; Mark Gronowski 10-17; Kirby Vorhees 2-7; Chase Mason 1-0. OSU - Ollie Gordon 28-126; Alan Bowman 2-8; Trent Howland 3-7; Sesi Vailahi 5-4; Brennan Presley 1-4. **PASSING LEADERS:** SDSU - Mark Gronowski 20-36-1 264; Hunter Dustman 0-1-0 0. OSU - Alan Bowman 24-33-0 245. **RECEIVING LEADERS:** SDSU - Griffin Wilde 7-150; Graham Goering 4-69; Amar Johnson 2-17; Greyton Gannon 2-17; Davin Stoffel 2-7; Angel Johnson 2-(-6); Kentrell Prejean 1-10. OSU - Brennan Presley 7-35; De'Zhaun Stribling 6-83; Rashod Owens 3-81; Ollie Gordon 3-20; Sesi Vailahi 2-14; Gavin Freeman 2-10; Trent Howland 1-2. **INTERCEPTIONS:** SDSU - none. OSU - Korie Black 1-3. **SACKS:** SDSU - none. OSU - Nick Martin 1.0-9; Collin Oliver 1.0-4. **TACKLE LEADERS (UA-A-TOT):** SDSU - Adam Bock 6-6-12; Caleb Franci 3-5-8; Dalys Beatum 3-4-7; Colby Humphrey 6-0-6; Matthew Durrance 1-5-6; Daeton Mcgaughy 3-2-5. OSU - Trey Rucker 9-6-15; Nick Martin 7-3-10; Kendal Daniels 3-0-3; Cam Smith 2-1-3; Cameron Epps 2-1-3; Jeff Roberson 2-1-3; Kale Smith 1-2-3; Collin Clay 1-2-3; Iman Oates 0-3-3.

#1/1 SDSU 45, #11/12 INCARNATE WORD 24

Sept. 7, 2024 • Dana J. Dykhouse Stadium (Att.: 19,321)

South Dakota State scored touchdowns on its first four drives of the second half to pull away from Incarnate Word for a 45-24 victory Sept. 7 in a battle between ranked teams that was played before a crowd of 19,321 at Dana J. Dykhouse Stadium.

The top-ranked and two-time defending Football Championship Subdivision champion Jackrabbits rebounded from a season-opening loss at Oklahoma State to improve to 1-1 on the young season. UIW, ranked 11th this week by the FCS coaches and 12th in the Stats Perform media poll, dropped to 1-1.

After the Cardinals tied the game at 17-all on a 69-yard pass from Zach Calzada to Jalen Walthall less than two minutes into the second half, the SDSU offense began to take control. An 11-play, 69-yard drive included three third-down conversions, the last of which was an 11-yard pass from Mark Gronowski to Griffin Wilde that resulted in a touchdown.

The Jackrabbit defense responded on the ensuing UIW possession with a three-and-out that led to the only punt of the night by either squad. After taking over at the own 28, SDSU needed only three plays to extend its lead to 31-17. On the second play of the drive, sophomore tight end Brody Gormley caught a Gronowski pass in stride on the right numbers and rolled 61 yards to the UIW 6. Amar Johnson found the end zone on the next play for his first touchdown of the season.

UIW continued to make big plays in the passing game, closing the gap to 31-24 when Calzada dropped a pass deep in the right corner of the end zone into the arms of Roy Alexander for a 35-yard touchdown with 14 minutes and 22 seconds to play in the game.

SDSU used a mix of runs and short passes to march right back down the field. Wilde caught passes of 5 and 12 yards while Johnson picked up 27 yards between the ground and through the air, including the final three yards for his second rushing touchdown of the night.

The Jackrabbits put the game out of reach moments later by forcing their first turnover of the season and cashing in with their final touchdown of the game. Dalys Beenum punched the ball away from a Cardinal receiver and Matthew Durrance came up with the fumble recovery and return to the UIW 42. Four plays later, Gronowski tossed his fourth touchdown pass of the game — and his second to Wilde — deep over the middle from 25 yards out.

A sophomore from Sioux Falls, Wilde established a new career high for receptions for the second week in a row, hauling in a game-high 10 catches for 106 yards.

Wilde's counterpart at wide receiver, Graham Goering, gave the Jackrabbits a 17-10 lead heading into halftime with a 22-yard touchdown catch in the left corner of the end zone to close out an eight-play, 77-yard drive.

However, SDSU missed on a couple other scoring opportunities in the first half, missing a 37-yard field goal attempt on the opening drive of the game and having another drive approaching the red zone later in the half end on an interception.

Hunter Dustman tied the game at 3-all with a 30-yard field goal on the first snap of the second quarter and moments after the Jackrabbit defense turned over UIW on downs, Gronowski hooked up with tight end Greyton Gannon on a deep ball for a 41-yard score.

Gronowski ended the night 21-for-32 passing for 285 yards and four touchdowns while connecting with seven different receivers. Johnson, who tied a career high with two touchdowns, tallied a game-high 112 yards on 19 carries.

Overall, SDSU held a 515-419 advantage in total offense. The Jackrabbits were successful on 10-of-13 third-down attempts while racking up 35:17 in possession time.

Calzada completed 31-of-39 pass attempts for 351 yards and also led the



Amar Johnson rushed for a pair of second-half touchdowns and ended the game with 112 yards on 19 carries.

Cardinals in rushing with 43 yards on seven carries. Alexander recorded nine catches for 128 yards, with Walthall, who also scored UIW's first touchdown on a 5-yard pass play, posting seven catches for 137 yards.

Adam Bock paced the SDSU defense with nine tackles, including three behind the line of scrimmage. Durrance notched a career-high eight tackles, including seven solo stops, while Darius Sanders led UIW with nine tackles.

SCORE BY QUARTERS	1	2	3	4	FINAL
Incarnate Word (1-1)	3	7	7	7	24
South Dakota State	10	7	21	6	44

SCORING SUMMARY

1st	6:06	UIW	— Brack Peacock 37 yd field goal
2nd	14:57	SDSU	— Hunter Dustman 30 yd field goal
2nd	11:11	SDSU	— Greyton Gannon 41 yd pass from Mark Gronowski (Dustman kick)
2nd	6:51	UIW	— Jalen Walthall 5 yd pass from Zach Calzada (Peacock kick)
2nd	3:32	SDSU	— Graham Goering 22 yd pass from Gronowski (Dustman kick)
3rd	13:11	UIW	— Walthall 69 yd pass from Calzada (Peacock kick)
3rd	7:13	SDSU	— Griffin Wilde 11 yd pass from Gronowski (Dustman kick)
3rd	3:58	SDSU	— Amar Johnson 6 yd run (Dustman kick)
4th	14:22	UIW	— Roy Alexander 35 yd pass from Calzada (Peacock kick)
4th	10:34	SDSU	— Johnson 3 yd run (Dustman kick)
4th	7:47	SDSU	— Wilde 25 yd pass from Gronowski (Dustman kick)

TEAM STATISTICS

	UIW	SDSU
FIRST DOWNS	20	31
RUSHES-YARDS (NET)	20-68	42-230
PASSING YDS (NET)	351	285
Passes Att-Comp-Int	39-31-0	32-21-1
TOTAL OFFENSE PLAYS-YARDS	59-419	74-515
Punt Returns-Yards	0-0	0-0
Kickoff Returns-Yards	4-65	5-52
Interception Returns-Yards	1-0	0-0
Punts (Number-Avg)	1-39.0	0-0.0
Fumbles-Lost	1-1	1-0
Penalties-Yards	9-100	6-71
Possession Time	24:43	35:17
Third-Down Conversions	6 of 11	10 of 13
Fourth-Down Conversions	0 of 3	0 of 0
Red-Zone Scores-Chances	2-2	4-6
Sacks By: Number-Yards	0-0	1-1

RUSHING LEADERS: UIW - Zach Calzada 7-43; Dekalon Taylor 8-14; Isaiah Robinson 5-11. SDSU - Amar Johnson 19-112; Angel Johnson 6-42; Chase Mason 4-30; Kirby Vorhees 5-27; Mark Gronowski 3-9; Brenden Begeman 2-7; Graham Goering 1-6. **PASSING LEADERS:** UIW - Zach Calzada 31-39-0 351. SDSU - Mark Gronowski 21-32-1 285. **RECEIVING LEADERS:** UIW - Roy Alexander 9-128; Jalen Walthall 7-137; Dekalon Taylor 4-29; Isaiah Robinson 3-21. SDSU - Griffin Wilde 10-106; Graham Goering 3-50; Amar Johnson 3-16; Greyton Gannon 2-47; Brody Gormley 1-61; Kentrell Prejean 1-6; Chase Mason 1-(-1). **INTERCEPTIONS:** UIW - none. SDSU - none. **SACKS:** UIW - none. SDSU - Zac Wilson 1.0-1. **TACKLE LEADERS (UA-A-TOT):** UIW - Darius Sanders 7-2-9; Mason Chambers 6-1-7; Ronald Wilson 4-1-5; Kendrick Stone 4-1-5. SDSU - Adam Bock 5-4-9; Matthew Durrance 7-1-8; Caleb Franci 4-3-7; Graham Spalding 4-1-5; Dalys Beenum 4-1-5.

ACTIVE CAREER LEADERS

PASSING

Completions

Mark Gronowski	590
Chase Mason	16
Jon Bell	1

Passing Yards

Mark Gronowski	8,139
Chase Mason	267
Jon Bell	6

Passing Touchdowns

Mark Gronowski	76
Chase Mason	1

RUSHING

Rushing Attempts

Amar Johnson	372
Mark Gronowski	300
Angel Johnson	88
Chase Mason	21
Kirby Vorhees	12
Jon Bell	3
Brenden Begeman	2
Issac Krael	2
Graham Goering	1

Rushing Yards

Amar Johnson	2,157
Mark Gronowski	1,413
Angel Johnson	615
Chase Mason	214
Kirby Vorhees	51
Isaac Krael	11
Brenden Begeman	7
Jon Bell	6
Graham Goering	6

Rushing Touchdowns

Mark Gronowski	27
Amar Johnson	16
Angel Johnson	6
Chase Mason	2

RECEIVING

Receptions

Griffin Wilde	37
Amar Johnson	32
Graham Goering	20
Angel Johnson	10
Devon Cole Jr.	8
Greyton Gannon	5
Mark Gronowski	3
Kentrell Prejean	3
Kevin Brenner	2
Davin Stoffel	2
Brody Gormley	1
Chase Mason	1
Marcus Preston	1

Receiving Yards

Griffin Wilde	655
Amar Johnson	318
Graham Goering	290
Devon Cole Jr.	97
Greyton Gannon	75
Brody Gormley	61
Angel Johnson	56
Mark Gronowski	42
Marcus Preston	20
Kevin Brenner	18
Kentrell Prejean	16
Davin Stoffel	7
Chase Mason	-1

Receiving Touchdowns

Griffin Wilde	9
Graham Goering	2
Kevin Brenner	1
Greyton Gannon	1
Mark Gronowski	1
Amar Johnson	1

DEFENSE

Total Tackles

Adam Bock	365
Cale Reeder	169
Graham Spalding	151
Dalys Beanum	98
Tucker Large	81
Caleb Franci	70
Daeton Mcgaughy	68
Steven Arrell	49
Matthew Durrance	49
Jarod DePriest	48
Aydan Dautermann	25
Max Baloun	23
Jalen B. Lee	22
Aaron Kusler	20
Myles Taylor	17
Zac Wilson	17
Dontay Johnson	15
Aaron Wolfcale-Holsten	14
Cullen McShane	14
Colby Humphrey	9
Levi Vanden Bos	9
Randy Keumogne	8
Bryce Hawthorne	7
Blake Peterson	6
Kobe Clayborne	5
Logan Green	5
Joe Ollman	5
Noah Thompson	4
Bryce Johnson	3
Kolten Tilford	3
Chase Van Tol	3
Cody Cotton	2
Abe Hoskins III	2
Dawson Ripperda	2
Reis Kirschenman	1

Tackles For Loss

Adam Bock	28.0
Graham Spalding	10.0
Colby Huerter	8.0
Jarod DePriest	6.5
Cale Reeder	6.5
Max Baloun	6.0
Zac Wilson	5.0
Caleb Franci	3.5
Steven Arrell	3.0
Dalys Beanum	3.0
Levi Vanden Bos	3.0
Aaron Wolfcale-Holsten	3.0
Randy Keumogne	2.0
Daeton Mcgaughy	2.0
Blake Peterson	2.0
Dontay Johnson	1.5
Logan Green	1.0
Bryce Hawthorne	1.0
Tucker Large	1.0
Aydan Dauterman	0.5
Reis Kirschenman	0.5
Aaron Kusler	0.5

Sacks

Adam Bock	10.5
Jarod DePriest	6.0
Zac Wilson	4.0
Max Baloun	2.0
Aaron Wolfcale-Holsten	2.0
Randy Keumogne	1.5
Colby Huerter	1.0
Cale Reeder	1.0
Graham Spalding	1.0
Levi Vanden Bos	1.0
Aaron Kusler	0.5

Interceptions

Dalys Beanum	11
Tucker Large	4
Cale Reeder	4
Colby Huerter	3
Daeton Mcgaughy	3
Graham Spalding	3
Adam Bock	2
Steven Arrell	1
Aydan Dautermann	1
Matthew Durrance	1
Caleb Franci	1
Kolten Tilford	1

Interception Return Touchdowns

Dalys Beanum	2
Adam Bock	1
Colby Huerter	1
Tucker Large	1

Pass Breakups

Dalys Beanum	18
Tucker Large	11
Cale Reeder	8
Steven Arrell	6
Adam Bock	6
Graham Spalding	5
Aydan Dautermann	4
Caleb Franci	3
Colby Huerter	3
Myles Taylor	3
Jarod DePriest	2
Daeton Mcgaughy	2
Max Baloun	1
Colby Humphrey	1
Dontay Johnson	1
Jalen B. Lee	1

Forced Fumbles

Adam Bock	5
Steven Arrell	3
Dalys Beanum	2
Logan Green	1
Cullen McShane	1
Cale Reeder	1
Graham Spalding	1

Fumble Recoveries

Caleb Franci	3
Steven Arrell	2
Matthew Durrance	2
Dalys Beanum	1
Adam Bock	1
Daeton Mcgaughy	1
Graham Spalding	1

Fumble Recoveries/Returns for TDs

Matthew Durrance	1
------------------	---

Blocked Kicks

Jarod DePriest	2
Dalys Beanum	1
Adam Bock	1
Matthew Durrance	1

RETURNS

Punt Returns

Tucker Large	21
Dalys Beanum	3
Devon Cole Jr.	2
Matthew Durrance	2
Kevin Brenner	1

Punt Return Yards

Tucker Large	396
Matthew Durrance	55
Devon Cole Jr.	26
Dalys Beanum	11

Punt Return Touchdowns

Matthew Durrance	1
Tucker Large	1

Kickoff Returns

Amar Johnson	19
Angel Johnson	7
Kevin Brenner	2
Graham Goering	2
Kirby Vorhees	2
David Alpers	1

Kickoff Return Yards

Amar Johnson	401
Angel Johnson	137
Kevin Brenner	33
Graham Goering	26
Kirby Vorhees	8
David Alpers	6

SCORING

Total Points

Hunter Dustman	257
Mark Gronowski	170
Amar Johnson	102
Griffin Wilde	54
Angel Johnson	36
Dalys Beanum	12
Matthew Durrance	12
Graham Goering	12
Tucker Large	12
Chase Mason	12
Adam Bock	8
Kevin Brenner	6
Greyton Gannon	1
Colby Huerter	6
Gus Miller	6

Total Touchdowns

Mark Gronowski	28
Amar Johnson	17
Griffin Wilde	9
Angel Johnson	6
Dalys Beanum	2
Matthew Durrance	2
Graham Goering	2
Tucker Large	2
Chase Mason	2
Adam Bock	1
Kevin Brenner	1
Greyton Gannon	1
Colby Huerter	1
Gus Miller	1

QUARTERBACKS



5-JON BELL

6-3, 195, Jr.

Naperville, Illinois • Naperville North H.S.

SINGLE-GAME CAREER HIGHS

Completions: 1, vs. Western Oregon, 8-31-2023
 Passing Attempts: 4, vs. Western Oregon, 8-31-2023
 Passing Yards: 6, vs. Western Oregon, 8-31-2023
 Long Pass: 6 yards, to Angel Johnson, vs. Western Oregon, 8-31-2023
 Touchdown Passes: N/A
 Interceptions: N/A
 Rushing Attempts: 2, vs. Western Oregon, 8-31-2023
 Rushing Yards: 13, vs. Western Oregon, 8-31-2023
 Long Rush: 11 yards, vs. Western Oregon, 8-31-2023
 Rushing TDs: N/A



11-MARK GRONOWSKI

6-3, 230, Sr.

Naperville, Illinois • Neuqua Valley H.S.

SINGLE-GAME CAREER HIGHS

Completions: 22, at Missouri State, 9-24-2022, and vs. Indiana State, 10-29-2022
 Passing Attempts: 36, at Oklahoma State, 8-31-2024
 Passing Yards: 323, vs. Missouri State, 11-18-2023
 Long Pass: 76 yards (for TD) to Jaxon Janke, at North Dakota, 2-27-2021
 Touchdown Passes: 5, vs. Drake, 9-16-2023
 Interceptions: 2, at North Dakota, 2-27-2021, and vs. UC Davis, 9-10-2022
 Rushing Attempts: 16, at North Dakota State, 4-17-2021
 Rushing Yards: 142, vs. Southern Illinois, 5-2-2021
 Long Rush: 80 yards (for TD), vs. Western Illinois, 3-6-2021
 Rushing Touchdowns: 2, four times (last: at North Dakota, 10-22-2022)
 Receptions: 1, three times (last: at Illinois State, 10-7-2023)
 Receiving Yards: 24, vs. Delaware, 5-8-2021
 Long Reception: 24 yards (for TD), vs. Delaware, 5-8-2021
 Receiving Touchdowns: 1, vs. Delaware, 5-8-2021



7-CHASE MASON

6-4, 230, Jr.


Hurley, South Dakota • Viborg-Hurley H.S./Nebraska

SINGLE-GAME CAREER HIGHS

Completions: 5, vs. Western Oregon, 8-31-2023
 Passing Attempts: 9, vs. Western Oregon, 8-31-2023
 Passing Yards: 71, vs. UAlbany, 12-15-2023
 Long Pass: 71 yards (for TD), to Griffin Wilde, vs. UAlbany, 12-15-2023
 Touchdown Passes: 1, vs. UAlbany, 12-15-2023
 Interceptions: N/A
 Rushing Attempts: 4, vs. Incarnate Word, 9-7-2024
 Rushing Yards: 69, vs. Drake, 9-16-2023
 Long Rush: 69 yards (for TD), vs. Drake, 9-16-2023
 Rushing Touchdowns: 1, vs. Western Oregon, 8-31-2023, and vs. Drake, 9-16-2023

Note: 1 reception for minus-1 yard versus Incarnate Word, 9-7-2024

RUNNING BACKS



24-BRENDEN BEGEMAN

6-2, 220, R-Fr.

Selby, South Dakota • Selby Area H.S.

SINGLE-GAME CAREER HIGHS

Rushing Attempts: 2, vs. Incarnate Word, 9-7-2024
 Rushing Yards: 7, vs. Incarnate Word, 9-7-2024
 Long Rush: 7 yards, vs. Incarnate Word, 9-7-2024
 Rushing Touchdowns: N/A




3-AMAR JOHNSON

5-10, 205, Sr.

O'Fallon, Missouri • Chaminade College Prep

SINGLE-GAME CAREER HIGHS

Rushing Attempts: 19, vs. Incarnate Word, 9-7-2024
 Rushing Yards: 126, vs. North Dakota State, 1-8-2023
 Long Rush: 55 yards, vs. North Dakota State, 1-8-2023
 Rushing Touchdowns: 2, at South Dakota, 10-28-2023, and vs. Incarnate Word, 9-7-2024
 Receptions: 3, vs. Montana State, 12-17-2022, and vs. Incarnate Word, 9-7-2024
 Receiving Yards: 34, at Indiana State, 9-25-2021
 Long Reception: 34 yards, at Indiana State, 9-25-2021
 Receiving Touchdowns: 1, vs. Montana State, 12-17-2022
 Total Touchdowns: 2, three times (last: vs. Incarnate Word, 9-7-2024)
 Kickoff Returns: 3, vs. Missouri State, 11-18-2023
 Kickoff Return Yards: 73, vs. Drake, 9-16-2023
 Long Kickoff Return: 51 yards, vs. Drake, 9-16-2023
 All-Purpose Yards: 142, vs. Drake, 9-16-2023



21-ANGEL JOHNSON

5-9, 195, Jr.

Viborg, South Dakota • Viborg-Hurley H.S.

SINGLE-GAME CAREER HIGHS

Rushing Attempts: 10, vs. Western Oregon, 8-31-2023
 Rushing Yards: 90, vs. Drake, 9-16-2023
 Long Rush: 80 yards (for TD), vs. Mercer, 12-2-2023
 Rushing Touchdowns: 2, vs. Drake, 9-16-2023
 Receptions: 2, at Oklahoma State, 8-31-2024
 Receiving Yards: 23, vs. Missouri State, 11-18-2023
 Long Reception: 23 yards, vs. Missouri State, 11-18-2023
 Kickoff Returns: 4, at Oklahoma State, 8-31-2024
 Kickoff Return Yards: 78, at Oklahoma State, 8-31-2024
 Long Kick Return: 24 yards, at Oklahoma State, 8-31-2024



39-ISAAC KRACL

5-11, 175, So.

Crete, Nebraska • Crete H.S.

SINGLE-GAME CAREER HIGHS

Rushing Attempts: 2, vs. Western Oregon, 8-31-2023
 Rushing Yards: 11, vs. Western Oregon, 8-31-2023
 Long Rush: 10 yards, vs. Western Oregon, 8-31-2023
 Rushing Touchdowns: N/A

RUNNING BACKS (cont.)




20-KIRBY VORHEES

5-11, 205, R-Fr.

Lutz, Florida • Steinbrenner H.S.

SINGLE-GAME CAREER HIGHS

Rushing Attempts: 5, vs. Incarnate Word, 9-7-2024
Rushing Yards: 27, vs. Incarnate Word, 9-7-2024
Long Rush: 11 yards, vs. Incarnate Word, 9-7-2024
Kickoff Returns: 2, vs. Incarnate Word, 9-7-2024
Long Kickoff Return: 5 yards, vs. Incarnate Word, 9-7-2024



18-GRIFFIN WILDE

6-2, 200, So.

Sioux Falls, South Dakota • Jefferson H.S.

SINGLE-GAME CAREER HIGHS

Receptions: 10, vs. Incarnate Word, 9-7-2024
Receiving Yards: 150, at Oklahoma State, 8-31-2024
Long Reception: 71 yards (for TD), vs. UAlbany, 12-15-2023
Receiving Touchdowns: 2, vs. Incarnate Word, 9-7-2024
Kickoff Returns: 1, three times (last: vs. Villanova, 12-9-2023)
Long Kick Return: 40 yards, at Youngstown St., 11-11-2023

WIDE RECEIVERS



15-DEVON COLE JR.

5-10, 185, Sr.

Clermont, Florida • Lake Minneola H.S.

SINGLE-GAME CAREER HIGHS

Receptions: 2, vs. Western Oregon, 8-31-2023
Receiving Yards: 32, vs. Mercer, 12-2-2023
Long Reception: 32 yards, vs. Mercer, 12-2-2023
Receiving Touchdowns: N/A
Punt Returns: 1, at Youngstown State, 10-30-2021, and vs. Drake, 9-16-2023
Long Punt Return: 24 yards, vs. Drake, 9-16-2023




44-KEVIN BRENNER

6-3, 240, Sr.

Silver Lake, Wisconsin • Wilmot Union H.S.

SINGLE-GAME OFFENSIVE CAREER HIGHS

Receptions: 1, vs. Drake, 9-16-2023, and at Youngstown State, 11-11-2023
Receiving Yards: 15, at Youngstown State, 11-11-2023
Long Reception: 15 yards, at Youngstown State, 11-11-2023
Receiving Touchdowns: 1, vs. Drake, 9-16-2023
Long Kickoff Return: 14 yards, vs. UAlbany, 12-15-2023
SINGLE-GAME DEFENSIVE CAREER HIGHS
Solo Tackles: 2, three times (last: vs. Montana, 1-7-2024)
Assisted Tackles: 2, vs. UC Davis, 9-10-2022
Total Tackles: 4, vs. UC Davis, 9-10-2022
Tackles for Loss: 1.0, at Colorado State, 9-3-2021, and vs. Lindenwood, 9-11-2021



12-GRAHM GOERING

6-2, 200, Jr.

Iowa City, Iowa • Iowa City West H.S.

SINGLE-GAME CAREER HIGHS

Receptions: 4, at Oklahoma State, 8-31-2024
Receiving Yards: 69, at Oklahoma State, 8-31-2024
Long Reception: 40 yards, vs. Montana State, 9-9-2023
Receiving Touchdowns: 1, at Oklahoma State, 8-31-2024, and vs. Incarnate Word, 9-7-2024
Kickoff Returns: 1, vs. Western Oregon, 8-31-2023, and vs. Villanova, 12-9-2023
Long Kickoff Return: 30 yards, vs. Western Oregon, 8-31-2023



88-GREYTON GANNON

6-4, 235, So.

Eagle, Wisconsin • Mukwonago H.S.

SINGLE-GAME CAREER HIGHS

Receptions: 2, at Oklahoma State, 8-31-2024, and vs. Incarnate Word, 9-7-2024
Receiving Yards: 47, vs. Incarnate Word, 9-7-2024
Long Reception: 41 yards (for TD), vs. Incarnate Word, 9-7-2024
Receiving Touchdowns: 1, vs. Incarnate Word, 9-7-2024




4-KENTRELL PREJEAN

5-8, 160, R-Fr.

Lafayette, Louisiana • Tuerlings Catholic H.S.

SINGLE-GAME CAREER HIGHS

Receptions: 1, three times (last: vs. Incarnate Word, 9-7-2024)
Receiving Yards: 10, at Oklahoma State, 8-31-2024
Long Reception: 10 yards, at Oklahoma State, 8-31-2024
Receiving Touchdowns: N/A



88-BRODY GORMLEY

6-7, 245, So.

Wichita, Kansas • Seaman H.S.

SINGLE-GAME CAREER HIGHS

Receptions: 1, vs. Incarnate Word, 9-7-2024
Receiving Yards: 61, vs. Incarnate Word, 9-7-2024
Long Reception: 41 yards, vs. Incarnate Word, 9-7-2024
Receiving Touchdowns: N/A



2-MARCUS PRESTON

6-2, 200, Sr.

Lawrence, Kansas • Free State H.S./North Dakota

SINGLE-GAME CAREER HIGHS

Receptions: 1, vs. Drake, 9-16-2023
Receiving Yards: 20, vs. Drake, 9-16-2023
Long Reception: 20 yards, vs. Drake, 9-16-2023

CAREER HIGHS

TIGHT ENDS (cont.)



87-DAVIN STOFFEL

6-6, 250, R-Fr.

Mosinee, Wisconsin • Mosinee H.S.

SINGLE-GAME CAREER HIGHS

Receptions: 2, at Oklahoma State, 8-31-2024

Receiving Yards: 7, at Oklahoma State, 8-31-2024

Long Reception: 4 yards, at Oklahoma State, 8-31-2024

Receiving Touchdowns: N/A



8-BLAKE PETERSON

6-4, 255, Grad.

Beresford, South Dakota • Beresford H.S./ Iowa State

SINGLE-GAME CAREER HIGHS


Solo Tackles: 2, vs. Western Oregon, 8-31-2023

Assisted Tackles: 1, three times (last: vs. Northern Iowa, 10-14-2023)

Total Tackles: 3, vs. Western Oregon, 8-31-2023

Tackles for Loss: 1.0, vs. Northern Iowa, 10-14-2023

SPECIALISTS



10-HUNTER DUSTMAN

6-4, 225, Sr.

East Bethel, Minnesota • St. Francis H.S.

SINGLE-GAME PLACEKICKING CAREER HIGHS

Field Goals Made: 4, vs. North Dakota State, 11-4-2023

Field Goals Attempted: 4, vs. North Dakota State, 11-4-2023

Long Field Goal: 49 yards, at South Dakota, 10-28-2023

Extra Points Made: 10, vs. Drake, 9-16-2023

Extra Points Attempted: 10, vs. Drake, 9-16-2023

Total Points: 15 (4 FG, 3 PAT), vs. North Dakota State, 11-4-2023

SINGLE-GAME PUNTING CAREER HIGHS

Punts: 11, at Iowa, 9-3-2022

Punt Average (Min. 3 Punts): 54.2 yards (on 4 attempts), at Southern Illinois, 10-21-2023

Punts Inside 20: 3, at Sacramento State, 12-4-2021, and vs. South Dakota, 10-8-2022

Long Punt: 62 yards, at Southern Illinois, 10-21-2023



99-DAWSON RIPPERDA

6-4, 245, So.

Larchwood, Iowa • West Lyon H.S./ Northern Illinois

SINGLE-GAME CAREER HIGHS

Solo Tackles: 1, vs. Incarnate Word, 9-7-2024

Assisted Tackles: 1, vs. Montana State, 9-9-2023

Total Tackles: 1, vs. Montana State, 9-9-2023, and vs. Incarnate Word, 9-7-2024

Tackles for Loss: N/A

Sacks: N/A



57-LEVI VANDEN BOS

6-3, 250, Jr.

Rock Valley, Iowa • Western Christian H.S.

SINGLE-GAME CAREER HIGHS

Solo Tackles: 1, five times (last: at South Dakota, 10-28-2023)


Assisted Tackles: 1, four times (last: at Oklahoma State, 8-31-2024)

Total Tackles: 2, vs. Drake, 9-16-2023, and at South Dakota, 10-28-2023

Tackles for Loss: 1.0, three times (last: at South Dakota, 10-28-2023)

Sacks: 1.0, vs. Dixie State, 10-2-2021

DEFENSIVE ENDS



90-RANDY KEUMOGNE

6-2, 240, Sr.

Oakdale, Minnesota • Tartan H.S.

SINGLE-GAME CAREER HIGHS

Solo Tackles: 1, three times (last: at Oklahoma State, 8-31-2024)

Assisted Tackles: 1, four times (last: vs. UAlbany, 12-15-2023)

Total Tackles: 1, seven times (last: at Oklahoma State, 8-31-2024)

Tackles for Loss: 1.0, at North Dakota State, 4-17-2021

Sacks: 1.0, at North Dakota State, 4-17-2021



95-ZAC WILSON

6-4, 245, Sr.

Chipley, Florida • Chipley H.S.

SINGLE-GAME CAREER HIGHS


Solo Tackles: 1, six times (last: vs. Incarnate Word, 9-7-2024)

Assisted Tackles: 2, vs. Villanova, 12-9-2023

Total Tackles: 2, three times (last: vs. Villanova, 12-9-2023)

Tackles for Loss: 1.0, three times (last: vs. Mercer, 12-2-2023)

Sacks: 1.0, four times (last: vs. Incarnate Word, 9-7-2024)



97-REIS KIRSCHENMAN

6-4, 245, R-Fr.

Tea, South Dakota • Tea Area H.S.

SINGLE-GAME CAREER HIGHS

Solo Tackles: N/A

Assisted Tackles: 1, at Oklahoma State, 8-31-2024

Total Tackles: 1, at Oklahoma State, 8-31-2024

Tackles for Loss: 0.5, at Oklahoma State, 8-31-2024

DEFENSIVE TACKLES



93-MAX BALOUN

6-6, 285, Sr.

Redfield, South Dakota • Redfield H.S.

SINGLE-GAME CAREER HIGHS

Solo Tackles: 2, vs. Montana State, 9-9-2023, and vs. Incarnate Word, 9-7-2024


Assisted Tackles: 2, vs. North Dakota, 9-30-2023, and at Oklahoma State, 8-31-2024

Total Tackles: 3, vs. Montana State, 9-9-2023

Tackles for Loss: 1.0, five times (last: vs. Incarnate Word, 9-7-2024)

Sacks: 1.0, at Iowa, 9-3-2022, and vs. Western Illinois, 10-1-2022

Pass Breakups: 1, vs. Butler, 9-17-2022



96-BRYCE HAWTHORNE

6-3, 285, R-Fr.

Osseo, Minnesota • Osseo H.S.

SINGLE-GAME CAREER HIGHS

Solo Tackles: 2, vs. Western Oregon, 8-31-2023, and vs. Drake, 9-16-2023

Assisted Tackles: 1, three times (last: vs. Incarnate Word, 9-7-2024)

Total Tackles: 3, vs. Drake, 9-16-2023

Tackles for Loss: 1.0, vs. Western Oregon, 8-31-2023



94-KOBE CLAYBORNE

6-0, 275, Jr.

Sioux City, Iowa • Bishop Heelan H.S./

Northwest Missouri State

SINGLE-GAME CAREER HIGHS

Solo Tackles: 2, at Oklahoma State, 8-31-2024

Assisted Tackles: 2, at Oklahoma State, 8-31-2024

Total Tackles: 4, at Oklahoma State, 8-31-2024

Tackles for Loss: N/A

Sacks: N/A



55-AARON WOLFSCALE-HOLSTEN

6-2, 285, Jr.

Gilbert, Arizona • Williams Field H.S.

SINGLE-GAME CAREER HIGHS

Solo Tackles: 2, vs. Butler, 9-17-2022

Assisted Tackles: 2, vs. Indiana State, 10-29-2022

Total Tackles: 2, four times (last: at Oklahoma State, 8-31-2024)

Tackles for Loss: 1.0, at Youngstown State, 11-11-2023, and vs. Montana, 1-7-2024

Sacks: 1.0, at Youngstown State, 11-11-2023, and vs. Montana, 1-7-2024

Fumble Recoveries: 1, vs. Butler, 9-17-2022



52-JAROD DePRIEST

6-5, 285, Sr.

Trivoli, Illinois • Farmington Central H.S.

SINGLE-GAME CAREER HIGHS

Solo Tackles: 2, three times (last: vs. Montana, 1-7-2024)

Assisted Tackles: 3, three times (last: vs. North Dakota State, 11-4-2023)

Total Tackles: 5, vs. North Dakota State, 11-4-2023

Tackles for Loss: 1.0, four times (last: at North Dakota, 10-22-2022)

Sacks: 1.0, four times (last: at North Dakota, 10-22-2022)

Blocked Kicks: 1, vs. UC Davis, 9-10-2022, and vs. North Dakota State, 11-4-2023

Pass Breakups: 1, at Youngstown State, 11-11-2023, and vs. Mercer, 12-2-2023



32-ADAM BOCK

6-1, 225, Sr.

Solon, Iowa • Solon H.S.

SINGLE-GAME CAREER HIGHS

Solo Tackles: 11, at South Dakota, 11-13-2021

Assisted Tackles: 10, at Indiana State, 9-25-2021

Total Tackles: 17, vs. Southern Illinois, 10-9-2021

Tackles for Loss: 3.0, vs. Incarnate Word, 9-7-2024

Sacks: 2.0, vs. South Dakota, 10-8-2022

Forced Fumbles: 1, three times (last: at Iowa, 9-3-2022)

Fumble Recoveries: 1, at Iowa, 9-3-2022

Interceptions: 1, at Indiana State, 9-25-2021, and vs. UC Davis, 11-27-2021

Long Interception Return: 39 yards (for TD), vs. UC Davis, 11-27-2021

Pass Breakups: 2, at Colorado State, 9-3-2021

Blocked Kicks: 1, at Youngstown State, 10-30-2021

Defensive Extra Points: 1, at Youngstown State, 10-30-2021



51-LOGAN GREEN

6-4, 290, So.

Northboro, Iowa • Clarinda H.S.

SINGLE-GAME CAREER HIGHS

Solo Tackles: 1, three times (last: vs. Incarnate Word, 9-7-2024)

Assisted Tackles: 2, vs. Incarnate Word, 9-7-2024

Total Tackles: 3, vs. Incarnate Word, 9-7-2024

Tackles for Loss: 1.0, vs. Northern Iowa, 10-14-2023

Forced Fumbles: 1, vs. Northern Iowa, 10-14-2023



9-CALEB FRANCL

6-1, 195, Sr.

Grand Island, Nebraska • Grand Island H.S.

SINGLE-GAME CAREER HIGHS

Solo Tackles: 5, vs. Northern Iowa, 10-23-2021

Assisted Tackles: 5, at Oklahoma State, 8-31-2024

Total Tackles: 8, at Oklahoma State, 8-31-2024

Tackles for Loss: 2.0, vs. Long Island, 9-7-2019

Fumble Recoveries: 1, three times (last: vs. Northern Iowa, 10-14-2023)

Interceptions: 1, at Iowa, 9-3-2022

Pass Breakups: 1, three times (last: vs. Incarnate Word, 9-7-2024)

LINEBACKERS (cont.)



33-BRYCE JOHNSON

6-3, 215, So.

Parker, Colorado • Lutheran H.S.

SINGLE-GAME CAREER HIGHS

Solo Tackles: 1, vs. North Dakota, 9-30-2023, and vs.

UAlbany, 12-15-2023

Assisted Tackles: N/A

Total Tackles: 1, vs. North Dakota, 9-30-2023, and vs.

UAlbany, 12-15-2023

Tackles for Loss: N/A



11-JOE OLLMAN

6-1, 225, So.

Mequon, Wisconsin • Homestead H.S.

SINGLE-GAME CAREER HIGHS

Solo Tackles: 1, vs. Western Oregon, 8-31-2023, and at Oklahoma State, 8-31-2024

Assisted Tackles: 1, three times (last: vs. Incarnate Word, 9-7-2024)

Total Tackles: 1, five times (last: vs. Incarnate Word, 9-7-2024)

Tackles for Loss: N/A



40-AARON KUSLER

6-3, 230, Sr.

Sioux Falls, South Dakota • Roosevelt H.S.

SINGLE-GAME CAREER HIGHS

Solo Tackles: 2, at Indiana State, 9-25-2021, and vs. Western Oregon, 8-31-2023

Assisted Tackles: 3, vs. Mercer, 12-2-2023

Total Tackles: 3, vs. Lindenwood, 9-11-2021, and vs.

Mercer, 12-2-2023

Tackles for Loss: 0.5, vs. Mercer, 12-2-2023

Sacks: 0.5, vs. Mercer, 12-2-2023



29-GRAHAM SPALDING

6-2, 215, Sr.

Oviedo, Florida • Lake Howell H.S.

SINGLE-GAME CAREER HIGHS

Solo Tackles: 4, seven times (last: vs. Incarnate Word, 9-7-2024)

Assisted Tackles: 8, vs. Northern Iowa, 10-23-2021

Total Tackles: 12, vs. Northern Iowa, 10-23-2021

Tackles for Loss: 2.5, vs. Northern Iowa, 10-23-2021

Sacks: 1.0, at Colorado State, 9-3-2021

Forced Fumbles: 1, at Southern Illinois, 3-20-2021

Fumble Recoveries: 1, vs. Indiana State, 10-29-2021

Interceptions: 1, three times (last: vs. North Dakota State, 11-4-2023)

Pass Breakups: 1, five times (last: at Oklahoma State, 8-31-2024)

Blocked Kicks: 1, at Northern Iowa, 2-19-2021



0-DAETON McGAUGHY

6-0, 205, Sr.

Elwood, Kansas • Lafayette H.S.

SINGLE-GAME CAREER HIGHS

Solo Tackles: 8, vs. Drake, 9-16-2023

Assisted Tackles: 4, vs. Lindenwood, 9-11-2021

Total Tackles: 9, vs. Drake, 9-16-2023

Tackles for Loss: 1.0, vs. Drake, 9-16-2023, and vs.

UAlbany, 12-15-2023

Interceptions: 1, three times (last: vs. UC Davis, 9-10-2022)

Pass Breakups: 1, vs. Western Oregon, 8-31-2023, and vs. Mercer, 12-2-2023

Fumble Recoveries: 1, vs. Western Illinois, 10-1-2022



28-CHASE VAN TOL

6-1, 200, R-Fr.

Tea, South Dakota • Tea Area H.S.

SINGLE-GAME CAREER HIGHS

Solo Tackles: 1, vs. Northern Iowa, 10-14-2023

Assisted Tackles: 2, at Oklahoma State, 8-31-2024

Total Tackles: 2, at Oklahoma State, 8-31-2024

Tackles for Loss: N/A



5-CULLEN McSHANE

6-2, 230, So.

Marquette, Iowa • MFL MarMac H.S.

SINGLE-GAME CAREER HIGHS

Solo Tackles: 3, vs. Drake, 9-16-2023

Assisted Tackles: 2, three times (last: vs. UAlbany, 12-15-2023)

Total Tackles: 5, vs. Drake, 9-16-2023

Tackles for Loss: N/A

Forced Fumbles: 1, at Illinois State, 10-7-2023



CORNERBACKS

4-STEVEN ARRELL

6-3, 200, Sr.

Brooklyn Park, Minnesota • Osseo H.S.

SINGLE-GAME CAREER HIGHS

Solo Tackles: 4, vs. Dixie State, 10-2-2021

Assisted Tackles: 3, vs. Dixie State, 10-2-2021

Total Tackles: 7, vs. Dixie State, 10-2-2021

Tackles for Loss: 1.0, three times (last: at Missouri State, 9-24-2022)

Interceptions: 1, vs. Dixie State, 10-2-2021

Pass Breakups: 1, six times (last: vs. North Dakota State, 1-8-2023)

Forced Fumbles: 1, three times (last: vs. Northern Iowa, 10-14-2023)

Fumble Recoveries: 1, vs. Butler, 9-17-2022

CAREER HIGHS — DEFENSE



7-DALYS BEANUM

6-1, 200, Sr.

Omaha, Nebraska • Millard West H.S.

SINGLE-GAME CAREER HIGHS

Solo Tackles: 6, vs. Holy Cross, 12-10-2022

Assisted Tackles: 4, at Oklahoma State, 8-31-2024

Total Tackles: 8, vs. Holy Cross, 12-10-2022

Tackles for Loss: 1.0, at Western Illinois, 10-16-2021

Forced Fumbles: 1, at Villanova, 12-11-2021, and vs. Incarnate Word, 9-7-2024

Interceptions: 3, vs. UC Davis, 11-27-2021

Interception Return Yards: 60, vs. UC Davis, 11-27-2021

Long Interception Return: 59 yards (for TD), vs. UC Davis, 11-27-2021

Pass Breakups: 2, three times (last: at South Dakota, 10-28-2023)

Blocked Kicks: 1, vs. South Dakota, 10-8-2022



22-COLBY HUMPHREY

5-11, 185, Sr.

Birmingham, Alabama • Desert Vista H.S. (Ariz.)/Northern Arizona

SINGLE-GAME CAREER HIGHS

Solo Tackles: 6, at Oklahoma State, 8-31-2024

Assisted Tackles: N/A

Total Tackles: 6, at Oklahoma State, 8-31-2024

Pass Breakups: 1, at Oklahoma State, 8-31-2024



6-JALEN B. LEE

6-0, 200, So.

Wentzville, Missouri • Fort Zumwalt H.S.

SINGLE-GAME CAREER HIGHS

Solo Tackles: 4, vs. Montana, 1-7-2024

Assisted Tackles: 2, vs. Mercer, 12-2-2023

Total Tackles: 4, vs. Mercer, 12-2-2023, and vs. Montana, 1-7-2024

Pass Breakups: 1, vs. Drake, 9-16-2023



30-CODY COTTON

6-0, 170, Jr.

Pleasant Prairie, Wisconsin • Union Grove H.S./Upper Iowa

SINGLE-GAME CAREER HIGHS

Solo Tackles: 1, vs. Drake, 9-16-2023

Assisted Tackles: 1, vs. Montana State, 9-9-2023

Total Tackles: 1, vs. Montana State, 9-9-2023, and vs. Drake, 9-16-2023



2-MYLES TAYLOR

6-1, 175, Jr.

Gilbert, Arizona • Williams Field H.S.

SINGLE-GAME CAREER HIGHS

Solo Tackles: 2, vs. Mercer, 12-2-2023, and vs. UAlbany, 12-15-2023

Assisted Tackles: 2, vs. UAlbany, 12-15-2023

Total Tackles: 4, vs. UAlbany, 12-15-2023

Pass Breakups: 1, vs. UAlbany, 12-15-2023



13-AYDAN DAUTERMANN

6-0, 185, Jr.

Hartford, Wisconsin • Slinger H.S.

SINGLE-GAME CAREER HIGHS

Solo Tackles: 2, vs. Butler, 9-17-2022


Assisted Tackles: 1, five times (last: vs. UAlbany, 12-15-2023)

Total Tackles: 3, vs. Butler, 9-17-2022

Tackles for Loss: 0.5, at Oklahoma State, 8-31-2024

Interceptions: 1, vs. Mercer, 12-2-2023

Pass Breakups: 1, four times (last: at Youngstown State, 11-11-2023)



23-MATTHEW DURRANCE

6-2, 215, Jr.

Lutz, Florida • Steinbrenner H.S.

SINGLE-GAME CAREER HIGHS

Solo Tackles: 7, vs. Incarnate Word, 9-7-2024

Assisted Tackles: 5, at Oklahoma State, 8-31-2024

Total Tackles: 8, vs. Incarnate Word, 9-7-2024

Interceptions: 1, at Missouri State, 9-24-2022

Fumble Recoveries: 1 (for TD), vs. Delaware, 12-3-2022, and vs. Incarnate Word, 9-7-2024

Blocked Kicks: 1, vs. Villanova, 12-9-2023

Note: Returned blocked punt versus Villanova 45 yards for touchdown in 2023



17-ABE HOSKINS III

6-1, 195, Sr.

Omaha, Nebraska • Omaha Central H.S.

SINGLE-GAME CAREER HIGHS

Solo Tackles: 2, at Youngstown State, 11-11-2023

Assisted Tackles: N/A

Total Tackles: 2, at Youngstown State, 11-11-2023

Pass Breakups: N/A

SAFETIES

SAFETIES (cont.)



14-COLBY HUARTER

6-1, 205, Sr.

Katy, Texas • Tompkins H.S.

SINGLE-GAME CAREER HIGHS

Solo Tackles: 5, vs. Montana State, 9-9-2023

Assisted Tackles: 5, vs. UC Davis, 9-10-2022, and vs. Montana State, 9-9-2023

Total Tackles: 10, vs. Montana State, 9-9-2023

Tackles for Loss: 1.5, vs. North Dakota State, 11-4-2023, and vs. Mercer, 12-2-2023

Sacks: 1.0, at North Dakota, 10-22-2022

Interceptions: 1, three times (last: vs. Western Oregon, 8-31-2023)

Long Interception Return: 70 yards, at Missouri State, 9-24-2022

Pass Breakups: 1, three times (last: vs. North Dakota State, 11-4-2023)

Forced Fumbles: 1, vs. North Dakota State, 11-4-2023



3-DONTAY JOHNSON

6-2, 190, So.

Fort Collins, Colorado •

Colorado Early College

SINGLE-GAME CAREER HIGHS

Solo Tackles: 3, vs. UC Davis, 9-10-2022

Assisted Tackles: 1, four times (last: at Oklahoma State, 8-31-2024)

Total Tackles: 3, vs. UC Davis, 9-10-2022

Tackles for Loss: 1.0, vs. UC Davis, 9-10-2022

Pass Breakups: 1, vs. Butler, 9-17-2022



1-TUCKER LARGE

5-11, 185, Jr.

Sioux Falls, South Dakota • Roosevelt H.S.

SINGLE-GAME CAREER HIGHS

Solo Tackles: 7, vs. Montana State, 9-9-2023

Assisted Tackles: 4, at Southern Illinois, 10-21-2023

Total Tackles: 8, vs. North Dakota State, 11-4-2023

Tackles for Loss: 1.0, vs. Montana, 1-7-2024

Interceptions: 1, four times (last: vs. UAlbany, 12-15-2023)

Long Interception Return: 64 yards (for TD), vs. Western Oregon, 8-31-2023


Pass Breakups: 3, vs. Missouri State, 11-18-2023

Punt Returns: 4, vs. Drake, 9-16-2023, and vs. Missouri State 11-18-2023

Punt Return Yards: *149, vs. Drake, 9-16-2023

Long Punt Return: 79 yards (for TD), vs. UAlbany, 12-15-2023

* single-game school record



25-CALE REEDER

6-0, 190, Sr.

Yorkville, Illinois • Yorkville H.S.

SINGLE-GAME CAREER HIGHS

Solo Tackles: 7, vs. UC Davis, 11-27-2021, and at Southern Illinois, 10-21-2023

Assisted Tackles: 6, at Illinois State, 10-7-2023

Total Tackles: 10, at Southern Illinois, 10-21-2023

Tackles for Loss: 2.0, at Villanova, 12-11-2021

Sacks: 1.0, vs. South Dakota, 12-8-2022

Interceptions: 1, four times (last: vs. Montana State, 9-9-2023)

Forced Fumbles: 1, at Southern Illinois, 10-21-2023

Pass Breakups: 1, eight times (last: at Montana State, 12-17-2022)



27-NOAH THOMPSON

6-0, 185, So.

Brandon, South Dakota • Brandon Valley H.S.

SINGLE-GAME CAREER HIGHS


Solo Tackles: 3, vs. Western Oregon, 8-31-2023

Assisted Tackles: 1, vs. Drake, 9-16-2023

Total Tackles: 3, vs. Western Oregon, 8-31-2023

Interceptions: N/A

Pass Breakups: N/A



26-KOLTEN TILFORD

5-9, 180, R-Fr.

North Platte, Nebraska • North Platte H.S.

SINGLE-GAME CAREER HIGHS

Solo Tackles: 1, vs. Western Oregon, 8-31-2023, and vs. Incarnate Word, 9-7-2024

Assisted Tackles: 1, at Oklahoma State, 8-31-2024

Total Tackles: 1, three times (last: vs. Incarnate Word, 9-7-2024)

Interceptions: 1, vs. Western Oregon, 8-31-2023

Pass Breakups: N/A