



# SOUTH DAKOTA STATE UNIVERSITY

## JACKRABBIT ATHLETICS NEWS RELEASE

Jackrabbit Sports Information • 2820 HPER Center • Brookings, SD 57007-1497  
Football Contact/Assistant AD-Athletic Communications: Jason Hove E-mail: Jason.Hove@sdstate.edu  
Office Phone: (605) 688-4623 Mobile: (605) 695-1827 Fax: (605) 688-5999  
Facebook: www.facebook.com/jackrabbit.nation Twitter: @GoJacksSDSU Website: www.GoJacks.com

### 2024 FOOTBALL INFORMATION

## Jackrabbits open season at Oklahoma State

### GAME NOTES — AUG. 31

#1/1 [FCS] SOUTH DAKOTA STATE (0-0)  
at 17/18 [FBS] OKLAHOMA STATE (0-0)

1 p.m. Saturday • Boone Pickens Stadium; Stillwater, Okla.



**HEAD COACH:** Mike Gundy (Oklahoma State, 1990)  
• 166-79 record in 19 full seasons at Oklahoma State

#### SERIES NOTE

- First Meeting

#### MEDIA INFORMATION

- Game will be televised on ESPN+ with the broadcast team of Shawn Kenney (play-by-play), Taylor McHargue (color analyst) and Tori Petry (sidelines) calling the action
- Radio pre-game show begins at 11 a.m. Central on the Jackrabbit Sports Network, which includes flagship station WNAX 570 AM-Yankton and the following affiliates:
  - KJJQ 910 AM-Brookings • KXLG 100.3 FM-Milbank • KORN 1490 AM/101.3 FM-Mitchell
  - KELO 1320 AM/KELQ 107.9 FM-Sioux Falls • KCCR 1240 AM/98.9 FM-Pierre
  - KIMM 106.7 FM/1150 AM-Rapid City • KLOH 1050 AM/94.1 FM-Pipestone, Minn.
  - KXLG 99.1 FM-Watertown • KWYR 93.7 FM-Winner
- Radio team of Tyler Merriam (play-by-play), Al Bahe (color), Scotty Kwas (sidelines) and Brent Bowen (pregame/postgame host) will call the action



**HEAD COACH:** Jimmy Rogers (SDSU, 2009)  
• 15-0 record in one full season as a collegiate head coach  
**STARTERS RETURNING:** 10 (3 Off., 5 Def., 2 ST)

### 2024 SCHEDULE AND RESULTS

#### AUGUST

31 at Oklahoma State 1 p.m.

#### SEPTEMBER

7 INCARNATE WORD [Dairy Drive] 6 p.m.

14 AUGUSTANA [Beef Bowl/Hall of Fame] 6 p.m.

21 at Southeastern Louisiana 6 p.m.

#### OCTOBER

5 \*at Northern Iowa 4 p.m.

12 \*YOUNGSTOWN STATE [Hobo Day] 2 p.m.

19 \*at North Dakota State [Dakota Marker] TBA

26 \*SOUTH DAKOTA [Interstate Series] TBA

#### NOVEMBER

2 \*MURRAY STATE [Military Appreciation] 2 p.m.

9 \*at North Dakota 1 p.m.

16 \*SOUTHERN ILLINOIS [Senior Day] 2 p.m.

23 \*at Missouri State 2 p.m.

\*Missouri Valley Football Conference game  
All times Central

### TALE OF THE TAPE — 2023 SEASON STATISTICS

OKLAHOMA STATE (10-4)	CATEGORY	SOUTH DAKOTA ST. (15-0)
29.6	Points Per Game	37.3
28.6	Points Allowed Per Game	9.3
155.3	Rushing Yardage Per Game	227.7
166.8	Rush Yardage Allowed/Game	89.6
276.5	Passing Yardage Per Game	222.2
11.3	Average Per Catch	14.7
275.0	Pass Yardage Allowed/Game	167.6
431.8	Total Offense Per Game	449.9
441.8	Total Offense Allowed/Game	257.2
19.7	Kick Return Average	22.2
3.8	Punt Return Average	17.4
13-194	Interception Returns	19-214
14-5	Fumbles-Lost	12-8
70-578	Penalties-Yards	97-915
29:48	Time of Possession/Game	31:35
80-209 (38%)	Third-Down Conversions	84-157 (54%)
11-20 (55%)	Fourth-Down Conversions	9-11 (82%)
55-62 (89%, 37 TD)	Red-Zone Offense	55-57 (96%, 45 TD)
32-37 (86%, 25 TD)	Red-Zone Defense	20-34 (59%, 10 TD)

## GAME NOTES — SOUTH DAKOTA STATE AT OKLAHOMA STATE

### 2023 SCHEDULE AND RESULTS

#### AUGUST

31 WESTERN OREGON W, 45-7

#### SEPTEMBER

9 MONTANA STATE W, 20-16

16 vs. Drake [at Minneapolis, Minn.] W, 70-7

30 \*NORTH DAKOTA W, 42-21

#### OCTOBER

7 \*at Illinois State W, 40-21

14 \*NORTHERN IOWA W, 41-6

21 \*at Southern Illinois W, 17-10

28 \*at South Dakota W, 37-3

#### NOVEMBER

4 \*NORTH DAKOTA STATE W, 33-16

11 \*at Youngstown State W, 34-0

18 \*MISSOURI STATE] W, 35-17

#### DECEMBER

2 ^MERCER W, 41-0

9 ^VILLANOVA W, 23-12

15 ^UALBANY W, 59-0

#### JANUARY

7 ^vs. Montana [at Frisco, Texas] W, 23-3

\*Missouri Valley Football Conference game

^Football Championship Subdivision playoff game

Sports Information Contact: Jason Hove

Aug. 28, 2024

BROOKINGS, S.D. — Two-time defending Football Championship Subdivision national champion South Dakota State will put a long winning streak on the line Saturday as it opens the 2024 season with a meeting against a ranked Oklahoma State squad from the Football Bowl Subdivision.

Kickoff is set for 1 p.m. at Boone Pickens Stadium in Stillwater, Oklahoma.

The top-ranked Jackrabbits bring an overall winning streak of 29 games into Saturday's contest. SDSU last suffered a defeat in the 2022 season opener at Iowa, falling 7-3 to the Hawkeyes on Sept. 3 of that year. Since then, the Jackrabbits reeled off 14 consecutive victories en route to the 2022 national title, then ran the table with a perfect 15-0 mark in 2023.

Oklahoma State, which is ranked 17th by the Associated Press and 18th by the FBS coaches in the preseason polls, is coming off a 10-4 campaign in 2023. The Cowboys posted a 7-2 record in the Big 12 Conference and closed the 2023 slate with a 31-23 victory over Texas A&M in the TaxAct Texas Bowl.

**THE SERIES:** Saturday's game will mark the first-ever meeting between South Dakota State and Oklahoma State in football.

Since moving to the Football Championship Subdivision in 2004, the Jackrabbits have played four games against current members of the Big 12 Conference and hold a 1-3 record. SDSU's lone win over a Big 12 foe was a 41-38 victory at Kansas in the 2015 season opener.

Following is a list of recent Jackrabbit games against Big 12 opponents:

2008 – Iowa State 44, South Dakota State 17 (Aug. 28, 2008 at Ames, Iowa)

2012 – Kansas 31, South Dakota State 17 (Sept. 1, 2012 at Lawrence, Kan.)

2015 – South Dakota State 41, Kansas 38 (Sept. 5, 2015 at Lawrence, Kan.)

2016 – TCU 59, South Dakota State 41 (at Fort Worth, Texas)

Note: A 2018 game between SDSU and Iowa State was canceled due to inclement weather

**FOR OPENERS:** In the Football Championship Subdivision era (since 2004), the Jackrabbits have compiled a 10-10 record in season-opening games, with six of the losses against Football Bowl Subdivision teams.

In the 20 previous seasons, the Jackrabbits opened with a road game 12 times and posted a 3-9 record, including a 2-6 mark against FBS opponents. SDSU's two wins against FBS foes were in 2015 at Kansas (41-38) and 2021 at Colorado State (42-23).

**YEAR 21 IN FCS:** The 2024 season marks the 21st season South Dakota State has competed in the Football Championship Subdivision.

Since joining the Division I ranks in 2004, the Jackrabbits have compiled a 171-79 record (.684 winning percentage).

In the decade of the 2020s, SDSU has put together a 48-7 record, which is good for an .873 winning percentage.

**PLAYOFF HISTORY:** South Dakota State made its 14th postseason appearance in its football history in 2023, with 13 of those berths coming as a member of the Football Championship Subdivision. SDSU's lone appearance in the NCAA Division II football playoffs came in 1979, when the Jacks dropped a 50-7 decision at Youngstown State.

The Jackrabbits have compiled a 22-12 record in the playoffs and made their 12th straight appearance in the FCS playoffs, including advancing to at least the semifinal round for the fourth season in a row and sixth time in the last seven seasons. SDSU made its first appearance in a national title game during the 2020-21 spring season, falling to Sam Houston, 23-21, then claimed its first-ever national championship in football with a 45-21 victory over North Dakota State in January 2023. The Jacks repeated as national champions during the 2023 campaign with a 23-3 victory over Montana.

SDSU advanced to the FCS national title game each of the three years it held the No. 1 overall seed in the playoff field (16 teams in 2020-21, 24 teams in 2022 & 2023).

### SEASON OPENERS IN FCS ERA

2004: UC Davis 52, SDSU 0

2005: \*SDSU 42, Wisconsin-La Crosse 13

2006: \*Wisconsin-La Crosse 17, SDSU 3

2007: Western Illinois 29, SDSU 26 [4 OT]

2008: Iowa State 44, SDSU 17

2009: \*SDSU 44, Georgia Southern 6

2010: Delaware 26, SDSU 3

2011: \*SDSU 29, Southern Utah 28

2012: Kansas 31, SDSU 17

2013: \*SDSU 55, Butler 14

2014: Missouri 38, SDSU 18

2015: SDSU 41, Kansas 38

2016: Texas Christian 59, SDSU 41

2017: \*SDSU 51, Duquesne 13

2018: \*SDSU 45, Montana State 14

2019: Minnesota 28, SDSU 21

2020-21: SDSU 24, Northern Iowa 20

2021: SDSU 42, Colorado State 23

2022: Iowa 7, SDSU 3

2023: \*SDSU 45, Western Oregon 7

\*denotes home game

## GAME NOTES — SOUTH DAKOTA STATE AT OKLAHOMA STATE

### YEAR-BY-YEAR IN FCS ERA

#### GREAT WEST FOOTBALL CONFERENCE

YEAR	OVERALL	CONF
2004	6-5	2-3
2005	6-5	3-2
2006	7-4	3-1
2007	7-4	4-0
<b>TOTALS</b>	<b>26-18</b>	<b>12-6</b>

#### MISSOURI VALLEY FOOTBALL CONF.

YEAR	OVERALL	CONF
2008	7-5	6-2
2009	8-4	7-1
2010	5-6	4-4
2011	5-6	4-4
2012	9-4	6-2
2013	9-5	5-3
2014	9-5	5-3
2015	8-4	5-3
2016	9-4	7-1
2017	11-3	6-2
2018	10-3	6-2
2019	8-5	5-3
2020-21	8-2	5-1
2021	11-4	5-3
2022	14-1	8-0
2023	15-0	8-0
<b>TOTALS</b>	<b>146-61</b>	<b>92-34</b>
<b>OVERALL TOTALS</b>	<b>171-79</b>	<b>104-40</b>

### CURRENT WINNING STREAKS

Overall: 29

(Last Loss: Sept. 3, 2022, at Iowa — L, 3-7)

MVFC: 17

(Last Loss: Nov. 13, 2021, at South Dakota — L, 20-23)

Home: 21

(Last Loss: Oct. 23, 2021, vs. Northern Iowa — L, 17-26)

Road/Neutral: 11

(Last Loss: Sept. 3, 2022, at Iowa — L, 3-7)

vs. Ranked FCS Opponents: 19

(Last Loss: Dec. 18, 2021, at Montana State — L, 17-31)

**SWEET 16 IN THE MVFC:** The 2023 season marked South Dakota State's 16th as a member of the Missouri Valley Football Conference. Since joining the league in 2008, SDSU is the only program in that span to not have a losing season in conference play.

The Jackrabbits hold a 92-34 record (.730 winning percentage) in MVFC games and have won six or more league games eight times. SDSU has claimed the league title four times: previously earning a share of league titles in 2016 and during the 2020-21 spring season before running the table with an 8-0 record in conference play en route to outright conference championships in both 2022 and 2023.

**ELITE COMPANY:** Heading into the 2023 postseason, South Dakota State was one of only two Football Championship Subdivision programs to reach the playoffs each of the last 12 seasons. The Jackrabbits secured the Missouri Valley Football Conference's automatic bid to the 2023 playoffs, assuring SDSU of its 12th consecutive postseason appearance and 13th overall at the FCS level.

MVFC rival North Dakota State holds the longest active streak with 14 consecutive trips to the playoffs after gaining an at-large berth to the 2023 tournament.

**WINNING STREAKS CONTINUE:** South Dakota State extended several winning streaks during its 2023 playoff run.

First, the Jackrabbits extended their overall winning streak to 29 games dating back to the second game of the 2022 season. SDSU has won 19 games against ranked FCS opponents in that span, including three victories over North Dakota State and two each against North Dakota and Montana State.

SDSU also lengthened its current winning streak in home games to 21.

The Jackrabbits' 29-game winning streak is now the third-longest in the history of the Football Championship Subdivision, which dates back to 1978. The FCS winning streaks of 20 or more games are:

- 39 games – North Dakota State (2017-20)
- 33 – North Dakota State (2012-14)
- **29 – South Dakota State (2022-present)**
- 26 – James Madison (2016-17)
- 24 – Pennsylvania (1992-95); Montana (2001-02)
- 22 – Harvard (2013-15); Sam Houston (2019-21)
- 21 – Montana (1995-96); Colgate (2002-03)
- 20 – Holy Cross (1990-92); Dayton (1996-97)

**RANKINGS STREAK:** By being ranked first in the final Stats Perform FCS poll of the 2023 season and again to open the 2024 campaign, SDSU has now appeared in the top 25 of 160 consecutive media polls dating back to October 2012.

The Jackrabbits have not relinquished the top spot in the poll since ascending to that ranking on Oct. 17, 2022. SDSU held on to the ranking for the final seven surveys of the 2022 season and has extended its streak at No. 1 to 22 consecutive polls with its top billing in the 2024 preseason poll.

SDSU received 52 of 56 first-place votes in the 2024 Stats Perform FCS preseason poll and also earned 25 of 26 first-place votes in the first American Football Coaches Association rankings.

**CAPTAINS:** Leading the Jackrabbit football team are six captains:

- Dalys Beenum, Sr., Omaha, Nebraska;
- Adam Bock, Sr., linebacker, Solon, Iowa;
- Jarod DePriest, Sr., defensive tackle, Trivoli, Illinois;
- Mark Gronowski, Sr., quarterback, Naperville, Illinois;
- Tucker Large, Jr., safety, Sioux Falls;
- Gus Miller, Sr., offensive lineman, Brookings.

Bock and Gronowski are both in their third seasons in the role, while the other four captains are first-time captains.

## QUICK FACTS

### SDSU INFORMATION

**LOCATION:** Brookings, S.D.  
**ENROLLMENT:** 11,505 (fall 2023)  
**COLORS:** Yellow and Blue  
**NICKNAME:** Jackrabbits  
**AFFILIATION:** NCAA Division I Football  
 Championship Subdivision  
**CONFERENCE:** Missouri Valley Football Conference  
**STADIUM:** Dana J. Dykhouse Stadium (19,340  
 capacity - AstroTurf surface)

### 2023 RECAP

**OVERALL RECORD:** 15-0  
**CONFERENCE RECORD:** 8-0 (first place in Missouri Valley  
 Football Conference)  
**POSTSEASON:** Football Championship Subdivision  
 National Champion (repeat champion)  
**HOME RECORD:** 9-0  
**AWAY/NEUTRAL RECORD:** 4-0/2-0  
**FINAL RANKINGS:** 1st (Stats Perform media)/1st (AFCA  
 FCS Coaches)

### TEAM INFORMATION

**LETTERMEN RETURNING:** 53      **LETTERMEN LOST:** 18  
 • Offense: 20      • Offense: 9  
 • Defense: 31      • Defense: 9  
 • Special Teams: 2      • Special Teams: 0

**STARTERS RETURNING:** 10  
 • Offense: 3 • Defense: 5 • Special Teams: 2

**OFFENSIVE STARTERS RETURNING (3):** Evan Beerntsen,  
 OG; Mark Gronowski, QB; Gus Miller, C.

**DEFENSIVE STARTERS RETURNING (5):** Dalys Beanum, CB;  
 Adam Bock, LB; Jarod DePriest, DT; Tucker Large, S;  
 Cale Reeder, S.

**SPECIAL TEAMS STARTERS RETURNING (2):** Hunter  
 Dustman, K/P; Kaydon Olivia, LS.

**OTHER RETURNING LETTERMEN (43):** Steven Arrell, CB;  
 Max Baloun, DT; Jon Bell, QB; Kevin Brenner, TE;  
 Quinten Christensen, OL; Devon Cole Jr., WR; Cody  
 Cotton, CB; Aydan Dautermann, CB; Matthew  
 Durrance, S; Caleb Frandl, LB; Greyton Gannon, TE;  
 Grahm Goering, WR; Brody Gormley, TE; Logan Green,  
 DT; Abe Hoskins III, CB; Colby Huerter, S; Amar  
 Johnson, RB; Angel Johnson, RB; Bryce  
 Johnson, LB; Dontay Johnson, S; Randy Keumogne,  
 DE; Aaron Kusler, LB; Jalen Lee, OL; Jalen B. Lee, CB;  
 Chase Mason, QB; Daeton Mcgaughy, LB; Cullen  
 McShane, LB; Joe Ollman, LB; William Paekpke, OL;  
 Blake Peterson, DE; Marcus Preston, WR; Dawson  
 Ripperda, DE; Dawson Rudd, OL; Graham Spalding,  
 LB; Myles Taylor, CB; Noah Thompson, S; Kolten  
 Tilford, S; Levi Vanden Bos, DE; Ethan Vibert, OL; Kirby  
 Vorhees, RB; Griffin Wilde, WR; Zac Wilson, DE; Aaron  
 Wolfcale-Holsten, DT.

**PRESEASON ALL-AMERICANS:** South Dakota State is well-represented on the 2024 Stats Perform FCS Preseason All-America Team with six selections. The honor squad was announced Monday and includes first-team selections Mark Gronowski and Adam Bock from the Jackrabbits.

Gronowski, the reigning Walter Payton Award winner as the top offensive player in the FCS ranks a year ago, returns for his senior season after throwing for 3,058 yards and 29 touchdown against only five interceptions in 2023. The Naperville, Illinois, native led the FCS in quarterback rating at 179.67 while completing 68.1 percent (209-of-307) of his passes.

In addition, Gronowski ran for 402 yards and eight touchdowns in helping lead the Jackrabbits to a 15-0 record in 2023.

Gronowski is again on the Walter Payton Award Preseason Watch List, while Bock returns to the Buck Buchanan Award Preseason Watch List after being a finalist for the top defensive player in FCS in 2021.

A senior linebacker from Solon, Iowa, Bock ranked third on the team last season with 65 tackles despite missing five games due to injury. A two-time first-team all-Missouri Valley Football Conference selection and a second-team All-America honoree in 2021, Bock has tallied more than 300 career tackles.

Receiving second-team honors on the Stats Perform preseason squad were offensive lineman Gus Miller and punt returner Tucker Large. The FCS winner of the 2023 Rimington Award as the top center and a Brookings native, Miller played a key role within an offensive line that helped pave the way for the Jackrabbits to average 37.3 points and 449.9 yards of total offense per game.

Large, a junior from Sioux Falls, averaged 18.9 yards per punt return attempt last season and set an SDSU single-game record with 159 yards versus Drake. Also a starting safety for the Jackrabbits, Large ranked second on the team with four interceptions and added 49 tackles.

Rounding out the Jackrabbit contingent on the Stats Perform FCS Preseason All-America Team were third-team honorees Dalys Beanum and Amar Johnson. Beanum, a senior cornerback from Omaha, is coming off a 2023 campaign in which he recorded a team-best five interceptions while also contributing 29 tackles and two pass breakups.

Johnson made the squad as an all-purpose back after ranking second on the team in 2023 with 1,205 all-purpose yards (80.3 ypg). A senior from O'Fallon, Missouri, Johnson finished second on the squad with 801 rushing yards, averaging 6.3 yards per carry, while also tallying 282 yards on kickoff returns (23.5 yards per attempt) and catching 12 passes for 122 yards.

**GRONOWSKI A DUAL THREAT:** South Dakota State quarterback Mark Gronowski reached a pair of career milestones early in the 2023 season.

On his 20-yard touchdown run in the third quarter of the game against Sept. 9 game against Montana State, Gronowski topped the 1,000-yard mark for career rushing. One week later, Gronowski surpassed 5,000 career passing yards as he completed 18-of-25 passes for 226 yards and a career-high five touchdowns against Drake.

Gronowski is the third SDSU quarterback to top 5,000 yards passing and 1,000 yards rushing in his career, joining Taryn Christion (11,535 passing/1,515 rushing from 2015-18) and Ted Wahl (6,016 passing/1,229 rushing from 1985-88). Gronowski ranks third in SDSU history with 7,415 passing yards and 8,749 yards of total offense.

He had a streak of passing and rushing for a touchdown in 11 consecutive games come to an end Oct. 21, 2023, at Southern Illinois, but has accomplished the feat in 22 of 40 career starts. The Jackrabbits have a 37-3 record in Gronowski's 40 career starts, including an 11-1 mark in postseason games.



## GAME NOTES — SOUTH DAKOTA STATE AT OKLAHOMA STATE

### 2023 OPENING DRIVES BY HALF

OPPONENT	1ST-O	2ND-O	1ST-D	2ND-D
Western Oregon	TD	Downs	INT-TD	Punt
Montana State	Fumble	TD	Punt	Punt
Drake	TD	TD	TD	Punt
North Dakota	TD	TD	Punt	Punt
Illinois State	TD	Punt	Punt	TD
Northern Iowa	TD	TD	Punt	Punt
Southern Illinois	Punt	TD	Downs	Punt
South Dakota	Punt	FG	FG	Punt
North Dakota State	TD	TD	TD	Miss FG
Youngstown State	FG	TD	Punt	Downs
Missouri State	TD	Punt	Punt	TD
Mercer	FG	TD	Punt	Punt
Villanova	FG	Fumble	Punt	Punt
UAlbany	TD	Punt	INT	Fum-TD
Montana	TD	Punt	Downs	Fum

### 2023 LONGEST DRIVES

#### By PLAYS

18 - North Dakota (2Q), 18-91-9:36 (touchdown)

#### By YARDS

95- Montana State (3Q/4Q), 11-95-6:40 (touchdown)

#### By TIME OF POSSESSION

9:36 - North Dakota (2Q), 18-91-9:36 (touchdown)

**MODELS OF EFFICIENCY:** South Dakota State made 57 trips into the red zone during the 2023 season and came away with points 55 of those times for an FCS-best 96 percent efficiency rate. The Jacks scored a touchdown on 45 of those trips — 30 rushing, 15 passing — with 10 field goals.

SDSU went 13-for-14 in red-zone trips during the postseason, scoring nine touchdowns with four field goals. The Jackrabbits' lone red-zone trip in which they did not score ended with a kneel-down to run out the clock against Villanova.

The Jacks had a streak over two seasons of scoring on 70 consecutive drives into the red zone come to end with an interception in the end zone early in the fourth quarter of the Oct. 21, 2023, game at Southern Illinois. Before that, the last time SDSU did not score when inside the opponent's 20-yard line was on a missed field goal in the second quarter of their Oct. 1, 2022, game versus Western Illinois. SDSU had scored 57 touchdowns and kicked 13 field goals in that span.

In addition, the Jackrabbits led the FCS ranks in both third-down and fourth-down conversions on offense. SDSU converted on an FCS-best 53.5 percent (84-of-157) of its third-down attempts, highlighted by a 9-for-14 performance in the opening round of the playoffs against Mercer.

SDSU finished above 50 percent in the first six games of the season before being limited to a 4-for-12 performance Oct. 21 at Southern Illinois.

On fourth down, the Jackrabbits converted 9-of-11 times for 82 percent, including making good on their lone attempt in the Dec. 9 playoff matchup against Villanova.

**BOTH ENDS OF THE SPECTRUM:** The Jackrabbits wrapped up the 2023 season by ranking in the top six of the Football Championship Subdivision in both scoring offense (sixth, 37.3 points per game) and scoring defense (first, 9.3 points per game). SDSU has scored 20 or more points in 28 of the 29 games in their current winning streak and has held the opposition to 10 points or less 13 times, including nine times last season.

The Jackrabbits pitched a shutout in three of their last six games — a 34-0 victory at Youngstown State on Nov. 11, a 41-0 whitewashing of Mercer on Dec. 2 and blanking UAlbany, 59-0, on Dec. 15. Overall, SDSU outscored the opposition, 146-15, in four playoff games, allowing only one touchdown.

**OWNING THE THIRD:** South Dakota State held a huge advantage coming out of the locker room at halftime by outscoring the opposition by a 123-14 margin in the third quarter of games last season. The Jackrabbits solidified that margin by outscoring Montana, 16-0, in the third stanza of the national championship game.

**PICKING OFF THE COMPETITION:** The Jackrabbit defense has continually taken the ball away from the opposition in recent seasons, including leading the Football Championship Subdivision in interceptions two of the last three seasons while ranking second in 2023.

After leading the subdivision with 21 interceptions in 2021, SDSU tallied an FCS-best 18 interceptions in 2022, including two in that season's national championship game against North Dakota State. Jackrabbit defenders recorded at least one interception in each of their 11 regular season games during the 2022 campaign.

Last year, the Jackrabbits hauled in 19 interceptions to rank second among FCS squads. SDSU tallied three interceptions in its 2023 season opener against Western Oregon (Colby Huerter, Tucker Large, Kolten Tilford) and again in the Dec. 15 semifinal playoff game versus UAlbany (Large, DyShawn Gales, Dalys Beanum).

Beanum recorded an interception in each of SDSU's four playoff games. Seven of his 11 career interceptions have come in the postseason.

Dating back to the start of the 2018 season, the Jackrabbits have intercepted at least one pass in 65 of their last 81 games for a total of 106 pickoffs.

## SDSU CAREER FIELD GOALS

1. Parker Douglass, 2004-07 .....	62
2. Justin Syrovatka, 2011-14 .....	55
3. Chase Vinatieri, 2016-19 .....	47
4. <b>Hunter Dustman, 2020-present.....</b>	<b>37</b>
5. Brett Gorden, 1995-98 .....	36
6. Peter Reifenrath, 2008-10 .....	34
7. Cole Frahm, 2019-21 .....	33
8. Adam Vinatieri, 1991-94 .....	27
9. Tony Harris, 1977-80 .....	23
K.C. Johnson, 1984-86 .....	23
Keith Witt, 2002-03 .....	23

## SDSU CAREER INTERCEPTIONS

1. Charlie Clarksean, 1970-73 .....	14
2. Mark Struck, 1991-95 .....	13
3. Mike Jaunich, 1991-94 .....	12
Wayne Rasmussen, 1961-63 .....	12
5. Dan Dummermuth, 1979-81 .....	11
<b>Dalys Beanum, 2020-present .....</b>	<b>11</b>
7. Mike Breske, 1976-80 .....	10
Jim Smith, 1982-83 .....	10
Greg Osmundson, 1986-89 .....	10
Chris Coauette, 2001-04 .....	10
Tyler Koch, 2004-07 .....	10
Conrad Kjerstad, 2007-10 .....	10
Je Ryan Butler, 2012-15 .....	10

**MANY HAPPY RETURNS:** South Dakota State raced out to a 28-0 lead a minute into the second quarter of its 2023 season opener against Western Oregon thanks to a pair of long interception returns for touchdowns by its starting safeties.

First, Colby Huerter hauled in an interception off a deflection by DyShawn Gales for a 54-yard return for touchdown. On the first play of the second quarter, Tucker Large picked off a pass and weaved his way through traffic for a 64-yard score.

It marked the fifth time in the Division I era of Jackrabbit football (since 2004) that SDSU returned two interceptions for touchdowns in the same game. The others:

- Sept. 29, 2007 vs. Stephen F. Austin – Jimmy Rogers (32 yards, Q2), Conrad Kjerstad (82 yards, Q4);
- Nov. 10, 2007 vs. Southern Utah — Tyler Koch (45 and 99 yards in Q4);
- Oct. 1, 2016 vs. Western Illinois – Christian Rozeboom (37 yards, Q3), Dallas Brown (19 yards, Q3);
- Nov. 27, 2021 vs. UC Davis — Adam Bock (39 yards, Q3), Dalys Beanum (59 yards, Q4).

SDSU also scored two return touchdowns in the Dec. 15 semifinal victory against UAlbany when Tucker Large returned a punt 79 yards to the end zone midway through the second quarter and Jason Freeman scooped up a fumble on the second play of the second half and returned it 34 yards to push the Jackrabbit lead to 42-0.

**SPOTTING THE LEAD:** Scoring first has mattered little during South Dakota State's school-record 29-game winning streak. Jackrabbit opponents have drawn first blood 10 times in that span, including four games (Montana State, Drake, South Dakota, North Dakota State) last season.

The largest deficit faced by SDSU during its winning streak has been 14 points on two occasions, the last of which came against North Dakota in the squads' 2022 meeting in Grand Forks. UND scored the first 14 points of the game before the Jackrabbits took control by scoring 42 of the next 49 points en route to a 49-35 win.

**DOUBLE-DUTY DUSTMAN:** Senior Hunter Dustman has figured prominently in the Jackrabbits' special teams efforts the past two seasons.

A native of East Bethel, Minnesota, Dustman has handled both the kicking and punting duties for the Jackrabbits. As the placekicker, he has put together back-to-back 100-point seasons, scoring 113 points in 2022 and 122 points during the 2023 season. He made 18 field goals each of the past two seasons and enters the 2024 campaign fourth on the program career charts with 37 field goals.

In addition, Dustman set an SDSU single-season record with 68 extra points in 2023.

A four-time Missouri Valley Football Conference Special Teams Player of the Week award winner, Dustman has averaged 42.5 yards on 120 career punts.

**FREUND JOINS COACHING STAFF:** Danny Freund was hired as co-offensive coordinator and quarterbacks coach in January 2024. He will share coordinator duties with Ryan Olson, who has been a member of the SDSU coaching staff since 2021 and will retain duties coaching the offensive line.

Freund spent the last dozen years coaching at the University of North Dakota, including serving as offensive coordinator and quarterbacks coach since 2018. He helped lead the Fighting Hawks to five FCS playoff appearances, as well as a share of the Missouri Valley Football Conference title during the 2020-21 spring season.

Prior to his role as offensive coordinator, Freund had stints coaching UND's running backs, fullbacks and wide receivers. He also held the title of associate head coach during the 2023 season, when the Fighting Hawks averaged 34.1 points per game en route to a postseason berth. He was honored by RII Sports Technology with its GRAPHITE Award, which recognizes excellence and efficiency in play-calling.

Freund was a two-year team captain (2007, 2008) as UND made the transition from NCAA Division II, compiling a 16-6 record as the starting quarterback. He set multiple school passing records before embarking on his coaching career as a graduate assistant at Carthage College in Kenosha, Wisconsin, in 2010. Freund returned to Grand Forks and UND in 2011.

## DANA J. DYKHOUSE STADIUM RECORDS

### YEAR-BY-YEAR RECORDS

2016	6-1
2017	7-1
2018	7-0
2019	5-3
2020-21	5-0
2021	5-2
2022	9-0
2023	9-0
<b>TOTALS</b>	<b>53-7</b>

### ATTENDANCE TOP 10

<b>Nov. 4, 2023 • vs. North Dakota State</b>	<b>19,431</b>
Oct. 26, 2019 • vs. North Dakota State	19,371
<b>Oct. 14, 2023 • vs. Northern Iowa</b>	<b>19,357</b>
Oct. 8, 2022 • vs. South Dakota	19,332
<b>Sept. 9, 2023 • vs. Montana State</b>	<b>19,332</b>
<b>Sept. 30, 2023 • vs. North Dakota</b>	<b>19,231</b>
Oct. 29, 2022 • vs. Indiana State	19,041
Nov. 4, 2017 • vs. North Dakota State	18,130
Nov. 6, 2021 • vs. North Dakota State	18,122
Oct. 22, 2016 • vs. Youngstown State	17,730

**THE 12TH MAN:** South Dakota State benefited from large crowds throughout the 2023 regular season, averaging 18,208 fans after coming off a national championship.

The Jackrabbits drew their first of four sellout crowds this season when 19,332 fans came out for the Sept. 9 showdown against Montana State, which at the time tied for the second-largest attendance in the seven-year history of Dana J. Dykhouse Stadium. The crowd played a big role in the game, helping factor in nine false-start penalties by Montana State in the game, including six in the final quarter.

The Nov. 4 Dakota Marker game against North Dakota State, which was a rematch from the 2022 FCS national championship game, drew a stadium-record 19,431 fans.

Two other crowds this season have reached sellout status, with 19,357 fans clicking through the turnstiles for the Oct. 14 Hobo Day game versus Northern Iowa and a total of 19,231 fans in attendance for the Sept. 30 league opener with North Dakota.

SDSU also set program playoff attendance records in all three postseason games the Jackrabbits hosted, highlighted by a crowd of 12,265 for the semifinal game against UAlbany.

**DANA J. DYKHOUSE STADIUM:** Jackrabbit football moved into a new home in September of 2016 with the completion of Dana J. Dykhouse Stadium.

The stadium, which was constructed in phases on the site of SDSU's previous home field, Coughlin-Alumni Stadium, seats 19,340 spectators and cost \$65 million to build.

Dana J. Dykhouse Stadium is being funded through private gifts and long-term revenue streams, including concessions and suite, loge box and ticket sales. Bonds are financing nearly two-thirds of the project's construction, with the remaining dollars coming from private support. Lead gifts totaling \$12.5 million from former Jackrabbit football player and Sioux Falls banker Dana Dykhouse and philanthropist T. Denny Sanford were announced in October 2013.

The stadium officially opened Sept. 8, 2016, featuring a concert by country music stars Luke Bryan, Little Big Town and Lee Brice as part of the Jacks Bash opening weekend. The first football game was two days later, on Sept. 10, when the Jackrabbits defeated Drake, 56-28.

SDSU has gone on to post a 53-7 record at Dana J. Dykhouse Stadium during its seven seasons of operation, including a 14-1 mark in FCS playoff games. The Jacks' current home winning streak is 21 games (including playoff games), with their last home loss a 26-17 setback to Northern Iowa on Oct. 23, 2021.

In 2023, the Jackrabbits completed their fourth undefeated season while playing at Dana J. Dykhouse Stadium, compiling a 9-0 record. SDSU previously posted perfect home records in 2018 (7-0), the 2020-21 spring season (5-0) and 2022 (9-0).

Dana J. Dykhouse Stadium was designed by Kansas City-based Crawford Architects, with the construction firm JE Dunn serving as the project manager at risk and Henry Carlson Company of Sioux Falls serving as general contractor.

**JACKS IN THE PROS:** In preparation for the 2024 season, more than a dozen former South Dakota State standouts were in National Football League training camps, continuing the Jackrabbits' long tradition of developing players into pro prospects.

Headlining the list is tight end Dallas Goedert of the Philadelphia Eagles. After being selected in the second round of the 2018 NFL Draft, Goedert has gone on to record 307 receptions for 3,589 yards and 22 touchdowns in six seasons. In helping lead the Eagles to the Super Bowl during the 2022 season, Goedert caught 55 passes for 702 yards and three touchdowns.

Linebacker Christian Rozeboom earned a Super Bowl ring with the Los Angeles Rams during the 2021 season. A member of the Rams' practice squad in 2020, Rozeboom made his NFL debut with the Kansas City Chiefs early in 2021 before returning to Los Angeles and seeing action mostly on special teams for the Rams for the remainder of the regular season and postseason.

## PRONUNCIATION GUIDE

### COACHES

Danny Freund	froid
Jake/Pete Menage	MEN-age

### PLAYERS

Jack Amer	AIM-er
Steven Arrell	ah-RELL
Max Baloun	bah-LOON
Evan Beerntsen	BURNT-sen
Brenden Begeman	BEG-ah-man
Matthew Durrance	durr-ANTS
Caleb Franci	FRANCE-III
Grahm Goering	GORE-ing
Mark Gronowski	grow-NOW-ski
Colby Huerter	HURT-er
Randy Keumogne	cah-MOAN-yay
Isaac Kracl	KROTZ-ill
Aaron Kusler	COOSE-ler
Daeton Mcgaughy	Mc-GOY
Joe Ollman	OHL-man
William Paepke	PAP-key
Kentrell Prejean	KEN-trell PRAY-john
Dawson Ripperda	RIP-er-dah
Noah St-Juste	saint-JOOST
Jace Sifore	CY-for
Davin Stoffel	STAW-full
Ethan Vibert	VY-bert
Griffin Wilde	WILL-dee

Rozeboom moved into a starting role in 2023 and totaled 79 tackles with an interception.

For the first time since 1976, the Jackrabbits saw two players selected in the same NFL Draft following the 2021 campaign. Running back Pierre Strong was a fourth-round selection by the New England Patriots, while quarterback Chris Oladokun was taken by the Pittsburgh Steelers.

Strong went on to gain 100 yards on 10 carries and added seven receptions for 42 yards during his rookie season with the Patriots before being traded to Cleveland at the end of training camp in 2023. He added 291 rushing yards and a touchdown while also contributing as a kick returner for the Browns.

Oladokun was released by the Steelers, but was assigned to the practice squad of the Super Bowl champion Kansas City Chiefs in 2022. He spent time on the active roster in 2023 as Kansas City went on to win its second consecutive Super Bowl.

Tight end Tucker Kraft was a third-round draft choice of the Green Bay Packers in 2023 and turned in a strong second half to his rookie season, finishing the year with 31 catches for 355 yards and a pair of touchdowns.

SDSU had two more players selected in the NFL Draft in 2024 when Mason McCormick was taken in the fourth round by Pittsburgh and Isaiah Davis was a fifth-round pick of the New York Jets.

Six others who played on both Jackrabbit national championship teams later signed as free agents: cornerback DyShawn Gales (Cleveland); offensive tackle Garret Greenfield (Seattle); tight end Zach Heins (Los Angeles Chargers); wide receivers Jadon and Jaxon Janke (Houston), and linebacker/safety Isaiah Stalbird (New Orleans).

Headlining the list of Jackrabbit pro football alumni are Hall of Famer Jim Langer and the NFL's career scoring leader, Adam Vinatieri.

Langer who played football at SDSU from 1967-69 and also was an All-American in baseball, played center on every offensive down during the Miami Dolphins' perfect season in 1972. He was a first-team All-Pro four times and was selected to play in six Pro Bowl games. He played in three Super Bowl games with the Dolphins from 1970-79 before finishing his career with the Minnesota Vikings from 1980-81. Langer passed away in September 2019.

Vinatieri wrapped up his playing career after becoming the NFL's all-time scoring leader in 2018 as a member of the Indianapolis Colts. Over Vinatieri's 24 seasons from 1996-2019, his totals include NFL bests of 599-of-715 on field goal attempts, 83.8 percent, and 2,673 career points. He also ranks second in career extra points with 874.

In all, Vinatieri set 15 NFL records, including 21 100-point seasons.

**ROGERS SHOW:** The Jimmy Rogers Radio Show airs throughout the 2024 season.

The weekly, hour-long show originates in front of a live audience at 6 p.m. Mondays at Cubby's Sports Bar and Grill in downtown Brookings. Hosted by Tyler Merriam, the show airs along the Jackrabbit Sports Network, including flagship station WNAX 570 AM, and can be heard through the Jackrabbit app and online at GoJacks.com.

Weekly segments include interviews with Jackrabbit coaches, student-athletes and others associated with SDSU football. Fans can submit questions through social media platforms and fans in attendance can register for weekly prizes.

**A LOOK AHEAD:** The Jackrabbits return home to open the home portion of their schedule with the annual Dairy Drive game against Incarnate Word on Sept. 7. A celebration of the 2023 national championship will precede the game, with kickoff slated for 6 p.m. at Dana J. Dykhouse Stadium.



# DEPTH CHART vs. OKLAHOMA STATE

## OFFENSE

<b>LT</b>	69	Quinten Christensen, 6-5, 300, So., Wessington Springs, S.D.
	62	Kenyon BigBow, 6-5, 295, R-Fr., Anadarko, Okla.
<b>LG</b>	64	Ethan Vibert, 6-4, 310, Sr., Regina, Saskatchewan
	77	William Paepke, 6-5, 295, R-Fr., Rapid City, S.D.
<b>C</b>	50	GUS MILLER, 6-3, 295, Sr., Brookings, S.D.
	58	Jackson Kerstin, 6-4, 280, R-Fr., Naperville, Ill.
<b>RG</b>	61	EVAN BEERNTSEN, 6-4, 300, Sr., De Pere, Wis.
	54	Jalen Lee, 6-3, 310, Sr., Robbins, Ill.
<b>RT</b>	76	Sam Hagen, 6-6, 315, Jr., Fordville, N.D.
	78	Marcus Hicks, 6-6, 320, Sr., Wichita, Kan.
<b>TE</b> (Y) or	87	Davin Stoffel, 6-6, 250, R-Fr., Mosinee, Wis.
	83	David Alpers, 6-6, 240, So., Sioux Falls, S.D.
	89	Brody Gormley, 6-7, 245, So., Topeka, Kan.
<b>TE</b>	88	Greyton Gannon, 6-4, 235, So., Eagle, Wis.
	44	Kevin Brenner, 6-3, 240, Sr., Silver Lake, Wis.
<b>WR</b> (X)	12	Grahm Goering, 6-2, 200, Jr., Iowa City, Iowa
	6	Elijah Ervin, 6-1, 195, Jr., Phoenix, Ariz.
<b>WR</b> (W)	15	Devon Cole Jr., 5-10, 185, Sr., Clermont, Fla.
	4	Kentrell Prejean, 5-8, 160, R-Fr., Lafayette, La.
<b>WR</b> (Z)	18	Griffin Wilde, 6-2, 200, So., Sioux Falls, S.D.
	2	Marcus Preston, 6-2, 200, Sr., Lawrence, Kan.
<b>QB</b>	11	MARK GRONOWSKI, 6-3, 225, Sr., Naperville, Ill.
	7	Chase Mason, 6-4, 230, Jr., Hurley, S.D.
	5	Jon Bell, 6-3 195, Jr., Naperville, Ill.
<b>RB</b>	3	Amar Johnson, 5-10, 200, Sr., O'Fallon, Mo.
	21	Angel Johnson, 5-9, 195, Jr., Irene, S.D.

Returning starters indicated in CAPS

## DEFENSE

<b>DE</b>	95	Zac Wilson, 6-3, 245, Sr., Chipley, Fla.
	57	Levi Vanden Bos, 6-3, 250, Jr., Rock Valley, Iowa
<b>NT</b>	93	Max Baloun, 6-6, 285, Jr., Redfield, S.D.
	96	Bryce Hawthorne, 6-3, 285, R-Fr., Osseo, Minn.
or	51	Logan Green, 6-4, 290, So., Northboro, Iowa
<b>DT</b>	52	JAROD DePRIEST, 6-5, 285, Sr., Trivoli, Ill.
	94	Kobe Clayborne, 6-0, 275, Jr., Sioux City, Iowa
or	55	Aaron Wolfcale-Holsten, 6-2, 285, Jr., Gilbert, Ariz.
<b>DE</b>	99	Dawson Ripperda, 6-4, 245, So., Larchwood, Iowa
	90	Randy Keumonge, 6-2, 240, Sr., Oakdale, Minn.
or	97	Reis Kirschenman, 6-4, 245, R-Fr., Tea, S.D.
<b>LB</b> (Will) or	29	Graham Spalding, 6-2, 210, Sr., Oviedo, Fla.
	40	Aaron Kusler, 6-3, 230, Sr., Sioux Falls, S.D.
	0	Daeton Mcgaughy, 6-0, 205, Sr., Elwood, Kan.
<b>LB</b> (Mike) or	32	ADAM BOCK, 6-1, 225, Sr., Solon, Iowa
	5	Cullen McShane, 6-2, 230, So., Marquette, Iowa
	11	Joe Ollman, 6-1, 225, So., Mequon, Wis.
<b>LB</b> (Sam) or	9	Caleb Frandl, 6-1, 195, Sr., Grand Island, Neb.
	0	Daeton Mcgaughy, 6-0, 205, Sr., Elwood, Kan.
	28	Chase Van Tol, 6-1, 200, R-Fr., Tea, S.D.
<b>LCB</b>	7	DALYS BEANUM, 6-1, 200, Sr., Omaha, Neb.
	2	Myles Taylor, 6-1, 175, Jr., Gilbert, Ariz.
<b>FS</b>	1	TUCKER LARGE, 5-11, 185, Jr., Sioux Falls, S.D.
	26	Kolten Tilford, 5-9, 180, R-Fr., North Platte, Neb.
	23	Matthew Durrance, 6-2, 215, Jr., Lutz, Fla.
<b>SS</b>	25	CALE REEDER, 6-0, 190, Sr., Yorkville, Ill.
	14	Colby Huerter, 6-1, 200, Jr., Katy, Texas
<b>RCB</b>	4	Steven Arrell, 6-3, 195, Jr., Brooklyn Park, Minn.
	22	Colby Humphrey, 5-11, 185, Sr., Birmingham, Ala.

## SPECIAL TEAMS

<b>PK</b>	10	HUNTER DUSTMAN, 6-4, 225, Sr., East Bethel, Minn.	<b>Holder</b>	5	Jon Bell, 6-3 195, Jr., Naperville, Ill.
	99	Jack Stevens, 6-0, 160, Fr., North Augusta, S.C.		25	Cale Reeder, 6-0, 190, Sr., Yorkville, Ill.
<b>P</b>	10	HUNTER DUSTMAN, 6-4, 225, Sr., East Bethel, Minn.	<b>KOR</b>	12	Grahm Goering, 6-2, 200, Jr., Iowa City, Iowa
	41	Max Pelham, 6-1, 195, Jr., Ankeny, Iowa		21	Angel Johnson, 5-9, 190, So., Irene, S.D.
<b>Long Snaps</b>	37	KAYDON OLIVIA, 5-11, 215, Jr., Schertz, Texas	<b>PR</b>	1	TUCKER LARGE, 5-11, 185, Jr., Sioux Falls, S.D.
	59	Carson Strohsbeen, 6-1, 210, R-Fr., Sioux City, Iowa		7	Dalys Beanum, 6-1, 200, Sr., Omaha, Neb.

## COACHING STAFF

Head Coach: Jimmy Rogers  
 Offensive Coordinator/Offensive Line: Ryan Olson [F]  
 Co-Offensive Coordinator/Quarterbacks: Danny Freund [B]  
 Defensive Coordinator/Linebackers: Jesse Bobbit [B]  
 Special Teams Coordinator: Pat Cashmore [F]  
 Cornerbacks: Mike Banks [B]  
 Defensive Line: Jalon Bibbs [F]


Wide Receivers: Jake Menage [F]  
 Safeties: Pete Menage [F]  
 Tight Ends: Chris Meyers [B]  
 Running Backs: Robbie Rouse [F]  
 Offensive Quality Control: Taylor Lucas, Lane Peterson, Kyle Saddler  
 Defensive Quality Control: Dalton Thomas  
 Special Teams Quality Control/Video Coordinator: Brayden Gage



# South Dakota State University JACKRABBITS

## 2024 Football Roster

No.	NAME	Pos	Ht	Wt	Yr	HOMETOWN	No.	NAME	Pos	Ht	Wt	Yr	HOMETOWN
0	Daeton Mcgaughy	LB	6-0	205	Sr.	Elwood, Kan.	46	Blake Leiferman	TE	6-5	250	Fr.	Kimball, S.D.
1	Tucker Large	S	5-11	185	Jr.	Sioux Falls, S.D.	47	Kytan Fyfe	LB	6-2	205	R-Fr.	Grand Island, Neb.
2	Marcus Preston	WR	6-2	200	Sr.	Lawrence, Kan.	48	Jack Nash	LB	6-1	185	Fr.	Palmer, Alaska
2	Myles Taylor	CB	6-1	175	Jr.	Gilbert, Ariz.	49	Beau Baker	TE	6-6	250	Fr.	Springfield, Ky.
3	Amar Johnson	RB	5-10	205	Sr.	O'Fallon, Mo.	50	Gus Miller	OL	6-3	295	Sr.	Brookings, S.D.
3	Dontay Johnson	S	6-2	190	So.	Fort Collins, Colo.	50	Nick Wells	DE	6-4	260	R-Fr.	Sioux City, Iowa
4	Steven Arrell	CB	6-3	200	Sr.	Brooklyn Park, Minn.	51	Logan Green	DT	6-4	290	So.	Northboro, Iowa
4	Kentrell Prejean	WR	5-8	160	R-Fr.	Lafayette, La.	52	Jarod DePriest	DT	6-5	285	Sr.	Trivoli, Ill.
5	Jon Bell	QB	6-3	195	Jr.	Naperville, Ill.	53	Joseph Vieth	LB	6-3	210	Fr.	Omaha, Neb.
5	Cullen McShane	LB	6-2	230	So.	Marquette, Iowa	54	Jalen Lee	OL	6-3	310	Sr.	Robbins, Ill.
6	Elijah Ervin	WR	6-1	195	Jr.	Phoenix, Ariz.	55	Aaron Wolfcale-Holsten	DT	6-2	285	Jr.	Gilbert, Ariz.
6	Jalen B. Lee	CB	6-0	200	So.	Wentzville, Mo.	56	Fernando Lecuona	DE	6-2	240	Fr.	Omaha, Neb.
7	Dalys Beanum	CB	6-1	200	Sr.	Omaha, Neb.	57	Levi Vanden Bos	DE	6-3	250	Jr.	Rock Valley, Iowa
7	Chase Mason	QB	6-4	230	Jr.	Hurley, S.D.	58	Jackson Kerstin	OL	6-4	280	R-Fr.	Naperville, Ill.
8	Sammy Dresie	WR	6-2	185	Fr.	Maize, Kan.	59	Carson Strohbeen	LS	6-1	210	R-Fr.	Sioux City, Iowa
8	Blake Peterson	DE	6-4	255	Grad.	Beresford, S.D.	61	Evan Beerntsen	OL	6-4	300	Sr.	De Pere, Wis.
9	Caleb Frandl	LB	6-1	195	Sr.	Grand Island, Neb.	62	Kenyon BigBow	OL	6-5	295	R-Fr.	Anadarko, Okla.
10	Hunter Dustman	K/P	6-4	225	Sr.	East Bethel, Minn.	63	Kyan Rauk	OL	6-8	285	Fr.	Northfield, Minn.
11	Mark Gronowski	QB	6-3	230	Sr.	Naperville, Ill.	64	Ethan Vibert	OL	6-4	310	Sr.	Regina, Saskatchewan
11	Joe Ollman	LB	6-1	225	So.	Mequon, Wis.	66	Rhett Schaefer	DE	6-3	240	Fr.	Walcott, Iowa
12	Grahm Goering	WR	6-2	200	Jr.	Iowa City, Iowa	67	Ian Mutchler	OL	6-4	280	R-Fr.	Morton, Ill.
13	Jack Amer	QB	6-2	215	R-Fr.	Gilbert, Ariz.	68	Nick Bakken	OL	6-5	275	Fr.	Whitefish Bay, Wis.
13	Aydan Dautermann	CB	6-0	185	Jr.	Hartford, Wis.	69	Quinten Christensen	OL	6-5	300	Fr.	Westington Springs, S.D.
14	Colby Huerter	S	6-1	205	Sr.	Katy, Texas	71	Max Chapman	DT	6-2	300	Fr.	Creston, Iowa
15	Devon Cole Jr.	WR	5-10	185	Sr.	Clermont, Fla.	72	Hayden Venenga	OL	6-6	290	Fr.	Willmar, Minn.
15	Hudson Metcalf	LB	6-2	215	Sr.	Soldotna, Alaska	73	Caden Hotz	OL	6-2	280	Fr.	Waverly, Iowa
16	Noah St-Juste	CB	5-10	175	R-Fr.	Montreal, Quebec	74	Shane Willenbring	OL	6-4	285	Fr.	La Crosse, Wis.
17	Abe Hoskins III	CB	6-1	195	Sr.	Omaha, Neb.	75	Dawson Rudd	OL	6-6	290	So.	Claremore, Okla.
17	Jack Thue	QB	6-2	190	Fr.	Brandon, S.D.	76	Sam Hagen	OL	6-6	315	Jr.	Fordville, N.D.
18	Griffin Wilde	WR	6-2	200	So.	Sioux Falls, S.D.	77	William Paepke	OL	6-5	295	R-Fr.	Rapid City, S.D.
20	Kirby Vorhees	RB	5-11	205	R-Fr.	Lutz, Fla.	78	Marcus Hicks	OL	6-6	320	Sr.	Wichita, Kan.
21	Angel Johnson	RB	5-9	195	Jr.	Viborg, S.D.	79	Thomas Martian	OL	6-3	280	Fr.	Rapid City, S.D.
22	Colby Humphrey	CB	5-11	185	Sr.	Birmingham, Ala.	80	Lofton O'Groske	WR	6-2	200	Fr.	Coon Rapids, Minn.
23	Matthew Durrance	S	6-2	215	Jr.	Lutz, Fla.	81	Joey Neumann	TE	6-4	235	R-Fr.	Antioch, Ill.
24	Brenden Begeman	RB	6-2	220	R-Fr.	Selby, S.D.	82	Ky Oday Jr.	WR	5-11	180	So.	Denver, Colo.
25	Cale Reeder	S	6-0	190	Sr.	Yorkville, Ill.	83	David Alpers	TE	6-6	240	So.	Sioux Falls, S.D.
26	Kolten Tilford	S	5-9	180	R-Fr.	North Platte, Neb.	84	Joe Randle	WR	6-3	205	R-Fr.	St. Anthony, Minn.
27	Noah Thompson	S	6-0	185	So.	Brandon, S.D.	85	Joe Roll	WR	5-9	180	R-Fr.	Gretna, Neb.
28	Chase Van Tol	LB	6-1	200	R-Fr.	Tea, S.D.	86	Patrick Hoffmann	WR	6-1	195	Sr.	Naperville, Ill.
29	Graham Spalding	LB	6-2	215	Sr.	Oviedo, Fla.	87	Davin Stoffel	TE	6-6	250	R-Fr.	Mosinee, Wis.
30	Cody Cotton	CB	6-0	170	Jr.	Pleasant Prairie, Wis.	88	Greyton Gannon	TE	6-4	235	So.	Eagle, Wis.
31	Trey Ridley	S	6-1	200	Fr.	Overland Park, Kan.	89	Brody Gormley	TE	6-7	245	So.	Topeka, Kan.
32	Adam Bock	LB	6-1	225	Sr.	Solon, Iowa	90	Randy Keumogne	DE	6-3	240	Sr.	Oakdale, Minn.
33	Bryce Johnson	LB	6-3	215	So.	Parker, Colo.	91	Jace Sifore	DT	6-4	290	So.	Howard, S.D.
34	Maxwell Woods	RB	5-10	185	Fr.	Carver, Minn.	92	Sam Watts	DE	6-3	245	Fr.	Cedar Rapids, Iowa
35	Quinton Renfro	RB	5-11	185	Fr.	Joplin, Mo.	93	Max Baloun	DT	6-6	285	Sr.	Redfield, S.D.
36	Dane Miller	WR	6-3	185	So.	Hardy, Neb.	94	Kobe Clayborne	DT	6-0	275	Jr.	Sioux City, Iowa
37	Kaydon Olivia	LS	5-11	215	Jr.	Schertz, Texas	95	Zac Wilson	DE	6-4	245	Sr.	ChIPLEY, Fla.
37	Carsten Reynolds	LB	6-3	205	Fr.	Sedro-Wooley, Wash.	96	Bryce Hawthorne	DT	6-3	285	R-Fr.	Osseo, Minn.
38	Max Stanard	S	5-11	190	Fr.	Manhattan, Kan.	96	Jackson Isakson	K/P	6-2	190	R-Fr.	Aberdeen, S.D.
39	Isaac Krael	RB	5-11	175	So.	Crete, Neb.	97	Reis Kirschenman	DE	6-4	245	R-Fr.	Tea, S.D.
40	Brayden Delahoyde	TE	6-5	220	Fr.	Spearfish, S.D.	98	Mac Muller	DT	6-1	270	Fr.	Osage, Iowa
40	Aaron Kusler	LB	6-3	230	Sr.	Sioux Falls, S.D.	99	Dawson Ripperda	DE	6-4	245	So.	Larchwood, Iowa
41	Max Pelham	P	6-1	195	Jr.	Ankeny, Iowa	99	Jack Stevens	K	6-0	160	Fr.	North Augusta, S.C.
42	Anthony Palano	LB	6-1	210	Fr.	Arlington Heights, Ill.							
43	Andrew Gustad	TE	6-1	235	So.	Volin, S.D.							
44	Kevin Brenner	TE	6-3	240	Sr.	Silver Lake, Wis.							
45	Boden Schiller	LB	6-1	200	Fr.	Volga, S.D.							



# JIMMY ROGERS

## Head Coach • Second Season

### Alma Mater: South Dakota State, 2009

Jimmy Rogers was introduced as the 21st head football coach in South Dakota State University history on Jan. 20, 2023, continuing his long association with Jackrabbit football that began as a student-athlete and has continued through the coaching ranks.

In his first season as a head coach, Rogers led the Jackrabbits to their second consecutive Football Championship Subdivision national title and finished the 2023 campaign with a perfect 15-0 record. SDSU held the top spot in both major FCS polls throughout the 2023 season and carried a 29-game winning streak — the third-longest winning streak in subdivision history — into his second season. He became the second SDSU head coach in as many years to be honored with the Eddie Robinson Award as the top FCS coach, joining his mentor, John Stiegelmeier, in 2022.

SDSU led the FCS ranks 10 different statistical categories on both sides of the ball in 2023, most notably scoring defense (9.3 points per game), total defense (257.2 yards per game), team passing efficiency (174.26) and third-down conversion percentage (.535). The Jackrabbits raised their level of play during their four-game postseason run, outscoring the opposition by a combined 146-15, including posting a pair of shutouts.

Six members of the 2023 team were honored on All-America teams, including Walter Payton Award winner Mark Gronowski at quarterback. In addition, a total of eight players were either drafted or signed free agent NFL contracts.

Rogers also played an integral role in the Jackrabbits winning their first national title in football during the 2022 season by directing a defense that led the Football Championship Subdivision in rushing defense by allowing only 88.1 yards per game on the ground. SDSU tied for the FCS lead with 18 interceptions and also ranked second in total defense (274.1 yards per game), third in scoring defense (15.8 points per game) and fourth in turnovers gained (26).

The Jackrabbits finished the 2022 season on a 14-game winning streak and held the No. 1 ranking in both the Stats Perform media poll and FCS coaches' poll the final two months of the year.

Rogers was honored as the 2022 FCS Coordinator of the Year by FootballScoop.com, and also was selected to participate in the AFCA's 35 Under 35 Coaches Leadership Institute.

A former standout defensive player for South Dakota State, Rogers returned to his alma mater in June 2013 to coach the Jackrabbit linebackers.

The 2022 campaign marked his first — and only — season as the team's sole defensive coordinator duties after sharing the role for three seasons. He previously was elevated to assistant head coach after the 2019 campaign.

In his first season, Rogers directed a linebacking corps whose three regular starters — R.C. Kilgore, T.J. Lally and Charles Elmore — combined for 290 tackles. Kilgore led the team with 134 tackles and also led the nation with five fumble recoveries en route to first-team all-Missouri Valley Football Conference recognition.

Rogers again coached a 100-tackle performer in 2014 as Lally led the squad with 117 tackles en route to earning second-team all-MVFC recognition.

The 2015 Jackrabbit linebacking crew again featured the squad's top two tacklers as Lally turned in the third 100-tackle season of his career with a team-best 102 stops and Jesse Bobbit added 97 tackles. Lally received second-team all-MVFC recognition for the third time, while Bobbit was an honorable mention selection.

Under Rogers' guidance, Christian Rozeboom burst onto the Football Championship landscape in 2016 by being named MVFC Freshman of the Year and finishing second in the balloting for the STATS FCS Jerry Rice Award as the top freshman in the Football Championship Subdivision after tallying a team-best 132 tackles.

Rogers' linebacking corps again earned multiple awards en route to the FCS title game during the 2020-21 season that was moved to the spring. The team's starters ranked as the top three tacklers during the 10-game season as Adam Bock (74 tackles), Logan Backhaus (72 tackles) and Preston Tetzlaff (70 tackles) paced the squad. Backhaus was honored on a number of All-America teams, while Bock was a freshman All-America honoree and Tetzlaff was awarded the NCAA Elite 90 Award at the national championship.

In all, Rogers coached a 100-tackle linebacker in eight of his 10 seasons leading the position group.

A native of Hamilton, Arizona, Rogers previously served as a graduate assistant at both SDSU (2010-11) and Florida Atlantic University in Boca Raton, Florida (2012).

As a player, Rogers lettered for the Jackrabbits from 2006-09 and was a two-time all-conference selection. He led both the team and the Great West Football Conference with 110 tackles in 2007 as South Dakota State claimed the league title and Rogers was a first-team all-GWFC selection. He again led the squad in tackles in 2008 with 93 en route to earning second-team all-Missouri Valley Football Conference honors.

He was a captain on the Jackrabbits' first FCS playoff team in 2009, recording 66 tackles his senior season to finish his four-year career with 312 stops in 46 games. He also intercepted three passes and forced three fumbles in an SDSU uniform.

## THE ROGERS FILE

### AS HEAD COACH

- 15-0 record in one full season
- 2023 Eddie Robinson Award recipient
- Led South Dakota State to first perfect season in program history
- 2023 Missouri Valley Football Conference champion

### AS AN ASSISTANT COACH

- Team Record of 97-36 over 10 Seasons as a full-time assistant coach
- 10 Consecutive FCS Playoff Berths
- 2022 FCS National Champions
- Linebackers Coach (2013-22)
- Co-Defensive Coordinator (2019-21)
- Defensive Coordinator (2022)
- FootballScoop.com FCS Coordinator of the Year (2022)
- AFCA 35 Under 35 Coaches Leadership Institute (2022)

### AS A PLAYER

- Four-Year Letterman (2006-09)
- Team Captain (2009)
- First-Team All-Great West Football Conference (2007)
- Second-Team All-Missouri Valley Football Conference (2008)
- Two-Time Team Tackles Leader (110 in 2007, 93 in 2008)
- Career Totals Included: 312 Tackles, 3 Interceptions and 3 Forced Fumbles



# 32-ADAM BOCK

## 6-1, 225, Senior • Linebacker

### Solon, Iowa (Solon H.S.)

#### FOOTBALL HONORS AND HIGHLIGHTS:

- Stats Perform FCS Buck Buchanan Award Finalist (2021)
- HERO Sports FCS All-America First Team (2021)
- Stats Perform FCS All-America Second Team (2021)
- HERO Sports FCS Sophomore All-America Team (2021)
- HERO Sports FCS Freshman All-America Team (2020-21)
- All-Missouri Valley Football Conference First Team (2021, 2022)
- MVFC All-Newcomer Team (2020-21)
- MVFC Defensive Player of the Week (April 17, 2021; Sept. 3, 2022)
- Football Championship Subdivision Athletics Directors Association Academic All-Star (2023)
- College Sports Communicators Academic All-District (2022)
- MVFC All-Academic/Scholar-Athlete First Team (2021, 2022, 2023)
- MVFC Commissioner's Academic Excellence Award (2020-21, 2022, 2023)
- MVFC Honor Roll (2019, 2020-21, 2021, 2022, 2023)
- Team Captain (2022, 2023, 2024)
- Returned interception 39 yards for touchdown in Nov. 27, 2021 FCS playoff game versus UC Davis
- Blocked and returned PAT for defensive extra point Oct. 30, 2021 at Youngstown State
- Has recorded double figures for tackles in a game 14 times in his career

#### SDSU SINGLE-SEASON TACKLES

1. Ross Shafrath, 2012 .....	150
2. R.C. Kilgore, 2013 .....	134
3. Christian Rozeboom, 2016 .....	132
4. Christian Rozeboom, 2017 .....	127
5. <b>Adam Bock, 2021.....</b>	<b>125</b>
6. T.J. Lally, 2014 .....	117
7. Chris Coauette, 2004.....	115
8. Christian Rozeboom, 2019 .....	111
9. Jimmy Rogers, 2007 .....	110
Jesse Bobbit, 2016 .....	110

#### SDSU CAREER TACKLES

1. Christian Rozeboom, 2016-19 .....	475
2. Greg Osmundson, 1986-89 .....	435
3. T.J. Lally, 2012-15.....	415
4. J.D. Alexander, 1971-74 .....	393
5. <b>Adam Bock, 2019-present .....</b>	<b>344</b>
6. Darrin Thurston, 1984-87 .....	340
7. Logan Backhaus, 2017-21 .....	329
8. Mark Huelskamp, 1972-75 .....	328
9. Sterne Akin, 1995-98 .....	325
10. Doug Miller, 1989-92 .....	322

Note: Tackles not officially recognized as an NCAA statistic until 2000

#### ADAM BOCK'S CAREER STATISTICS

YEAR	G	SOLO	AST	TOTAL	TFL-Yds	SACK-Yds	PBU	INT-Yds	BK	FR-Yds	FF
2019	4	3	1	4	0-0	0-0	0	0-0	0	0-0	0
2020-21	10	36	38	74	5.5-20	2.0-15	0	0-0	0	0-0	0
2021	15	66	59	125	9.5-31	2.5-15	6	2-55	1	0-0	2
2022	11	39	37	76	7.5-26	4.0-17	0	0-0	0	1-0	1
2023	10	35	30	65	2.5-12	2.0-11	0	0-0	0	0-0	2
<b>CAREER</b>	<b>50</b>	<b>179</b>	<b>165</b>	<b>344</b>	<b>25.0-89</b>	<b>10.5-58</b>	<b>6</b>	<b>2-55</b>	<b>1</b>	<b>1-0</b>	<b>5</b>

#### ADAM BOCK'S 2019 GAME-BY-GAME STATISTICS

Game	Solo	Ast	Total	TFL-Yds	Sack-Yds	Int-Yds	FF	FR
Drake	0	0	0	0-0	0-0	0-0	0	0
North Dakota St.	0	0	0	0-0	0-0	0-0	0	0
Illinois State	2	0	2	0-0	0-0	0-0	0	0
Northern Iowa	1	1	2	0-0	0-0	0-0	0	0
<b>Season Totals</b>	<b>3</b>	<b>1</b>	<b>4</b>	<b>0-0</b>	<b>0-0</b>	<b>0-0</b>	<b>0</b>	<b>0</b>

#### ADAM BOCK'S 2020-21 GAME-BY-GAME STATISTICS

Game	Solo	Ast	Total	TFL-Yds	Sack-Yds	Int-Yds	FF	FR
Northern Iowa	4	1	5	1.0-7	1.0-7	0-0	0	0
North Dakota	0	0	0	0-0	0-0	0-0	0	0
Western Illinois	3	5	8	0-0	0-0	0-0	0	0
Youngstown St.	1	1	2	0-0	0-0	0-0	0	0
Southern Illinois	2	8	10	0-0	0-0	0-0	0	0
North Dakota St.	8	5	13	2.5-4	0-0	0-0	0	0
Holy Cross	3	6	9	0-0	0-0	0-0	0	0
Southern Illinois	7	6	13	1.0-1	0-0	0-0	0	0
Delaware	4	2	6	1.0-8	1.0-8	0-0	0	0
Sam Houston	4	4	8	0-0	0-0	0-0	0	0
<b>Season Totals</b>	<b>36</b>	<b>38</b>	<b>74</b>	<b>5.5-20</b>	<b>2.0-15</b>	<b>0-0</b>	<b>0</b>	<b>0</b>



## JACKRABBITS TO WATCH

### ADAM BOCK'S 2021 GAME-BY-GAME STATISTICS

Game	Solo	Ast	Total	TFL-Yds	Sack-Yds	Int-Yds	FF	FR
Colorado State	7	1	8	2.0-3	0-0	0-0	0	0
Lindenwood	2	1	3	0-0	0-0	0-0	0	0
Indiana State	0	10	10	0.5-0	0-0	1-16	0	0
Dixie State	2	1	3	0-0	0-0	0-0	0	0
Southern Illinois	10	7	17	0.5-2	0.5-2	0-0	1	0
Western Illinois	5	2	7	0-0	0-0	0-0	0	0
Northern Iowa	6	4	10	0-0	0-0	0-0	0	0
Youngstown St.	2	1	3	0.5-1	0-0	0-0	0	0
North Dakota St.	5	8	13	2.5-8	1.0-2	0-0	1	0
South Dakota	11	3	14	2.0-13	1.0-11	0-0	0	0
North Dakota	5	7	12	1.0-2	0-0	0-0	0	0
UC Davis	3	3	6	0-0	0-0	0-0	0	0
Sacramento St.	1	5	6	0-0	0-0	0-0	0	0
Villanova	3	4	7	0-0	0-0	0-0	0	0
Montana State	4	2	6	0.5-2	0-0	0-0	0	0
<b>Season Totals</b>	<b>66</b>	<b>59</b>	<b>125</b>	<b>9.5-31</b>	<b>2.5-15</b>	<b>1-16</b>	<b>2</b>	<b>0</b>

Note: Blocked and returned extra point for 2-point defensive conversion Oct. 30 at Youngstown State

### ADAM BOCK'S 2023 GAME-BY-GAME STATISTICS

Game	Solo	Ast	Total	TFL-Yds	Sack-Yds	Int-Yds	FF	FR
Western Oregon	DNP-Injury							
Montana State	DNP-Injury							
Drake	DNP-Injury							
North Dakota	5	5	10	1.5-9	1.0-8	0-0	0	0
Illinois State	DNP-Injury							
Northern Iowa	DNP-Injury							
Southern Illinois	2	0	2	0-0	0-0	0-0	0	0
South Dakota	4	2	6	0-0	0-0	0-0	0	0
North Dakota St.	2	2	4	0-0	0-0	0-0	1	0
Youngstown St.	2	5	7	1.0-3	1.0-3	0-0	0	0
Missouri State	4	2	6	0-0	0-0	0-0	0	0
Mercer	0	1	1	0-0	0-0	0-0	0	0
Villanova	5	6	11	0-0	0-0	0-0	0	0
UAlbany	4	3	7	0-0	0-0	0-0	0	0
Montana	7	4	11	0-0	0-0	0-0	1	0
<b>Season Totals</b>	<b>35</b>	<b>30</b>	<b>65</b>	<b>2.5-12</b>	<b>2.0-11</b>	<b>0-0</b>	<b>2</b>	<b>0</b>

### ADAM BOCK'S 2022 GAME-BY-GAME STATISTICS

Game	Solo	Ast	Total	TFL-Yds	Sack-Yds	Int-Yds	FF	FR
Iowa	6	7	13	0-0	0-0	0-0	1	1
UC Davis	6	3	9	1.0-1	0-0	0-0	0	0
Butler	3	1	4	0-0	0-0	0-0	0	0
Missouri State	4	3	7	1.0-5	1.0-5	0-0	0	0
Western Illinois	8	2	10	0-0	0-0	0-0	0	0
South Dakota	3	4	7	2.5-10	2.0-9	0-0	0	0
North Dakota St.	1	6	7	0-0	0-0	0-0	0	0
North Dakota	1	0	1	0-0	0-0	0-0	0	0
Indiana St.	DNP-Injury							
Northern Iowa	DNP-Injury							
Illinois State	DNP-Injury							
Delaware	DNP-Injury							
Holy Cross	1	3	4	0.5-4	0-0	0-0	0	0
Montana State	6	2	8	2.5-6	1.0-3	0-0	0	0
North Dakota St.	0	6	6	0-0	0-0	0-0	0	0
<b>Season Totals</b>	<b>39</b>	<b>37</b>	<b>76</b>	<b>7.5-26</b>	<b>4.0-17</b>	<b>0-0</b>	<b>1</b>	<b>1</b>



# 11-MARK GRONOWSKI

6-3, 230, Senior • Quarterback

Naperville, Illinois (Neuqua Valley H.S.)

## FOOTBALL HONORS AND HIGHLIGHTS:

- Walter Payton Award (2023)
- Football Championship Subdivision Athletics Directors Association Offensive Player of the Year (2023)
- Phil Steele FCS Offensive Player of the Year (2023)
- Phil Steele FCS Freshman of the Year (2020-21)
- Stats Perform Jerry Rice Award Finalist/Runner-up (2020-21)
- Associated Press FCS All-America First Team (2023)
- Stats Perform FCS All-America First Team (2023)
- FCS ADA All-America Team (2023)
- Walter Camp FCS All-America First Team (2023)
- American Football Coaches Association FCS All-America Second Team (2023)
- HERO Sports FCS Freshman All-America Team (2020-21)
- HERO Sports FCS Sophomore All-America Team (2022)
- Missouri Valley Football Conference Offensive Player of the Year (2020-21, 2023)
- MVFC Newcomer of the Year (2020-21)
- MVFC Freshman of the Year (2020-21)
- All-MVFC First Team (2020-21, 2023)
- All-MVFC Second Team (2022)
- Stats Perform FCS National Freshman Player of the Week (Feb. 19, 2021)
- MVFC Offensive Player of the Week (March 6, 2021; Sept. 24, 2022; Oct. 22, 2022; Nov. 18, 2023)
- MVFC Newcomer of the Week (Feb. 19, 2021; April 17, 2021)
- Football Championship Subdivision Athletics Directors Association Scholar-Athlete of the Year (2023)
- College Sports Communicators Academic All-America Second Team (2023)
- FCS ADA Academic All-Star (2023)
- CSC Academic All-District (2022, 2023)
- MVFC Scholar-Athlete First Team (2022, 2023)
- MVFC Commissioner's Academic Excellence Award (2021, 2022, 2023)
- MVFC Honor Roll (2020-21, 2021, 2022, 2023)
- Team Captain (2022, 2023, 2024)

## SDSU CAREER PASSING YARDS

1. Taryn Christion, 2015-18	11,535
2. Austin Sumner, 2011-14	9,458
3. <b>Mark Gronowski, 2020-present</b>	<b>7,590</b>
4. Ryan Berry, 2005-08	6,023
5. Ted Wahl, 1985-88	6,016
6. Brad Nelson, 2001-04	5,382
7. Andy Rennerfeldt, 1997-2000	5,377
8. Dan Fjeldheim, 1999-2002	5,176
9. Todd McDonald, 1990-93	4,999
10. Mike Busch, 1984-85	4,980

## SDSU SINGLE-SEASON PASSING YARDS

1. Taryn Christion, 2016	3,714
2. Taryn Christion, 2017	3,515
3. Chris Oladokun, 2021	3,164
4. Brad Nelson, 2003	3,141
5. Ryan Berry, 2008	3,106
6. <b>Mark Gronowski, 2023</b>	<b>3,058</b>
7. Taryn Christion, 2018	3,020
8. Austin Sumner, 2013	2,999
9. <b>Mark Gronowski, 2022</b>	<b>2,967</b>
10. Todd McDonald, 1993	2,715

## MARK GRONOWSKI'S CAREER STATISTICS

Year	GP	Eff.	Comp	Att	Int	Pct.	Yds	TD	LG	Rush	Yds	TD	LG
2020-21	10	150.51	108	188	3	57.4	1,565	15	*76	83	577	7	*80
2021	DNP-Injury												
2022	15	156.47	232	356	5	65.2	2,967	26	57	111	408	12	51
2023	15	179.67	209	307	5	68.1	3,058	29	*60	93	402	8	32
<b>Career</b>	<b>40</b>	<b>163.52</b>	<b>549</b>	<b>851</b>	<b>13</b>	<b>64.5</b>	<b>7,590</b>	<b>70</b>	<b>*76</b>	<b>287</b>	<b>1,387</b>	<b>27</b>	<b>*80</b>

\* denotes touchdown

## MARK GRONOWSKI'S 2020-21 GAME-BY-GAME STATISTICS

Game	Comp	Att	Int	Yds	TD	LG	Rush	Yds	TD	LG
^Northern Iowa	19	29	0	194	2	43	10	24	1	13
^North Dakota	16	32	2	309	2	*76	7	-5	0	5
^Western Illinois	12	19	0	178	2	*44	4	120	2	*80
^Youngstown State	12	28	1	158	1	39	9	15	1	8
^Southern Illinois	7	11	0	63	0	20	13	103	2	17
^North Dakota State	10	14	0	149	1	28	16	126	0	55
^Holy Cross	12	21	0	153	3	*45	2	15	0	9
^Southern Illinois	9	16	0	183	2	31	13	142	1	*67
^Delaware+	10	16	0	162	2	36	7	27	0	13
^Sam Houston	1	2	0	16	0	16	2	10	0	3
<b>Season Totals</b>	<b>108</b>	<b>188</b>	<b>3</b>	<b>1,565</b>	<b>15</b>	<b>*76</b>	<b>83</b>	<b>577</b>	<b>7</b>	<b>*80</b>

^ started game

+ caught 24-yard touchdown pass

## JACKRABBITS TO WATCH

### SDSU CAREER

#### PASSING TOUCHDOWNS

1. Taryn Christion, 2015-18 .....	104
<b>2. Mark Gronowski, 2020-present .....</b>	<b>70</b>
3. Austin Sumner, 2011-14 .....	65
4. Ryan Berry, 2005-08 .....	56
5. Brad Nelson, 2001-04 .....	47
6. Ted Wahl, 1985-88 .....	43
7. Ron Meyer, 1963-65 .....	41
8. Todd McDonald, 1990-93 .....	36
Noel Bouché, 1996-98 .....	36
10. Dan Fjeldheim, 1999-2002 .....	32
Andy Rennerfeldt, 1997-2000 .....	32

### SINGLE-SEASON

#### PASSING TOUCHDOWNS

1. Taryn Christion, 2017 .....	35
2. Taryn Christion, 2018 .....	32
3. Ryan Berry, 2008 .....	30
Taryn Christion, 2016 .....	30
<b>5. Mark Gronowski, 2023 .....</b>	<b>29</b>
6. Brad Nelson, 2003 .....	27
<b>7. Mark Gronowski, 2022 .....</b>	<b>26</b>
8. Todd McDonald, 1993 .....	25
Chris Oladokun, 2021 .....	25
10. Brad Nelson, 2004 .....	20

### MARK GRONOWSKI'S 2022 GAME-BY-GAME STATISTICS

Game	Comp	Att	Int	Yds	TD	LG	Rush	Yds	TD	LG
^Iowa	10	26	0	87	0	20	10	-21	0	3
^UC Davis	13	21	2	110	1	17	7	9	2	7
^Butler	17	25	0	279	3	54	8	55	1	23
^Missouri State	22	29	0	319	4	*40	7	9	0	7
^Western Illinois	17	33	0	188	1	20	3	8	1	11
^South Dakota	12	20	1	136	1	*28	9	43	0	8
^North Dakota State	16	21	0	152	0	39	9	2	0	14
^North Dakota	15	20	0	197	3	39	6	20	2	10
^Indiana State	22	28	0	233	3	24	2	9	1	7
^Northern Iowa	21	34	1	263	1	57	4	20	0	11
^Illinois State	20	28	1	283	1	51	13	25	1	14
^Delaware	11	15	0	131	1	34	8	73	1	51
^Holy Cross	12	22	0	177	2	44	10	47	1	18
^Montana State	10	13	0	189	2	38	10	52	1	16
^North Dakota State	14	21	0	223	3	44	5	57	1	*51
<b>Season Totals</b>	<b>232</b>	<b>356</b>	<b>5</b>	<b>2,967</b>	<b>26</b>	<b>57</b>	<b>111</b>	<b>408</b>	<b>12</b>	<b>*51</b>

### MARK GRONOWSKI'S 2023 GAME-BY-GAME STATISTICS

Game	Comp	Att	Int	Yds	TD	LG	Rush	Yds	TD	LG
^Western Oregon	8	10	0	121	1	*31	2	11	1	*6
^Montana State	13	22	0	184	2	40	10	26	1	*20
^Drake	18	25	1	226	5	24	3	19	1	11
^North Dakota	13	22	0	167	1	27	4	22	1	14
^Illinois State	11	17	0	171	3	*60	8	38	1	*14
^Northern Iowa	21	26	0	291	3	38	7	30	1	11
^Southern Illinois	15	21	1	161	1	*49	5	-9	0	8
^South Dakota	13	19	1	207	0	52	7	43	0	13
^North Dakota State	12	19	0	213	2	*46	7	10	0	10
^Youngstown State	19	28	0	295	3	*56	1	5	0	5
^Missouri State	16	23	0	323	2	40	7	25	1	14
^Mercer	11	16	1	158	1	28	11	40	0	11
^Villanova	11	19	0	101	1	26	8	39	0	15
^UAlbany	15	19	0	265	3	47	5	50	0	32
^Montana	13	21	1	175	1	34	8	53	1	33
<b>Season Totals</b>	<b>209</b>	<b>307</b>	<b>5</b>	<b>3,058</b>	<b>29</b>	<b>*60</b>	<b>93</b>	<b>402</b>	<b>8</b>	<b>33</b>

## FOOTBALL CHAMPIONSHIP SUBDIVISION POLLS

### STATS PERFORM FCS POLL — PRESEASON

PL.	SCHOOL	2023 RECORD	POINTS	PR
1.	<i>South Dakota State</i> [52]	15-0	1,396	1
2.	<b>North Dakota State</b> [3]	11-4	1,327	3
3.	Montana	13-2	1,285	2
4.	Montana State [1]	8-4	1,199	9
5.	<b>South Dakota</b>	10-3	1,155	4
6.	Villanova	10-3	1,151	6
7.	Idaho	9-4	1,021	8
8.	Sacramento State	8-5	874	13
9.	Chattanooga	8-5	858	14
10.	<b>Southern Illinois</b>	8-5	832	12
11.	Central Arkansas	7-4	724	NR
12.	Furman	10-3	678	7
13.	Richmond	9-4	625	15
14.	<b>Incarnate Word</b>	8-2	605	22
15.	William & Mary	6-5	546	NR
16.	UAlbany	11-4	527	5
17.	Lafayette	9-3	359	21
18.	UC Davis	7-4	351	24
19.	Illinois State	6-5	350	NR
20.	Western Carolina	7-4	318	23
21.	Tarleton State	8-3	302	NR
22.	Weber State	6-5	268	NR
23.	Nicholls	6-5	201	NR
24.	<b>North Dakota</b>	7-5	197	16
25.	<b>Youngstown State</b>	8-5	177	19

Notes: First-place votes in brackets; opponents listed in **bold**  
*Teams receiving votes:* Elon, 174; UT Martin, 169; Eastern Illinois, 139; Mercer, 98; Florida A&M, 65; North Carolina Central, 52; Austin Peay, 51; Alabama State, 17; Holy Cross, 17; Eastern Washington, 14; Drake, 8; Duquesne, 8; Harvard, 6; Samford, 6; **Northern Iowa**, 4.

### AFCA FCS COACHES' POLL — PRESEASON

PL.	SCHOOL	2023 RECORD	POINTS	PR
1.	<i>South Dakota State</i> [25]	15-0	649	1
2.	<b>North Dakota State</b>	11-4	614	3
3.	Montana	13-2	576	2
4.	Montana State	8-4	518	8
5.	<b>South Dakota</b>	10-3	512	T4
6.	Villanova	10-3	502	9
7.	Idaho	9-4	473	T4
8.	Chattanooga	8-5	403	17
9.	Furman	10-3	392	6
10.	Sacramento State	8-5	382	15
11.	<b>Southern Illinois</b>	8-5	370	13
12.	Richmond	9-4	353	22
13.	Central Arkansas	7-4	339	NR
14.	UAlbany	11-4	275	7
15.	<b>Incarnate Word</b>	8-2	259	14
16.	William & Mary	6-5	196	NR
17.	UC Davis	7-4	164	NR
18.	Lafayette	9-3	157	19
19.	Western Carolina	7-4	144	NR
20.	Illinois State	6-5	143	NR
21.	Tarleton State	8-3	137	NR
22.	<b>North Dakota</b>	7-5	131	16
23.	<b>Youngstown State</b>	8-5	97	21
24.	Nicholls	6-5	91	NR
25.	Florida A&M [1]	12-1	71	10

Notes: First-place votes in brackets; opponents listed in **bold**  
*Top teams receiving votes:* Weber State, 66; North Carolina Central, 53; Eastern Illinois, 50; UT Martin, 38; Austin Peay, 35; **Northern Iowa**, 33; Harvard, 32; Yale, 31; Mercer, 27; Holy Cross, 20; Howard, 20; Alabama State, 17; Northern Arizona, 17; Elon, 16; Alcorn State, 9; Duquesne, 7.

## MISSOURI VALLEY FOOTBALL CONFERENCE

### 2023 MVFC STANDINGS

SCHOOL	CONFERENCE	PF	PA	OVERALL	PF	PA
*South Dakota State	8-0	279	94	15-0	560	139
*South Dakota	7-1	192	120	10-3	312	230
*North Dakota State	5-3	269	166	11-4	572	299
*Youngstown State	5-3	241	205	8-5	416	330
*North Dakota	5-3	232	202	7-5	377	315
Northern Iowa	5-3	221	212	6-5	288	293
*Southern Illinois	4-4	191	131	8-5	332	210
Illinois State	4-4	259	194	6-5	361	225
Missouri State	3-5	221	233	4-7	328	333
Murray State	1-7	128	282	2-9	183	383
Indiana State	1-7	134	217	1-10	148	330
Western Illinois&	0-8	60	371	0-11	138	509

\* FCS playoff qualifier

& no longer a member of the MVFC

### RESULTS AND SCHEDULE

#### THURSDAY, AUG. 29

Youngstown State at Villanova, 5 p.m.  
 Northern State at South Dakota, 7 p.m.  
 Murray State at Missouri, 7 p.m.  
 North Dakota State at Colorado, 7 p.m.

#### SATURDAY, AUG. 31

Illinois State at Iowa, 11 a.m.  
 Indiana State at Purdue, 11 a.m.  
 South Dakota State at Oklahoma State, 1 p.m.  
 North Dakota at Iowa State, 2:30 p.m.  
 Valparaiso at Northern Iowa, 4 p.m.  
 Southern Illinois at Brigham Young, 7 p.m.  
 Missouri State at Montana, 8 p.m.  
 All times Central

### 2024 PRESEASON POLL

1.	South Dakota State [42]	482
2.	North Dakota State [1]	437
3.	South Dakota	371
4.	Southern Illinois	293
5.	North Dakota	276
6.	Illinois State	264
7.	Youngstown State	255
8.	Northern Iowa	227
9.	Missouri State [1]	164
10.	Indiana State	68
11.	Murray State	67





## VERSUS RANKED OPPONENTS

Since moving to the Football Championship Subdivision at the start of the 2004 season, the Jackrabbits have compiled a 65-52 record versus ranked opponents.

Following is a year-by-year look at games against ranked opponents:

### 2004 0-3 record

- at #13 Cal Poly (L, 7-14)
- at #24 Montana State (L, 24-27)
- at #1 Georgia Southern (L, 7-63)

### 2005 0-5 record

- at #3 Montana (L, 0-7)
- #12 Cal Poly (L, 16-24)
- at #16 Texas State (L, 12-42)
- #19 Georgia Southern (L, 42-55)
- at #20 North Dakota State (L, 17-41)

### 2006 3-3 record

- at #6 Montana (L, 7-36)
- at #12 Northern Iowa (L, 17-27)
- at #16 McNeese State (W, 20-17)
- at #4 Cal Poly (W, 29-28)
- #16 UC Davis (W, 22-21)
- at #4 North Dakota State (L, 28-41)

### 2007 2-2 record

- at #6 Youngstown State (L, 17-23)
- #5 Northern Iowa (L, 17-31)
- #19 Cal Poly (W, 48-35)
- #1 North Dakota State (W, 29-24)

### 2008 3-4 record

- #14 Youngstown State (W, 40-7)
- #15 Western Illinois (W, 24-22)
- #8 Northern Iowa (L, 20-34)
- #4 McNeese State (L, 44-46 - 3OT)
- #3 Cal Poly (L, 28-42)
- #9 Southern Illinois (L, 35-38)
- at #24 North Dakota State (W, 25-24)

### 2009 1-3 record

- at #17 Cal Poly (L, 14-21)
- vs. #6 Northern Iowa (W, 24-14)
- vs. #3 Southern Illinois (L, 15-34)
- ^at #1 Montana (L, 48-61)

### 2010 2-3 record

- at #16 Delaware (L, 3-26)
- at #15 Northern Iowa (L, 14-24)
- vs. #20 Western Illinois (W, 33-29)
- at #15 Southern Illinois (W, 31-10)
- at #20 North Dakota State (L, 24-31)

### 2011 0-3 record

- vs. #23 Indiana State (L, 28-38)
- vs. #2 Northern Iowa (L, 14-31)
- vs. #3/5 North Dakota State (L, 14-38)

### 2012 3-2 record

- at #22/25 Indiana State (W, 24-10)
- vs. #21/22 Youngstown St. (W, 41-28)
- at #1/1 North Dakota State (L, 17-20)
- ^vs. #25 Eastern Illinois (W, 58-10)
- ^at #1/1 North Dakota State (L, 3-28)

### 2013 3-2 record

- vs. #1/1 North Dakota State (L, 0-20)
- vs. #17/18 Northern Iowa (W, 37-34 - 2 OT)
- at #15/18 Youngstown St. (W, 42-13)
- ^at #8/9 Northern Arizona (W, 26-7)
- ^at #3/3 Eastern Washington (L, 17-41)

### 2014 3-4 record

- at #22/22 Illinois State (L, 10-45)
- at #20/21 Northern Iowa (W, 31-28)
- vs. #16/17 Youngstown State (L, 27-30)
- at #1/1 North Dakota State (L, 17-37)
- at #17/19 Indiana State (W, 32-17)
- ^at #17/17 Montana State (W, 47-40)
- at #2/3 North Dakota State (L, 24-27)

### 2015 3-3 record

- vs. #2/3 North Dakota State (L, 7-28)
- vs. #19/21 Indiana State (W, 24-7)
- at #11/12 Youngstown State (W, 38-8)
- vs. #22/25 Northern Iowa (L, 7-10)
- vs. #2/2 Illinois State (W, 25-20)
- ^at #16/17 Montana (L, 17-24)

### 2016 4-1 record

- vs. #8/8 Western Illinois (W, 52-14)
- at #1/1 North Dakota State (W, 19-17)
- vs. #12/13 Youngstown State (W, 24-10)
- ^vs. #9/10 Villanova (W, 10-7)
- ^at #3/3 North Dakota State (L, 10-36)

### 2017 6-2 record

- at #5/6 Youngstown State (L, 7-19)
- at #12/14 Western Illinois (W, 52-48)
- vs. #2/2 North Dakota State (W, 33-21)
- vs. #17/20 Illinois State (W, 27-24 - OT)
- at #15/16 South Dakota (W, 31-28)
- ^vs. #20/21 Northern Iowa (W, 37-22)
- ^vs. #20/21 New Hampshire (W, 56-14)
- ^at #1/1 James Madison (L, 16-51)

### 2018 2-3 record

- at #1/1 North Dakota State (L, 17-21)
- at #25 Northern Iowa (L, 9-24)
- at #9/11 Illinois State (W, 38-28)
- ^at #2/2 Kennesaw State (W, 27-17)
- ^at #1/1 North Dakota State (L, 21-44)

### 2019 2-3 record

- at #17/19 Youngstown State (W, 38-28)
- vs. #1/1 North Dakota State (L, 16-23)
- vs. #11/12 Illinois State (L, 18-27)
- vs. #4/5 Northern Iowa (W, 38-7)
- ^vs. #6/6 Northern Iowa (L, 10-13)

### 2020-21 5-2 record

- at #3 Northern Iowa (W, 24-20)
- at #14 North Dakota (L, 17-28)
- at #5/5 Southern Illinois (W, 44-3)
- at #2/3 North Dakota State (W, 27-17)
- ^vs. #14/14 Southern Illinois (W, 31-26)
- ^vs. #5/5 Delaware (W, 33-3)
- ^vs. #4/4 Sam Houston (L, 21-23)

### 2021 4-4 record

- vs. #7/8 Southern Illinois (L, 41-42 OT)
- vs. #20/24 Northern Iowa (L, 17-26)
- vs. #2/2 North Dakota State (W, 27-19)
- at #17/19 South Dakota (L, 20-23)
- ^vs. #14/16 UC Davis (W, 56-24)
- ^at #8/12 Sacramento State (W, 31-26)
- ^vs. #6/7 Villanova (W, 35-21)
- ^at #7/9 Montana State (L, 17-31)

### 2022 8-0 record

- vs. #25 UC Davis (W, 24-22)
- at #4/6 Missouri State (W, 28-14)
- at #1/1 North Dakota State (W, 23-21)
- at #20 North Dakota (W, 49-35)
- ^vs. #23 Delaware (W, 42-6)
- ^vs. #6/7 Holy Cross (W, 42-21)
- ^vs. #3/3 Montana State (W, 39-18)
- ^vs. #4/4 North Dakota State (W, 45-24)

### 2023 11-0 record

- vs. #3/3 Montana State (W, 20-16)
- vs. #11/12 North Dakota (W, 42-21)
- at #22 Illinois State (W, 40-21)
- at #12/12 Southern Illinois (W, 17-10)
- at #4/9 South Dakota (W, 37-3)
- vs. #10/11 North Dakota St. (W, 33-16)
- at #22 Youngstown State (W, 34-0)
- ^vs. #17/20 Mercer (W, 41-0)
- ^vs. #6/9 Villanova (W, 23-12)
- ^vs. #9/15 UAlbany (W, 59-0)
- ^vs. #2/2 Montana (W, 23-3)

^denotes FCS playoff game

## SEASON PREVIEW

As South Dakota State pursues a third consecutive Football Championship Subdivision national title during the upcoming 2024 season, the Jackrabbits will rely on a mix of experience and youth.

"We do have the skill set to be really successful this year," said second-year head coach Jimmy Rogers. "I'm really excited about this team just because there's a lot of guys on this year's list who have never been talked about; the world just doesn't who they are, but they have the potential to be really good."

Previously a player and longtime assistant coach at SDSU, Rogers guided the Jackrabbits to their second national championship in a row by posting an undefeated 15-0 record in his first season overseeing the program. The Jackrabbits will bring a 29-game winning streak dating back to early in the 2022 season into the 2024 campaign, marking the third-longest streak in FCS history.

SDSU has made 12 consecutive appearances in the FCS playoffs and has advanced to at least the semifinal round six of the last seven seasons with three berths in the title game. The keys to that sustained success, Rogers said, have been focusing on player development and team culture.

"We've been able to continue to develop people, Rogers said. "Last year, we were constantly bringing people up to work with the older group even though they weren't going to play in games. We were looking out ahead with a lot of these and trying to make sure that we adequate depth. Part of that is not just depth for the season, but depth for the future."

While the Jackrabbits have occasionally dipped into the transfer portal to address specific needs, SDSU has won largely with core groups of talented players who have grown up together in the program.

"All of our guys were really excited to come back because of potential of this team," Rogers said. "Obviously, there's a lot of unknowns, but they're confident enough that this team is stable enough to repeat and try to chase a third championship."

Two of the key players who opted to return in 2024 are the undisputed leaders on their respective sides of the ball — quarterback Mark Gronowski and linebacker Adam Bock.

"The ability to come back, and choose to come back on their own terms ... I think it just shows the continuity amongst the staff and how the players feel when they walk in the building that they've enjoyed their time here," Rogers said. "I think more than anything else it's how you see a culture is if the players enjoy their experience and if they do, they should be fighting for the years they have left at the end of their careers."

### OFFENSE

Gronowski is one of only three returning starters on offense for a Jackrabbit squad that averaged 37.3 points and 449.9 total yards per game in 2023.

Individually, Gronowski received nearly every major award within the Football Championship Subdivision a year ago, including becoming the first Jackrabbit to win the Walter Payton Award as the top



*Mark Gronowski returns after a 2023 season in which he led the Football Championship Subdivision in passing efficiency and was selected as the winner of the Walter Payton Award after accounting for 37 touchdowns — 29 passing and 8 rushing.*

offensive player in the FCS ranks. He led FCS quarterbacks in passing efficiency with a rating of 179.7 while completing 68.1 percent (209-of-307) of his passes for 3,058 yards and 29 touchdowns against only five interceptions. In addition, Gronowski rushed for 402 yards and eight scores.

Entering his fourth season as the Jackrabbits' quarterback, Gronowski has compiled a 37-3 record as the starter.

Another dual-threat quarterback, junior Chase Mason will seek more opportunities in leading the SDSU offense. Mason played in nine games last season and threw for 267 yards, while running for 184 yards with touchdown runs of 33 and 69 yards.

Junior Jon Bell also returns at quarterback.

Efficiency was the name of the game for SDSU on the offensive side of the ball as the Jackrabbits put up top marks among FCS programs for third-down conversion percentage (.535), fourth-down conversion percentage (.818) and red-zone offense (.965).

Another award winner who returns to the SDSU lineup is senior center Gus Miller. The Brookings native claimed the Rimington Award for FCS as the top center in the subdivision after the Jackrabbits allowed the fewest tackles for loss per game, 2.73, while giving up only 11 sacks all season.

Evan Beerntsen, a two-year starter at right guard who was an honorable mention all-Missouri Valley Football Conference selection last season, is the other returning starter.

SDSU has big holes to fill on the left side of its line as it looks to replace multi-time All-Americans and National Football League aspirants Garret Greenfield at tackle and Mason McCormick at guard.

Sophomore Quentin Christensen, who suited up at

tight end in several games last season, is viewed as an early favorite to take over at left tackle, with sixth-year senior Ethan Vibert in line for the starting spot at left guard.

Redshirt freshmen Kenyon BigBow and William Paepke also are contending for key roles at tackle and guard, respectively, along with sophomore Dawson Rudd at left tackle. Senior Jalen Lee returns to the guard positions and a group of talented red-shirt freshmen, including center Jackson Kerstin, will add further depth to the offensive line.

Transfers Sam Hagen (North Dakota) and Marcus Hicks (Oklahoma) will battle for the starting position at right tackle.

With last season's top running back, Isaiah Davis, now playing for the New York Jets of the NFL, the Jacks will turn to Amar Johnson as the team's featured back. An all-MVFC selection as an all-purpose back in 2023, Johnson ranked second on the squad with 801 rushing yards, averaging 6.3 yards per carry with four touchdowns. The O'Fallon, Missouri, native also caught 12 passes for 122 yards and contributed on special teams with an average of 23.5 yards on 12 kickoff returns.

Junior Angel Johnson is expected to play an enhanced role in the running game in 2024 after averaging a team-best 8.9 yards per carry a year ago. He tallied 381 total yards on the ground and posted the Jackrabbits' longest run of the season with an 80-yard touchdown versus Drake.

Redshirt freshman Kirby Vorhees, who got a taste of collegiate action during the 2023 season, will be another candidate to carry the ball for the Jackrabbits this season, along with talented newcomers Quinton Renfro and Maxwell Woods.



## SEASON PREVIEW

"If needed, they can step in and help us have success right away," Rogers said.

After losing a group of seniors who combined for 524 career receptions and 80 touchdowns, the Jackrabbits will look for production in the passing game from a mix of veterans and unproven players.

"Wide receiver is probably the grayest area just because there's not a ton of them, but there is a skill-set there that will be some of the best in the Missouri Valley — I'm confident of that," Rogers said.

Highlighting the contingent is sophomore Griffin Wilde, who leads the returning wide receivers after catching 20 passes for 399 yards and six touchdowns. A member of the MVFC All-Newcomer Team as a true freshman in 2023, Wilde began his collegiate career by scoring touchdowns in each of his first three games, including a game-winning 35-yard catch and run in the closing minutes of an early season matchup against Montana State.

Senior Devon Cole Jr. (four catches for 68 yards) and Graham Goering (13-171) also have seen extensive on-field action for the Jackrabbits in recent seasons, while senior Marcus Preston, junior Elijah Ervin and redshirt freshman Kentrell Prejean are all in their second year in the program and will contend for more prominent roles in 2024.

One position group that the Jackrabbits have consistently churned out pro prospects has been at tight end, and the 2024 crop is no exception despite its overall youth.

Senior Kevin Brenner is the most experienced player in the group despite spending the first half of his collegiate career as a defensive end. Brenner caught only two passes last season — one of which was a touchdown — but contributed mostly as a blocker for a run game that averaged 227.7 yards per contest.

Sophomores Greyton Gannon, David Alpers and

Brody Gormley all served as understudies to Zach Heins and Michael Morgan the past two seasons, while redshirt freshman Davin Stoffel was one of the team's top performers on the practice field a year ago. Of that quartet, Gannon is the only one to have a reception thus far in his career.

"I don't know if there's a more athletic and well-rounded group as the tight end group on our offense," Rogers said. "They just need reps."

The offense begins the season under new leadership from a coaching perspective as Ryan Olson moves into the coordinator's role while continuing to coach the offensive line. Rogers said Olson has put his own stamp on the offense without going through a complete overhaul.

"We will look different because the players are different and we have to utilize our best players," Rogers adds. "We're going to do what we do and believe in the foundation of how we've gotten to this point."

Aiding in the development of the Jackrabbits is new quarterbacks coach/co-offensive coordinator Danny Freund, who previously directed an offense at league rival North Dakota that presented challenges for Rogers-led defenses.

"I've really respected the way he's gone about looking at defensive opponents and utilizing their rules against them," Rogers said. "Having another coordinator in the room that's done it in the league, that's had success maybe a little bit differently, as well as having a guy like that with a creative mind who's polished and has the film to back it up, that's really important. Danny has been a blessing."

## DEFENSE

The Jackrabbit defense has been at the heart of the program's two previous championship runs and it all begins with stopping the run.

SDSU led the FCS ranks by allowing only 88.1 rushing yards per game during the 2022 season and nearly matched that a year ago by ranking second with an average of 89.6 rushing yards allowed per contest.

That stinginess was exceeded only by the number on the scoreboard as SDSU surrendered a measly 9.3 points and 257.7 yards of total offense per game to lead the FCS in both categories. The Jackrabbits held six of their opponents without a touchdown over the team's final 10 games, including pitching a shutout three times. Two of those blankings came in the FCS playoffs, where the Jackrabbits allowed only one touchdown and outscored the opposition by an astounding 146-15 over four games.

Only one starter returns from the front four of the Jackrabbit defense, but SDSU is far from lacking in experience.

"We lose a lot, but we play a lot," Rogers said. "I feel good about where the defense is right now."

Jarod DePriest, who moved into a starting role at defensive tackle during the second half of 2023 campaign, anchors the defensive line. A senior from Trivoli, Illinois, DePriest notched 20 total tackles, including 1.5 sacks a season ago.

## RETURNING STATISTICAL LEADERS

### PASSING - YARDS

1. Mark Gronowski .....	3,058
2. Chase Mason .....	267
3. Jon Bell .....	6

### RUSHING - YARDS

2. Amar Johnson .....	801
3. Mark Gronowski .....	402
4. Angel Johnson .....	381
5. Chase Mason .....	184

### RECEPTIONS

5. Griffin Wilde .....	20
------------------------	----

### RECEIVING YARDS

4. Griffin Wilde .....	399
------------------------	-----

### TACKLES

3. Adam Bock .....	65
5. Cale Reeder .....	58
6. Tucker Large .....	49

### TACKLES FOR LOSS

T7. Max Baloun .....	3.0
T7. Colby Huerter .....	3.0

### SACKS

T4. Adam Bock .....	2.0
T4. Zac Wilson .....	2.0
T4. Aaron Wolfcale-Holsten .....	2.0

### INTERCEPTIONS

1. Dalys Beanum .....	5
2. Tucker Large .....	4

The Jackrabbits will likely rotate a number of other returners to spell DePriest and fill the other starting spot at defensive tackle, with senior Max Baloun (12 tackles, 3 tackles for loss), junior Aaron Wolfcale-Holsten (7 tackles, 2 sacks), sophomore Logan Green (2 tackles) and redshirt freshman Bryce Hawthorne (3 tackles) vying for prominent roles.

Transfer Kobe Clayborne has the ability to play both on the interior and at defensive end and will likely be another option for the regular rotation.

Senior Zac Wilson, who recorded a pair of sacks among his eight tackles a season ago, brings the most experience to the defensive end position after the team lost its top two sack artists in Cade Terveer (7.5 sacks) and Quinton Hicks (5.5 sacks) to graduation.

Fellow senior Randy Keumogne (3 tackles, 1 TFL) and Levi Vanden Bos (6 tackles, 2 TFLs) also provide a veteran presence while graduate transfer Blake Peterson, sophomore Dawson Ripperda and redshirt freshman Reis Kirschenman are all in their second seasons as Jackrabbits.

The return of Bock at middle linebacker further bolsters what already was a strong and experienced linebackers room. Despite missing parts of the last two seasons due to injury, Bock still ranks fifth in program history with 344 career tackles after leading the team in tackles during both the 2020-21 spring season (74 tackles) and 2021 fall campaign (125).

In 10 games last season, the sixth-year senior ranked third on the squad with 65 tackles, highlighted by three double-digit tackling performances.



Amar Johnson moves into the featured back role for SDSU after ranking second on the team in rushing each of the past two seasons — 744 yards in 2022 and 801 yards in 2023.

## SEASON PREVIEW

Flanking Bock will be a trio of other seniors with previous starting experience. Graham Spalding (35 tackles, one interception in 2023) has the most returning experience at Will linebacker, while Caleb Francl (26 tackles) and Daeton Mcgaughy (23 tackles) both have played extensively at the Sam position.

Senior Aaron Kusler and transfer Hudson Metcalf, along with sophomores Bryce Johnson, Cullen McShane and Joe Ollman all are vying for additional reps.

The strength of the 2024 edition of the Jackrabbit defense likely will lie in its secondary, where three of the unit's five returning starters reside.

Senior cornerback Dalys Beanum has led the team in interceptions two of the past three seasons, notching four in 2021 and five a season ago. With 11 pickoffs for his career, Beanum is within three of tying Charlie Clarksean's SDSU career standard of 14, which has stood since 1972. Besides his five interceptions last season, Beanum broke up seven other passes and tallied 29 tackles.

The other starting cornerback position will likely be battled out among senior Steven Arrell, junior Myles Taylor and sophomore Jalen B. Lee. Arrell was sidelined by injury the final nine games of the 2023 season after registering 14 tackles and a forced fumble.

Lee contributed 18 tackles in 15 games, while Taylor was credited with 10 tackles and a pair of pass breakups in nine appearances. Aydan Dautermann (7 tackles, 1 interception) also brings some playing experience to the mix.

All five of the players who saw significant time at safety last season also return, led by starters Tucker Large at free safety and strong safety Cale Reeder.

"The back end group is probably the most experienced it's ever been," Rogers said. "This is the best safety group in my time at SDSU."

Large put together a breakthrough 2024 campaign in which he broke up a team-best nine passes, ranked second on the squad with four interceptions and notched 49 tackles.

Reeder finished fifth on the team with 58 total tackles, forced a fumble and intercepted a pass last season.

Backing up Reeder was Colby Huerter, who turned in 42 tackles, including three tackles for loss, along with an interception and forced fumble.

Other returners at safety include junior Matthew Durrance (25 tackles) and sophomore Dontay Johnson (7 tackles in 8 games), along with redshirt freshman Kolten Tilford, who added an interception in four games. Durrance also came up with a key blocked punt for touchdown in SDSU's quarterfinal playoff victory over Villanova last December.

## SPECIAL TEAMS

The Jackrabbits figure to remain solid on special teams as several prominent contributors return.

Senior Hunter Dustman will once again be called on to handle both the kicking and punting duties. Dustman led the team in scoring for the second year in a row, tallying 122 points in 2023 on 18 field goals (in 24 attempts) and making a single-season school-record 68 extra points.

In addition, Dustman averaged 43.5 yards per punt attempt, landing 18 of his 34 attempts inside the opponent's 20-yard line.

Should Dustman need a break, transfer Max Pelham is a likely candidate to take over punting duties, while redshirt freshman Jackson Isakson and true freshman Jack Stevens could be called on to take care of kickoffs or other kicking responsibilities.

Long snapper Kaydon Olivia, a second-team all-MVFC honoree last season, and holder Jon Bell also return, providing the Jackrabbits with continuity throughout the kicking operations.

Large also has received preseason accolades for his role as a punt returner a year ago. The Sioux Falls native averaged 18.9 yards per attempt and turned in a single-game school record with 149 punt return yards on only four attempts in the third game of the 2023 season, versus Drake.

"He's fearless and he has the unique ability to make people miss in small spaces," Rogers said. "He just has the guts to do it."

Kickoff return duties will be up for grabs in fall camp, with Goering and Angel Johnson among the most likely candidates.

## SCHEDULE

The Jackrabbits will have their long winning streak put to the test immediately as they open the season Aug. 31 against an Oklahoma State team that begins 2024 ranked in the top 20 of a number of Football Bowl Subdivision preseason polls.

The remainder of the nonconference portion of a 12-game regular season schedule includes games against a pair of Southland Conference opponents in Incarnate Word (Sept. 7) and Southeastern Louisiana (Sept. 21), as well as the renewal of a longtime in-state rivalry with Augustana on Sept. 14.

"I think we're going to get challenged right out of the gate and then we've got a lot of people who we've never seen play before," Rogers said.

The matchup with Incarnate Word marks the first of six games at Dana J. Dykhouse, which was sold out for four of the Jackrabbits' games last season.

"I think this what we all wanted when we first got here," Rogers said. "Speaking for me and the other coaches that were players here, that's what we envisioned, to come out and play in front of a great atmosphere and to see the stands full."

The eight-game MVFC slate begins Oct. 5 at Northern Iowa.



Dalys Beanum led the Jackrabbits with five interceptions in 2023 and enters his senior season with a chance to set the SDSU career mark.



Tucker Large emerged as a playmaker both from the safety position and as a punt returner with two returns for touchdowns in 2023.



Hunter Dustman recorded his second consecutive 100-point season as a kicker last year and also averaged 43.5 yards per punt.



## 2023 STATISTICS

### 2023 TEAM STATISTICS

	SDSU	OPP
SCORING	560	139
Points Per Game	37.3	9.3
Points off Turnovers	115	16
FIRST DOWNS	328	224
Rushing	169	82
Passing	147	113
Penalty	12	29
RUSHING YARDAGE	3,415	1,344
Yards gained rushing	3,564	1,626
Yards lost rushing	149	282
Rushing Attempts	541	423
Average Per Rush	6.3	3.2
Average Per Game	227.7	89.6
TDs Rushing	38	6
PASSING YARDAGE	3,333	2,514
Comp-Att-Int	227-342-5	287-446-19
Average Per Pass	9.8	5.6
Average Per Catch	14.7	8.8
Average Per Game	222.2	167.6
TDs Passing	30	9
TOTAL OFFENSE	6,748	3,858
Total Plays	883	869
Average Per Play	7.6	4.4
Average Per Game	449.9	257.2
KICK RETURNS	19-422	39-672
PUNT RETURNS	28-486	11-44
INTERCEPTION RETURNS	19-214	5-38
KICK RETURN AVERAGE	22.2	17.2
PUNT RETURN AVERAGE	17.4	4.0
INT RETURN AVERAGE	11.3	7.6
FUMBLES-LOST	12-8	18-10
PENALTIES-YARDS	97-915	69-479
Average Per Game	6.5-61.0	4.6-31.9
PUNTS-YARDS	36-1,499	72-2,894
Average Per Punt	41.6	40.2
Net punt average	39.3	32.9
KICKOFFS-YARDS	105-6,423	40-2,414
Average Per Kick	61.2	60.4
Net kick average	47.2	41.8
POSSESSION TIME/GAME	31:35	28:25
3RD-DOWN ATTEMPTS	84-157	63-188
3rd-Down Pct	53.5%	33.5%
4TH-DOWN ATTEMPTS	9-11	13-26
4th-Down Pct	81.8%	50.0%
SACKS BY-YARDS	29-177	11-72
MISC. YARDS	17	0
TOUCHDOWNS SCORED	73	15
FIELD GOALS-ATTEMPTS	18-24	12-17
PAT-ATTEMPTS	68-71	13-15
PAT Pct	95.8%	86.7%
ON-SIDE KICKS	0-0	0-1
RED-ZONE SCORES	55-57	20-34
Red-Zone Pct	96.5%	58.8%
RED-ZONE TOUCHDOWNS	45-57	10-34
Red-Zone TD Pct	78.9%	29.4%
ATTENDANCE	141,898	38,960
Games/Avg Per Game	9/15,766	4/9,740
Neutral Site Games	-	2/18,843

### 2023 SCORES

DATE	OPPONENT	SCORE	OVERALL	CONF	TIME	ATTEND
Aug. 31	WESTERN OREGON	W, 45-7	1-0	0-0	2:54	16,258
Sept. 9	#3/3 MONTANA STATE	W, 20-16	2-0	0-0	3:07	19,332
Sept. 16	vs. Drake [at Minneapolis, Minn.]	W, 70-7	3-0	0-0	3:07	18,174
Sept. 30	*#11/12 NORTH DAKOTA	W, 42-21	4-0	1-0	3:05	19,231
Oct. 7	*at #22 Illinois State	W, 40-21	5-0	2-0	2:54	8,272
Oct. 14	*NORTHERN IOWA	W, 41-6	6-0	3-0	2:58	19,357
Oct. 21	*at #12/12 Southern Illinois	W, 17-10	7-0	4-0	3:05	11,927
Oct. 28	*at #4/9 South Dakota	W, 37-3	8-0	5-0	2:49	9,458
Nov. 4	*#10/11 NORTH DAKOTA STATE	W, 33-16	9-0	6-0	3:18	19,431
Nov. 11	*at #22 Youngstown State	W, 34-0	10-0	7-0	3:03	9,303
Nov. 18	*MISSOURI STATE	W, 35-17	11-0	8-0	2:53	15,637
Dec. 2	*#17/20 MERCER	W, 41-0	12-0	8-0	2:39	10,171
Dec. 9	*#6/9 VILLANOVA	W, 23-12	13-0	8-0	2:50	10,216
Dec. 15	*#9/15 UALBANY	W, 59-0	14-0	8-0	2:58	12,265
Jan. 7	^!vs. #2/2 Montana	W, 23-3	15-0	8-0	3:01	19,512

\* indicates Missouri Valley Football Conference game

^ Football Championship Subdivision playoff game

! FCS Championship Game at Frisco, Texas

### GAME SUPERLATIVES

#### TEAM GAME HIGHS

**RUSHING ATTEMPTS:** 46, at Illinois State, 10-7-23  
**RUSHING YARDS:** 374, at Illinois State, 10-7-23  
**YARDS PER RUSH:** 10.9, vs. Drake, 9-16-23  
**RUSHING TOUCHDOWNS:** 5, vs. Drake, 9-16-23, and vs. North Dakota, 9-30-23  
**PASS ATTEMPTS:** 33, at Youngstown State, 11-11-23  
**PASS COMPLETIONS:** 22, at Youngstown State, 11-11-23  
**YARDS PASSING:** 336, vs. UAlbany, 12-15-23  
**YARDS PER PASS:** 16.0, vs. UAlbany, 12-15-23  
**PASSING TOUCHDOWNS:** 5, vs. Drake, 9-16-23  
**TOTAL PLAYS:** 66, vs. Mercer, 12-2-2023  
**TOTAL OFFENSE:** 618 yards, vs. Drake, 9-16-23  
**YARDS PER PLAY:** 10.5, vs. UAlbany, 12-15-23

**POINTS:** 70, vs. Drake, 9-16-23  
**FIRST DOWNS:** 29, vs. Missouri State, 11-18-23  
**SACKS BY:** 5, vs. Montana, 1-7-24  
**PENALTIES:** 13, at Southern Illinois, 10-21-23  
**PENALTY YARDS:** 125, at Southern Illinois, 10-21-23  
**TURNOVERS BY:** 2, three times (last: vs. Montana, 1-7-24)  
**TURNOVERS FORCED:** 5, vs. Northern Iowa, 10-14-23  
**INTERCEPTIONS:** 3, vs. Western Oregon, 8-31-23, and vs. UAlbany, 12-15-23  
**PASS BREAKUPS:** 5, at South Dakota, 10-28-23  
**FUMBLE RECOVERIES:** 3, vs. Northern Iowa, 10-14-23  
**PUNTS:** 6, vs. Montana, 1-7-24  
**TIME OF POSSESSION:** 35:59, at South Dakota, 10-28-23

#### INDIVIDUAL GAME HIGHS

**RUSHING ATTEMPTS:** 27, by Isaiah Davis, vs. Villanova, 11-9-23  
**RUSHING YARDS:** 197, by Isaiah Davis, at Illinois State, 10-7-23  
**RUSHING TOUCHDOWNS:** 3, by Isaiah Davis, vs. North Dakota, 9-30-23, and vs. Mercer, 12-2-23  
**LONG RUSH:** 80 yards (for TD), by Angel Johnson, vs. Mercer, 12-2-23  
**PASS ATTEMPTS:** 35, by Mark Gronowski, vs. Drake, 9-16-23  
**PASS COMPLETIONS:** 21, by Mark Gronowski, vs. Northern Iowa, 10-14-23  
**YARDS PASSING:** 323, by Mark Gronowski, vs. Missouri State, 11-18-23  
**TOUCHDOWN PASSES:** 5, by Mark Gronowski, vs. Drake, 9-16-23  
**RECEPTIONS:** 10, by Jadon Janke, vs. Missouri State, 11-18-23  
**YARDS RECEIVING:** 187, by Jadon Janke, vs. Missouri State, 11-18-23  
**RECEIVING TOUCHDOWNS:** 2, three times by Jadon Janke (last: at Youngstown State, 11-11-23), and twice by Zach Heins (last: vs. UAlbany, 12-15-23)  
**LONG RECEPTION:** 71 yards (for TD), by Griffin Wilde (from Chase Mason), vs. UAlbany, 12-15-23  
**TACKLES:** 11, by Saiveon Williamson, at Illinois State, 10-7-23; by Adam Bock, vs. Villanova, 12-9-23, and vs. Montana, 1-7-24  
**TACKLES FOR LOSS:** 2.0, by Isaiah Stalbird, vs.

Northern Iowa, 10-14-23, and by Ryan Van Marel, vs. Missouri State, 11-18-23  
**SACKS:** 1.5, four times (twice by Quinton Hicks; last: 1-7-24 vs. Montana)  
**INTERCEPTIONS:** 1, 19 times by 10 different players (five times by Dalys Beanum)  
**LONG INTERCEPTION RETURN:** 64 yards (for TD), by Tucker Large, vs. Western Oregon, 8-31-23  
**PASS BREAKUPS:** 3, by Tucker Large, vs. Missouri State, 11-18-23  
**FIELD GOALS:** 4, by Hunter Dustman, vs. North Dakota State, 11-4-23  
**LONG FIELD GOAL:** 49 yards, by Hunter Dustman, at South Dakota, 10-28-23  
**PUNTS:** 6, by Hunter Dustman, vs. Montana, 1-7-24  
**PUNTING AVERAGE (MIN. 3 PUNTS):** 54.2 yards (4 punts), by Hunter Dustman, at Southern Illinois, 10-21-23  
**LONG PUNT:** 62 yards, by Hunter Dustman, at Southern Illinois, 10-21-23  
**KICKOFF RETURNS:** 3, by Amar Johnson, vs. Missouri State, 11-18-23  
**KICK RETURN YARDS:** 73, by Amar Johnson, vs. Drake, 9-16-23  
**LONG KICK RETURN:** 51 yards, by Amar Johnson, vs. Drake, 9-16-23  
**PUNT RETURNS:** 4, by Tucker Large, vs. Drake, 9-16-23  
**PUNT RETURN YARDS:** 149, by Tucker Large, vs. Drake, 9-16-23 [school record]  
**LONG PUNT RETURN:** 79 yards (for TD), by Tucker Large, vs. UAlbany, 12-15-23

## 2023 STATISTICS

### SCORE BY QUARTERS

	1ST	2ND	3RD	4TH	OT	TOT
South Dakota State	134	183	123	120	—	560
Opponents	26	42	14	57	—	139

### INDIVIDUAL STATISTICS

RUSHING	GP	ATT	GAIN	LOST	NET	YPC	TD	LG	YPG
Isaiah Davis	15	236	1,600	22	1,578	6.7	18	*66	105.2
Amar Johnson	15	128	815	14	801	6.3	4	54	53.4
Mark Gronowski	15	93	475	73	402	4.3	8	33	26.8
Angel Johnson	13	43	399	18	381	8.9	5	*80	29.3
Chase Mason	9	16	187	3	184	11.5	2	*69	20.4
Jaxon Janke	14	2	34	0	34	17.0	0	25	2.4
Kirby Vorhees	4	5	17	0	17	3.4	0	8	4.3
Jadon Janke	13	2	11	0	11	5.5	1	7	0.9
Isaac Kracl	1	2	11	0	11	5.5	0	10	11.0
Jon Bell	15	3	13	7	6	2.0	0	11	0.4
TEAM	15	11	2	12	-10	-0.9	0	2	-0.7
<b>Total</b>	<b>15</b>	<b>541</b>	<b>3,564</b>	<b>149</b>	<b>3,415</b>	<b>6.3</b>	<b>38</b>	<b>*80</b>	<b>227.7</b>
<b>Opponents</b>	<b>15</b>	<b>423</b>	<b>1,626</b>	<b>282</b>	<b>1,344</b>	<b>3.2</b>	<b>6</b>	<b>*37</b>	<b>89.6</b>

\*denotes touchdown

PASSING	GP	EFFIC.	COMP-ATT-INT	PCT.	Yds	TD	LG	YPG
Mark Gronowski	15	179.67	209-307-5	68.1	3,058	29	60	203.9
Chase Mason	9	160.49	16-26-0	61.5	267	1	71	29.7
Jon Bell	15	30.08	1-5-0	20.0	6	0	6	0.4
Jaxon Janke	14	116.80	1-1-0	100.0	2	0	2	0.1
Isaiah Davis	15	0.0	0-2-0	0.0	0	0	0	0.0
TEAM	15	0.0	0-1-0	0.0	0	0	0	0.0
<b>Total</b>	<b>15</b>	<b>174.26</b>	<b>227-342-5</b>	<b>66.4</b>	<b>3,333</b>	<b>30</b>	<b>71</b>	<b>222.2</b>
<b>Opponents</b>	<b>15</b>	<b>109.84</b>	<b>287-446-19</b>	<b>64.4</b>	<b>2,514</b>	<b>9</b>	<b>66</b>	<b>167.6</b>

SCORING	TD	FG	Kick	PATs		RUSH	Rcv	Pass	DXP	SAF	PTS
				-----	-----						
Hunter Dustman	0	18-24	68-70	0-0	0	0-0	0	0-0	0	0	122
Isaiah Davis	19	0-0	0-0	0-0	1	0-0	0	0-0	0	0	114
Jadon Janke	10	0-0	0-0	0-0	0	0-0	0	0-0	0	0	60
Mark Gronowski	9	0-0	0-0	0-1	0	0-0	0	0-0	0	0	54
Zach Heins	7	0-0	0-0	0-0	0	0-0	0	0-0	0	0	42
Griffin Wilde	6	0-0	0-0	0-0	0	0-0	0	0-0	0	0	36
Jaxon Janke	5	0-0	0-0	0-0	0	0-1	0	0-0	0	0	30
Angel Johnson	5	0-0	0-0	0-0	0	0-0	0	0-0	0	0	30
Amar Johnson	4	0-0	0-0	0-0	0	0-0	0	0-0	0	0	24
Tucker Large	2	0-0	0-0	0-0	0	0-0	0	0-0	0	0	12
Chase Mason	2	0-0	0-0	0-0	0	0-0	0	0-0	0	0	12
Kevin Brenner	1	0-0	0-0	0-0	0	0-0	0	0-0	0	0	6
Matthew Durrance	1	0-0	0-0	0-0	0	0-0	0	0-0	0	0	6
Jason Freeman	1	0-0	0-0	0-0	0	0-0	0	0-0	0	0	6
Colby Huerter	1	0-0	0-0	0-0	0	0-0	0	0-0	0	0	6
TEAM	0	0-0	0-1	0-0	0	0-0	0	0-0	0	0	0
<b>Total</b>	<b>73</b>	<b>18-24</b>	<b>68-71</b>	<b>0-1</b>	<b>0</b>	<b>0-1</b>	<b>0</b>	<b>0-1</b>	<b>0</b>	<b>0</b>	<b>560</b>
<b>Opponents</b>	<b>15</b>	<b>12-17</b>	<b>13-15</b>	<b>0-0</b>	<b>0</b>	<b>0-0</b>	<b>0</b>	<b>0-0</b>	<b>0</b>	<b>0</b>	<b>139</b>

FIELD GOALS	FGM-FGA	Pct.	1-19	20-29	30-39	40-49	50+	LG	Blk
Hunter Dustman	18-24	75.0	1-1	5-5	4-5	8-12	0-1	49	1
<b>Total</b>	<b>18-24</b>	<b>75.0</b>	<b>1-1</b>	<b>5-5</b>	<b>4-5</b>	<b>8-12</b>	<b>0-1</b>	<b>49</b>	<b>1</b>
<b>Opponents</b>	<b>12-17</b>	<b>70.6</b>	<b>0-2</b>	<b>4-6</b>	<b>3-4</b>	<b>4-4</b>	<b>1-1</b>	<b>50</b>	<b>2</b>

### TOP OFFENSIVE PERFORMANCES

#### 100-YARD RUSHING GAMES (10)

Isaiah Davis • vs. North Dakota, 9-30-23

• 16 carries, 132 yards, 3 TD

Isaiah Davis • at Illinois State, 10-7-23

• 20 carries, 197 yards, 2 TD

Amar Johnson • at Illinois State, 10-7-23

• 11 carries, 106 yards

Isaiah Davis • vs. Northern Iowa, 10-14-23

• 17 carries, 103 yards, 1 TD

Isaiah Davis • vs. North Dakota State, 11-4-23

• 17 carries, 106 yards, 1 TD

Isaiah Davis • at Youngstown State, 11-11-23

• 19 carries, 130 yards, 1 TD

Isaiah Davis • vs. Mercer, 12-2-23

• 16 carries, 117 yards, 3 TD

Amar Johnson • vs. Mercer, 12-2-23

• 11 carries, 107 yards

Isaiah Davis • vs. Villanova, 12-9-23

• 27 carries, 192 yards, 1 TD

Isaiah Davis • vs. UAlbany, 12-15-23

• 15 carries, 107 yards, 2 TD

#### 100-YARD RECEIVING GAMES (4)

Jadon Janke • at Youngstown State, 11-11-23

• 7 receptions, 166 yards, 2 TD

Jadon Janke • vs. Missouri State, 11-18-23

• 10 receptions, 187 yards, 1 TD

Jaxon Janke • vs. Mercer, 12-2-23

• 7 receptions, 106 yards, 1 TD

Jadon Janke • vs. UAlbany, 12-15-23

• 6 receptions, 151 yards, 1 TD

#### 300-YARD PASSING GAMES (1)

Mark Gronowski • vs. Missouri State, 11-18-23

• 16-of-23, 323 yards, 2 TD

## 2023 STATISTICS

RECEIVING	GP	No.	Yds	YPC	TD	LG	YPG
Jadon Janke	13	57	946	16.6	10	56	72.8
Jaxon Janke	14	51	818	16.0	5	60	58.4
Zach Heins	15	27	410	15.2	7	34	27.3
Isaiah Davis	15	23	199	8.7	1	23	13.3
Griffin Wilde	15	20	399	20.0	6	71	26.6
Grahm Goering	13	13	171	13.2	0	40	13.2
Amar Johnson	15	12	122	10.2	0	17	8.1
Mike Morgan	14	9	95	19.6	0	24	6.8
Angel Johnson	13	5	50	10.0	0	23	3.9
Devon Cole Jr.	10	4	68	17.0	0	32	6.8
Kevin Brenner	15	2	18	9.0	1	15	1.2
Marcus Preston	11	1	20	20.0	0	20	1.8
Greyton Gannon	10	1	11	11.0	0	11	1.1
Kentrell Prejean	3	1	4	4.0	0	4	1.3
Mark Gronowski	15	1	2	2.0	0	2	0.1
<b>Total</b>	<b>15</b>	<b>227</b>	<b>3,333</b>	<b>14.7</b>	<b>30</b>	<b>*71</b>	<b>222.2</b>
<b>Opponents</b>	<b>15</b>	<b>287</b>	<b>2,514</b>	<b>8.8</b>	<b>9</b>	<b>66</b>	<b>167.6</b>

TOTAL OFFENSE	GP	PLAYS	RUSH	PASS	TOTAL	YPG
Mark Gronowski	15	400	402	3,058	3,460	230.7
Isaiah Davis	15	238	1,578	0	1,578	105.2
Amar Johnson	15	128	801	0	801	53.4
Chase Mason	9	42	184	267	451	50.1
Angel Johnson	13	43	381	0	381	29.3
Jaxon Janke	14	3	34	2	36	2.6
Kirby Vorhees	4	5	17	0	17	4.3
Jon Bell	15	8	6	6	12	0.8
Isaac Krael	1	2	11	0	11	11.0
Jadon Janke	13	2	11	0	11	0.9
TEAM	15	12	-10	0	-10	-0.7
<b>Total</b>	<b>15</b>	<b>883</b>	<b>3,415</b>	<b>3,333</b>	<b>6,748</b>	<b>449.9</b>
<b>Opponents</b>	<b>15</b>	<b>869</b>	<b>1,344</b>	<b>2,514</b>	<b>3,858</b>	<b>257.2</b>

ALL-PURPOSE	GP	RUSH	REC	PR	KR	IR	TOTAL	YPG
Isaiah Davis	15	1,578	199	0	0	0	1,777	118.5
Amar Johnson	15	801	122	0	282	0	1,205	80.3
Jadon Janke	13	11	946	0	0	0	957	73.6
Jaxon Janke	14	34	818	0	0	0	852	60.9
Griffin Wilde	15	0	399	0	100	0	499	33.3
Tucker Large	15	0	0	396	0	81	477	31.8
Angel Johnson	13	381	50	0	0	0	431	33.2
Zach Heins	15	0	410	0	0	0	410	27.3
Mark Gronowski	15	402	2	0	0	0	404	26.9
Grahm Goering	13	0	171	0	26	0	197	15.2
Chase Mason	9	184	0	0	0	0	184	20.4
Devon Cole Jr.	10	0	68	24	0	0	92	9.2
Dalys Beanum	15	0	0	11	0	66	77	5.1
Matthew Durrance	15	0	0	55	0	0	55	3.7
Colby Huerter	15	0	0	0	0	54	54	3.6
Kevin Brenner	15	0	18	0	14	0	32	2.1
Marcus Preston	11	0	20	0	0	0	20	1.8
Kirby Vorhees	4	17	0	0	0	0	17	4.3
Isaac Krael	1	11	0	0	0	0	11	11.0
Greyton Gannon	10	0	11	0	0	0	11	1.1
Graham Spalding	15	0	0	0	0	9	9	0.6
Jon Bell	15	6	0	0	0	0	6	0.4
Kentrell Prejean	3	0	4	0	0	0	4	1.3
DyShawn Gales	15	0	0	0	0	4	4	0.3
TEAM	15	-10	0	0	0	0	-10	-0.67
<b>Total</b>	<b>15</b>	<b>3,415</b>	<b>3,333</b>	<b>486</b>	<b>422</b>	<b>214</b>	<b>4,870</b>	<b>524.7</b>
<b>Opponents</b>	<b>15</b>	<b>1,344</b>	<b>2,514</b>	<b>44</b>	<b>672</b>	<b>38</b>	<b>4,612</b>	<b>307.5</b>

PUNT RETURNS	No.	Yds	Avg	TD	LG
Tucker Large	21	396	18.9	1	*79
Matthew Durrance	2	55	27.5	1	*45
Devon Cole Jr.	1	24	24.0	0	24
Dalys Beanum	3	11	3.7	0	6
Kevin Brenner	1	0	0.0	0	0
<b>Total</b>	<b>28</b>	<b>486</b>	<b>17.4</b>	<b>2</b>	<b>*79</b>
<b>Opponents</b>	<b>11</b>	<b>44</b>	<b>4.0</b>	<b>0</b>	<b>15</b>

KICKOFF RETURNS	No.	Yds	Avg	TD	LG
Amar Johnson	12	282	23.5	0	51
Griffin Wilde	4	10	25.0	0	40
Grahm Goering	2	26	13.0	0	30
Kevin Brenner	1	14	14.0	0	14
<b>Total</b>	<b>19</b>	<b>422</b>	<b>22.2</b>	<b>0</b>	<b>51</b>
<b>Opponents</b>	<b>39</b>	<b>672</b>	<b>17.2</b>	<b>0</b>	<b>77</b>

INTERCEPTIONS	No.	Yds	Avg	TD	LG
Dalys Beanum	5	66	13.2	0	35
Tucker Large	4	81	20.3	1	*64
DyShawn Gales	2	4	2.0	0	4
Jason Freeman	2	0	0.0	0	0
Colby Huerter	1	54	54.0	1	*54
Graham Spalding	1	9	9.0	0	9
Aydan Dautermann	1	0	0.0	0	0
Cale Reeder	1	0	0.0	0	0
Isaiah Stalbird	1	0	0.0	0	0
Kolten Tilford	1	0	0.0	0	0
<b>Total</b>	<b>19</b>	<b>214</b>	<b>11.3</b>	<b>2</b>	<b>*64</b>
<b>Opponents</b>	<b>5</b>	<b>38</b>	<b>7.6</b>	<b>0</b>	<b>25</b>

FUMBLE RETURNS	No.	Yds	Avg	TD	LG
Jason Freeman	1	34	34.0	1	*34
Ryan Van Marel	1	12	12.0	0	12
<b>Total</b>	<b>2</b>	<b>46</b>	<b>23.0</b>	<b>1</b>	<b>*34</b>
<b>Opponents</b>	<b>1</b>	<b>0</b>	<b>0.0</b>	<b>0</b>	<b>0</b>

PUNTING	No.	Yds	Avg.	LONG	TB	FC	I20	50+	BLK
Hunter Dustman	34	1,479	43.5	62	3	10	18	10	0
Mark Gronowski	1	20	20.0	20	0	0	1	0	0
TEAM	1	0	0.0	0	0	0	0	0	1
<b>Total</b>	<b>36</b>	<b>1,499</b>	<b>41.6</b>	<b>62</b>	<b>2</b>	<b>10</b>	<b>19</b>	<b>10</b>	<b>1</b>
<b>Opponents</b>	<b>72</b>	<b>2,894</b>	<b>40.2</b>	<b>71</b>	<b>2</b>	<b>14</b>	<b>15</b>	<b>13</b>	<b>1</b>

KICKOFFS	No.	Yds	Avg	TB	OB
Hunter Dustman	100	6,110	61.1	38	3
Jackson Isakson	5	313	62.6	2	2
<b>Total</b>	<b>105</b>	<b>6,423</b>	<b>61.2</b>	<b>40</b>	<b>5</b>
<b>Opponents</b>	<b>40</b>	<b>2,414</b>	<b>60.4</b>	<b>16</b>	<b>4</b>

FG SEQUENCE	SDSU	OPP
Western Oregon	(32), 38	-
Montana State	-	(27),(19),(24)
Drake	-	47
North Dakota	-	-
Illinois State	41	-
Northern Iowa	(42),(42)	(38),(43)
Southern Illinois	48,(44)	(39)
South Dakota	(49),(22),(47)	(50)
North Dakota State	(31),(21),(44),(26)	(27),50,37
Youngstown State	(33),(43),47	29
Missouri State	(22),(45),(35)	-
Mercer	-	(27),40,(39)
Villanova	42,(29),(23)	52,39
UAlbany	(21)	(37),(36)
Montana	(30)	-

Numbers in parentheses indicate field goal attempt was made

# 2023 STATISTICS

## DEFENSIVE STATISTICS

		[----TACKLES-----]				[-SACKS-]		[---PASS DEF---]			[-FUMBLES-]			BLKD
No.	PLAYER	GP	SOLO	ASST	TOT	TFL-Yds	No.-Yds	INT-Yds	PBU	QBH	Rcv-Yds	FF	KICK	
11	Jason Freeman	15	48	57	105	5.0-13	0.5-4	2-0	4	2	3-34	.	.	
2	Isaiah Stalbird	15	48	32	80	6.5-30	3.0-25	1-0	5	.	1-0	3	.	
32	Adam Bock	10	35	30	65	2.5-12	2.0-11	.	.	1	.	.	.	
6	Saiveon Williamson	14	23	36	59	3.0-8	0.5-1	.	1	2	.	2	.	
25	Cale Reeder	15	32	26	58	0.5-1	.	1-0	.	.	.	1	.	
1	Tucker Large	15	30	19	49	1.0-7	.	4-81	9	.	.	.	.	
5	DyShawn Gales	15	29	15	44	2.0-2	0.5-1	2-4	3	.	1-0	.	.	
14	Colby Huerter	15	22	20	42	3.0-4	.	1-54	1	.	.	1	.	
29	Graham Spalding	15	22	13	35	1.0-0	.	1-9	1	.	.	.	.	
48	Quinton Hicks	15	12	18	30	7.5-45	5.5-42	.	.	4	.	1	.	
7	Dalys Beanum	15	15	14	29	.	.	5-66	7	.	.	.	.	
9	Caleb Franci	14	14	12	26	1.5-2	.	.	.	.	2-0	.	.	
23	Matthew Durrance	15	14	11	25	.	.	.	.	.	.	.	1	
98	Ryan Van Marel	15	12	12	24	7.0-21	2.0-7	.	.	1	2-12	.	2	
0	Daeton Mcgaughy	12	16	7	23	2.0-6	.	.	2	.	.	.	.	
94	Cade Terveer	15	9	13	22	9.0-41	7.5-37	.	.	1	.	1	.	
52	Jarod DePriest	15	8	12	20	1.5-13	1.5-13	.	2	3	.	.	1	
53	Caden Johnson	14	7	12	19	3.0-14	0.5-3	.	1	3	.	.	.	
31	Jalen B. Lee	15	14	4	18	.	.	.	1	.	.	.	.	
4	Steven Arrell	6	10	4	14	.	.	.	.	.	1-0	1	.	
92	Brian Williams	14	9	5	14	3.5-8	0.5-2	.	1	2	.	2	.	
40	Aaron Kusler	15	7	6	13	0.5-0	0.5-0	.	.	1	.	.	.	
46	Cullen McShane	13	5	7	12	.	.	.	.	.	.	1	.	
93	Max Baloun	15	6	6	12	3.0-4	.	.	.	1	.	.	.	
20	Myles Taylor	9	5	5	10	.	.	.	2	.	.	.	.	
95	Zac Wilson	14	2	6	8	2.5-18	2.0-17	.	.	1	.	.	.	
55	Aaron Wolfcale-Holsten	9	4	3	7	2.5-11	2.0-11	.	.	1	.	.	.	
13	Aydan Dautermann	14	4	3	7	.	.	1-0	1	.	.	.	.	
3	Dontay Johnson	8	4	3	7	.	.	.	.	.	.	.	.	
8	Blake Peterson	7	3	3	6	2.0-4	.	.	.	1	.	.	.	
57	Levi Vanden Bos	10	3	3	6	2.0-6	.	.	.	2	.	.	.	
96	Bryce Hawthorne	3	4	1	5	1.0-3	.	.	.	.	.	.	.	
27	Noah Thompson	4	3	1	4	.	.	.	.	.	.	.	.	
41	Joe Ollman	11	1	2	3	.	.	.	.	.	.	.	.	
33	Bryce Johnson	15	2	1	3	.	.	.	.	.	.	.	.	
90	Randy Keumogne	6	.	3	3	1.0-4	0.5-3	.	.	.	.	.	.	
30	Cody Cotton	4	1	1	2	.	.	.	.	.	.	.	.	
17	Abe Hoskins III	9	2	.	2	.	.	.	.	.	.	.	.	
44	Kevin Brenner	15	2	.	2	.	.	.	.	.	.	.	.	
51	Logan Green	15	1	1	2	1.0-4	.	.	.	1	.	1	.	
2	Marcus Preston	11	1	.	1	.	.	.	.	.	.	.	.	
26	Kolten Tilford	4	1	.	1	.	.	1-0	.	.	.	.	.	
28	Chase Van Tol	4	1	.	1	.	.	.	.	.	.	.	.	
99	Dawson Ripperda	8	.	1	1	.	.	.	.	.	.	.	.	
89	Brody Gormley	5	1	.	1	.	.	.	.	.	.	.	.	
21	Angel Johnson	13	.	1	1	.	.	.	.	.	.	.	.	
12	Grahm Goering	13	.	1	1	.	.	.	.	.	.	.	.	
43	Adam Kusler	1	1	.	1	.	.	.	.	.	.	.	.	
87	Zach Heins	15	1	.	1	.	.	.	.	.	.	.	.	
1	Jadon Janke	13	1	.	1	.	.	.	.	.	.	.	.	
Total		15	495	430	925	75.0-281	29.0-177	19-214	41	27	10-46	14	4	
Opponents		15	474	482	956	41.0-147	11.0-72	5-38	29	19	8-0	8	2	

## TOP DEFENSIVE PERFORMANCES

### DOUBLE-DIGIT TACKLES (9)

Colby Huerter • vs. Montana State, 9-9-23

• 10 tackles (5 solos, 5 assists)

Saiveon Williamson • vs. Montana State, 9-9-23

• 10 tackles (4 solos, 6 assists)

Adam Bock • vs. North Dakota, 9-30-23

• 10 tackles (5 solos, 5 assists, 1 sack, 1.5 TFLs)

Saiveon Williamson • at Illinois State, 10-7-23

• 11 tackles (2 solos, 9 assists, 1 FF)

Cale Reeder • at Southern Illinois, 10-21-23

• 10 tackles (7 solos, 3 assists, 0.5 TFL, 1 FF)

Jason Freeman • at Southern Illinois, 10-21-23

• 10 tackles (2 solos, 8 assists, 0.5 sack, 1.5 TFLs)

Jason Freeman • vs. North Dakota State, 11-4-23

• 12 tackles (5 solos, 7 assists, 1.5 TFLs, 1 INT)

Adam Bock • vs. Villanova, 12-9-23

• 11 tackles (5 solos, 6 assists)

Adam Bock • vs. Montana, 1-7-24

• 11 tackles (7 solos, 4 assists)



## 2023 STATISTICS

### GAME-BY-GAME COMPARISON

OPPONENT	SCORE	----FIRST DOWNS----					--RUSHING--	--PASSING--	YARDS	-TOTAL OFFENSE-		RETURN Yds	TURNOVERS
		TOTAL	RUSH	PASS	PEN	NUMBER-YARDS	COMP-ATT-INT	PLAYS-YARDS					
Western Oregon	45-7	21 / 13	11/5	8/4	2/4	34-209 / 29-102	14-23-0 / 14-25-3	194 / 107	57-403 / 54-209	198 / 33	0 / 3		
Montana State	20-16	20 / 17	9/11	10/3	1/3	29-157 / 48-211	13-22-0 / 9-15-1	184 / 87	51-341 / 63-298	0 / 96	1 / 1		
Drake	70-7	28 / 10	3/3	14/6	0/0	33-359 / 27-47	21-30-1 / 20-34-0	259 / 220	63-618 / 61-267	252 / 48	1 / 0		
North Dakota	42-21	26 / 17	13/5	12/9	1/3	37-266 / 26-68	13-22-0 / 25-33-0	167 / 166	59-433 / 59-234	76 / 30	0 / 0		
Illinois State	40-21	25 / 18	19/4	5/10	1/4	46-374 / 21-122	12-18-0 / 27-34-0	173 / 171	64-547 / 55-293	34 / 42	1 / 2		
Northern Iowa	41-6	21 / 14	8/4	13/8	0/2	36-169 / 26-40	21-26-0 / 18-26-2	291 / 224	62-460 / 52-264	26 / 27	2 / 5		
Southern Illinois	17-10	15 / 20	8/5	7/10	0/5	32-147 / 32-83	15-22-1 / 20-24-1	161 / 225	54-308 / 56-308	87 / 16	1 / 2		
South Dakota	37-3	25 / 13	15/6	9/7	1/0	42-266 / 21-50	13-21-1 / 17-31-2	207 / 133	63-473 / 52-183	18 / 18	1 / 2		
North Dakota State	33-16	17 / 19	8/11	8/8	1/0	33-152 / 35-158	12-19-0 / 18-29-2	213 / 167	52-365 / 64-325	54 / 95	0 / 3		
Youngstown State	34-0	22 / 16	7/4	15/8	0/4	29-166 / 25-47	22-33-0 / 18-30-1	324 / 160	62-490 / 55-207	46 / 21	0 / 1		
Missouri State	35-17	29 / 15	12/4	14/10	3/1	39-154 / 22-82	16-23-0 / 23-35-0	323 / 261	62-477 / 57-343	74 / 17	1 / 0		
Mercer	41-0	24 / 6	14/3	9/2	1/1	44-346 / 23-76	15-22-1 / 14-22-2	225 / 75	66-571 / 45-151	17 / 77	2 / 2		
Villanova	23-12	16 / 10	12/6	4/4	0/0	41-242 / 35-145	11-19-0 / 6-18-1	101 / 74	60-343 / 53-219	67 / 52	1 / 1		
UAlbany	59-0	22 / 19	11/4	11/14	0/1	32-220 / 23-66	16-21-0 / 30-44-3	336 / 232	53-556 / 67-298	139 / 22	0 / 4		
Montana	23-3	17 / 17	8/6	8/10	1/1	34-188 / 30-47	13-21-1 / 28-46-1	175 / 212	55-363 / 76-259	70 / 145	2 / 3		
Totals	560-139328	328 / 224169	82 / 147	113 / 12	29 / 541	3,415 / 423-1,344	227-342-5 / 287-446-19	3,333 / 2,514	883-6,748 / 869-3,858	1,158 / 739	13 / 29		

### MISCELLANEOUS GAME-BY-GAME STATISTICS

#### THIRD-DOWN CONVERSIONS

OPPONENT	OVERALL	1ST QTR	2ND QTR	3RD QTR	4TH QTR
Western Oregon	5-9	1-1	1-2	1-3	2-3
Montana State	5-9	1-2	2-3	2-2	0-2
Drake	6-8	2-3	2-2	2-2	0-1
North Dakota	6-8	1-1	3-4	1-2	1-1
Illinois State	7-11	3-3	1-2	2-4	1-2
Northern Iowa	7-11	2-2	0-2	4-4	1-3
Southern Illinois	4-12	0-2	2-4	1-2	1-4
South Dakota	7-10	0-1	3-3	1-3	3-3
North Dakota State	6-13	2-3	1-3	1-2	2-5
Youngstown State	6-13	1-4	3-4	0-2	2-3
Missouri State	3-8	0-0	0-2	2-4	1-2
Mercer	9-14	2-4	3-3	3-4	1-3
Villanova	4-12	2-4	0-4	1-2	1-2
UAlbany	5-8	3-3	1-2	0-1	1-2
Montana	4-11	2-2	0-2	2-4	0-3
<b>Totals</b>	<b>84-157</b>	<b>22-35</b>	<b>22-42</b>	<b>23-41</b>	<b>17-39</b>
	<b>53.5%</b>	<b>62.9%</b>	<b>52.4%</b>	<b>56.1%</b>	<b>43.6%</b>
<b>Opponents</b>	<b>63-187</b>	<b>13-40</b>	<b>19-56</b>	<b>14-45</b>	<b>17-46</b>
	<b>33.7%</b>	<b>32.5%</b>	<b>33.9%</b>	<b>31.1%</b>	<b>37.0%</b>

#### TIME OF POSSESSION

OPPONENT	OVERALL	1ST QTR	2ND QTR	3RD QTR	4TH QTR
Western Oregon	29:55	8:05	5:48	6:02	10:00
Montana State	24:37	5:16	4:43	4:11	10:27
Drake	27:49	5:52	8:50	7:56	5:11
North Dakota	30:21	8:45	9:44	6:25	5:27
Illinois State	35:45	8:49	8:11	9:55	8:50
Northern Iowa	35:23	8:23	8:38	9:37	8:45
Southern Illinois	31:50	4:44	8:00	9:03	10:03
South Dakota	35:59	4:34	11:20	8:50	11:15
North Dakota State	29:42	6:58	7:06	6:30	9:08
Youngstown State	33:31	8:40	9:10	5:48	9:53
Missouri State	33:55	6:05	10:21	9:31	7:58
Mercer	35:26	4:54	13:40	8:36	8:16
Villanova	31:27	7:34	6:26	5:45	11:42
UAlbany	27:48	9:26	7:17	2:50	8:15
Montana	30:10	6:52	5:49	8:56	8:33
<b>Totals</b>	<b>487:56</b>	<b>127:15</b>	<b>117:30</b>	<b>119:58</b>	<b>123:13</b>
<b>Avg.</b>	<b>32:31</b>	<b>8:29</b>	<b>7:50</b>	<b>7:59</b>	<b>8:12</b>
<b>Opponents</b>	<b>412:04</b>	<b>97:45</b>	<b>107:30</b>	<b>105:02</b>	<b>101:47</b>
<b>Avg.</b>	<b>27:28</b>	<b>6:31</b>	<b>7:10</b>	<b>7:00</b>	<b>6:47</b>

#### FOURTH-DOWN CONVERSIONS

OPPONENT	OVERALL	1ST QTR	2ND QTR	3RD QTR	4TH QTR
Western Oregon	0-1	0-0	0-0	0-1	0-0
Montana State	0-0	0-0	0-0	0-0	0-0
Drake	0-0	0-0	0-0	0-0	0-0
North Dakota	1-1	0-0	1-1	0-0	0-0
Illinois State	1-2	0-0	1-1	0-0	0-1
Northern Iowa	0-0	0-0	0-0	0-0	0-0
Southern Illinois	1-1	0-0	0-0	0-0	1-1
South Dakota	0-0	0-0	0-0	0-0	0-0
North Dakota State	1-1	1-1	0-0	0-0	0-0
Youngstown State	1-1	1-1	0-0	0-0	0-0
Missouri State	2-2	0-0	1-1	1-1	0-0
Mercer	1-1	1-1	0-0	0-0	0-0
Villanova	1-1	0-0	0-0	1-1	0-0
UAlbany	0-0	0-0	0-0	0-0	0-0
Montana	0-0	0-0	0-0	0-0	0-0
<b>Totals</b>	<b>9-11</b>	<b>3-3</b>	<b>3-3</b>	<b>2-3</b>	<b>1-2</b>
	<b>81.8%</b>	<b>100.0%</b>	<b>100.0%</b>	<b>66.7%</b>	<b>50.0%</b>
<b>Opponents</b>	<b>13-26</b>	<b>4-5</b>	<b>4-6</b>	<b>2-6</b>	<b>3-9</b>
	<b>50.0%</b>	<b>80.0%</b>	<b>66.7%</b>	<b>33.3%</b>	<b>33.3%</b>

#### PENALTIES

OPPONENT	SDSU	Opp
Western Oregon	9-81	3-32
Montana State	7-75	12-80
Drake	5-65	6-36
North Dakota	6-68	3-17
Illinois State	9-90	3-15
Northern Iowa	6-47	2-15
Southern Illinois	13-125	7-45
South Dakota	6-35	4-28
North Dakota State	4-40	2-20
Youngstown State	12-119	4-25
Missouri State	4-40	8-65
Mercer	3-25	3-27
Villanova	4-40	2-20
UAlbany	4-40	4-20
Montana	6-35	6-34
<b>Totals</b>	<b>98-925</b>	<b>69-479</b>

## 2023 STATISTICS

### GAME-BY-GAME STARTERS

#### OFFENSE

Opponent	LT	LG	C	RG	RT	TE	WR	WR/TE	WR/TE/RB	QB	RB
Western Ore.	Greenfield	McCormick	Miller	Beerntsen	O'Brian	Heins	Jax. Janke	Goering	Am. Johnson	Gronowski	Davis
Montana State	Greenfield	McCormick	Miller	Beerntsen	O'Brian	Heins	Jax. Janke	Jad. Janke	Am. Johnson	Gronowski	Davis
Drake	Greenfield	McCormick	Miller	Beerntsen	O'Brian	Heins	Jax. Janke	Goering	Morgan	Gronowski	Davis
North Dakota	Greenfield	McCormick	Miller	Beerntsen	O'Brian	Heins	Jax. Janke	Jad. Janke	Preston	Gronowski	Davis
Illinois State	Greenfield	McCormick	Miller	Beerntsen	O'Brian	Heins	Jax. Janke	Jad. Janke	Wilde	Gronowski	Davis
Northern Iowa	Greenfield	McCormick	Miller	Beerntsen	O'Brian	Heins	Jax. Janke	Jad. Janke	Morgan	Gronowski	Davis
Southern Illinois	Greenfield	McCormick	Miller	Beerntsen	O'Brian	Heins	Jax. Janke	Jad. Janke	Wilde	Gronowski	Davis
South Dakota	Greenfield	McCormick	Miller	Beerntsen	O'Brian	Heins	Jax. Janke	Jad. Janke	Morgan	Gronowski	Davis
N. Dakota State	Greenfield	McCormick	Miller	Beerntsen	O'Brian	Heins	Jax. Janke	Jad. Janke	Wilde	Gronowski	Davis
Youngstown St.	Greenfield	McCormick	Miller	Beerntsen	O'Brian	Heins	Wilde	Jad. Janke	Morgan	Gronowski	Davis
Missouri State	Greenfield	McCormick	Miller	Beerntsen	O'Brian	Heins	Jax. Janke	Jad. Janke	Morgan	Gronowski	Davis
Mercer	Greenfield	McCormick	Miller	Beerntsen	O'Brian	Heins	Jax. Janke	Jad. Janke	Goering	Gronowski	Davis
Villanova	Greenfield	McCormick	Miller	Beerntsen	O'Brian	Heins	Jax. Janke	Jad. Janke	Goering	Gronowski	Davis
UAlbany	Greenfield	McCormick	Miller	Beerntsen	O'Brian	Heins	Jax. Janke	Jad. Janke	Morgan	Gronowski	Davis
Montana	Greenfield	McCormick	Miller	Beerntsen	O'Brian	Heins	Jax. Janke	Jad. Janke	Morgan	Gronowski	Davis

#### DEFENSE

Opponent	DE	DT	NT	DE	WLB	MLB	SLB	CB	SS	FS	CB
Western Ore.	Hicks	Williams	Van Marel	Terveer	Freeman	Williamson	Stalbird	Beanum	Huerter	Large	Gales
Montana State	Hicks	Williams	Van Marel	Terveer	Freeman	Williamson	Stalbird	Beanum	Reeder	Large	Gales
Drake	Hicks	Williams	Van Marel	Terveer	Freeman	Williamson	Stalbird	Beanum	Reeder	Large	Gales
North Dakota	C. Johnson	Williams	Van Marel	Terveer	Freeman	Bock	Stalbird	Beanum	Reeder	Large	Gales
Illinois State	Hicks	Williams	Van Marel	Terveer	Freeman	Williamson	Stalbird	Beanum	Reeder	Large	Gales
Northern Iowa	Hicks	Williams	Van Marel	C. Johnson	Freeman	Williamson	Stalbird	Beanum	Reeder	Large	Gales
Southern Illinois	Hicks	Williams	Baloun	C. Johnson	Freeman	Williamson	Stalbird	Beanum	Reeder	Large	Gales
South Dakota	Hicks	DePriest	Van Marel	Terveer	Freeman	Bock	Stalbird	Beanum	Reeder	Large	Gales
N. Dakota State	Hicks	DePriest	Van Marel	Terveer	Freeman	Bock	Stalbird	Beanum	Reeder	Large	Gales
Youngstown St.	Hicks	DePriest	Van Marel	Terveer	Freeman	Bock	Stalbird	Beanum	Reeder	Large	Gales
Missouri State	Hicks	DePriest	Van Marel	Terveer	Freeman	Bock	Stalbird	Beanum	Reeder	Large	Gales
Mercer	Hicks	DePriest	Van Marel	Terveer	Freeman	Bock	Stalbird	Beanum	Reeder	Large	Gales
Villanova	Hicks	DePriest	Van Marel	Terveer	Freeman	Bock	Stalbird	Beanum	Reeder	Large	Gales
UAlbany	Hicks	DePriest	Van Marel	Terveer	Freeman	Bock	Stalbird	Beanum	Reeder	Large	Gales
Montana	Hicks	DePriest	Van Marel	Terveer	Freeman	Bock	Stalbird	Beanum	Reeder	Large	Gales

### JACKRABBITS IN THE NCAA STATISTICS

#### TEAM (top 10)

- First in third-down conversion percentage – .535
- First in fourth-down conversion percentage – .818
- First in first downs offense – 328
- First in red-zone defense – .588
- First in red-zone offense – .965
- First in scoring defense – 9.3 points per game
- First in fewest tackles for loss allowed – 2.73 per game
- First in team passing efficiency – 174.26
- First in total defense – 257.2 yards per game
- First in turnovers gained – 29
- Second in passes intercepted – 19
- Second in rushing defense – 89.6 yards per game
- Fifth in rushing offense – 227.7 yards per game
- Sixth in passing yards per completion – 14.68
- Sixth in punt returns – 17.63 yards per attempt
- Sixth in punt return defense – 2.90 yards per attempt
- Sixth in fewest sacks allowed – 0.73 per game
- Sixth in scoring offense – 37.3 points per game
- Sixth in total offense – 449.9 yards per game
- Sixth in turnover margin – +1.07 per game
- Eighth in passing yards allowed – 167.6 yards per game
- Ninth in fewest passes had intercepted – 5

#### INDIVIDUAL (top 10)

##### ISAIAH DAVIS

- First in rushing yards – 1,578
- First in rushing touchdowns – 18
- First in total touchdowns – 19
- 10th in rushing yards per game – 105.2

##### JASON FREEMAN

- Third in fumble recoveries – 3

##### MARK GRONOWSKI

- First in passing efficiency, 179.7
- Second in passing touchdowns – 29
- Second in yards per pass attempt – 9.96
- Third in points responsible for – 228
- Fifth in passing yards per completion – 14.63
- Seventh in passing yards – 3,058
- Ninth in completion percentage – .681

##### JADON JANKE

- Ninth in receiving touchdowns – 9

##### TUCKER LARGE

- Third in punt returns – 18.9 yards per attempt

## ACTIVE CAREER LEADERS

### PASSING

#### Completions

Mark Gronowski	549
Chase Mason	16
Jon Bell	1

#### Passing Yards

Mark Gronowski	7,590
Chase Mason	267
Jon Bell	6

#### Passing Touchdowns

Mark Gronowski	70
Chase Mason	1

### RUSHING

#### Rushing Attempts

Amar Johnson	344
Mark Gronowski	287
Angel Johnson	76
Chase Mason	16
Kirby Vorhees	5
Jon Bell	3
Issac Kracl	2

#### Rushing Yards

Amar Johnson	1,972
Mark Gronowski	1,387
Angel Johnson	546
Chase Mason	184
Kirby Vorhees	17
Isaac Kracl	11
Jon Bell	6

#### Rushing Touchdowns

Mark Gronowski	27
Amar Johnson	14
Angel Johnson	6
Chase Mason	2

### RECEIVING

#### Receptions

Amar Johnson	27
Griffin Wilde	20
Grahm Goering	13
Devon Cole Jr.	8
Angel Johnson	8
Mark Gronowski	3
Kevin Brenner	2
Greyton Gannon	1
Kentrell Prejean	1
Marcus Preston	1

#### Receiving Yards

Griffin Wilde	399
Amar Johnson	285
Grahm Goering	171
Devon Cole Jr.	97
Angel Johnson	62
Mark Gronowski	42
Marcus Preston	20
Kevin Brenner	18
Greyton Gannon	11
Kentrell Prejean	4

#### Receiving Touchdowns

Griffin Wilde	6
Kevin Brenner	1
Mark Gronowski	1
Amar Johnson	1

### DEFENSE

#### Total Tackles

Adam Bock	344
Cale Reeder	166
Graham Spalding	143
Dalys Beanum	86
Tucker Large	77
Daeton Mcgaughy	60
Caleb Franci	55
Steven Arrell	48
Jarod DePriest	45
Matthew Durrance	35
Aydan Dautermann	24
Jalen B. Lee	21
Aaron Kusler	20
Max Baloun	19
Zac Wilson	15
Myles Taylor	14
Cullen McShane	13
Dontay Johnson	12
Aaron Wolfcale-Holsten	12
Levi Vanden Bos	8
Randy Keumogne	7
Blake Peterson	6
Bryce Hawthorne	5
Noah Thompson	4
Bryce Johnson	3
Joe Ollman	3
Cody Cotton	2
Logan Green	2
Abe Hoskins III	2
Dawson Ripperda	1
Kolten Tilford	1
Chase Van Tol	1

#### Tackles For Loss

Adam Bock	25.0
Graham Spalding	8.5
Colby Huerter	8.0
Jarod DePriest	6.5
Cale Reeder	6.5
Max Baloun	5.0
Zac Wilson	3.5
Steven Arrell	3.0
Dalys Beanum	3.0
Levi Vanden Bos	3.0
Aaron Wolfcale-Holsten	3.0
Randy Keumogne	2.0
Daeton Mcgaughy	2.0
Blake Peterson	2.0
Caleb Franci	1.5
Dontay Johnson	1.5
Logan Green	1.0
Bryce Hawthorne	1.0
Tucker Large	1.0
Aaron Kusler	0.5

#### Sacks

Adam Bock	10.5
Jarod DePriest	6.0
Zac Wilson	3.0
Max Baloun	2.0
Aaron Wolfcale-Holsten	2.0
Randy Keumogne	1.5
Colby Huerter	1.0
Cale Reeder	1.0

Graham Spalding	1.0
Levi Vanden Bos	1.0
Aaron Kusler	0.5

#### Interceptions

Dalys Beanum	11
Tucker Large	4
Cale Reeder	4
Colby Huerter	3
Daeton Mcgaughy	3
Graham Spalding	3
Adam Bock	2
Steven Arrell	1
Aydan Dautermann	1
Matthew Durrance	1
Caleb Franci	1
Kolten Tilford	1

#### Interception Return Touchdowns

Dalys Beanum	2
Adam Bock	1
Colby Huerter	1
Tucker Large	1

#### Pass Breakups

Dalys Beanum	18
Tucker Large	11
Cale Reeder	8
Steven Arrell	6
Adam Bock	6
Aydan Dautermann	4
Graham Spalding	4
Colby Huerter	3
Myles Taylor	3
Jarod DePriest	2
Caleb Franci	2
Daeton Mcgaughy	2
Max Baloun	1
Dontay Johnson	1
Jalen B. Lee	1

#### Forced Fumbles

Adam Bock	5
Steven Arrell	3
Dalys Beanum	1
Logan Green	1
Cullen McShane	1
Cale Reeder	1
Graham Spalding	1

#### Fumble Recoveries

Caleb Franci	3
Steven Arrell	2
Dalys Beanum	1
Adam Bock	1
Matthew Durrance	1
Daeton Mcgaughy	1
Graham Spalding	1

#### Fumble Recoveries/Returns for TDs

Matthew Durrance	1
------------------	---

#### Blocked Kicks

Jarod DePriest	2
Dalys Beanum	1
Adam Bock	1
Matthew Durrance	1

### RETURNS

#### Punt Returns

Tucker Large	21
Dalys Beanum	3
Devon Cole Jr.	2
Matthew Durrance	2
Kevin Brenner	1

#### Punt Return Yards

Tucker Large	396
Matthew Durrance	55
Devon Cole Jr.	26
Dalys Beanum	11

#### Punt Return Touchdowns

Matthew Durrance	1
Tucker Large	1

#### Kickoff Returns

Amar Johnson	19
Kevin Brenner	2
Grahm Goering	2
Angel Johnson	1

#### Kickoff Return Yards

Amar Johnson	401
Kevin Brenner	33
Grahm Goering	26
Angel Johnson	21

### SCORING

#### Total Points

Hunter Dustman	240
Mark Gronowski	170
Amar Johnson	90
Angel Johnson	36
Griffin Wilde	36
Dalys Beanum	12
Matthew Durrance	12
Tucker Large	12
Chase Mason	12
Adam Bock	8
Kevin Brenner	6
Colby Huerter	6
Gus Miller	6

#### Total Touchdowns

Mark Gronowski	28
Amar Johnson	15
Angel Johnson	6
Griffin Wilde	6
Dalys Beanum	2
Matthew Durrance	2
Tucker Large	2
Chase Mason	2
Adam Bock	1
Kevin Brenner	1
Colby Huerter	1
Gus Miller	1

#### Field Goals

Hunter Dustman	37
----------------	----

#### Extra Points

Hunter Dustman	129
----------------	-----

#### 2-Point Conversions

Mark Gronowski	1
----------------	---

#### Defensive Extra Points

Adam Bock	1
-----------	---

## QUARTERBACKS



### 5-JON BELL

6-3, 195, Jr.

Naperville, Illinois • Naperville North H.S.

#### SINGLE-GAME CAREER HIGHS

Completions: 1, vs. Western Oregon, 8-31-2023  
 Passing Attempts: 4, vs. Western Oregon, 8-31-2023  
 Passing Yards: 6, vs. Western Oregon, 8-31-2023  
 Long Pass: 6 yards, to Angel Johnson, vs. Western Oregon, 8-31-2023  
 Touchdown Passes: N/A  
 Interceptions: N/A  
 Rushing Attempts: 2, vs. Western Oregon, 8-31-2023  
 Rushing Yards: 13, vs. Western Oregon, 8-31-2023  
 Long Rush: 11 yards, vs. Western Oregon, 8-31-2023  
 Rushing TDs: N/A



### 11-MARK GRONOWSKI

6-3, 230, Sr.

Naperville, Illinois • Neuqua Valley H.S.

#### SINGLE-GAME CAREER HIGHS

Completions: 22, at Missouri State, 9-24-2022, and vs. Indiana State, 10-29-2022  
 Passing Attempts: 33, vs. Western Illinois, 10-1-2022  
 Passing Yards: 323, vs. Missouri State, 11-18-2023  
 Long Pass: 76 yards (for TD) to Jaxon Janke, at North Dakota, 2-27-2021  
 Touchdown Passes: 5, vs. Drake, 9-16-2023  
 Interceptions: 2, at North Dakota, 2-27-2021, and vs. UC Davis, 9-10-2022  
 Rushing Attempts: 16, at North Dakota State, 4-17-2021  
 Rushing Yards: 142, vs. Southern Illinois, 5-2-2021  
 Long Rush: 80 yards (for TD), vs. Western Illinois, 3-6-2021  
 Rushing Touchdowns: 2, four times (last: at North Dakota, 10-22-2022)  
 Receptions: 1, three times (last: at Illinois State, 10-7-2023)  
 Receiving Yards: 24, vs. Delaware, 5-8-2021  
 Long Reception: 24 yards (for TD), vs. Delaware, 5-8-2021  
 Receiving Touchdowns: 1, vs. Delaware, 5-8-2021



### 7-CHASE MASON

6-4, 230, Jr.

Hurley, South Dakota • Viborg-Hurley H.S./Nebraska

#### SINGLE-GAME CAREER HIGHS

Completions: 5, vs. Western Oregon, 8-31-2023  
 Passing Attempts: 9, vs. Western Oregon, 8-31-2023  
 Passing Yards: 71, vs. UAlbany, 12-15-2023  
 Long Pass: 71 yards (for TD), to Griffin Wilde, vs. UAlbany, 12-15-2023  
 Touchdown Passes: 1, vs. UAlbany, 12-15-2023  
 Interceptions: N/A  
 Rushing Attempts: 3, vs. Western Oregon, 8-31-2023  
 Rushing Yards: 69, vs. Drake, 9-16-2023  
 Long Rush: 69 yards (for TD), vs. Drake, 9-16-2023  
 Rushing Touchdowns: 1, vs. Western Oregon, 8-31-2023, and vs. Drake, 9-16-2023

## RUNNING BACKS




### 3-AMAR JOHNSON

5-10, 205, Sr.

O'Fallon, Missouri • Chaminade College Prep

#### SINGLE-GAME CAREER HIGHS

Rushing Attempts: 18, at Youngstown State, 10-30-2021  
 Rushing Yards: 126, vs. North Dakota State, 1-8-2023  
 Long Rush: 55 yards, vs. North Dakota State, 1-8-2023  
 Rushing Touchdowns: 2, at South Dakota, 10-28-2023  
 Receptions: 3, vs. Montana State, 12-17-2022  
 Receiving Yards: 34, at Indiana State, 9-25-2021  
 Long Reception: 34 yards, at Indiana State, 9-25-2021  
 Receiving Touchdowns: 1, vs. Montana State, 12-17-2022  
 Total Touchdowns: 2, vs. Montana State (1 rushing, 1 receiving), 12-17-2022, and at South Dakota (2 rushing), 10-28-2023  
 Kickoff Returns: 3, vs. Missouri State, 11-18-2023  
 Kickoff Return Yards: 73, vs. Drake, 9-16-2023  
 Long Kickoff Return: 51 yards, vs. Drake, 9-16-2023  
 All-Purpose Yards: 142, vs. Drake, 9-16-2023



### 21-ANGEL JOHNSON

5-9, 195, Jr.

Viborg, South Dakota • Viborg-Hurley H.S.

#### SINGLE-GAME CAREER HIGHS

Rushing Attempts: 10, vs. Western Oregon, 8-31-2023  
 Rushing Yards: 90, vs. Drake, 9-16-2023  
 Long Rush: 80 yards (for TD), vs. Mercer, 12-2-2023  
 Rushing Touchdowns: 2, vs. Drake, 9-16-2023  
 Receptions: 1, seven times (last: vs. Missouri State, 11-18-2023)  
 Receiving Yards: 23, vs. Missouri State, 11-18-2023  
 Long Reception: 23 yards, vs. Missouri State, 11-18-2023  
 Kickoff Returns: 1, vs. Montana State, 12-17-2022  
 Kickoff Return Yards: 21, vs. Montana State, 12-17-2022  
 Long Kick Return: 21 yards, vs. Montana State, 12-17-2022



### 39-ISAAC KRAEL

5-11, 175, So.

Crete, Nebraska • Crete H.S.

#### SINGLE-GAME CAREER HIGHS

Rushing Attempts: 2, vs. Western Oregon, 8-31-2023  
 Rushing Yards: 11, vs. Western Oregon, 8-31-2023  
 Long Rush: 10 yards, vs. Western Oregon, 8-31-2023  
 Rushing Touchdowns: N/A



### 20-KIRBY VORHEES

5-11, 205, R-Fr.

Lutz, Florida • Steinbrenner H.S.

#### SINGLE-GAME CAREER HIGHS

Rushing Attempts: 4, vs. Drake, 9-16-2023  
 Rushing Yards: 16, vs. Drake, 9-16-2023  
 Long Rush: 8 yards, vs. Drake, 9-16-2023  
 Rushing Touchdowns: N/A



## WIDE RECEIVERS



**15-DEVON COLE JR.**

**5-10, 185, Sr.**

**Clermont, Florida • Lake Minneola H.S.**

### **SINGLE-GAME CAREER HIGHS**

Receptions: 2, vs. Western Oregon, 8-31-2023


Receiving Yards: 32, vs. Mercer, 12-2-2023

Long Reception: 32 yards, vs. Mercer, 12-2-2023

Receiving Touchdowns: N/A

Punt Returns: 1, at Youngstown State, 10-30-2021, and vs. Drake, 9-16-2023

Long Punt Return: 24 yards, vs. Drake, 9-16-2023



**12-GRAHM GOERING**

**6-2, 200, Jr.**

**Iowa City, Iowa • Iowa City West H.S.**

### **SINGLE-GAME CAREER HIGHS**

Receptions: 3, at Youngstown State, 11-11-2023

Receiving Yards: 40, vs. Montana State, 9-9-2023

Long Reception: 40 yards, vs. Montana State, 9-9-2023

Receiving Touchdowns: N/A

Kickoff Returns: 1, vs. Western Oregon, 8-31-2023, and vs. Villanova, 12-9-2023

Long Kickoff Return: 30 yards, vs. Western Oregon, 8-31-2023



**4-KENTRELL PREJEAN**

**5-8, 160, R-Fr.**

**Lafayette, Louisiana • Tuerlings Catholic H.S.**

### **SINGLE-GAME CAREER HIGHS**

Receptions: 1, at Youngstown State, 11-11-2023

Receiving Yards: 4, at Youngstown State, 11-11-2023

Long Reception: 4 yards, at Youngstown State, 11-11-2023

Receiving Touchdowns: N/A



**2-MARCUS PRESTON**

**6-2, 200, Sr.**

**Lawrence, Kan. • Free State H.S./North Dakota**

### **SINGLE-GAME CAREER HIGHS**

Receptions: 1, vs. Drake, 9-16-2023

Receiving Yards: 20, vs. Drake, 9-16-2023

Long Reception: 20 yards, vs. Drake, 9-16-2023



**18-GRIFFIN WILDE**

**6-2, 200, So.**

**Sioux Falls, South Dakota • Jefferson H.S.**

### **SINGLE-GAME CAREER HIGHS**

Receptions: 4, vs. Western Oregon, 8-31-2023, and vs. Northern Iowa, 10-14-2023

Receiving Yards: 85, vs. UAlbany, 12-15-2023

Long Reception: 71 yards (for TD), vs. UAlbany, 12-15-2023

Receiving Touchdowns: 1, six times (last: at UAlbany, 12-15-2023)

Kickoff Returns: 1, three times (last: vs. Villanova, 12-9-2023)

Long Kick Return: 40 yards, at Youngstown St., 11-11-2023

## TIGHT ENDS



**44-KEVIN BRENNER**

**6-3, 240, Sr.**

**Silver Lake, Wisconsin • Wilmot Union H.S.**

### **SINGLE-GAME OFFENSIVE CAREER HIGHS**

Receptions: 1, vs. Drake, 9-16-2023, and at Youngstown State, 11-11-2023

Receiving Yards: 15, at Youngstown State, 11-11-2023

Long Reception: 15 yards, at Youngstown State, 11-11-2023

Receiving Touchdowns: 1, vs. Drake, 9-16-2023

Long Kickoff Return: 14 yards, vs. UAlbany, 12-15-2023

### **SINGLE-GAME DEFENSIVE CAREER HIGHS**

Solo Tackles: 2, three times (last: vs. Montana, 1-7-2024)

Assisted Tackles: 2, vs. UC Davis, 9-10-2022

Total Tackles: 4, vs. UC Davis, 9-10-2022

Tackles for Loss: 1.0, at Colorado State, 9-3-2021, and vs. Lindenwood, 9-11-2021



**88-GREYTON GANNON**

**6-4, 235, So.**

**Eagle, Wisconsin • Mukwonago H.S.**

### **SINGLE-GAME CAREER HIGHS**


Receptions: 1, vs. Drake, 9-16-2023

Receiving Yards: 11, vs. Drake, 9-16-2023

Long Reception: 11 yards, vs. Drake, 9-16-2023

Receiving Touchdowns: N/A

## SPECIALISTS



**10-HUNTER DUSTMAN**

**6-4, 225, Sr.**

**East Bethel, Minnesota • St. Francis H.S.**

### **SINGLE-GAME PLACEKICKING CAREER HIGHS**

Field Goals Made: 4, vs. North Dakota State, 11-4-2023

Field Goals Attempted: 4, vs. North Dakota State, 11-4-2023

Long Field Goal: 49 yards, at South Dakota, 10-28-2023

Extra Points Made: 10, vs. Drake, 9-16-2023

Extra Points Attempted: 10, vs. Drake, 9-16-2023

Total Points: 15 (4 FG, 3 PAT), vs. North Dakota State, 11-4-2023

### **SINGLE-GAME PUNTING CAREER HIGHS**


Punts: 11, at Iowa, 9-3-2022

Punt Average (Min. 3 Punts): 54.2 yards (on 4 attempts), at Southern Illinois, 10-21-2023

Punts Inside 20: 3, at Sacramento State, 12-4-2021, and vs. South Dakota, 10-8-2022

Long Punt: 62 yards, at Southern Illinois, 10-21-2023

## DEFENSIVE ENDS



**90-RANDY KEUMOGNE**

**6-2, 240, Sr.**

**Oakdale, Minnesota • Tartan H.S.**

### **SINGLE-GAME CAREER HIGHS**

Solo Tackles: 1, at North Dakota State, 4-17-2021, and vs. Delaware, 5-8-2021

Assisted Tackles: 1, four times (last: vs. UAlbany, 12-15-2023)

Total Tackles: 1, six times (last: vs. UAlbany, 12-15-2023)

Tackles for Loss: 1.0, at North Dakota State, 4-17-2021

Sacks: 1.0, at North Dakota State, 4-17-2021



**95-ZAC WILSON**

**6-4, 245, Sr.**

**Chipley, Florida • Chipley H.S.**

### **SINGLE-GAME CAREER HIGHS**

Solo Tackles: 1, five times (last: vs. Mercer, 12-2-2023)

Assisted Tackles: 2, vs. Villanova, 12-9-2023

Total Tackles: 2, three times (last: vs. Villanova, 12-9-2023)

Tackles for Loss: 1.0, three times (last: vs. Mercer, 12-2-2023)

Sacks: 1.0, three times (last: vs. Mercer, 12-2-2023)

## DEFENSIVE TACKLES



**8-BLAKE PETERSON**

**6-4, 255, Grad.**

**Beresford, South Dakota • Beresford H.S./ Iowa State**

### **SINGLE-GAME CAREER HIGHS**

Solo Tackles: 2, vs. Western Oregon, 8-31-2023

Assisted Tackles: 1, three times (last: vs. Northern Iowa, 10-14-2023)

Total Tackles: 3, vs. Western Oregon, 8-31-2023

Tackles for Loss: 1.0, vs. Northern Iowa, 10-14-2023

Sacks: N/A



**93-MAX BALOUN**

**6-6, 285, Sr.**

**Redfield, South Dakota • Redfield H.S.**

### **SINGLE-GAME CAREER HIGHS**

Solo Tackles: 2, vs. Montana State, 9-9-2023

Assisted Tackles: 2, vs. North Dakota, 9-30-2023

Total Tackles: 3, vs. Montana State, 9-9-2023

Tackles for Loss: 1.0, four times (last: vs. Missouri State, 11-18-2023)

Sacks: 1.0, at Iowa, 9-3-2022, and vs. Western Illinois, 10-1-2022

Pass Breakups: 1, vs. Butler, 9-17-2022



**99-DAWSON RIPPERDA**

**6-4, 245, So.**

**Larchwood, Iowa • West Lyon H.S./ Northern Illinois**

### **SINGLE-GAME CAREER HIGHS**

Solo Tackles: N/A

Assisted Tackles: 1, vs. Montana State, 9-9-2023

Total Tackles: 1, vs. Montana State, 9-9-2023

Tackles for Loss: N/A

Sacks: N/A



**52-JAROD DEPRIEST**

**6-5, 285, Sr.**

**Trivoli, Illinois • Farmington Central H.S.**

### **SINGLE-GAME CAREER HIGHS**

Solo Tackles: 2, three times (last: vs. Montana, 1-7-2024)

Assisted Tackles: 3, three times (last: vs. North Dakota State, 11-4-2023)

Total Tackles: 5, vs. North Dakota State, 11-4-2023

Tackles for Loss: 1.0, four times (last: at North Dakota, 10-22-2022)

Sacks: 1.0, four times (last: at North Dakota, 10-22-2022)

Blocked Kicks: 1, vs. UC Davis, 9-10-2022, and vs. North Dakota State, 11-4-2023

Pass Breakups: 1, at Youngstown State, 11-11-2023, and vs. Mercer, 12-2-2023



**57-LEVI VANDEN BOS**

**6-3, 250, Jr.**

**Rock Valley, Iowa • Western Christian H.S.**

### **SINGLE-GAME CAREER HIGHS**

Solo Tackles: 1, five times (last: at South Dakota, 10-28-2023)

Assisted Tackles: 1, three times (last: vs. UAlbany, 12-15-2023)

Total Tackles: 2, vs. Drake, 9-16-2023, and at South Dakota, 10-28-2023

Tackles for Loss: 1.0, three times (last: at South Dakota, 10-28-2023)

Sacks: 1.0, vs. Dixie State, 10-2-2021



**51-LOGAN GREEN**

**6-4, 290, So.**

**Northboro, Iowa • Clarinda H.S.**

### **SINGLE-GAME CAREER HIGHS**

Solo Tackles: 1, vs. Northern Iowa, 10-14-2023, and at South Dakota, 10-28-2023


Assisted Tackles: 1, vs. Drake, 9-16-2023

Total Tackles: 1, three times (last: South Dakota, 10-28-2023)

Tackles for Loss: 1.0, vs. Northern Iowa, 10-14-2023

Forced Fumbles: 1, vs. Northern Iowa, 10-14-2023

## DEFENSIVE TACKLES (cont.)



### 96-BRYCE HAWTHORNE

6-3, 285, R-Fr.

Osseo, Minnesota • Osseo H.S.


#### SINGLE-GAME CAREER HIGHS

Solo Tackles: 2, vs. Western Oregon, 8-31-2023, and vs. Drake, 9-16-2023

Assisted Tackles: 1, vs. Drake, 9-16-2023

Total Tackles: 3, vs. Drake, 9-16-2023

Tackles for Loss: 1.0, vs. Western Oregon, 8-31-2023



### 33-BRYCE JOHNSON

6-3, 215, So.

Parker, Colorado • Lutheran H.S.

#### SINGLE-GAME CAREER HIGHS

Solo Tackles: 1, vs. North Dakota, 9-30-2023, and vs. UAlbany, 12-15-2023

Assisted Tackles: N/A

Total Tackles: 1, vs. North Dakota, 9-30-2023, and vs. UAlbany, 12-15-2023

Tackles for Loss: N/A



### 55-AARON WOLFCALC-HOLSTEN

6-2, 285, Jr.

Gilbert, Arizona • Williams Field H.S.

#### SINGLE-GAME CAREER HIGHS

Solo Tackles: 2, vs. Butler, 9-17-2022

Assisted Tackles: 2, vs. Indiana State, 10-29-2022

Total Tackles: 2, three times (last: vs. UAlbany, 12-15-2023)

Tackles for Loss: 1.0, at Youngstown State, 11-11-2023, and vs. Montana, 1-7-2024

Sacks: 1.0, at Youngstown State, 11-11-2023, and vs. Montana, 1-7-2024

Fumble Recoveries: 1, vs. Butler, 9-17-2022



### 40-AARON KUSLER

6-3, 230, Sr.

Sioux Falls, South Dakota • Roosevelt H.S.

#### SINGLE-GAME CAREER HIGHS

Solo Tackles: 2, at Indiana State, 9-25-2021, and vs. Western Oregon, 8-31-2023

Assisted Tackles: 3, vs. Mercer, 12-2-2023

Total Tackles: 3, vs. Lindenwood, 9-11-2021, and vs. Mercer, 12-2-2023

Tackles for Loss: 0.5, vs. Mercer, 12-2-2023

Sacks: 0.5, vs. Mercer, 12-2-2023



### 0-DAETON MCGAUGHY

6-0, 205, Sr.

Elwood, Kansas • Lafayette H.S.

#### SINGLE-GAME CAREER HIGHS

Solo Tackles: 8, vs. Drake, 9-16-2023

Assisted Tackles: 4, vs. Lindenwood, 9-11-2021

Total Tackles: 9, vs. Drake, 9-16-2023

Tackles for Loss: 1.0, vs. Drake, 9-16-2023, and vs. UAlbany, 12-15-2023

Interceptions: 1, three times (last: vs. UC Davis, 9-10-2022)

Pass Breakups: 1, vs. Western Oregon, 8-31-2023, and vs. Mercer, 12-2-2023

Fumble Recoveries: 1, vs. Western Illinois, 10-1-2022



### 32-ADAM BOCK

6-1, 225, Sr.

Solon, Iowa • Solon H.S.

#### SINGLE-GAME CAREER HIGHS

Solo Tackles: 11, at South Dakota, 11-13-2021

Assisted Tackles: 10, at Indiana State, 9-25-2021

Total Tackles: 17, vs. Southern Illinois, 10-9-2021

Tackles for Loss: 2.5, four times (last: vs. Montana State, 12-17-2022)

Sacks: 2.0, vs. South Dakota, 10-8-2022

Forced Fumbles: 1, three times (last: at Iowa, 9-3-2022)

Fumble Recoveries: 1, at Iowa, 9-3-2022


Interceptions: 1, at Indiana State, 9-25-2021, and vs. UC Davis, 11-27-2021

Long Interception Return: 39 yards (for TD), vs. UC Davis, 11-27-2021

Pass Breakups: 2, at Colorado State, 9-3-2021

Blocked Kicks: 1, at Youngstown State, 10-30-2021

Defensive Extra Points: 1, at Youngstown State, 10-30-2021



### 5-CULLEN MCSHANE

6-2, 230, So.

Marquette, Iowa • MFL MarMac H.S.

#### SINGLE-GAME CAREER HIGHS

Solo Tackles: 3, vs. Drake, 9-16-2023

Assisted Tackles: 2, three times (last: vs. UAlbany, 12-15-2023)

Total Tackles: 5, vs. Drake, 9-16-2023

Tackles for Loss: N/A

Forced Fumbles: 1, at Illinois State, 10-7-2023



### 9-CALEB FRANCL

6-1, 195, Sr.

Grand Island, Nebraska • Grand Island H.S.

#### SINGLE-GAME CAREER HIGHS

Solo Tackles: 5, vs. Northern Iowa, 10-23-2021

Assisted Tackles: 4, at Indiana State, 9-25-2021


Total Tackles: 7, vs. Northern Iowa, 10-23-2021

Tackles for Loss: 2.0, vs. Long Island, 9-7-2019

Fumble Recoveries: 1, three times (last: vs. Northern Iowa, 10-14-2023)

Interceptions: 1, at Iowa, 9-3-2022

Pass Breakups: 1, at Indiana State, 9-25-2021, and at Iowa, 9-3-2022



### 11-JOE OLLMAN

6-1, 225, So.

Mequon, Wisconsin • Homestead H.S.

#### SINGLE-GAME CAREER HIGHS

Solo Tackles: 1, vs. Western Oregon, 8-31-2023

Assisted Tackles: 1, vs. Drake, 9-16-2023, and vs. Mercer, 12-2-2023

Total Tackles: 1, three times (last: vs. Mercer, 12-2-2023)

Tackles for Loss: N/A

Sacks: N/A



## LINEBACKERS (cont.)



### 29-GRAHAM SPALDING

6-2, 215, Sr.

Oviedo, Florida • Lake Howell H.S.

#### SINGLE-GAME CAREER HIGHS

Solo Tackles: 4, six times (last: vs. North Dakota, 10-22-2022)

Assisted Tackles: 8, vs. Northern Iowa, 10-23-2021

Total Tackles: 12, vs. Northern Iowa, 10-23-2021

Tackles for Loss: 2.5, vs. Northern Iowa, 10-23-2021

Sacks: 1.0, at Colorado State, 9-3-2021

Forced Fumbles: 1, at Southern Illinois, 3-20-2021

Fumble Recoveries: 1, vs. Indiana State, 10-29-2021


Interceptions: 1, three times (last: vs. North Dakota State, 11-4-2023)

Pass Breakups: 1, four times (last: vs. Mercer, 12-2-2023)

Blocked Kicks: 1, at Northern Iowa, 2-19-2021

Pass Breakups: 2, three times (last: at South Dakota, 10-28-2023)

Blocked Kicks: 1, vs. South Dakota, 10-8-2022



### 30-CODY COTTON

6-0, 170, Jr.

Pleasant Prairie, Wisconsin • Union Grove H.S./Upper Iowa

#### SINGLE-GAME CAREER HIGHS

Solo Tackles: 1, vs. Drake, 9-16-2023

Assisted Tackles: 1, vs. Montana State, 9-9-2023

Total Tackles: 1, vs. Montana State, 9-9-2023, and vs. Drake, 9-16-2023



### 28-CHASE VAN TOL

6-1, 200, R-Fr.

Tea, South Dakota • Tea Area H.S.

#### SINGLE-GAME CAREER HIGHS

Solo Tackles: 1, vs. Northern Iowa, 10-14-2023

Assisted Tackles: N/A

Total Tackles: 1, vs. Northern Iowa, 10-14-2023

Tackles for Loss: N/A



### 13-AYDAN DAUTERMANN

6-0, 185, Jr.

Hartford, Wisconsin • Slinger H.S.

#### SINGLE-GAME CAREER HIGHS

Solo Tackles: 2, vs. Butler, 9-17-2022

Assisted Tackles: 1, five times (last: vs. UAlbany, 12-15-2023)

Total Tackles: 3, vs. Butler, 9-17-2022

Interceptions: 1, vs. Mercer, 12-2-2023

Pass Breakups: 1, four times (last: at Youngstown State, 11-11-2023)



### 17-ABE HOSKINS III

6-1, 195, Sr.

Omaha, Nebraska • Omaha Central H.S.

#### SINGLE-GAME CAREER HIGHS

Solo Tackles: 2, at Youngstown State, 11-11-2023

Assisted Tackles: N/A

Total Tackles: 2, at Youngstown State, 11-11-2023

Pass Breakups: N/A



### 4-STEVEN ARRELL

6-3, 200, Sr.

Brooklyn Park, Minnesota • Osseo H.S.

#### SINGLE-GAME CAREER HIGHS

Solo Tackles: 4, vs. Dixie State, 10-2-2021

Assisted Tackles: 3, vs. Dixie State, 10-2-2021

Total Tackles: 7, vs. Dixie State, 10-2-2021

Tackles for Loss: 1.0, three times (last: at Missouri State, 9-24-2022)

Interceptions: 1, vs. Dixie State, 10-2-2021

Pass Breakups: 1, six times (last: vs. North Dakota State, 1-8-2023)

Forced Fumbles: 1, three times (last: vs. Northern Iowa, 10-14-2023)

Fumble Recoveries: 1, vs. Butler, 9-17-2022



### 6-JALEN B. LEE

6-0, 200, So.

Wentzville, Missouri • Fort Zumwalt H.S.

#### SINGLE-GAME CAREER HIGHS

Solo Tackles: 4, vs. Montana, 1-7-2024

Assisted Tackles: 2, vs. Mercer, 12-2-2023

Total Tackles: 4, vs. Mercer, 12-2-2023, and vs. Montana, 1-7-2024

Pass Breakups: 1, vs. Drake, 9-16-2023



### 7-DALYS BEANUM

6-1, 200, Sr.

Omaha, Nebraska • Millard West H.S.

#### SINGLE-GAME CAREER HIGHS

Solo Tackles: 6, vs. Holy Cross, 12-10-2022

Assisted Tackles: 3, at Indiana State, 9-25-2021

Total Tackles: 8, vs. Holy Cross, 12-10-2022

Tackles for Loss: 1.0, at Western Illinois, 10-16-2021

Forced Fumbles: 1, at Villanova, 12-11-2021

Interceptions: 3, vs. UC Davis, 11-27-2021

Interception Return Yards: 60, vs. UC Davis, 11-27-2021

Long Interception Return: 59 yards (for TD), vs. UC

Davis, 11-27-2021



### 2-MYLES TAYLOR

6-1, 175, Jr.

Gilbert, Arizona • Williams Field H.S.

#### SINGLE-GAME CAREER HIGHS

Solo Tackles: 2, vs. Mercer, 12-2-2023, and vs. UAlbany, 12-15-2023

Assisted Tackles: 2, vs. UAlbany, 12-15-2023


Total Tackles: 4, vs. UAlbany, 12-15-2023

Pass Breakups: 1, vs. UAlbany, 12-15-2023

## CORNERBACKS



## SAFETIES



### 23-MATTHEW DURRANCE

6-2, 215, Jr.

Lutz, Florida • Steinbrenner H.S.

#### SINGLE-GAME CAREER HIGHS

Solo Tackles: 3, three times (last: vs. Missouri State, 11-18-2023)

Assisted Tackles: 2, three times (last: vs. UAlbany, 12-15-2023)

Total Tackles: 4, vs. Western Oregon, 8-31-2023, and vs. Missouri State, 11-18-2023

Interceptions: 1, at Missouri State, 9-24-2022

Fumble Recoveries: 1 (for TD), vs. Delaware, 12-3-2022

Blocked Kicks: 1, vs. Villanova, 12-9-2023


*Note: Returned blocked punt versus Villanova 45 yards for touchdown in 2023*

Pass Breakups: 3, vs. Missouri State, 11-18-2023

Punt Returns: 4, vs. Drake, 9-16-2023, and vs. Missouri State 11-18-2023

Punt Return Yards: 149, vs. Drake, 9-16-2023

Long Punt Return: 79 yards (for TD), vs. UAlbany, 12-15-2023



### 25-CALE REEDER

6-0, 190, Sr.

Yorkville, Illinois • Yorkville H.S.

#### SINGLE-GAME CAREER HIGHS

Solo Tackles: 7, vs. UC Davis, 11-27-2021, and at Southern Illinois, 10-21-2023

Assisted Tackles: 6, at Illinois State, 10-7-2023

Total Tackles: 10, at Southern Illinois, 10-21-2023

Tackles for Loss: 2.0, at Villanova, 12-11-2021

Sacks: 1.0, vs. South Dakota, 12-8-2022

Interceptions: 1, four times (last: vs. Montana State, 9-9-2023)

Forced Fumbles: 1, at Southern Illinois, 10-21-2023

Pass Breakups: 1, eight times (last: at Montana State, 12-17-2022)



### 14-COLBY HUERTTER

6-1, 205, Sr.

Katy, Texas • Tompkins H.S.

#### SINGLE-GAME CAREER HIGHS

Solo Tackles: 5, vs. Montana State, 9-9-2023

Assisted Tackles: 5, vs. UC Davis, 9-10-2022, and vs. Montana State, 9-9-2023

Total Tackles: 10, vs. Montana State, 9-9-2023

Tackles for Loss: 1.5, vs. North Dakota State, 11-4-2023, and vs. Mercer, 12-2-2023

Sacks: 1.0, at North Dakota, 10-22-2022

Interceptions: 1, three times (last: vs. Western Oregon, 8-31-2023)

Long Interception Return: 70 yards, at Missouri State, 9-24-2022

Pass Breakups: 1, three times (last: vs. North Dakota State, 11-4-2023)

Forced Fumbles: 1, vs. North Dakota State, 11-4-2023



### 27-NOAH THOMPSON

6-0, 185, So.

Brandon, South Dakota • Brandon Valley H.S.

#### SINGLE-GAME CAREER HIGHS

Solo Tackles: 3, vs. Western Oregon, 8-31-2023

Assisted Tackles: 1, vs. Drake, 9-16-2023

Total Tackles: 3, vs. Western Oregon, 8-31-2023

Interceptions: N/A

Pass Breakups: N/A



### 3-DONTAY JOHNSON

6-2, 190, So.

Fort Collins, Colorado •

Colorado Early College

#### SINGLE-GAME CAREER HIGHS


Solo Tackles: 3, vs. UC Davis, 9-10-2022

Assisted Tackles: 1, three times (last: vs. UAlbany, 12-15-2023)

Total Tackles: 3, vs. UC Davis, 9-10-2022

Tackles for Loss: 1.0, vs. UC Davis, 9-10-2022

Pass Breakups: 1, vs. Butler, 9-17-2022



### 26-KOLTEN TILFORD

5-9, 180, R-Fr.

North Platte, Nebraska • North Platte H.S.

#### SINGLE-GAME CAREER HIGHS

Solo Tackles: 1, vs. Western Oregon, 8-31-2023

Assisted Tackles: N/A

Total Tackles: 1, vs. Western Oregon, 8-31-2023

Interceptions: 1, vs. Western Oregon, 8-31-2023

Pass Breakups: N/A



### 1-TUCKER LARGE

5-11, 185, Jr.

Sioux Falls, South Dakota • Roosevelt H.S.

#### SINGLE-GAME CAREER HIGHS

Solo Tackles: 7, vs. Montana State, 9-9-2023

Assisted Tackles: 4, at Southern Illinois, 10-21-2023

Total Tackles: 8, vs. North Dakota State, 11-4-2023

Tackles for Loss: 1.0, vs. Montana, 1-7-2024

Interceptions: 1, four times (last: vs. UAlbany, 12-15-2023)

Long Interception Return: 64 yards (for TD), vs. Western Oregon, 8-31-2023