



JACKRABBIT BASEBALL

South Dakota State University Athletics

Jackrabbit Athletic Communications • 2820 HPER Center • Brookings, SD 57007-1497
Baseball Contact/Assistant AD Athletic Communications: Jason Hove •
E-mail: Jason.Hove@sdstate.edu • Office Phone: (605) 688-4623 • Mobile: (605) 695-1827
Twitter: @GoJacksBaseball • Website: www.GoJacks.com

PROBABLE STARTING LINEUP

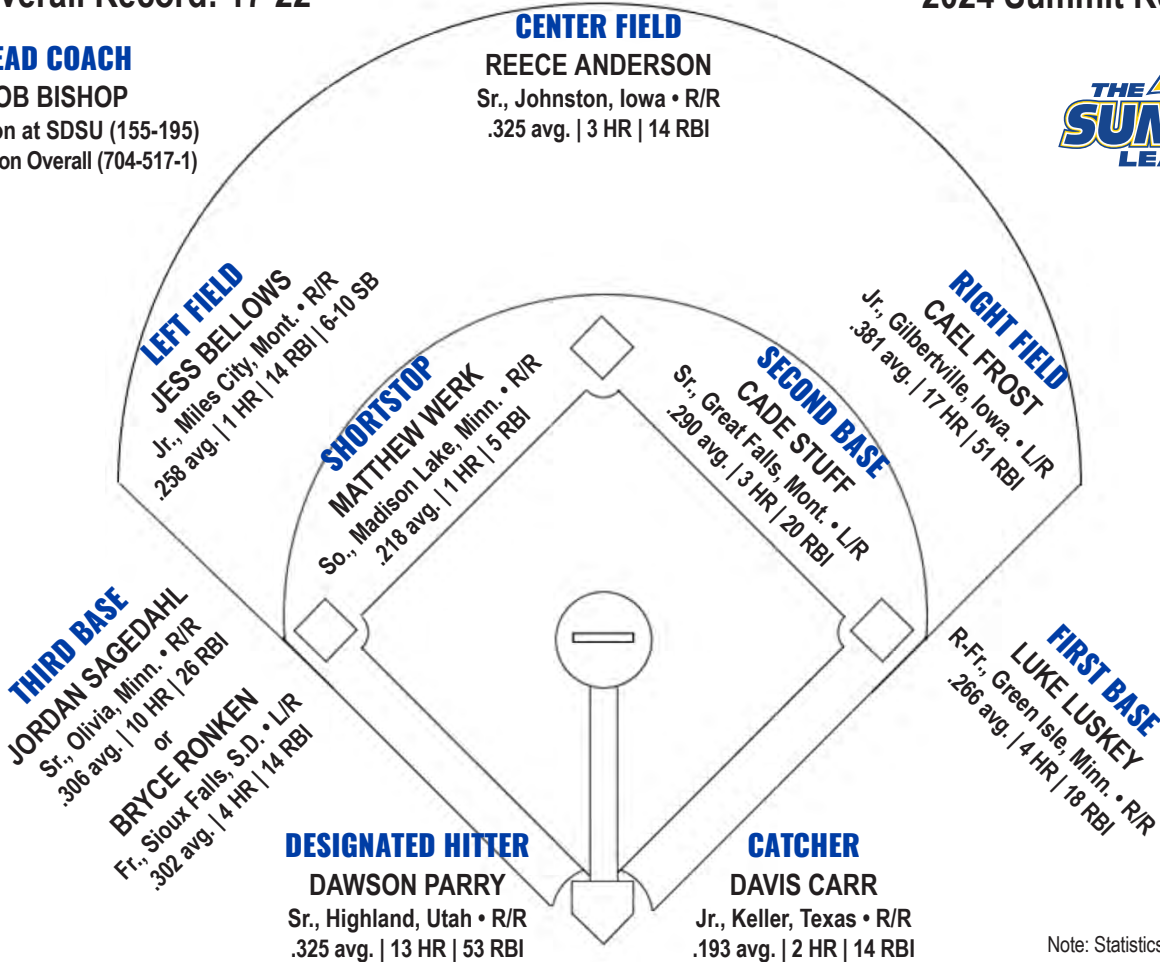
2024 Overall Record: 17-22

2024 Summit Record: 9-10

HEAD COACH

ROB BISHOP

8th Season at SDSU (155-195)
23rd Season Overall (704-517-1)



Note: Statistics from 2024 season


PROBABLE STARTING PITCHERS

GAME 1 – AT NORTHERN COLORADO

Friday, May 3 • 2 p.m. MT (3 p.m. CT)

NIC McCAY

Sr. • RHP • Carlisle, Iowa




- 4-0 record
- 2.70 ERA in 10 starts
- 80 K, 24 BB in 56.2 IP
- .204 opponent batting avg.

GAME 2 – AT NORTHERN COLORADO

Saturday, May 4 • noon MT (1 p.m. CT)

ARLEN PETERS

Jr. • RHP • Schanzenfeld, Manitoba



- 0-1 record
- 6.68 ERA in 10 appearances (5 starts)
- 32 K, 27 BB in 33.2 IP
- .290 opponent batting avg.

GAME 3 – AT NORTHERN COLORADO

Sunday, May 5 • noon MT (1 p.m. CT)

OWEN BISHOP

Jr. • RHP • Arlington, Wash.



- 0-0 record
- 7.59 ERA in 4 appearances (1 start)
- 5 K, 7 BB in 10.2 IP
- .244 opponent batting avg.

2024 SCHEDULE

FEBRUARY

16	at New Mexico State	L, 6-8
17	at New Mexico State	L, 9-13
18	at New Mexico State	W, 8-5
19	at New Mexico State	W, 11-10
22	at New Mexico	W, 11-5
23	at New Mexico	L, 11-12
24	at New Mexico [DH]	L, 8-9/L, 2-13 (7)

MARCH

1	at Southern Illinois-Edwardsville	W, 6-3
2	at SIUE [DH]	W, 8-1/W, 5-4
3	at SIUE	L, 5-6
8	at Dayton [DH]	W, 8-5/L, 5-15 (7)
9	at Dayton	L, 3-7
10	at Dayton	L, 6-16
13	at Kansas State	L, 5-16
15	*at Oral Roberts	W, 5-2
16	*at Oral Roberts	W, 12-7
17	*at Oral Roberts	W, 6-3
19	at Creighton	L, 3-10
22	*vs. St. Thomas [at Omaha, Neb.]	W, 1-0
23	*at St. Thomas [at Omaha, Neb.]	L, 5-11
24	*at St. Thomas	canceled
28	*vs. Northern Colorado [at Papillion, Neb.]	L, 7-19
29	*vs. Northern Colorado [DH]	L, 7-19/L, 12-26

APRIL

2	at Minnesota [at Siebert Field]	postponed
5	*at North Dakota State	W, 5-1
6	*at North Dakota State [DH]	L, 8-9/W, 11-7
9	NORTHWESTERN (Iowa)	W, 8-1
12	*at Omaha	W, 7-2
13	*at Omaha	L, 15-21
14	*at Omaha	L, 9-10
17	at Minnesota [at Siebert Field]	(7 inn.) L, 1-11
20	*ST. THOMAS	W, 9-5
21	*ST. THOMAS [DH]	L, 6-11/W, 4-3
24	DAKOTA WESLEYAN	canceled
27	*ORAL ROBERTS [DH]	L, 4-16/L, 5-13
28	*ORAL ROBERTS	canceled

MAY

3	*at Northern Colorado	2 p.m. MT
4	*at Northern Colorado	noon MT
5	*at Northern Colorado	noon MT
6	at Air Force	1 p.m. MT
8	at Nebraska	6 p.m.
10	*NORTH DAKOTA STATE	3 p.m.
11	*NORTH DAKOTA STATE	1 p.m.
12	*NORTH DAKOTA STATE	1 p.m.
14	at Kansas State	canceled
16	*OMAHA	3 p.m.
17	*OMAHA	1 p.m.
18	*OMAHA	1 p.m.
22-25	at Summit League Baseball Championship (Tulsa, Okla. – if qualified)	

*Summit League game

Home games in CAPS

DH denotes doubleheader

All start times Central Time unless noted otherwise

Jacks embark on final road trip of regular season

Athletic Communications Contact: Jason Hove

May 1, 2024

BROOKINGS, S.D. — The South Dakota State University baseball team heads out on the road for the final time during the 2024 regular season, kicking off a five-game, three-city trip with a weekend set at Northern Colorado.

Friday's series opener is slated for a 2 p.m. Mountain Time (3 p.m. Central) first pitch at Jackson Field in Greeley, Colorado. Games Saturday and Sunday are scheduled for noon MT (1 p.m. Central) starts.

The Jackrabbits enter the three-game series one win ahead of UNC in the left-hand column in league play with a fourth-place mark of 9-10. SDSU is 17-22 overall after being swept by Oral Roberts in an April 27 doubleheader that was moved to Sioux Falls. The series finale was rained out.

UNC, meanwhile, comes into the weekend with an 8-12-1 record in Summit League action and 9-32-1 overall. The Bears dropped two of three games last weekend at league-leading St. Thomas.

Following this weekend's series, the Jackrabbits will remain in Colorado for a May 6 matchup at Air Force before wrapping up the trip with a May 8 meeting at Nebraska.

Updates of Jackrabbit baseball will be available via Twitter (@GoJacksBaseball) and through GoJacks.com.

THE SERIES: Friday's series opener between SDSU and Northern Colorado will mark the 72nd meeting in a series that dates back to 1973. The Jackrabbits lead the all-time series, 40-31.

Since both teams moved from NCAA Division II and the North Central Conference to Division I in the mid-2000s, SDSU has held the upper hand in the series by a 30-20 count.

UNC swept the first three-game series of the season, outscoring the Jackrabbits by a combined 64-26 in games played March 28-29 in Papillion, Nebraska. The Bears claimed each of the first two games by 19-7 scores, then completed the sweep with a 26-12 victory in Game 2 of a doubleheader.

The two squads combined for 23 home runs in the three-game series — 14 by UNC and nine by the Jackrabbits. The Bears' Austin Bunn accounted for three of the home runs and collected a total of six extra-base hits on the weekend as he went 10-for-15 (.667 batting average) at the plate en route to Summit League Peak Performer of the Week honors.

SHORT HOPS: Following are some quick notes regarding the South Dakota State baseball team:

- The Jackrabbits have drawn first blood in 23 of their 39 games so far this season.

SDSU holds a 13-10 record when scoring first and has tallied at least one run in the first inning 19 times, scoring 35 runs.

- With their 16-4 loss to Oral Roberts in the first game of the April 27 doubleheader, the Jackrabbits dropped to 8-3 in series-opening games this season.

- South Dakota State is 14-0 this season when holding the opposition to five runs or less. The Jackrabbits picked up two more wins of that variety in both of their victories (9-5 and 4-3) in the April 20-21 series against St. Thomas.

- In posting a series-opening shutout against St. Thomas on March 22, the Jackrabbits won a 1-0 game for the time since a home win versus Fort Wayne on March 31, 2017.

- Both of the Jackrabbits' victories in their recent home series against St. Thomas came in their last at-bat. SDSU scored four times in the bottom of the eighth inning of the April 20 series opener to pull out a 9-5 victory, then broke another tie with a run in the home half of the eighth in the second game of an April 21 twinbill to secure a 4-3 victory.

- Jordan Sagedahl and Reece Anderson hit grand slams in back-to-back games of the Omaha series last month, upping the Jackrabbits' team total this season to six. Sagedahl connected on a grand slam as part of a career-best six-RBI performance on April 13, while Anderson's grand slam came in the April 14 series finale.

THE SUMMIT LEAGUE

2024 PRESEASON POLL

1. Oral Roberts (5)	42
2. North Dakota State (1)	36
3. South Dakota State	24
4. Omaha	30
5. Northern Colorado	12
6. St. Thomas	17

2024 STANDINGS

SCHOOL	OVERALL	CONF.
St. Thomas	17-19	11-6
Omaha	14-24-1	12-8-1
North Dakota State	13-24-1	9-8-1
South Dakota State	17-22	9-10
Northern Colorado	9-32-1	8-12-1
Oral Roberts	17-26-1	7-12-1

Note: Standings through games played April 30, 2024



SUMMIT LEAGUE LEADERS – OFFENSE

REECE ANDERSON

T-5th in Runs Scored	34
10th in Batting Average	.325

CAEL FROST

1st in Batting Average	.381
1st in Home Runs	17
1st in Slugging Percentage	.794
1st in Runs Scored	43
T-1st in Doubles	13
1st in On-Base Percentage	.464
2nd in Hits	59
2nd in Runs Batted In	51

DAWSON PARRY

1st in Runs Batted In	53
2nd in Home Runs	13
3rd in Slugging Percentage	.656
T-4th in Doubles	11
T-9th in Hits	49
8th in Runs Scored	32

JORDAN SAGEDAHL

2nd in Slugging Percentage	.684
3rd in Home Runs	10

SUMMIT LEAGUE PEAK PLAYERS OF THE WEEK

PLAYERS OF THE WEEK

Dawson Parry	Feb. 19
Cael Frost	Mar. 4
Cael Frost	Mar. 18

PITCHERS OF THE WEEK

Jake Goble	Mar. 4
Nic McCay	Mar. 18
Nic McCay	Mar. 25
Nic McCay	Apr. 8

• The Jackrabbits also won two games in their last at-bat during a four-game series in early March at SIU-Edwardsville, scoring three times in the top of the ninth in the March 1 series opener and putting together a game-winning three-run frame in the top of the seventh inning in the second game of a March 2 doubleheader. SDSU also won in its last at-bat on Feb. 18 at New Mexico State on a ninth-inning grand slam by Dawson Parry.

• Parry hit two grand slams the week of March 11-17, giving him three for the season and five for his career. He connected in the first inning of the Jacks' March 13 game at Kansas State and again in the sixth inning of the March 17 series finale at Oral Roberts. With the bases loaded this season, Parry is 6-for-8 (.750 average), recording the three grand slams along with three other hits and one walk for a total of 18 runs batted in. Most recently, he delivered a two-run single with the bases loaded in Game 1 of the April 6 doubleheader at North Dakota State.

• Parry set an SDSU single-game record by drawing five bases on balls in the Feb. 19 series finale at New Mexico State. Parry doubled in his only official at-bat in the sixth inning after walking his first three times to the plate, including twice intentionally. The previous record of four walks in a game was shared by four players, including Ryan McDonald in 2023.

• Cael Frost hit a two-run home run in his first at-bat as a Jackrabbit in the top of the first inning of the Feb. 16 season opener at New Mexico State. Frost has recorded a hit in 34 of the 39 games he has played this season, including putting together a 19-game hit streak from Feb. 18-March 19 that tied Tyson Fisher (2006) and Matt Johnson (2016) for the longest hitting streak within a season in the D-I era of Jackrabbit baseball (since 2005). Frost had a separate 10-game hitting streak come to an end in the April 27 opener versus Oral Roberts.

• Frost (17 HR, 51 RBIs) and Parry (13 HR, 53 RBIs) remain one of the top offensive tandems in the country as the duo have combined for 30 home runs and 104 runs batted in so far this season.

PEAK PLAYERS: South Dakota State players have combined for seven TicketSmarter Summit League weekly awards so far this season.

Most recently, Nic McCay earned his third Peak Pitcher of the Week Award after tossing six shutout innings with 10 strikeouts in his April 5 start at North Dakota State. He allowed three hits, walked one and hit one batter while improving to 2-0 on the season and lowering his earned run average to 2.28.

McCay and Cael Frost (Peak Performer) swept the weekly awards March 18, with McCay repeating as Peak Pitcher the following week. Frost also was named the Peak Performer of the Week on March 4, when he was part of a sweep with Jake Goble as Peak Pitcher of the Week.

Dawson Parry was named the first Peak Performer of the Week of 2024 on Feb. 19.

PRESEASON POLL: South Dakota State was picked to finish third in the 2024 Summit League baseball race, according to a preseason poll conducted among the league's head coaches that was announced in mid-February.

The Jackrabbits completed the 2023 season with a 24-28 overall record. After finishing third in the Summit League regular season standings with a 13-11 mark in league play, SDSU advanced to the title game of the Summit League tournament.

Defending champion Oral Roberts was again tabbed as the favorite, earning five first-place votes and 25 points. North Dakota State received the other first-place vote and was second in the poll with 21 points, followed by the Jackrabbits with 16 points.

Omaha (13), Northern Colorado (9) and St. Thomas (6) rounded out the six-team poll.

In addition, senior Dawson Parry was named a Summit League Player to Watch and junior Alex Clemons was tabbed as a Summit League Pitcher to Watch.

A first baseman from Highland, Utah, Parry is the team's top returning hitter after posting a .322 batting average with 10 home runs and 39 runs batted in during the 2023 campaign. Parry also hit 10 home runs in his first season with the Jackrabbits in 2022.

Clemons, a right-hander from Bettendorf, Iowa, appeared in 19 games with two starts during the 2023 season and is expected to move into the closer's role this season. He totaled 42 strikeouts in only 30 2/3 innings last year.

The Summit League Baseball Championship is slated for May 22-25 in Tulsa, Oklahoma.

2024 TEAM GAME HIGHS

TEAM – BATTING

AT-BATS: 45, at New Mexico, 2-23-24
RUNS SCORED: 15, at Omaha, 4-13-24
HITS: 19, at New Mexico, 2-23-24
RUNS BATTED IN: 13, at Omaha, 4-13-24
DOUBLES: 6, at New Mexico, 2-23-24
TRIPLES: 2, at New Mexico, 2-24-24 [Game 2], and at Dayton, 3-9-24
HOME RUNS: 5, vs. Northern Colorado, 3-28-24
TOTAL BASES: 33, at New Mexico, 2-23-24
BASES ON BALLS: 11, at New Mexico State, 2-19-24
STRIKEOUTS: 16, at Minnesota, 4-17-24
STOLEN BASES: 4, at New Mexico, 2-23-24
SACRIFICE BUNTS: 2, three times (last: vs. St. Thomas, 4-21-24 [Game 2])
SACRIFICE FLIES: 2, five times (last: vs. St. Thomas, 4-21-24 [Game 2])
HIT BY PITCH: 6, vs. Northwestern (Iowa), 4-9-24
RUNNERS LEFT ON BASE: 13, vs. St. Thomas, 4-20-2024, and vs. St. Thomas, 4-21-2024 [Game 2]
HIT INTO DOUBLE PLAY: 4, at New Mexico, 2-24-24 [Game 1]

TEAM – FIELDING

PUTOUTS: 28, at SIUE, 3-3-24
ASSISTS: 15, at New Mexico State, 2-19-24
ERRORS: 5, vs. Northern Colorado, 3-29-24 [Game 2], and at North Dakota State, 4-6-24 [Game 1]
DOUBLE PLAYS: 3, at New Mexico, 2-24-24 [Game 2]

TEAM – PITCHING

INNINGS PITCHED: 9.1, at SIUE, 3-3-24
MOST RUNS ALLOWED: 26, vs. Northern Colorado, 3-29-24 [Game 2]
FEWEST RUNS ALLOWED: 0, vs. St. Thomas, 3-22-24
MOST WALKS ALLOWED: 13, at Dayton, 3-10-24, and at Kansas State, 3-13-24
FEWEST WALKS ALLOWED: 1, vs. St. Thomas, 3-22-24
STRIKEOUTS: 17, at Oral Roberts, 3-15-24, and vs. Northern Colorado, 3-29-24 [Game 1]
MOST HITS ALLOWED: 24, at Omaha, 4-13-24
FEWEST HITS ALLOWED: 1, at New Mexico State, 2-18-24
HOME RUNS ALLOWED: 6, vs. Northern Colorado, 3-28-24
WILD PITCHES: 7, at Dayton, 3-8-24 [Game 2]
HIT BATTERS: 7, at Dayton, 3-8-24 [Game 2]

2023 MISCELLANEOUS STATS

MULTI-HIT GAMES

Dawson Parry	18
Cael Frost	16
Cade Stuff	13
Reece Anderson	12
Jess Bellows	9
Jordan Sagedahl	9

CURRENT HITTING STREAKS

Jordan Sagedahl	6
Bryce Ronken	5
Davis Carr	2

MULTI-RBI GAMES

Dawson Parry	15
Cael Frost	13
Jordan Sagedahl	7
Luke Luskey	5
Cade Stuff	5
Davis Carr	4

CURRENT REACHED BASE STREAKS

Dawson Parry	23
Davis Carr	7
Jordan Sagedahl	6
Bryce Ronken	5
Matthew Werk	5
Three players	3

SUMMIT LEAGUE SUCCESS: South Dakota State has been a consistent winner in The Summit League since it became a league member more than a decade ago.

Now in its 15th season as a member of The Summit League, the Jackrabbits have compiled a 224-186 (.546 winning percentage) record in regular season conference games. SDSU has posted a .500 or better record in league play 10 times and has qualified for the four-team postseason tournament 13 out of the 14 years it has been eligible.

The Jackrabbits shared a Summit League regular season title in 2010 and won the Summit postseason tournament in 2013.

SUMMIT AWARD WINNERS: Four Jackrabbit players who earned all-Summit League recognition last season return to the lineup in 2024.

Leading the returning contingent is second baseman Cade Stuff, who received second-team recognition in 2023. A native of Great Falls, Montana, Stuff shared the team lead with 16 doubles while batting .286 with five home runs and 24 runs batted in.

Also returning among position players are honorable mention selections Dawson Parry at first base and center fielder Reece Anderson.

Parry was one of two Jackrabbits to start all 52 games last season, finishing 2023 with a .322 batting average along with 10 home runs and 39 runs batted in.

Anderson moved into the leadoff spot late in the 2023 campaign and responded by posting a .286 batting average with five homers and 28 RBIs. The Johnston, Iowa, native also excelled in the field, committing only one error in 126 defensive chances that included three outfield assists. He later was named to the all-tournament team at the Summit League Baseball Championship for the second time in his career.

Representing the Jackrabbit pitching staff on the year-end awards list was right-handed starter Jake Goble. A Rapid City native, Goble closed out his sophomore season by tying for the team lead in victories after notching a 5-3 record over 15 appearances with 11 starts. He finished the year with a 4.32 ERA in a team-high 58 1/3 innings, and limited the opposition to a .240 batting average.

POWER SURGE: The Jackrabbits dramatically increased their power numbers over the last two seasons, topping the 60-home run mark in both 2022 and 2023.

South Dakota State finished the 2022 season with a league-leading 62 home runs, followed by a school-record 89 round-trippers in 2023.

The Jackrabbits have picked up right where they left off, slugging a total of 63 home runs thus far during the 2024 campaign. SDSU hit at least one home run in each of its first 13 games and 30 of 39 this season. The Jackrabbits have hit multiple home runs in 18 games, highlighted by a season-best five in the March 28 series opener against Northern Colorado.

After hitting six home runs last weekend against Oral Roberts, SDSU ranks 61st among NCAA Division I teams with 63 home runs and 41st with an average of 1.62 per game.

Newcomer Cael Frost, who homered twice in the April 12 series opener at Omaha, leads the team with 17 home runs, followed by 13 by Dawson Parry and 10 from Jordan Sagedahl. Frost and Parry have hit back-to-back home runs twice this season.

Twelve different Jackrabbits have hit a home run so far this season as Matthew Werk joined the group in the April 9 home opener against Northwestern (Iowa).

Frost currently ranks 30th among Division I players with his 17 home runs and also stands 25th with an .794 slugging percentage.

SDSU hit at least one home run in each of its first nine games last season and had an 11-game home run streak later in the season. Overall, the Jacks hit a home run in 38 of 52 contests during the 2023 campaign, including a season-best seven homers two times.

The Jackrabbits finished the 2023 season ranked 29th among NCAA Division I teams with an average of 1.71 home runs per game and 40th with a .505 slugging percentage.

Individually, four Jackrabbits reached double figures in the home run category in 2023. All-region catcher Ryan McDonald, who was on a pace to shatter a number of SDSU single-season records before missing the final month of the season due to injury, still managed to lead the squad with 17 home runs. Nic Nelson, who recorded a pair of three-home run games in May, wound up with 16 home runs, followed by 15 from Luke Ira and 10 by Dawson Parry. Of that group, only Parry returns to the lineup in 2024.

Thirteen different Jackrabbit players hit at least one home run last season.

2024 INDIVIDUAL GAME HIGHS

INDIVIDUAL – BATTING

AT-BATS: 6, seven times (last: by Reece Anderson, at Omaha, 4-14-24)
RUNS SCORED: 4, three times (last: by Reece Anderson and Jordan Sagedahl, at Omaha, 4-13-24)
HITS: 3, 25 times (last: by Cade Stuff, vs. Oral Roberts, 4-27-24 [Game 1])
RUNS BATTED IN: 6, by Jordan Sagedahl, at Omaha, 4-13-24
DOUBLES: 2, three times (last: by Dawson Parry, at North Dakota State, 4-5-24)
TRIPLES: 1, 11 times (three times by Carter Sintek; last: by Reece Anderson, at Minnesota, 4-17-24)
HOME RUNS: 2, five times by three different players (last: by Jordan Sagedahl, at Omaha, 4-13-24)
TOTAL BASES: 11, by Jordan Sagedahl, at Omaha, 4-13-24
BASES ON BALLS: ^5, by Dawson Parry, at New Mexico State, 2-19-24
STRIKEOUTS: 4, three times (last: by Luke Luskey, vs. St. Thomas, 4-21-24 [Game 2])
STOLEN BASES: 2, by Jess Bellows, at New Mexico State, 2-18-24
SACRIFICE BUNTS: 2, by Dagen Schramm, vs. St. Thomas, 4-21-24 [Game 2]
SACRIFICE FLIES: 2, by Cade Stuff, at Oral Roberts, 3-16-24
HIT BY PITCH: 2, six times (last: by Dawson Parry, at Omaha, 4-14-24)

INDIVIDUAL – FIELDING

PUTOUTS: 15, by Davis Carr, vs. Northern Colorado, 3-29-24 [Game 1]
ASSISTS: 7, by Cade Stuff, at Oral Roberts, 3-17-24
ERRORS: 3, by Bryce Ronken, vs. Northern Colorado, 3-29-24 [Game 2]

INDIVIDUAL – PITCHING

INNINGS PITCHED: 8.0, three times (twice by Nic McCay: vs. St. Thomas, 3-22-24, and at Omaha, 4-12-24)
RUNS ALLOWED: 14, by Jake Goble, vs. Northern Colorado, 3-29-24 [Game 2]
EARNED RUNS ALLOWED: 9, by Jake Goble, vs. Northern Colorado, 3-29-24 [Game 2]
HITS ALLOWED: 14, by Jake Goble, vs. Northern Colorado, 3-29-24 [Game 2]
HOME RUNS ALLOWED: 3, by Sam Schlecht, vs. Northern Colorado, 3-29-24 [Game 1]
STRIKEOUTS: ^13, by Nic McCay, at Oral Roberts, 3-15-24
MOST WALKS ALLOWED: 7, by Alex Clemons, at New Mexico State, 2-18-24, and by Dylan Driessen, at New Mexico State, 2-19-24
HIT BATTERS: 3, four times (twice by Will Kent; last: by Sam Schlecht, vs. Northern Colorado, 3-29-24 [Game 1])
WILD PITCHES: 4, by Jake Goble, at North Dakota State, 4-6-24 [Game 2]

^ tied Division I-era school record (since 2005)

During the 2022 season, SDSU homered in 26 of its last 28 games, which included a school-record streak of 18 consecutive games with a homer from March 19-May 6, 2022.

BELLOWS' STREAKS END: Jess Bellows saw a pair of long streaks, including a record-setting hitting streak, come to an end during a series at Dayton in early March.

A junior outfielder from Miles City, Montana, Bellows established a new Jackrabbit record for longest hitting streak in the Division I era (since 2005) with a 20-game streak over two seasons. He set the mark with a home run in his first at-bat March 8 at Dayton, surpassing the 19-game single-season streaks put together by Tyson Fisher (2006) and Matt Johnson (2009).

Bellows' streak covered the last nine games of the 2023 season and his first 11 games of the 2024 campaign. Combined, he hit .413 (31-for-75) during his 20-game hitting streak, starting with a 15-for-35 performance to close out 2023, followed by a 16-for-40 showing to open 2024.

In addition, Bellows' streak of reaching base safely ended at 32 games in the March 10 series finale at Dayton. Although his hitting streak ended in the second game of the March 8 doubleheader at Dayton, Bellows did reach base on a hit by pitch. He recorded a two-hit game March 9, but did not reach base in three plate appearances the next day.

McCAY COMES BACK AGAIN: For the second time in his collegiate career, pitcher Nic McCay is on the comeback trail.

The senior right-hander from Carlisle, Iowa, made a successful return to the mound in the Feb. 22 series opener at New Mexico by tossing three scoreless innings in a starting role. He ended his stint with seven strikeouts, including striking out the side in each of the first two innings, while walking one and allowing one hit.

McCay had missed three of the last four seasons due to injury, including the entire 2023 campaign. Previously, he was sidelined during both the 2020 and 2021 seasons.

McCay began his Jackrabbit career by earning Freshman All-America honors from *Collegiate Baseball* in 2019 after posting a 6-1 record with a 4.08 earned run average over 14 starts. He also struck out 83 batters in 79 1/3 innings en route to second-team all-Summit League recognition.

In 2022, McCay marked his initial comeback by leading the team with 68 strikeouts and 68 1/3 innings pitched in 14 starts. He was honored on the all-Summit League Second Team for the second time in his career as he ended that season with a 4-4 record.

A native of Carlisle, Iowa, McCay moved into the Jackrabbit career top 10 for strikeouts earlier this season and has since vaulted into the No. 2 spot with 231 K's. He matched a Jackrabbit single-game record in the Division I era with a 13-strikeout performance March 15 at Oral Roberts and has 80 strikeouts in only 56 2/3 innings thus far in 2024.

McCay also has moved into the SDSU career top 10 in games started by a pitcher this season as his 10 starts in 2024 have upped his total to 38, placing him in a tie for sixth place in program history with Layne Somsen (2009-13).

In addition, McCay's 83 strikeouts his freshman season rank ninth on the Jackrabbit single-season charts.

SAGEDAHL A JACK OF MANY TRADES: Jordan Sagedahl began the 2024 season as the Jackrabbits' Opening Day starter at third base, but has shown the ability to play wherever needed during his collegiate career.

In the first series of the season against Northern Colorado, Sagedahl moved over to shortstop in place of Carter Sintek, who is out indefinitely for medical reasons, before moving back to third base the next weekend at North Dakota State, followed by playing at second base in both games of an April 21 doubleheader against St. Thomas.

Despite all the recent shifting, Sagedahl put together a career-best 10-game hitting streak from March 15-April 13, during which he batted .410 (16-for-39) with five home runs, 15 RBIs and 16 runs scored. Entering play this weekend, Sagedahl has hit safely in 16 of his last 17 games and has an extra-base hit in 10 of those games, including each of the last six.

Sagedahl made his first start of the season at catcher in the March 3 series finale at SIUE and responded with the first two-home run game of his career. He also recorded 12 putouts in the contest behind a 10-strikeout performance by Arlen Peters.

A senior from Olivia, Minnesota, Sagedahl had seen the bulk of his action over the past two seasons at second base after playing 39 games at third base as a freshman in 2021.

SUMMIT LEAGUE LEADERS – PITCHING

NIC McCAY

1st in Earned Run Average	2.14
1st in Strikeouts	80
2nd in Innings Pitched	56.2
2nd in Opposing Batting Average	.204
3rd in Wins	4

HITTING STREAKS — DIVISION I ERA

Jess Bellows	2023-24	^20
Tyson Fisher	2006	19
Matt Johnson	2016	19
Cael Frost	2024	19
Luke Ringhofer	2015	17
Matt Johnson	2017	17
Nick Adams	2006	16
Luke Ringhofer	2017	16
Stephen Turner	2009	15
John Lee	2010	15
Beau Hanowski	2011	15
Zach Coppola	2015	15

^ Last nine games of 2023, first 11 games played in 2024

ACTIVE CAREER LEADERS

HOME RUNS

Dawson Parry	33
Cael Frost	17
Jordan Sagedahl	14
Thatcher Kozal	12
Reece Anderson	8
Cade Stuff	8

RUNS BATTED IN

Dawson Parry	132
Jess Bellows	55
Reece Anderson	53
Cael Frost	51
Jordan Sagedahl	50
Cade Stuff	45
Thatcher Kozal	29

He made 16 appearances at second base in 2023, as well as seven at catcher, four at third base and two as the designated hitter.

In addition, Sagedahl made four pitching appearances — all in relief — last season. He posted a 1-0 record with one save while striking out 11 batters in 8 1/3 innings of work.

TRANSFERS PROVIDE REINFORCEMENTS: The Jacks are counting on contributions from six transfers in their attempt to climb to the top of The Summit League in 2024.

The pitching staff welcomes three newcomers, including right-hander Arlen Peters, who was the team's Opening Day starter. A native of Schanzenfeld, Manitoba, Peters began his collegiate career in the Kansas junior college ranks, pitching at Johnson County Community College in 2021 and Kansas City Community College in 2022. He was an all-conference selection in 2022 after turning in a 6-2 record, but missed the 2023 campaign due to injury.

He began the season in the starting rotation before splitting time between the bullpen and a starting role in recent weeks. Peters became the first Jackrabbit in two seasons to post double digits for strikeouts in a game, fanning 10 in a no-decision at SIUE on March 3.

Also contributing in a setup role is another right-hander, Sam Schlecht. A native of Maple Grove, Minnesota, Schlecht began his collegiate career at Summit League rival St. Thomas before spending the 2023 season at Iowa Central Community College, where he led the squad with 87 strikeouts in 72 innings and posted a 6-5 record.

Schlecht is fourth on the team with 12 appearances, including a start in the second game of a March 8 doubleheader at Dayton.

Rounding out the pitching additions is Alex Koep. The left-hander from Parkers Prairie, Minnesota, was an NCAA Division II All-America selection and earned Northern Sun Inter-collegiate Conference Pitcher of the Year honors in 2023. He compiled a 7-1 record with a 2.43 ERA last season as a starter, but has most of his innings out of the bullpen this season as a setup man and alternate closer with the Jackrabbits. Koep recorded his first Jackrabbit win by pitching four strong innings of relief in the Feb. 22 series-opening win at New Mexico.

Among position players, outfielder Cael Frost headlines the list of newcomers after earning all-region recognition at Kirkwood Community College (Kan.). Frost batted .379 in each of his two junior college seasons, tallying 12 home runs, 17 doubles and a triple with 55 RBIs as a sophomore.

Frost has been the Jackrabbits' starting right fielder and has responded by batting a league-best .381 (59-for-155) while also leading the Summit with 17 home runs, 13 doubles and a .794 slugging percentage. He also ranks second on the team with 51 RBIs.

Catcher Davis Carr also has moved into a regular starting role this season at catcher. A junior from Keller, Texas, who most recently played at Walla Walla Community College (Wash.), Carr has hit a pair of home runs and has driven in 14 runs so far this season.

COACH BISHOP: Rob Bishop, who has guided college baseball teams to 700 victories, was named head baseball coach at South Dakota State University on Aug. 1, 2016. Bishop is the ninth head coach in program history and the fourth in the Division I era of Jackrabbit baseball.

Now in his eighth season with the Jackrabbits, Bishop holds a 155-195 record at SDSU, including a 94-82 mark in Summit League regular season games. He recorded his 100th win with the Jackrabbits on April 3, 2022, as SDSU posted a 2-1 victory at St. Thomas.

In his first season, Bishop's 2017 squad returned to the winning side of the ledger with a 26-24 overall mark, including an 18-12 record for a third-place finish in The Summit League standings. SDSU won its opening-round game in the Summit League Baseball Championship, 6-5, over second-seeded North Dakota State.

In 2018, SDSU overcame a slow start to post a winning record in Summit League play at 14-13 and went on to reach the title game of the Summit League Baseball Championship. The Jackrabbits finished with an 18-32 overall record during a campaign in which they played only six home games.

SDSU bounced back in 2019, posting a 28-22 overall record that included a second-place mark of 19-10 in Summit League play. The Jackrabbits won or split nine of the 10 league series in regular season play en route to making an appearance in the four-team Summit League Baseball Championship for the 10th time in 11 years.

The 2020 season was canceled just before the start of Summit League play, with SDSU posting a 5-12 record in the first month of the season. The Jackrabbits recorded wins at Minnesota, Air Force and Kansas State the final week of the pandemic-shortened campaign.

COACH BISHOP

AT HURON UNIVERSITY

- 38-18 record in one season (2000)

AT MILES CITY COMMUNITY COLLEGE

- 377-151 in 10 seasons (2001-10)

AT MONTANA STATE-BILLINGS

- 134-153-1 in six seasons (2011-16)

AT SOUTH DAKOTA STATE

- 155-195 in eight seasons (2017-present)

– 26-24 in 2017

– 18-32 in 2018

– 28-22 in 2019

– 5-12 in 2020

– 15-32 in 2021

– 22-23 in 2022

– 24-28 in 2023

– 17-22 in 2024

CAREER TOTALS

- 704-517-1 in 25 seasons (2000-present)

CAREER COACHING RECORDS

Mark Ekeland (20)	1984-2003	555-351-2
Erv Huether (34)	1950-83	351-376-2
Rob Bishop (8)	2017-present	155-195-0
Dave Schrage (5)	2012-16	136-134-1
Ritchie Price (3)	2009-11	102-71-0
Reggie Christiansen (4)	2005-08	96-113-0
Jack Reynolds (1)	2004	12-36-0
Jack Frost (2)	1948-49	10-14-0
Doc Scheft (1)	1947	5-4-0

When play resumed in the spring of 2021, the Jackrabbits posted a 15-32 overall record and suffered their first losing season in league play since 2016, but managed to earn the fourth and final spot in the Summit League Baseball Championship.

SDSU used a powerful offense to return to the Summit League tournament in 2022 after posting a 13-9 record in league play. The Jackrabbits, who doubled up the opposition in home runs by a 62-30 count, played only 12 home games in posting a 22-23 overall mark.

The Jackrabbits continued their offensive prowess in 2023 by setting a school record with 89 home runs in 52 games. SDSU played only one true home game but managed a 24-28 overall record and another winning season in Summit League play with a 13-11 mark. That momentum carried over to the four-team league postseason tournament, where the Jackrabbits made a run to the title game.

Overall, Bishop holds a 704-517-1 record (.577 winning percentage) as a collegiate head coach. He earned his 600th career victory in the Jackrabbits' 8-6 victory at UA Little Rock on March 10, 2019, and reached the 700-win milestone when SDSU defeated North Dakota State, 11-7, on April 6, 2024.

Individually, Jackrabbit players have been honored as all-Summit League performers 34 times during Bishop's tenure, including nine all-league selections in 2023. Catcher Ryan McDonald was a first-team all-league honoree at catcher and later earned second-team ABCA/Rawlings All-Central Region recognition. Drew Beazley earned all-Summit League honors for the third time in his career as a second-team outfielder while Cade Stuff was named to the second team as a second baseman. Six other Jackrabbits were honorable mention selections.

In addition, Bishop has mentored a handful of Jackrabbit players who have pursued professional careers. Catcher Luke Ringhofer was selected in the 22nd round of the 2017 Major League Baseball Draft by the Baltimore Orioles and relief pitcher Chris Halbur was offered a free agent contract by the Los Angeles Dodgers after Bishop's first season in Brookings. Shortstop Gus Steiger signed with the Cincinnati Reds following an abbreviated 2020 MLB Draft. In 2019, left-handed pitcher Brady Stover was a 31st-round pick of the Washington Nationals, but opted to return to the Jackrabbits for his senior season.

Following the 2023 MLB Draft, pitcher Ryan Bourassa signed as a free agent with the Atlanta Braves organization.

Prior to becoming head coach at SDSU, Bishop spent six years at NCAA Division II member Montana State University-Billings, where he led the Yellowjackets to back-to-back Great Northwest Athletic Conference regular season titles in 2015 and 2016, attaining the program's first-ever 30-win season with a 30-20 record in 2016.

Previously, Bishop spent 10 years at Miles City Community College in Montana, where his teams won MonDak conference championships every year. His squads also claimed five consecutive junior college region titles and a Northwest District championship in 2007 to advance to the NJCAA Division II College World Series.

Bishop's teams won at least 30 games in all 10 seasons, including four with 40 wins. He ended his tenure at Miles City with a 377-151 overall record. He also served as athletic director the last five years of his tenure at Miles City.

Bishop served as a graduate assistant at SDSU under head coach Mark Ekeland during the 1998 and 1999 seasons. In his first year as a head coach, Bishop led Huron University to the South Dakota Intercollegiate Conference title in 2000 with a 38-18 record.

A 1994 graduate of Jamestown College, Bishop earned NAIA All-America honors during the 1992 and 1994 seasons as an infielder.

THE ROSTER: The 2024 SDSU baseball roster features 38 players from nine different states and one Canadian province. Of the 38 players, 14 are from Minnesota, eight are from South Dakota, five are Iowa natives, and four hail from Nebraska. Two players are from Montana, while Colorado, Texas, Utah, Washington and Manitoba are represented by one player each.

By class, two are graduate transfers, six are seniors and 14 are juniors. The sophomore and redshirt freshman classes each have five players, while six are incoming freshmen.

NO.	PLAYER	Pos.	B-T	Ht.	Wt.	Yr.	HOMETOWN (PREVIOUS SCHOOL)
1	Jess Bellows**	OF	R/R	5-10	190	Jr.	Miles City, Mont./Custer County District H.S.
2	Carter Sintek	IF	R/R	6-0	175	R-Fr.	Bennington, Neb./Fremont H.S.
3	Matthew Werk*	IF	R/R	5-11	190	So.	Madison Lake, Minn./Mankato East H.S.
4	Cade Stuff*	IF	L/R	6-0	190	Sr.	Great Falls, Mont./Miles CC (Mont.)
5	Nic McCay**	P	R/R	6-0	200	Sr.	Carlisle, Iowa/Carlisle H.S.

PRONUNCIATION GUIDE

Arbogast	ARE-bo-gast
Augedahl	AUG-ah-doll
Benes	BENN-iss
Driessen	DREE-sen
Faix	fay
Goble	GO-bull
Koep	kep
Kogel	CO-gull
Kozal	CO-zull
Kruger	CREW-gurr
Richey	RICH-ee
Sagedahl	SAG-ah-doll
Schlecht	shleckt
Dagen Schramm	DAY-gun shram
Sintek	SIN-tech
Toman	TOE-man

QUICK FACTS

NAME OF SCHOOL: South Dakota State University
CITY/ZIP: Brookings, SD 57007
ENROLLMENT: 11,505 (fall 2023)
COLORS: Yellow and Blue
HOME STADIUM: Erv Huether Field (600 capacity)
PRESIDENT: Dr. Barry H. Dunn
ATHLETIC DIRECTOR: Justin Sell
2023 OVERALL RECORD: 24-28
2023 SUMMIT LEAGUE RECORD: 13-11 (third place)
HOME RECORD: 10-1
AWAY/NEUTRAL RECORD: 13-22/1-5
POSITION STARTERS RETURNING/LOST: 5/4
ALL-TIME RECORD: 1,422-1,294-5
FIRST YEAR OF BASEBALL: 1947
NCAA DIVISION I POSTSEASON APPEARANCES: One/2013
NCAA DIVISION II POSTSEASON APPEARANCES: Nine (last in 1995)

6	Jordan Sagedahl***	IF	R/R	6-2	190	Sr.	Olivia, Minn./BOLD H.S.
7	Tyson Kogel*	IF	L/R	5-10	185	So.	Sioux Falls, S.D./Harrisburg H.S.
8	Cohen Henry	OF	L/R	6-2	200	Fr.	Sioux Falls, S.D./Jefferson H.S.
9	Luke Luskey	IF	R/R	5-10	205	R-Fr.	Green Isle, Minn./Belle Plaine H.S.
10	Arlen Peters	P	R/R	6-2	230	Jr.	Schanzenfeld, Manitoba/Kansas City CC (Kan.)
11	Dane Toman**	P	R/R	6-2	190	Jr.	Bellevue, Neb./Bellevue West H.S.
12	Reece Arbogast**	P	R/L	5-8	200	Jr.	Sioux Falls, S.D./O'Gorman H.S.
13	Dagen Schramm*	C	L/R	6-0	185	Jr.	Sioux Falls, S.D./Washington H.S.
14	Dylan Richey*	P	R/R	6-1	215	Jr.	Wewala, S.D./Butler CC (Kan.)
15	Thatcher Kozal**	OF	L/R	5-11	185	Sr.	Waverly, Neb./Iowa Western CC
17	Alex Clemons**	P	R/R	6-1	215	Jr.	Bettendorf, Iowa/Pleasant Valley H.S.
18	Reece Anderson***	OF	R/R	6-1	200	Sr.	Johnston, Iowa/Johnston H.S.
19	Owen Bishop**	P	R/R	6-2	190	Jr.	Arlington, Wash./Arlington H.S.
20	Davis Carr	C	R/R	6-2	185	Jr.	Keller, Texas/Walla Walla CC (Wash.)
21	Dylan Driessen*	P	R/R	6-3	220	So.	Omaha, Neb./Millard West H.S.
22	Sam Schlecht	P	R/R	6-6	225	Jr.	Maple Grove, Minn./Iowa Central CC
23	Jack Kruger*	P	R/R	6-4	220	So.	Belle Plaine, Minn./Belle Plaine H.S.
24	Cael Frost	OF	L/R	5-11	195	Jr.	Gilbertville, Iowa/Kirkwood CC (Iowa)
25	Hunter Palmer	OF	R/R	6-0	190	R-Fr.	St. Michael, Minn./St. Michael-Albertville H.S.
27	Bryce Ronken	IF	L/R	5-11	190	Fr.	Sioux Falls, S.D./Washington H.S.
28	Adam Benes**	IF/OF	R/R	5-11	195	Jr.	Longmont, Colo./Longmont H.S.
29	Will Kent*	P	R/R	6-1	185	So.	Rosemount, Minn./Rosemount H.S.
30	Tyus Smith	P	R/R	6-5	200	Fr.	Prior Lake, Minn./Prior Lake H.S.
31	Charlie Jacobson	P	L/L	6-6	230	R-Fr.	Marshall, Minn./Marshall H.S.
32	Jude Sundquist	P	R/R	6-5	230	R-Fr.	Chisholm, Minn./Chisholm H.S.
33	Dawson Parry**	IF/DH	R/R	6-1	240	Sr.	Highland, Utah/Miles CC (Mont.)
34	Brady Hawkins**	P	R/R	6-3	225	Jr.	Mitchell, S.D./Ethan H.S.
35	Jake Goble**	P	R/R	6-5	235	Jr.	Rapid City, S.D./St. Thomas More H.S.
36	Jayden Gibson	C	R/R	6-0	200	Gr.	Grinnell, Iowa/Parkland CC (Ill.)
37	Alex Koep	P	L/L	5-10	195	Gr.	Parkers Prairie, Minn./Minnesota Crookston
38	Mason Lang	C	L/R	6-1	205	Fr.	Chaska, Minn./Chanhausen H.S.
39	Andrew Phillips	OF	L/R	5-11	200	Fr.	Hartland, Minn./NRHEG H.S.
41	Tristan Augedahl	P	L/L	6-8	195	Fr.	Caledonia, Minn./Caledonia H.S.

* indicates number of varsity letters earned

COACHING STAFF

Head Coach-Rob Bishop
Pitching Coach-Connor Faix

Assistant Coach-Danny Higginbotham
Volunteer Assistant-Ryley Kozisek

A LOOK AHEAD: The Jackrabbits continue their road trip with a May 6 nonconference game at Air Force. Start time is set for 1 p.m. Mountain Time (2 p.m. Central) at Erdle Field on the U.S. Air Force Academy campus near Colorado Springs, Colorado.

SDSU closes out the road portion of the 2024 regular with a May 8 matchup at Nebraska. That game is slated for a 6 p.m. first pitch at Hawks Field at Haymarket Park in Lincoln, Nebraska.

2024 JACKRABBIT BASEBALL PROSPECTUS

POSITION STARTERS

Returning (R) and Lost (L)

	CI.	Notes
(L) C: Ryan McDonald	–	First-team all-Summit League; .417 avg., 17 HR, 39 RBI, .929 slg. in 36 games
(R) 1B: Dawson Parry	Sr.	All-Summit League honorable mention; .322 avg., 10 HR, 39 RBI, .528 slg.
(R) 2B: Cade Stuff	Sr.	Second-team all-Summit League; .286 avg., 5 HR, 16 2B, 24 RBI in 50 games
(L) SS: Luke Ira	–	All-Summit League honorable mention; .252 avg., 15 HR, 47 RBI, .533 slg.
(L) 3B: Nic Nelson	–	All-Summit League honorable mention; .299 avg., 16 HR, 52 RBI, .619 slg.
(R) LF: Jess Bellows	Jr.	.293 avg., 1 HR, 24 RBI in 48 games (43 starts)
(R) CF: Reece Anderson	Sr.	All-Summit League honorable mention; .286 avg., 5 HR, 28 RBI, 4 SB
(L) RF: Drew Beazley	–	Second-team all-Summit League; .269 avg., 8 HR, 16 2B, 39 RBI, 8 SB
(R) DH: Thatcher Kozal	Sr.	.230 avg., 5 HR, 13 RBI in 38 games (24 starts)

STARTING PITCHERS

Returning (R) and Lost (L)

	CI.	Notes
(R) LHP: Reece Arbogast	Jr.	1-0 record, 5.74 ERA, 36 K, 17 BB in 47.0 IP (8 starts)
(R) RHP: Jake Goble	Jr.	All-Summit League honorable mention; 5-3, 4.32 ERA, 46 K, 19 BB in 11 starts
(L) RHP: Blake Kunz	–	1-7 record, 6.51 ERA, 59 K, 38 BB in 56.2 IP (11 starts)

(R) RHP: Nic McCay	Sr.	Sat out 2023 due to injury; 4-4 record, 5.80 ERA in 68.1 IP (14 starts) in 2022
(R) RHP: Owen Bishop	Jr.	Missed 2023 season; 4-5 record, 4.19 ERA over 58.0 IP (11 starts) in 2022

OTHER POSITION PLAYERS

	CI.	Notes
(R) UT/DH: Adam Benes	Jr.	Batted .225 with 3 HR and 13 RBI in 37 games (22 starts) in 2023
(R) IF: Tyson Kogel	So.	Redshirted during 2023 season; batted .154 (2-for-13) in 6 games in '22
(R) UT: Jordan Sagedahl	Sr.	Batted .171 with 2 2B and 5 RBI in 2023
(R) C: Dagen Schramm	Jr.	Batted .182 with 2 HR and 8 RBI in 24 games (16 starts) in 2023
(L) C: Brandon Vlcko	–	Batted .250 with 1 HR and 5 RBI in 8 games (6 starts) in 2023
(R) IF: Matthew Werk	So.	Played in 21 games (8 starts) in 2023, batting .243 with 1 HR and 5 RBI
(L) OF: Bryce Zimmerer	–	Played in 2 games in 2023

OTHER PITCHERS

	CI.	Notes
(L) RHP: Ryan Bourassa	–	3-3 record, 8 SV, 4.46 ERA, 62 K, 15 BB over 40.1 IP in 20 appearances
(R) RHP: Alex Clemons	Jr.	2-0 record, 7.04 ERA, 42 K, 23 BB over 30.2 IP in 19 appearances (2 starts)
(R) RHP: Dylan Driessen	So.	5-4 record, 6.48 ERA, 36 K, 18 BB over 25.0 IP in 19 relief appearances
(R) RHP: Brady Hawkins	So.	2-4 record, 7.49 ERA in 17 appearances (5 starts); 23 K, 15 BB in 33.2 IP
(R) RHP: Will Kent	So.	2-1 record, 11.02 ERA in 8 appearances (4 starts); 14 K, 18 BB in 16.1 IP
(R) RHP: Jack Kruger	So.	0-3 record, 7.90 ERA in 16 appearances (6 starts); 31 K, 30 BB in 41.0 IP
(R) RHP: Dylan Richey	Jr.	0-2 record, 9.31 ERA in 13 appearances (1 start); 18 K, 12 BB in 19.1 IP
(R) RHP: Jordan Sagedahl	Jr.	1-0 record, 7.56 ERA in 4 relief appearances; 11 K, 4 BB in 8.1 IP
(L) RHP: Eli Sundquist	–	All-Summit League HM; 1-1, 1 SV, 4.45 ERA, 47 K, 27 BB in 28.1 IP over 17 App
(R) RHP: Dane Toman	Jr.	1-0 record, 7.03 ERA in 13 appearances (3 starts); 17 K, 26 BB in 24.1 IP

RETURNING REDSHIRTS

LHP: Charlie Jacobson
IF: Luke Luskey
OF: Hunter Palmer
IF: Carter Sintek
RHP: Jude Sundquist

INCOMING PLAYERS

LHP: Tristan Augedahl	C: Davis Carr (JUCO transfer)
OF: Cohen Henry	OF: Cael Frost (JUCO transfer)
C: Mason Lang	C: Jayden Gibson (grad transfer)
OF: Andrew Phillips	LHP: Alex Koep (grad transfer)
IF: Bryce Ronken	RHP: Arlen Peters (JUCO transfer)
P: Tyus Smith	RHP: Sam Schlect (JUCO transfer)

2024 JACKRABBIT BASEBALL RESULTS

DATE	OPPONENT	SCORE	SITE	SDSU	OPPONENT	W-L	PITCHER OF RECORD
Feb. 16	New Mexico State	L, 6-8	Las Cruces, N.M	6-8-1	8-9-0	0-1	Sam Schlecht (0-1)
Feb. 17	New Mexico State	L, 9-13	Las Cruces, N.M.	9-10-1	13-10-4	0-2	Jake Goble (0-1)
Feb. 18	New Mexico State	W, 8-5	Las Cruces, N.M.	8-7-1	5-1-1	1-2	Alex Clemons (1-0)
Feb. 19	New Mexico State	W, 11-10	Las Cruces, N.M.	11-12-4	10-14-0	2-2	Dylan Driessen (1-0)
Feb. 22	New Mexico	W, 11-5	Albuquerque, N.M.	11-11-1	5-8-1	3-2	Alex Koep (1-0)
Feb. 23	New Mexico	L, 11-12	Albuquerque, N.M.	11-19-2	12-16-3	3-3	Reece Arbogast (0-1)
Feb. 24	New Mexico	L, 8-9	Albuquerque, N.M.	8-14-3	9-12-1	3-4	Alex Clemons (1-1)
Feb. 24	New Mexico	L, 2-13	Albuquerque, N.M.	2-9-0	13-15-0	3-5	Will Kent (0-1)
Mar. 1	SIUE	W, 6-3	Edwardsville, Ill.	6-11-0	3-9-1	4-5	Brady Hawkins (1-0)
Mar. 2	SIUE	W, 8-1	Edwardsville, Ill.	8-11-2	1-5-2	5-5	Jake Goble (1-1)
Mar. 2	SIUE	(7 inn.) W, 5-4	Edwardsville, Ill.	5-8-0	4-8-0	6-5	Will Kent (1-1)
Mar. 3	SIUE	(10 inn.) L, 5-6	Edwardsville, Ill.	5-9-2	6-11-2	6-6	Dylan Driessen (1-1)
Mar. 8	Dayton	W, 8-5	Dayton, Ohio	8-11-1	5-5-2	7-6	Alex Clemons (2-1)
Mar. 8	Dayton	(7 inn.) L, 5-15	Dayton, Ohio	5-6-1	15-11-1	7-7	Will Kent (1-2)
Mar. 9	Dayton	L, 3-7	Dayton, Ohio	3-7-1	7-10-1	7-8	Jake Goble (1-2)
Mar. 10	Dayton	L, 6-16	Dayton, Ohio	6-7-3	16-12-1	7-9	Arlen Peters (0-1)
Mar. 13	Kansas State	L, 5-16	Manhattan, Kan.	5-5-2	16-15-0	7-10	Jack Kruger (0-1)
Mar. 16	*Oral Roberts	W, 5-2	Tulsa, Okla.	5-11-1	2-5-1	8-10 (1-0)	Nic McCay (1-0)
Mar. 17	*Oral Roberts	W, 12-7	Tulsa, Okla.	12-0-0	7-12-2	9-10 (2-0)	Jake Goble (2-2)
Mar. 18	*Oral Roberts	W, 6-3	Tulsa, Okla.	6-10-1	3-4-0	10-10 (3-0)	Reece Arbogast (1-1)
Mar. 20	Creighton	L, 3-10	Omaha, Neb.	3-7-3	10-10-1	10-11	Will Kent (1-3)
Mar. 22	*St. Thomas	W, 1-0	Omaha, Neb.	1-2-0	0-3-2	11-11 (4-0)	Nic McCay (2-0)
Mar. 23	*St. Thomas	L, 5-11	Omaha, Neb.	5-9-2	11-12-1	11-12 (4-1)	Jake Goble (2-3)
Mar. 28	*Northern Colorado	(8 inn.) L, 7-19	Papillion, Neb.	7-11-3	19-15-2	11-13 (4-2)	Brady Hawkins (1-1)
Mar. 29	*Northern Colorado	L, 7-19	Papillion, Neb.	7-15-1	19-18-0	11-14 (4-3)	Alex Clemons (2-2)
Mar. 29	*Northern Colorado	(7 inn.) L, 12-26	Papillion, Neb.	12-9-5	26-21-1	11-15 (4-4)	Jake Goble (2-4)
Apr. 5	*North Dakota State	W, 5-1	Fargo, N.D.	5-8-2	1-3-0	12-15 (5-4)	Nic McCay (3-0)
Apr. 6	*North Dakota State	L, 8-9	Fargo, N.D.	8-14-5	9-9-1	12-16 (5-5)	Reece Arbogast (1-2)
Apr. 6	*North Dakota State	W, 11-7	Fargo, N.D.	11-13-2	7-10-3	13-16 (6-5)	Jake Goble (3-4)
Apr. 9	NORTHWESTERN (Iowa)	W, 8-1	Erv Huether Field	8-7-0	1-5-0	14-16	Will Kent (2-3)
Apr. 12	*Omaha	W, 7-2	Omaha, Neb.	7-13-2	2-5-0	15-16 (7-5)	Nic McCay (4-0)
Apr. 13	*Omaha	L, 15-21	Omaha, Neb.	15-14-2	21-24-2	15-17 (7-6)	Dylan Driessen (1-2)
Apr. 14	*Omaha	W, 10-9	Omaha, Neb.	9-14-1	10-8-1	15-18 (7-7)	Jake Goble (3-5)
Apr. 17	Minnesota	(7 inn.) L, 1-11	Minneapolis, Minn.	1-5-1	11-10-0	15-19	Will Kent (2-4)
Apr. 20	*ST. THOMAS	W, 9-5	Erv Huether Field	9-9-2	5-8-3	16-19 (8-7)	Alex Clemons (3-2)
Apr. 21	*ST. THOMAS	L, 6-11	Erv Huether Field	6-9-4	11-15-0	16-20 (8-8)	Jake Goble (3-6)
Apr. 22	*ST. THOMAS	W, 4-3	Erv Huether Field	4-12-4	3-4-3	17-20 (9-8)	Alex Clemons (4-2)
Apr. 27	*ORAL ROBERTS	L, 4-16	Sioux Falls, S.D.	4-8-3	16-15-1	17-21 (9-9)	Reece Arbogast (1-3)
Apr. 27	*ORAL ROBERTS	L, 5-13	Sioux Falls, S.D.	5-8-2	13-11-0	17-22 (9-10)	Jake Goble (3-7)

2024 INNING-BY-INNING SCORING SUMMARY

	1	2	3	4	5	6	7	8	9	EX	TOTAL
South Dakota State	35	20	38	27	28	35	37	26	21	0	267
Opponents	44	41	32	30	58	28	62	32	27	1	355

JACKRABBITS' RECORD WHEN ...

Overall	17-22	Scoring 6-9 Runs	8-9	Trailing After 8 Innings	1-15
Summit League	9-10	Scoring 10+ Runs	4-3	Tied After 8 Innings	1-0
Non-Conference	8-12	Opponent Scores 0-2 Runs	6-0	Hit 0 Home Runs	3-6
Home Games	3-3	Opponent Scores 3-5 Runs	8-0	Hit 1 Home Run	8-4
Away Games	13-15	Opponent Scores 6-9 Runs	2-5	Hit 2+ Home Runs	6-12
Neutral-Site Games	1-4	Opponent Scores 10+ Runs	1-17	Opponent Hit 0 Home Runs	11-10
Day Games	13-20	Scored in First Inning	10-9	Opponent Hit 1 Home Run	5-3
Night Games (start 6 p.m. or later)	4-2	Opponent Scored in First Inning	6-14	Opponent Hit 2+ Home Runs	1-9
vs. Left-Handed Starter	3-6	Scores First	13-10	Made 0 Errors	5-1
vs. Right-Handed Starter	14-16	Opponent Scores First	4-12	Made 1 Error	5-7
1-Run Games	4-5	Leading After 6 Innings	12-5	Made 2+ Errors	7-14
2-Run Games	0-1	Trailing After 6 Innings	3-16	Opponent Made 0 Errors	6-7
5+ Run Games	5-14	Tied After 6 Innings	2-1	Opponent Made 1 Error	4-10
Extra Innings	0-1	Leading After 7 Innings	11-2	Opponent Made 2+ Errors	7-5
Shutouts	1-0	Trailing After 7 Innings	0-17	Out-Hit Opponent	13-4
Scoring 0-2 Runs	1-2	Tied After 7 Innings	5-0	Out-Hit By Opponent	3-17
Scoring 3-5 Runs	4-8	Leading After 8 Innings	14-2	Hits Tied	1-1

2024 JACKRABBIT BASEBALL STATISTICS

JACKRABBIT HOME RUN LOG

1. Cael Frost (1)	Feb. 16 at New Mexico State	2-Run	1st Inning
2. Dawson Parry (1)	Feb. 16 at New Mexico State	2-Run	3rd Inning
3. Reece Anderson (1)	Feb. 16 at New Mexico State	2-Run	8th Inning
4. Davis Carr (1)	Feb. 17 at New Mexico State	Solo	7th Inning
5. Dawson Parry (2)	Feb. 18 at New Mexico State	Solo	1st Inning
6. Cael Frost (2)	Feb. 18 at New Mexico State	Solo	4th Inning
7. Dawson Parry (3)	Feb. 18 at New Mexico State	Grand Slam	9th Inning
8. Davis Carr (2)	Feb. 19 at New Mexico State	3-Run	2nd Inning
9. Dawson Parry (4)	Feb. 22 at New Mexico	2-Run	1st Inning
10. Carter Sintek (1)	Feb. 22 at New Mexico	Solo	4th Inning
11. Cade Stuff (1)	Feb. 22 at New Mexico	Solo	4th Inning
12. Cael Frost (3)	Feb. 22 at New Mexico	2-Run	5th Inning
13. Bryce Ronken (1)	Feb. 23 at New Mexico	2-Run	2nd Inning
14. Thatcher Kozal (1)	Feb. 23 at New Mexico	Solo	9th Inning
15. Cael Frost (4)	Feb. 24 at New Mexico-1	2-Run	7th Inning
16. Thatcher Kozal (2)	Feb. 24 at New Mexico-2	Solo	5th Inning
17. Dawson Parry (5)	Mar. 1 at SIUE	^Solo	3rd Inning
18. Cael Frost (5)	Mar. 1 at SIUE	^Solo	3rd Inning
19. Carter Sintek (2)	Mar. 2 at SIUE-1	2-Run	1st Inning
20. Dawson Parry (6)	Mar. 2 at SIUE-1	Solo	2nd Inning
21. Luke Luskey (1)	Mar. 2 at SIUE-1	Solo	9th Inning
22. Cael Frost (6)	Mar. 2 at SIUE-2	3-Run	7th Inning
23. Jordan Sagedahl (1)	Mar. 3 at SIUE	Solo	3rd Inning
24. Cade Stuff (2)	Mar. 3 at SIUE	2-Run	4th Inning
25. Jordan Sagedahl (2)	Mar. 3 at SIUE	2-Run	9th Inning
26. Jess Bellows (1)	Mar. 8 at Dayton	Solo	3rd Inning
27. Cael Frost (7)	Mar. 8 at Dayton	3-Run	4th Inning
28. Luke Luskey (2)	Mar. 8 at Dayton	2-Run	8th Inning
29. Dawson Parry (7)	Mar. 13 at Kansas State	Grand Slam	1st Inning
30. Cael Frost (8)	Mar. 13 at Kansas State	Solo	3rd Inning
31. Cael Frost (9)	Mar. 16 at Oral Roberts	3-Run	6th Inning
32. Dawson Parry (8)	Mar. 17 at Oral Roberts	Grand Slam	6th Inning
33. Cael Frost (10)	Mar. 23 vs. St. Thomas	Solo	4th Inning
34. Thatcher Kozal (3)	Mar. 23 vs. St. Thomas	2-Run	7th Inning
35. Dawson Parry (9)	Mar. 28 vs. Northern Colorado	2-Run	1st Inning
36. Bryce Ronken (2)	Mar. 28 vs. Northern Colorado	Solo	3rd Inning
37. Jordan Sagedahl (3)	Mar. 28 vs. Northern Colorado	Solo	7th Inning
38. Cael Frost (11)	Mar. 28 vs. Northern Colorado	^Solo	7th Inning
39. Dawson Parry (10)	Mar. 28 vs. Northern Colorado	^Solo	7th Inning
40. Cade Stuff (3)	Mar. 29 vs. Northern Colorado-1	3-Run	1st Inning
41. Luke Luskey (3)	Mar. 29 vs. Northern Colorado-1	2-Run	5th Inning
42. Jordan Sagedahl (4)	Mar. 29 vs. Northern Colorado-2	Solo	3rd Inning
43. Cael Frost (12)	Mar. 29 vs. Northern Colorado-2	Grand Slam	3rd Inning
44. Cael Frost (13)	Apr. 6 at North Dakota State-1	Solo	1st Inning
45. Jordan Sagedahl (5)	Apr. 6 at North Dakota State-1	2-Run	6th Inning
46. Cael Frost (14)	Apr. 6 at North Dakota State-2	2-Run	5th Inning
47. Matthew Werk (1)	Apr. 9 vs. Northwestern (Iowa)	3-Run	2nd Inning
48. Cael Frost (15)	Apr. 12 at Omaha	^Solo	4th Inning
49. Dawson Parry (11)	Apr. 12 at Omaha	^Solo	4th Inning
50. Cael Frost (16)	Apr. 12 at Omaha	3-Run	7th Inning
51. Reece Anderson (2)	Apr. 13 at Omaha	Solo	2nd Inning
52. Jordan Sagedahl (6)	Apr. 13 at Omaha	Grand Slam	4th Inning
53. Dawson Parry (12)	Apr. 13 at Omaha	Solo	4th Inning
54. Jordan Sagedahl (7)	Apr. 13 at Omaha	Solo	6th Inning
55. Reece Anderson (3)	Apr. 14 at Omaha	Grand Slam	8th Inning
56. Dawson Parry (13)	Apr. 20 vs. St. Thomas	3-Run	8th Inning
57. Jordan Sagedahl (8)	Apr. 21 vs. St. Thomas-2	Solo	1st Inning
58. Bryce Ronken (3)	Apr. 27 vs. Oral Roberts-1	2-Run	2nd Inning
59. Jordan Sagedahl (9)	Apr. 27 vs. Oral Roberts-1	2-Run	3rd Inning
60. Jordan Sagedahl (10)	Apr. 27 vs. Oral Roberts-2	Solo	1st Inning
61. Cael Frost (17)	Apr. 27 vs. Oral Roberts-2	Solo	4th Inning
62. Luke Luskey (4)	Apr. 27 vs. Oral Roberts-2	^2-Run	4th Inning
63. Bryce Ronken (4)	Apr. 27 vs. Oral Roberts-2	^Solo	4th Inning

^ Back-to-back home runs

#Leadoff home run

PH-Pinch-hit

HOME RUNS BY TYPE

Solo	30
2-Run	19
3-Run	8
Grand Slam	6

HOME RUNS BY INNING

First	10
Second	6
Third	10
Fourth	13
Fifth	4
Sixth	4
Seventh	8
Eighth	4
Ninth	4
10th or later	0

MULTI-HOME RUN

GAMES – INDIVIDUAL

2-18-24, by Dawson Parry (2), at New Mexico State	
3-3-24, by Jordan Sagedahl (2), at SIU-Edwardsville	
3-28-24, by Dawson Parry (2), vs. Northern Colorado	
4-12-24, by Cael Frost (2), at Omaha	
4-13-24, by Jordan Sagedahl (2), at Omaha	

MULTI-HOME RUN

GAMES – TEAM

3-28-24, vs. No. Colorado	5
2-22-24, at New Mexico	4
4-13-24, at Omaha	4
4-27-24, vs. Oral Roberts-2	4
2-16-24, at New Mexico State	3
2-18-24, at New Mexico State	3
3-2-24, at SIU-Edwardsville-1	3
3-3-24, at SIU-Edwardsville	3
3-8-24, at Dayton-1	3
4-12-24, at Omaha	3
2-23-24, at New Mexico	2
3-1-24, at SIUE	2
3-13-24, at Kansas State	2
3-23-24, vs. St. Thomas	2
3-29-24, vs. No. Colorado-1	2
3-29-24, vs. No. Colorado-2	2
4-6-24, at North Dakota State-1	2
4-27-24, vs. Oral Roberts-1	2

The AutomatedScoreBook

Overall Statistics for South Dakota State (as of Apr 27, 2024)

(All games Sorted by Batting avg)

Record: 17-22 Home:3-3 Away:13-15 Neutral:1-4 Summit:9-10

Player	avg	gp-gs	ab	r	h	2b	3b	hr	rbi	tb	slg%	bb	hp	so	gdp	ob%	sf	sh	sb-att	po	a	e	fld%
Cael Frost	.381	39-39	155	43	59	13	0	17	51	123	.794	20	6	33	4	.464	2	0	1-1	62	2	1	.985
Reece Anderson	.325	29-29	117	34	38	4	2	3	14	55	.470	10	7	18	3	.410	0	2	1-3	50	1	2	.962
Dawson Parry	.325	38-38	151	32	49	11	0	13	53	99	.656	17	7	30	5	.410	3	0	0-0	77	6	3	.965
Jordan Sagedahl	.306	32-26	98	24	30	5	1	10	26	67	.684	9	3	28	2	.375	2	1	1-1	70	45	10	.920
Bryce Ronken	.302	34-26	96	21	29	5	2	4	14	50	.521	12	3	30	2	.389	2	0	3-3	22	26	12	.800
Cade Stuff	.290	36-36	138	16	40	7	1	3	20	58	.420	11	4	28	4	.348	5	0	0-2	58	85	8	.947
Carter Sintek	.283	23-23	92	22	26	2	3	2	9	40	.435	6	6	9	1	.362	1	1	0-2	31	51	4	.953
Luke Luskey	.266	37-31	109	11	29	7	0	4	18	48	.440	9	8	32	0	.362	1	1	3-4	148	4	0	1.000
Jess Bellows	.258	35-35	128	20	33	7	1	1	14	45	.352	8	7	25	4	.329	3	2	6-10	51	2	2	.964
Matthew Werk	.218	25-15	55	6	12	3	0	1	5	18	.327	3	2	24	0	.283	0	1	2-3	22	48	3	.959
Thatcher Kozal	.209	28-8	43	8	9	2	0	3	6	20	.465	4	1	21	0	.292	0	0	3-3	10	1	0	1.000
Davis Carr	.193	32-22	83	16	16	4	0	2	14	26	.313	12	5	42	0	.327	1	0	1-1	211	19	8	.966
Adam Benes	.184	29-6	38	7	7	1	0	0	7	8	.211	9	1	17	0	.354	0	1	1-1	71	6	2	.975
Dagen Schramm	.154	14-11	26	3	4	0	0	0	1	4	.154	3	2	8	0	.290	0	2	1-1	67	12	0	1.000
Cohen Henry	.125	13-5	16	4	2	0	1	0	1	4	.250	7	1	9	0	.417	0	1	0-0	15	0	0	1.000
Jayden Gibson	.000	1-1	2	0	0	0	0	0	0	0	.000	0	0	1	0	.000	0	0	0-0	4	0	0	1.000
Tyson Kogel	.000	4-0	2	0	0	0	0	0	0	0	.000	1	0	2	0	.333	0	0	0-0	0	3	0	1.000
Hunter Palmer	.000	1-0	1	0	0	0	0	0	0	0	.000	0	0	1	0	.000	0	0	0-0	1	0	0	1.000
Totals	.284	39	1350	267	383	71	11	63	253	665	.493	141	63	358	25	.373	20	12	23-35	981	340	71	.949
Opponents	.296	39	1344	355	398	81	15	39	309	626	.466	259	61	337	18	.427	17	14	55-68	1017	337	44	.969

LOB - Team (304), Opp (358). DPs turned - Team (20), Opp (27). CI - Team (0), Opp (2). IBB - Team (4), Parry 2, Frost 1, Sintek 1, Opp (1). Picked off - Sintek 2, Luskey 1, Stuff 1, Frost 1.

(All games Sorted by Earned run avg)

Player	era	w-l	app	gs	cg	sho	sv	ip	h	r	er	bb	so	2b	3b	hr	b/avg	wp	hp	bks	sfa	sha
Nic McCay	2.70	4-0	10	10	0	0/1	0	56.2	43	22	17	24	80	12	2	2	.204	4	8	1	1	2
Brady Hawkins	5.56	1-1	13	0	0	0/0	0	11.1	22	17	7	5	5	2	0	4	.393	1	3	0	0	1
Alex Clemons	5.57	4-2	16	0	0	0/1	3	21.0	10	15	13	32	36	3	0	1	.141	7	1	0	1	1
Reece Arbogast	5.60	1-3	10	4	0	0/0	0	27.1	35	23	17	9	13	4	1	6	.304	1	1	0	1	3
Arlen Peters	6.68	0-1	10	5	0	0/0	0	33.2	40	29	25	27	32	10	3	3	.290	11	2	0	0	2
Owen Bishop	7.59	0-0	4	1	0	0/0	0	10.2	10	11	9	7	5	2	0	3	.244	0	1	1	1	0
Dylan Driessen	7.62	1-2	19	0	0	0/0	1	28.1	26	29	24	35	37	4	0	1	.243	11	6	0	1	2
Alex Koep	8.20	1-0	11	0	0	0/0	0	18.2	18	17	17	14	20	4	3	1	.254	2	5	0	1	1
Jake Goble	8.59	3-7	11	11	0	0/0	0	51.1	81	72	49	26	45	17	2	4	.345	9	4	0	3	1
Will Kent	9.26	2-4	11	5	0	0/0	0	23.1	38	39	24	25	26	8	2	2	.373	6	10	2	3	0
Sam Schlecht	12.06	0-1	12	1	0	0/0	0	15.2	20	23	21	17	17	2	0	5	.313	5	10	0	1	0
Jack Kruger	12.36	0-1	11	2	0	0/0	0	19.2	40	40	27	21	12	11	1	5	.426	7	6	0	1	1
Jude Sundquist	14.21	0-0	7	0	0	0/0	0	6.1	11	12	10	10	6	1	1	1	.407	6	2	0	2	0
Charlie Jacobson	18.00	0-0	3	0	0	0/0	0	3.0	4	6	6	7	3	1	0	1	.333	0	2	0	1	0
Totals	7.29	17-22	39	39	0	1/1	4	327.0	398	355	265	259	337	81	15	39	.296	70	61	4	17	14
Opponents	6.21	22-17	39	39	0	0/0	5	339.0	383	267	234	141	358	71	11	63	.284	34	63	1	20	12

PB - Team (20), Carr 15, Sagedahl 3, Gibson 1, Schramm 1, Opp (11). Pickoffs - Team (7), Kruger 3, Schramm 2, Driessen 1, Kent 1, Opp (5). SBA/ATT - Carr (31-35), Schramm (13-19), Sagedahl (11-13), Kruger (10-12), Goble (8-11), Kent (9-11), Driessen (7-8), Schlecht (4-6), McCay (5-5), Peters (3-5), Jacobson (2-2), Koep (2-2), Clemons (1-2), Sundquist (1-1), Arbogast (1-1), Hawkins (1-1), Bishop (1-1).

The AutomatedScoreBook
Overall Statistics for South Dakota State (as of Apr 27, 2024)
(All games Sorted by Fielding pct)

Player	c	po	a	e	fld%	dp	sba	csb	sba%	pb	ci
Luke Luskey	152	148	4	0	1.000	4	0	0	---	0	0
Dagen Schramm	79	67	12	0	1.000	1	13	6	.684	1	0
Cohen Henry	15	15	0	0	1.000	0	0	0	---	0	0
Thatcher Kozal	11	10	1	0	1.000	1	0	0	---	0	0
Sam Schlecht	5	0	5	0	1.000	0	4	2	.667	0	0
Will Kent	4	1	3	0	1.000	1	9	2	.818	0	0
Jayden Gibson	4	4	0	0	1.000	0	0	0	---	1	0
Tyson Kogel	3	0	3	0	1.000	1	0	0	---	0	0
Alex Clemons	3	1	2	0	1.000	0	1	1	.500	0	0
Brady Hawkins	1	0	1	0	1.000	0	1	0	1.000	0	0
Charlie Jacobson	1	1	0	0	1.000	0	2	0	1.000	0	0
Alex Koep	1	1	0	0	1.000	0	2	0	1.000	0	0
Hunter Palmer	1	1	0	0	1.000	0	0	0	---	0	0
Cael Frost	65	62	2	1	.985	0	0	0	---	0	0
Adam Benes	79	71	6	2	.975	11	0	0	---	0	0
Davis Carr	238	211	19	8	.966	0	31	4	.886	15	0
Dawson Parry	86	77	6	3	.965	4	0	0	---	0	0
Jess Bellows	55	51	2	2	.964	0	0	0	---	0	0
Reece Anderson	53	50	1	2	.962	0	0	0	---	0	0
Matthew Werk	73	22	48	3	.959	10	0	0	---	0	0
Carter Sintek	86	31	51	4	.953	7	0	0	---	0	0
Cade Stuff	151	58	85	8	.947	14	0	0	---	0	0
Jordan Sagedahl	125	70	45	10	.920	1	11	2	.846	3	0
Arlen Peters	6	1	4	1	.833	0	3	2	.600	0	0
Bryce Ronken	60	22	26	12	.800	2	0	0	---	0	0
Jack Kruger	9	1	5	3	.667	0	10	2	.833	0	0
Nic McCay	3	1	1	1	.667	0	5	0	1.000	0	0
Dylan Driessen	14	2	6	6	.571	0	7	1	.875	0	0
Owen Bishop	2	1	0	1	.500	0	1	0	1.000	0	0
Jake Goble	7	1	2	4	.429	0	8	3	.727	0	0
Jude Sundquist	0	0	0	0	.000	0	1	0	1.000	0	0
Reece Arbogast	0	0	0	0	.000	0	1	0	1.000	0	0
Totals	1392	981	340	71	.949	20	55	13	.809	20	0
Opponents	1398	1017	337	44	.969	27	23	12	.657	11	2

The Automated ScoreBook

Conference statistics for South Dakota State (as of Apr 28, 2024)

(Summit games only Sorted by Batting avg)

Record: 9-10 Home:2-3 Away:6-3 Neutral:1-4 Summit:9-10

Player	avg	gp-gs	ab	r	h	2b	3b	hr	rbi	tb	slg%	bb	hp	so	gdp	ob%	sf	sh	sb-att	po	a	e	fld%
Cade Stuff	.379	17-17	66	8	25	3	1	1	15	33	.500	8	1	13	0	.425	5	0	0-1	30	40	6	.921
Cael Frost	.378	19-19	74	26	28	4	0	9	25	59	.797	14	2	15	1	.484	1	0	1-1	28	1	0	1.000
Jordan Sagedahl	.375	17-16	64	22	24	4	1	8	21	54	.844	7	3	15	0	.453	1	0	1-1	32	31	7	.900
Luke Luskey	.339	19-16	62	6	21	4	0	2	9	31	.500	3	4	16	0	.406	0	1	2-3	69	2	0	1.000
Dawson Parry	.338	18-18	71	14	24	7	0	6	30	49	.690	9	3	15	2	.424	2	0	0-0	53	4	3	.950
Bryce Ronken	.319	16-13	47	11	15	2	1	3	9	28	.596	6	1	14	0	.400	1	0	2-2	11	7	6	.750
Reece Anderson	.291	18-18	79	21	23	3	0	2	10	32	.405	8	4	12	1	.385	0	2	1-3	31	1	2	.941
Matthew Werk	.205	15-11	39	5	8	3	0	0	1	11	.282	3	2	16	0	.295	0	1	1-1	16	34	2	.962
Adam Benes	.200	13-1	10	3	2	1	0	0	1	3	.300	3	0	4	0	.385	0	0	0-0	17	2	2	.905
Davis Carr	.195	15-11	41	5	8	2	0	0	2	10	.244	7	2	19	0	.340	0	0	0-0	120	13	5	.964
Jess Bellows	.186	17-17	70	7	13	3	0	0	5	16	.229	3	2	12	2	.234	2	1	2-4	23	1	2	.923
Thatcher Kozal	.176	14-3	17	2	3	0	0	1	3	6	.353	1	1	8	0	.263	0	0	1-1	1	0	0	1.000
Dagen Schramm	.154	7-6	13	3	2	0	0	0	1	2	.154	3	2	4	0	.389	0	2	1-1	47	5	0	1.000
Carter Sintek	.143	5-5	21	5	3	0	0	0	0	3	.143	1	2	4	0	.250	0	0	0-0	7	8	0	1.000
Cohen Henry	.000	1-0	1	0	0	0	0	0	0	0	.000	0	0	1	0	.000	0	0	0-0	0	0	0	.000

Tyson Kogel	.000	1-0	0	0	0	0	0	0	0	0	.000	1	0	0	0	1.000	0	0	0-0	0	0	0	.000
Totals	.295	19	675	138	199	36	3	32	132	337	.499	77	29	168	6	.385	12	7	12-18	492	160	42	.939
Opponents	.292	19	691	185	202	41	4	26	163	329	.476	104	32	189	6	.406	6	7	19-23	498	167	23	.967

LOB - Team(164), Opp (163). DPs turned - Team(7), Opp (7). Picked off - Sintek1, Frost 1, Luskey 1.

(Summit games only Sorted by Earned run avg)

Player	era	w-l	app	gs	cg	sho	sv	ip	h	r	er	bb	so	2b	3b	hr	b/avg	wp	hp	bk	sfa	sha
Nic McCay	2.25	4-0	7	7	0	0/1	0	44.0	30	15	11	16	63	8	0	1	.186	2	7	0	0	2
Brady Hawkins	3.18	0-1	6	0	0	0/0	0	5.2	8	6	2	3	2	1	0	2	.333	0	3	0	0	1
Jack Kruger	4.91	0-0	3	0	0	0/0	0	3.2	10	10	2	2	3	2	0	2	.500	0	2	0	1	1
Alex Clemons	5.93	2-1	10	0	0	0/1	1	13.2	7	9	9	19	24	3	0	0	.149	3	1	0	0	0
Arlen Peters	6.14	0-0	5	1	0	0/0	0	14.2	17	12	10	9	16	6	0	1	.279	6	1	0	0	0
Reece Arbogast	6.61	1-2	6	3	0	0/0	0	16.1	19	18	12	6	9	2	1	4	.279	1	1	0	1	1
Dylan Driessen	8.04	0-1	10	0	0	0/0	1	15.2	16	17	14	15	23	2	0	1	.258	4	4	0	0	2
Owen Bishop	8.10	0-0	2	1	0	0/0	0	6.2	4	6	6	4	5	0	0	3	.167	0	0	0	0	0
Jake Goble	10.67	2-5	7	7	0	0/0	0	28.2	54	54	34	16	26	13	1	4	.375	7	4	0	2	0
Will Kent	15.00	0-0	3	0	0	0/0	0	3.0	11	10	5	2	4	1	1	1	.524	0	0	0	0	0
Alex Koep	17.36	0-0	4	0	0	0/0	0	4.2	9	9	9	5	6	1	1	1	.409	0	1	0	0	0
Sam Schlecht	18.56	0-0	4	0	0	0/0	0	5.1	11	11	11	4	6	1	0	5	.407	3	6	0	0	0
Jude Sundquist	27.00	0-0	3	0	0	0/0	0	2.0	6	8	6	3	2	1	0	1	.600	1	2	0	2	0
Totals	7.13	9-10	19	19	0	1/1	2	164.0	202	185	130	104	189	41	4	26	.292	27	32	0	6	7
Opponents	6.67	10-9	19	19	0	0/0	4	166.0	199	138	123	77	168	36	3	32	.295	17	29	1	12	7

PB - Team(7), Carr 7, Opp (4). Pickoffs - Team(2), Kruger 1, Schramm 1, Opp (3). SBA/ATT - Carr(13-15), Schramm (6-8), Goble (4-5), Driessen (4-5), McCay (3-3), Schlecht (3-3), Kruger (3-3), Clemons (1-2), Arbogast (1-1), Peters (0-1).

The Automated ScoreBook
Conference statistics for South Dakota State (as of Apr 28, 2024)
(Summit games only Sorted by Fielding pct)

Player	c	po	a	e	fld%	dp	sba	csb	sba%	pb	ci
Luke Luskey	71	69	2	0	1.000	3	0	0	---	0	0
Dagen Schramm	52	47	5	0	1.000	1	6	2	.750	0	0
Cael Frost	29	28	1	0	1.000	0	0	0	---	0	0
Carter Sintek	15	7	8	0	1.000	1	0	0	---	0	0
Sam Schlecht	2	0	2	0	1.000	0	3	0	1.000	0	0
Jack Kruger	2	0	2	0	1.000	0	3	0	1.000	0	0
Alex Koep	1	1	0	0	1.000	0	0	0	---	0	0
Will Kent	1	1	0	0	1.000	0	0	0	---	0	0
Alex Clemons	1	1	0	0	1.000	0	1	1	.500	0	0
Brady Hawkins	1	0	1	0	1.000	0	0	0	---	0	0
Thatcher Kozal	1	1	0	0	1.000	0	0	0	---	0	0
Davis Carr	138	120	13	5	.964	0	13	2	.867	7	0
Matthew Werk	52	16	34	2	.962	6	0	0	---	0	0
Dawson Parry	60	53	4	3	.950	2	0	0	---	0	0
Reece Anderson	34	31	1	2	.941	0	0	0	---	0	0
Jess Bellows	26	23	1	2	.923	0	0	0	---	0	0
Cade Stuff	76	30	40	6	.921	6	0	0	---	0	0
Adam Benes	21	17	2	2	.905	1	0	0	---	0	0
Jordan Sagedahl	70	32	31	7	.900	1	0	0	---	0	0
Bryce Ronken	24	11	7	6	.750	0	0	0	---	0	0
Nic McCay	3	1	1	1	.667	0	3	0	1.000	0	0
Arlen Peters	3	1	1	1	.667	0	0	1	.000	0	0
Dylan Driessen	7	1	3	3	.571	0	4	1	.800	0	0
Jake Goble	2	0	1	1	.500	0	4	1	.800	0	0
Owen Bishop	2	1	0	1	.500	0	0	0	---	0	0
Reece Arbogast	0	0	0	0	.000	0	1	0	1.000	0	0
Cohen Henry	0	0	0	0	.000	0	0	0	---	0	0
Tyson Kogel	0	0	0	0	.000	0	0	0	---	0	0
Jude Sundquist	0	0	0	0	.000	0	0	0	---	0	0
Totals	694	492	160	42	.939	7	19	4	.826	7	0
Opponents	688	498	167	23	.967	7	12	6	.667	4	0

RECORD BOOK

GAMES PLAYED

CAREER

1.	218	Eric Cain	2009-12
2.	216	Billy Stitz	2008-11
3.	215	Paul Jacobson	2013-16
4.	210	Luke Ira	2019-23
5.	207	Nick Adams	2005-08
6.	201	Matt Johnson	2014-17
7.	199	Tyson Fisher	2005-08
8.	198	Doug Sehr	1991-94
9.	197	Korby Mintken	2005-08
10.	196	Newt Johnson	2015-18

BATTING AVERAGE

SEASON

(minimum of 100 at bats)

1.	.449	Cole Irish	1996
2.	.443	Frank Cutler	1982
3.	.437	Dave Wilner	1988
4.	.431	Tim Johnson	1986
5.	.423	Matt Hanson	2002
6.	.418	Dave Manke	1974
7.	.417	Larry Heffley	1985
	.417	Ryan McDonald	2023
9.	.416	Terry Van Engelenhoven	1993
	.416	Billy McMacken	1989
	.416	Dean Krogman	1971

AT-BATS

SEASON

1.	283	Billy Stitz	2010
2.	253	Joel Blake	2010
3.	251	Eric Cain	2010
4.	244	Billy Stitz	2011
5.	228	Joel Blake	2009
	228	John Lee	2010
	228	Paul Jacobson	2016
8.	225	Paul Jacobson	2015
	225	Gus Steiger	2019
10.	223	Jesse Sawyer	2010
	223	Scott Splett	2014

CAREER

1.	914	Billy Stitz	2008-11
2.	836	Luke Ira	2019-23
3.	820	Eric Cain	2009-12
4.	779	Nick Adams	2005-08
5.	750	Paul Jacobson	2013-16
6.	722	Tyson Fisher	2005-08
7.	715	Matt Johnson	2014-17
8.	705	Korby Mintken	2005-08
9.	703	Joel Blake	2009-11
10.	692	Greg Geary	2002-05

HITS

SEASON

1.	111	Billy Stitz	2010
2.	99	Joel Blake	2010
3.	97	Eric Cain	2010
4.	91	John Lee	2010
5.	83	Joel Blake	2011
6.	80	Joel Blake	2009
	80	Tony Martin	2009

T6.	80	Jesse Sawyer	2010
9.	77	Matt Hanson	2002
	77	Billy Stitz	2011

CAREER

1.	311	Billy Stitz	2008-11
2.	272	Eric Cain	2009-12
3.	262	Joel Blake	2009-11
4.	256	Greg Geary	2002-05
5.	244	Nick Adams	2005-08
6.	233	Tyson Fisher	2005-08
7.	224	Cole Irish	1993-96
8.	223	Billy McMacken	1987-90
9.	221	Korby Mintken	2005-08
10.	218	Luke Ira	2019-23

RUNS SCORED

SEASON

1.	75	Billy Stitz	2010
2.	74	John Lee	2010
3.	72	Jesse Sawyer	2010
4.	63	Cole Irish	1996
	63	Joel Blake	2010
6.	61	Joe Hardin	1993
	61	Jesse Sawyer	2009
	61	Eric Cain	2010
9.	59	Doug Sehr	1994
10.	58	Korby Mintken	2007

CAREER

1.	189	Billy Stitz	2008-11
2.	173	Korby Mintken	2005-08
3.	172	Cole Irish	1993-96
4.	170	Tyson Fisher	2005-08
5.	168	Jesse Sawyer	2009-11
6.	163	Billy McMacken	1987-90
7.	162	Joel Blake	2009-11
8.	160	Ryan Krogman	1991-94
	160	Doug Sehr	1991-94
10.	158	Eric Cain	2009-12

RUNS BATTED IN

SEASON

1.	83	Eric Cain	2010
2.	73	Jesse Sawyer	2010
3.	67	Billy Stitz	2010
4.	66	Joel Blake	2010
5.	63	Cole Irish	1996
6.	61	John Lee	2010
7.	60	Billy McMacken	1990
8.	58	Jesse Sawyer	2009
9.	57	Kerry Jacobson	2002
	57	Stephen Turner	2009

CAREER

1.	192	Billy McMacken	1987-90
2.	187	Greg Geary	2002-05
3.	179	Eric Cain	2009-12
4.	176	Chris Studer	1999-2002
5.	173	Jesse Sawyer	2009-11
6.	169	Billy Stitz	2008-11
7.	162	Pat Schmidt	1992-95
	162	Doug Sehr	1991-94

DOUBLES

SEASON

1.	33	Joel Blake	2010
2.	26	Billy Stitz	2010
3.	21	Joel Blake	2009
	21	John Lee	2010
5.	20	Craig Parry	2008
6.	18	Billy McMacken	1990
	18	Russ Langer	2000
	18	Greg Geary	2004
	18	Jesse Sawyer	2009
10.	17	Jesse Sawyer	2010

CAREER

1.	70	Joel Blake	2009-11
2.	62	Billy Stitz	2008-11
3.	54	Greg Geary	2002-05
4.	50	Russ Langer	1998-2001
	50	Matt Johnson	2014-17
	50	Drew Beazley	2019-23
7.	49	Billy McMacken	1987-90
8.	48	Chris Studer	1999-2002
	48	Paul Jacobson	2013-16
10.	46	Doug Sehr	1991-94



BILLY STITZ ended his career as the Jackrabbits' career leader in hits (311), games played (216), at-bats (914), total bases (462) and runs scored (189). During his junior season in 2010, Stitz established new single-season records for hits, at-bats, runs scored and total bases.

RECORD BOOK

TRIPLES

SEASON

1.	7	Galen Carver	1981
7		Dave Williams	1989
7		Korby Mintken	2006
7		Nick Adams	2006
7		Korby Mintken	2007
7		Korby Mintken	2008
7		Billy Stitz	2011
8.	6	Ken Brooks	1990
6		Steve Knutson	1994
6		Cal Lewis	2006
6		Eric Cain	2012

CAREER

1.	21	Korby Mintken	2005-08
2.	16	Billy Stitz	2008-11
3.	11	Dave Lane	1983-86
11		Galen Carver	1978-81
11		Eric Cain	2009-12
6.	10	Nick Adams	2005-08
10		Tyson Fisher	2005-08
8.	9	Cole Irish	1993-96
9		Steve Knutson	1993-97
9		Pat Schmidt	1992-95
9		Cal Lewis	2006-07

HOME RUNS

SEASON

1.	19	Jesse Sawyer	2009
19		Jesse Sawyer	2010
3.	17	Terry VanEngelenhoven	1993
17		Ryan McDonald	2023
17		Cael Frost	2024
6.	16	Billy McMacken	1990
16		Kerry Jacobson	2002
16		Cal Lewis	2007
16		Eric Cain	2010
16		Nic Nelson	2023

CAREER

1.	50	Jesse Sawyer	2009-11
2.	43	Greg Geary	2002-05
3.	42	Billy McMacken	1987-90
4.	37	Chris Studer	1999-2002
5.	35	Ryan McDonald	2019-23
6.	33	Jon Crow	1989-92
33		Dawson Parry	2022-present
8.	32	Russ Langer	1998-2001
9.	31	Tim Johnson	1984-87
31		Kerry Jacobson	2000-02

TOTAL BASES

SEASON

1.	163	Billy Stitz	2010
2.	159	Eric Cain	2010
3.	156	Joel Blake	2010
156		Jesse Sawyer	2010
5.	148	Jesse Sawyer	2009
6.	143	John Lee	2010
7.	140	Joel Blake	2009



GREG GEARY set SDSU career records with 54 doubles, 43 home runs, 439 total bases and 1,346 putouts during his career from 2002-05.

8.	127	Billy McMacken	1990
127		Terry VanEngelenhoven	1993
10.	126	Craig Parry	2008
123		Cael Frost	2023

CAREER

1.	462	Billy Stitz	2008-11
2.	439	Greg Geary	2002-05
3.	408	Billy McMacken	1987-90
4.	404	Jesse Sawyer	2009-11
5.	398	Joel Blake	2009-11
6.	396	Eric Cain	2009-12
7.	376	Chris Studer	1999-2002
8.	368	Tyson Fisher	2005-08
9.	367	Luke Ira	2019-23
10.	348	Russ Langer	1998-2001
348		Korby Mintken	2005-08

SLUGGING PERCENTAGE

SEASON (Min. 60 AB)

1.	.929	Ryan McDonald	2023
2.	.881	Dean Krogman	1971
3.	.819	Billy McMacken	1990
4.	.800	Chris Studer	2002
5.	.794	Cael Frost	2024
6.	.792	Dan Dummermuth	1981

CAREER

1.	.713	Billy McMacken	1987-90
2.	.696	Terry Van Engelenhoven	1991-94
3.	.679	Kerry Jacobson	2000-02
4.	.661	Jon Crow	1989-92
.661		Chris Studer	1999-2002
6.	.653	Dean Krogman	1970-72
7.	.647	Larry Heffley	1984-85
8.	.634	Greg Geary	2002-05
9.	.631	Tim Johnson	1984-87
10.	.630	Jesse Sawyer	2009-11

BASES ON BALLS

SEASON

1.	50	Jesse Sawyer	2010
2.	44	Tony Kjolsing	2018
44		Nick Smith	2019
4.	43	Luke Ringhofer	2016
5.	40	Kurt Augustin	1986
6.	38	Joe Hardin	1993
38		Zach Coppola	2015
8.	37	Eric Cain	2012
37		Luke Ringhofer	2017
37		Newt Johnson	2018
37		Ryan McDonald	2023

CAREER

1.	123	Dave Lane	1983-86
2.	118	Ryan McDonald	2019-23
3.	116	Eric Cain	2009-12
4.	114	Luke Ringhofer	2015-17
5.	109	Nick Smith	2016-19
6.	108	Derek Hackman	2018-22
7.	107	Zach Briggs	2009-12
8.	103	Jesse Sawyer	2009-11
9.	101	Kurt Augustin	1985-87
10.	100	Ryan Krogman	1991-94

STOLEN BASES

SEASON

1.	39	Zach Coppola	2015
2.	26	Darrell Bren	1988
3.	25	Dave Lane	1985
25		Cole Irish	1995
5.	23	Dave Lane	1986
6.	22	Dave Wilner	1988
7.	21	Joe Hardin	1993
8.	20	Ken Brooks	1990
20		Dave Wilner	1986
20		Paul Jacobson	2016

CAREER

1.	75	Dave Lane	1983-86
2.	62	Zach Coppola	2013-15
3.	60	Cole Irish	1993-96
4.	57	Dave Wilner	1986-88
5.	46	Korby Mintken	2005-08
6.	44	Darrell Bren	1988-89
44		Jon Crow	1989-92
44		Paul Jacobson	2013-16
9.	40	Nick Adams	2005-08
10.	39	Brian Scherschligt	1995-98

SACRIFICE FLIES

CAREER

1.	14	Pat Schmidt	1992-95
14		Tyson Fisher	2005-08
14		Eric Cain	2009-12
14		Paul Jacobson	2013-16
5.	13	Matt Johnson	2014-17
6.	12	Doug Sehr	1991-94
12		Rick Weber	1984-87
12		Billy Stitz	2008-11
12		Newt Johnson	2015-18
10.	11	Seven different players (incl. Luke Ira)	

RECORD BOOK

SACRIFICE HITS

CAREER

1.	34.....	Tim Hanigan.....	2005-08
2.	30.....	Rich Schmidt.....	1990-93
3.	28.....	Eric Danforth.....	2012-15
4.	25.....	Zach Coppola.....	2013-15
5.	24.....	Nick Adams.....	2005-08
6.	22.....	Korby Mintken.....	2005-08
7.	20.....	Micky Sehr.....	1994-97
	20.....	Cody Sharrow.....	2013-16
9.	19.....	Adam Gregg.....	1998-2001
10.	17.....	Noah Hummel.....	1999-2002
	17.....	Billy Stitz.....	2008-11

HIT BY PITCHES

SEASON

1.	18.....	Jesse Sawyer.....	2010
2.	16.....	Jeff Eckerle.....	1996
	16.....	Zach Briggs.....	2010
4.	14.....	Chris Studer.....	2001
	14.....	John Lee.....	2009
6.	13.....	Tyson Fisher.....	2005
	13.....	Tim Hanigan.....	2005
	13.....	Pat Farrell.....	2005
	13.....	Jesse Sawyer.....	2011
	13.....	Newt Johnson.....	2018

CAREER

1.	42.....	Jesse Sawyer.....	2009-11
2.	41.....	Tyson Fisher.....	2005-08
3.	39.....	Tim Hanigan.....	2005-08
4.	37.....	Brian Scherschligt.....	1995-98
	37.....	Newt Johnson.....	2015-18
6.	36.....	Jeff Eckerle.....	1994-97
	36.....	Drew Beazley.....	2019-23
	36.....	Ryan McDonald.....	2019-23
9.	35.....	Chris Studer.....	1999-2002
	35.....	Zach Briggs.....	2009-12

PUTOUTS

CAREER

1.	1,346.....	Greg Geary.....	2002-05
2.	1,288.....	Aaron Machbitz.....	2011-14
3.	1,285.....	Matt Johnson.....	2014-17
4.	1,267.....	Tyson Fisher.....	2005-08
5.	1,213.....	Chet Meyer.....	1987-90
6.	975.....	Derek Hackman.....	2018-22
7.	936.....	Drew Beazley.....	2019-23
8.	908.....	Joel Blake.....	2009-11
9.	827.....	Tony Martin.....	2006-09
10.	814.....	Ryan Krogman.....	1991-94

ASSISTS

CAREER

1.	556.....	Eric Cain.....	2009-2012
2.	472.....	Luke Ira.....	2019-23
3.	380.....	Pat Schmidt.....	1992-95
4.	379.....	Andrew Melton.....	2010-13
5.	353.....	Jesse Sawyer.....	2009-11
6.	352.....	Doug Sehr.....	1991-94
	352.....	Cody Sharrow.....	2013-16
8.	344.....	Chris Brown.....	1994-97



BILLY McMACKEN is the only SDSU player to earn multiple All-America awards, earning the honor each of his last three seasons (1988-90).

Not only did McMacken put up impressive offensive numbers, he also compiled a 19-11 career pitching record for the Jackrabbits.

9.	342.....	Tony Kjolsing.....	2015-18
10.	333.....	Al Robbins.....	2013-15

WINS

SEASON

1.	11.....	Trevor Schulte.....	1994
2.	10.....	Trevor Schulte.....	1993
3.	9.....	John Semar.....	1994
	9.....	Trever Vermeulen.....	2010
5.	8.....	Matt Magers.....	1996
	8.....	Chad Coley.....	1993
	8.....	Mark Hofer.....	1984
	8.....	Tim Sweeney.....	1973
	8.....	Matt Bowman.....	2007
	8.....	Alex Oberle.....	2010
	8.....	Stephen Bougher.....	2013
	8.....	Chad Hodges.....	2014
	8.....	Chris Anderson.....	2015
	8.....	Adam Bray.....	2015

CAREER

1.	26.....	Trevor Schulte.....	1991-94
2.	23.....	Adam Bray.....	2012-15
3.	22.....	Stephen Bougher.....	2010-13
4.	21.....	Matt Magers.....	1995-97
	21.....	Chad Coley.....	1990-93
6.	20.....	Jon Maras.....	1989-92
	20.....	Bob Reeves.....	1984-87
	20.....	Caleb Thielbar.....	2006-09
9.	19.....	Billy McMacken.....	1987-90
10.	18.....	Timm Gronseth.....	1985-89
	18.....	Ryan Froom.....	2014-19

APPEARANCES

SEASON

1.	35.....	Trever Vermeulen.....	2010
2.	28.....	Gary Olechoski.....	2006
	28.....	Trever Vermeulen.....	2011
4.	26.....	J.D. Moore.....	2013
5.	25.....	John Semar.....	1993
	25.....	Chad Coley.....	1991
7.	24.....	J.D. Moore.....	2014
8.	23.....	Matt Baerlocher.....	2008
	23.....	Alex Oberle.....	2010
	23.....	Derek Feige/Quinn Reimers.....	2017

CAREER

1.	89.....	Trever Vermeulen.....	2008-11
2.	86.....	J.D. Moore.....	2012-15
3.	74.....	Bret Barnett.....	2018-22
4.	72.....	Brett Mogen.....	2017-21
5.	71.....	Gary Olechoski.....	2003-06
6.	70.....	Chad Coley.....	1990-93
7.	66.....	Shane Kraemer.....	2010-13
	66.....	Andrew Clemen.....	2013-16
9.	65.....	Isaac Johnson.....	2006-09
	65.....	Austin Busse.....	2009-12
	65.....	Talon Jumper.....	2012-15

INNINGS PITCHED

SEASON

1.	104.2.....	Matt Bowman.....	2007
2.	103.0.....	Adam Bray.....	2014
3.	95.1.....	Tyler Olmstead.....	2019
4.	91.1.....	Layne Somsen.....	2013
	91.1.....	Adam Bray.....	2015
6.	88.2.....	Andrew Clemen.....	2016
7.	88.0.....	Stephen Bougher.....	2013
8.	87.2.....	Caleb Thielbar.....	2009
9.	85.1.....	Trevor Schulte.....	1994
10.	84.0.....	Alex Oberle/Blake Treinen.....	2011

CAREER

1.	326.2.....	Adam Bray.....	2012-15
2.	299.1.....	Stephen Bougher.....	2010-13
3.	274.0.....	Caleb Thielbar.....	2006-09
4.	270.2.....	Ryan Froom.....	2014-19
5.	218.1.....	Trevor Schulte.....	1991-94
6.	215.0.....	Layne Somsen.....	2009-13
7.	210.2.....	Billy McMacken.....	1987-90
8.	210.1.....	Tim Sweeney.....	1972-75
9.	204.1.....	Nic McCay.....	2019-present
10.	201.2.....	Chad Coley.....	1990-93

STRIKEOUTS

SEASON

1.	100.....	Trevor Schulte.....	1994
	100.....	Caleb Thielbar.....	2009
3.	95.....	Adam Bray.....	2014
4.	92.....	Tyler Olmstead.....	2019
5.	91.....	Layne Somsen.....	2013
6.	88.....	Adam Mazur.....	2021
7.	84.....	Peter Torgerson.....	1989
	84.....	Blake Treinen.....	2011
9.	83.....	Nic McCay.....	2019
10.	82.....	Blake Treinen.....	2010

RECORD BOOK

STRIKEOUTS

CAREER

1.	264	Adam Bray	2012-15
2.	231	Nic McCay	2019-present
3.	226	Trevor Schulte	1991-94
4.	196	Caleb Thielbar	2006-09
5.	191	Stephen Bougher	2010-13
	191	Ryan Bourassa	2021-23
7.	180	Layne Somsen	2009-13
8.	178	Tyler Olmstead	2017-21
9.	176	Ryan Froom	2014-19
10.	175	Jon Maras	1989-92

EARNED RUN AVERAGE

SEASON

(minimum 30 innings pitched)

1.	0.49	Bob Ehrke	1954
2.	1.29	Bob Ehrke	1952
3.	1.31	Bret Barnett	2019
4.	1.34	Charles Risse	1960
5.	1.45	Trever Vermeulen	2010
6.	1.67	Brett Mogen	2019
7.	1.85	Wade Adamson	1977
8.	1.87	Layne Somsen	2013
9.	1.89	Don Larson	1961
	1.89	Craig O'Hearn	1975

CAREER

(minimum 90 innings)

1.	2.09	Bob Ehrke	1954-56
2.	2.33	Don Jorgenson	1954-56
3.	2.50	Trever Vermeulen	2008-11
4.	2.52	Bernie Van Essen	1964-66
5.	2.73	Steve Mousel	1971-74
6.	2.80	Charles Risse	1959-60
	2.80	Don Frank	1957-59
8.	2.90	Jim Langer	1969-70
9.	2.92	Wade Adamson	1976-78
10.	3.05	Howie Rice	1958-60

SAVES

SEASON

1.	13	J.D. Moore	2013
2.	10	Trever Vermeulen	2010
	10	Trever Vermeulen	2011
	10	Chris Halbur	2017
5.	9	Gary Olechoski	2006
	9	Jacob Kougl	2007
7.	8	J.D. Moore	2014
	8	Ryan Bourassa	2023
9.	7	Kirby Morsching	2008
	7	Bret Barnett	2019
	7	Bret Barnett	2022

CAREER

1.	32	J.D. Moore	2012-15
2.	23	Trever Vermeulen	2008-11
3.	18	Bret Barnett	2018-22
4.	15	Ryan Bourassa	2021-23
5.	14	Gary Olechoski	2003-06
6.	12	Chris Halbur	2016-17
7.	11	Bruce Mogen	1983-86
8.	10	Chad Coley	1990-93
9.	9	Ryan Sauter	2000-03
	9	Jacob Kougl	2007

COMPLETE GAMES

SEASON

1.	9	Bob Reeves	1987
	9	Trevor Schulte	1994
3.	8	Jon Maras	1990
4.	7	Brian Price	1988
	7	Pete Torgerson	1989
	7	Greg Kallevig	1984
	7	Chad Danielson	1996
	7	Greg Kallevig	1985
	7	Jeff Wolfswinkle	1982
	7	Dane Kallevig	1988

CAREER

1.	20	Bob Reeves	1984-87
2.	19	Greg Kallevig	1983-85
3.	18	Tim Buterbaugh	1998-2000
4.	17	Trevor Schulte	1991-94
5.	16	Dane Kallevig	1987-89
6.	15	Jon Maras	1989-92
7.	14	Tom Mousel	1999-2002
8.	13	Billy McMacken	1987-90
9.	12	Ed Maras	1964-66
10.	11	Chad Danielson	1995-96

WINNING PERCENTAGE

SEASON

(minimum seven decisions)

1.	.971 (11-1)	Trevor Schulte	1994
2.	.900 (10-1)	Trever Vermeulen	2010
3.	.889 (8-1)	Mark Hofer	1984
	.889 (8-1)	Chad Coley	1993
5.	.875 (7-1)	Rob Hirschhoff	2001
	.875 (7-1)	Pete Torgerson	1989
	.875 (7-1)	Blake Treinen	2010
	.875 (7-1)	Kolton Emery	2011
9.	.857 (6-1)	Paul Sanow	1999
	.857 (6-1)	Nic McCay	2019

CAREER

(minimum 10 wins)

1.	.839 (26-5)	Trevor Schulte	1991-94
2.	.824 (14-3)	John Semar	1993-94
3.	.800 (12-3)	Bernie Van Essen	1964-66
4.	.778 (14-4)	Blake Treinen	2010-11
5.	.739 (17-6)	Mark Hofer	1981-84
6.	.737 (14-5)	Nic McCay	2019-present
7.	.722 (13-5)	Bob Reeves	1984-86
8.	.706 (12-5)	Charles Risse	1958-60
9.	.700 (21-9)	Chad Coley	1990-93
10.	.696 (16-7)	Terry VanEngelenhoven	1991-94

STRIKEOUTS PER 9 INNINGS

SEASON

(minimum 30 innings pitched)

1.	13.84	Ryan Bourassa	2023
2.	13.82	Ryan Bourassa	2021
3.	13.80	Bret Barnett	2022
4.	13.60	Ryan Bourassa	2022
5.	13.09	Brady Stover	2018
6.	12.86	Bob Ehrke	1953
7.	12.71	Nic McCay	2024

8.	12.32	Bret Barnett	2019
	12.32	Alex Clemons	2023
10.	11.64	Adam Mazur	2021

CAREER

(minimum 60 innings pitched)

1.	13.99	Eli Sundquist	2020-23
2.	13.75	Ryan Bourassa	2021-23
3.	12.35	Alex Clemons	2022-present
4.	11.88	Bret Barnett	2018-22
5.	11.40	Pete Torgerson	1989
6.	10.80	Adam Mazur	2020-21
7.	10.22	Brady Stover	2017-20
8.	10.17	Nic McCay	2019-present
9.	9.99	Dick Barnes	1964-66
10.	9.70	Bob Ehrke	1952-54

GAMES STARTED

SEASON

1.	16	Francisco Torres	2005
	16	Brady Moxham	2018
3.	15	Caleb Thielbar	2007
	15	Matt Bowman	2007
	15	Adam Bray	2014
	15	Andrew Clemen	2016
	15	Ryan Froom	2019
7.	14	Several players, including: Nic McCay	2019/2022

CAREER

1.	51	Adam Bray	2012-15
2.	49	Ryan Froom	2014-19
3.	48	Stephen Bougher	2010-13
4.	44	Caleb Thielbar	2006-09
5.	39	Billy McMacken	1987-90
6.	38	Layne Somsen	2009-13
	38	Nic McCay	2019-present
8.	34	Kolton Emery	2011-14
9.	33	Trevor Schulte	1991-94
	33	Tom Mousel	1999-2002



TREVER VERMEULEN led the team in saves three times from 2009-11, finishing with a then-school-record 23 career saves. He also set the single-season mark (since broken) with 10 saves in both 2010 and 2011.

2024 JACKRABBIT BASEBALL SEASON/CAREER HIGHS



REECE ANDERSON

6-1, 200, Sr.

Outfielder

Johnston, Iowa

Johnston H.S.

SEASON HIGHS

At-Bats: 6, vs. Northern Colorado, 3-29-2024 [Game 1], and at Omaha, 4-14-2024

Runs: 4, at Omaha, 4-13-2024

Hits: 3, four times (last: vs. St. Thomas, 4-21-2024 [Game 1])

RBI: 4, at Omaha, 4-14-2024

Doubles: 1, four times (last: vs. St. Thomas, 4-21-2024 [Game 1])

Triples: 1, at Dayton, 3-8-2024 [Game 2], and at Minnesota, 4-17-2024

Home Runs: 1, three times (last: at Omaha, 4-14-2024)

Bases on Balls: 1, 10 times (last: vs. Oral Roberts, 4-27-2024 [Game 1])

Strikeouts: 3, vs. Oral Roberts, 4-27-2024 [Game 2]

Stolen Bases: 1, at North Dakota State, 4-5-2024

Putouts: 5, at Dayton, 3-9-2024, and at North Dakota State, 4-6-2024 [Game 1]

Assists: 1, vs. St. Thomas, 4-21-2024 [Game 1]

Errors: 1, vs. Northern Colorado, 3-28-2024, and vs. Oral Roberts, 4-27-2024 [1]

CAREER HIGHS

At-Bats: 6, six times (last: at Omaha, 4-14-2024)

Runs: 4, at Omaha, 4-13-2024

Hits: 4, vs. Northern Colorado, 5-14-23 [Game 2]

RBI: 4, at Omaha, 4-14-2024

Doubles: 1, 13 times (last: vs. St. Thomas, 4-21-2024 [Game 1])

Triples: 1, three times (last: at Minnesota, 4-17-2024)

Home Runs: 1, eight times (last: at Omaha, 4-14-2024)

Bases on Balls: 3, at Northern Colorado, 3-24-2023 [Game 2], and vs. Northern Colorado, 5-14-2023 [Game 1]

Strikeouts: 3, five times (last: vs. Oral Roberts, 4-27-2024 [Game 2])

Stolen Bases: 2, at Northwestern State, 3-18-2022, and at Omaha, 5-6-2022

Putouts: 7, at Nebraska, 4-26-2023, and at Minnesota, 5-16-2023

Assists: 1, six times (last: vs. St. Thomas, 4-21-2024 [Game 1])

Errors: 1, eight times (last: vs. Oral Roberts, 4-27-2024 [Game 1])



REECE ARBOGAST

5-8, 200, Jr.

Left-Handed Pitcher

Sioux Falls, South Dakota

O'Gorman H.S.

SEASON HIGHS

Innings Pitched: 6.2, at Oral Roberts, 3-17-2024

Hits Allowed: 8, at SIU-Edwardsville, 3-2-2024 [Game 2]

Runs Allowed: 6, at North Dakota State, 4-6-2024 [Game 1]

Bases on Balls: 2, at Oral Roberts, 3-17-2024, and at North Dakota State, 4-6-2024 [Game 1]

Hit Batters: 1, at Omaha, 4-13-2024

Strikeouts: 4, at Oral Roberts, 3-17-2024

Doubles Allowed: 1, four times (last: vs. Northern Colorado, 3-28-2024)

Triples Allowed: 1, at Omaha, 4-13-2024

Home Runs Allowed: 2, at Omaha, 4-13-2024

Wild Pitches: 1, vs. Northern Colorado, 3-28-2024

Putouts: N/A

Assists: N/A

Errors: N/A

CAREER HIGHS

Innings Pitched: 6.2, at Oral Roberts, 3-17-2024

Hits Allowed: 9, at Utah Tech, 3-3-2023

Runs Allowed: 7, at Utah Tech, 3-3-2023

Bases on Balls: 3, at Oral Roberts, 4-29-2023

Hit Batters: 1, six times (last: at Omaha, 4-13-2024)

Strikeouts: 7, at Little Rock, 2-17-2023

Doubles Allowed: 2, five times (last: at North Dakota State, 5-24-2023)

Triples Allowed: 1, at Northern Colorado, 4-17-2022, and at Omaha, 4-13-2024

Home Runs Allowed: 2, three times (last: at Omaha, 4-13-2024)

Wild Pitches: 1, 10 times (last: vs. Northern Colorado, 3-28-2024)

Putouts: N/A

Assists: 3, vs. St. Thomas, 4-23-2023 [Game 1]

Errors: 1, at Northern Colorado, 3-24-2023 [Game 1]



JESS BELLOWES

5-10, 190, Jr.

Outfielder

Miles City, Montana

Custer County District H.S.

SEASON HIGHS

At-Bats: 5, seven times (last: at Omaha, 4-14-2024)

Runs: 2, at Dayton, 3-9-2024

Hits: 3, vs. Northern Colorado, 3-29-2024 [Game 1]

RBI: 2, at New Mexico, 2-24-2024 [Game 1]

Doubles: 1, seven times (last: at Omaha, 4-14-2024)

Triples: 1, at Dayton, 3-9-2024

Home Runs: 1, at Dayton, 3-8-2024 [Game 1]

Total Bases: 4, at Dayton, 3-8-2024 [Game 1], and vs. Northern Colorado, 3-29-2024 [Game 1]

Bases on Balls: 1, eight times (last: vs. St. Thomas, 4-20-2024)

Strikeouts: 2, five times (last: vs. St. Thomas, 4-20-2024)

Hit By Pitch: 2, at New Mexico State, 2-19-2024

Sacrifice Hits: 1, at Dayton, 3-10-2024, and at Omaha, 4-12-2024

Sacrifice Flies: 1, three times (last: vs. St. Thomas, 4-21-2024 [Game 2])

Stolen Bases: 2, at New Mexico State, 2-18-2024

Putouts: 5, at Creighton, 3-19-2024

Assists: 1, at Dayton, 3-8-2024 [Game 1], and at Oral Roberts, 3-15-2024

Errors: 1, at Oral Roberts, 3-15-2024, and vs. Northern Colorado, 3-29-2024 [Game 1]

CAREER HIGHS

At-Bats: 6, at Northern Colorado, 3-26-23, and at Briar Cliff, 4-11-2023

Runs Scored: 4, at Northern Colorado, 2-28-2021

Hits: 4, vs. Northern Colorado, 5-14-23 [Game 2]

RBI: 4, at Northern Colorado, 3-24-23 [Game 2], and at Nebraska, 4-26-2023

Doubles: 2, at Little Rock, 2-19-2023

Triples: 1, three times (last: at Dayton, 3-9-2024)

Home Runs: 1, three times (last: at Dayton, 3-8-2024 [Game 1])

Total Bases: 7, vs. Oral Roberts, 5-27-2023

Bases on Balls: 2, four times (last: at Utah Tech, 3-5-2023)

Hit By Pitch: 2, four times (last: at Minnesota, 5-16-2023)

Sacrifice Hits: 2, at North Dakota State, 5-26-2023

Sacrifice Flies: 1, six times (last: vs. St. Thomas, 4-21-2024 [Game 2])

Stolen Bases: 2, at New Mexico State, 2-18-2024

Putouts: 5, at North Dakota State, 5-26-2023, and at Creighton, 3-19-2024

Assists: 3, at Omaha, 3-21-2021

Errors: 2, at Omaha, 3-20-2021, and vs. Purdue, 2-19-2022 [Game 1]

2024 JACKRABBIT BASEBALL SEASON/CAREER HIGHS



ADAM BENES
5-11, 195, Jr.
Infielder/Outfielder
Longmont, Colorado
Longmont H.S.

SEASON HIGHS

At-Bats: 5, at New Mexico State, 2-19-2024
Runs: 2, at New Mexico, 2-23-2024
Hits: 1, seven times (last: vs. Northwestern (Iowa), 4-9-2024)
RBIs: 2, at Creighton, 3-19-2024
Doubles: 1, at North Dakota State, 4-5-2024
Triples: N/A
Home Runs: N/A
Bases on Balls: 1, nine times (last: vs. St. Thomas, 4-21-2024 [Game 2])
Strikeouts: 2, four times (last: at Dayton, 3-10-2024)
Stolen Bases: 1, at New Mexico, 2-23-2024
Sacrifice Bunts: 1, at New Mexico, 2-23-2024
Sacrifice Flies: N/A
Putouts: 12, at New Mexico State, 2-19-2024
Assists: 2, vs. Northwestern (Iowa), 4-9-2024
Errors: 1, vs. St. Thomas, 4-21-2024 [Game 1], and vs. St. Thomas, 4-21-2024 [Game 2]

CAREER HIGHS

At-Bats: 5, at Little Rock, 2-19-2023, and at New Mexico State, 2-19-2024
Runs: 2, five times (last: at New Mexico, 2-23-2024)
Hits: 2, six times (last: at North Dakota State, 5-20-2023)
RBIs: 3, at Utah Tech, 3-3-23, and vs. Omaha, 4-14-2023
Doubles: 1, three times (last: at North Dakota State, 4-5-2024)
Triples: N/A
Home Runs: 1, three times (last: vs. Omaha, 4-14-2023)
Bases on Balls: 3, at Western Illinois, 4-9-2023
Strikeouts: 3, three times (last: vs. Omaha, 4-16-2023 [Game 1])
Stolen Bases: 1, at Western Kentucky, 3-12-2023, and at New Mexico, 2-23-2024
Sacrifice Bunts: 1, three times (last: at New Mexico, 2-23-2024)
Sacrifice Flies: 1, three times (last: at Western Illinois, 4-9-2023)
Putouts: 12, at New Mexico State, 2-19-2024
Assists: 5, at Northern Colorado, 4-15-2022
Errors: 1, six times (last: vs. St. Thomas, 4-21-2024 [Game 2])



OWEN BISHOP
6-2, 190, Jr.
Pitcher
Arlington, Washington
Arlington H.S.

SEASON HIGHS (PITCHING/DEFENSE)

Innings Pitched: 3.2, vs. Oral Roberts, 4-27-2024 [Game 1]
Hits Allowed: 6, at New Mexico, 2-23-2024
Runs Allowed: 5, at New Mexico, 2-23-2024, and vs. Oral Roberts, 4-27-2024 [Game 1]
Earned Runs Allowed: 5, vs. Oral Roberts, 4-27-2024 [Game 1]
Bases on Balls: 3, at New Mexico, 2-23-2024
Hit Batters: 1, at New Mexico State, 2-18-2024
Strikeouts: 3, vs. St. Thomas, 4-21-2024 [Game 2]
Doubles Allowed: 2, at New Mexico, 2-23-2024

Triples Allowed: N/A

Home Runs Allowed: 1, vs. St. Thomas, 4-21-2024 [Game 2]

Wild Pitches: N/A

Putouts: 1, vs. St. Thomas, 4-21-2024 [Game 2]

Assists: N/A


Errors: N/A

CAREER PITCHING HIGHS

Innings Pitched: 8.1, at St. Thomas, 4-3-2022 [Game 2]
Hits Allowed: 9, vs. Western Illinois, 4-10-2022
Runs Allowed: 7, at Kansas State, 3-10-2021, and at Evansville, 4-4-2021
Bases on Balls: 4, at Oral Roberts, 3-27-2022
Hit Batters: 2, at Omaha, 3-21-2021
Strikeouts: 8, at Incarnate Word, 2-25-2022 [Game 2], and vs. St. Thomas, 5-15-2022 [Game 2]
Doubles Allowed: 3, at Northern Colorado, 2-28-2021, and at Evansville, 4-4-2021
Triples Allowed: 1, three times (last: at Northwestern State, 3-17-2022)
Home Runs Allowed: 2, at Kansas State, 3-10-2021
Wild Pitches: 3, vs. Omaha, 4-11-2021 [Game 2]

CAREER HITTING/DEFENSE HIGHS

At-Bats: 6, at Oral Roberts, 3-25-2022
Runs: 1, four times (last: at St. Thomas, 4-2-2022)
Hits: 3, at Northwestern State, 3-19-2022 [Game 2]
RBIs: 3, at Northwestern State, 3-19-2022 [Game 2]
Doubles: 1, three times (last: at Oral Roberts, 3-25-2022)
Triples: N/A
Home Runs: 1, at St. Thomas, 4-2-2022
Bases on Balls: 1, four times (last: vs. Omaha, 4-10-2021 [Game 1])
Strikeouts: 3, at Omaha, 3-20-2021
Stolen Bases: 1, vs. Omaha, 4-10-2021 [Game 1]
Putouts: 10, at Omaha, 3-20-2021
Assists: 2, three times (last: vs. Oral Roberts, 5-20-2022)
Errors: 1, four times (last: at Oral Roberts, 3-27-2022)



DAVIS CARR
6-2, 185, Jr.
Catcher
Keller, Texas
Atascocita H.S.
Walla Walla CC

SEASON/CAREER HIGHS

At-Bats: 5, at New Mexico State, 2-19-2024, and vs. St. Thomas, 4-20-2024
Runs: 2, at Oral Roberts, 3-16-2024
Hits: 2, four times (last: at Omaha, 4-12-2024)
RBIs: 3, three times (last: at New Mexico, 2-23-2024)
Doubles: 1, four times (last: vs. Northern Colorado, 3-29-2024 [Game 1])
Triples: N/A
Home Runs: 1, at New Mexico State, 2-17-2024, and at New Mexico State, 2-19-2024
Bases on Balls: 2, at SIU-Edwardsville, 3-2-2024 [Game 1]
Strikeouts: 4, at Dayton, 3-8-2024 [Game 1]
Stolen Bases: 1, at New Mexico, 2-23-2024
Sacrifice Bunts: N/A
Sacrifice Flies: 1, at New Mexico State, 2-17-2024
Putouts: 15, vs. Northern Colorado, 3-29-2024 [Game 1]
Assists: 4, vs. Oral Roberts, 4-27-2024 [Game 2]
Errors: 2, at New Mexico State, 2-19-2024

2024 JACKRABBIT BASEBALL SEASON/CAREER HIGHS



ALEX CLEMONS
6-1, 215, Jr.
Right-Handed Pitcher
Bettendorf, Iowa
Pleasant Valley H.S.

SEASON HIGHS

Innings Pitched: 3.0, at Omaha, 4-14-2024
Hits Allowed: 3, vs. St. Thomas, 4-20-2024
Runs Allowed: 6, vs. Northern Colorado, 3-29-2024 [Game 1]
Earned Runs Allowed: 6, vs. Northern Colorado, 3-29-2024 [Game 1]
Bases on Balls: 7, at New Mexico State, 2-18-2024
Hit Batters: 1, vs. Northern Colorado, 3-29-2024 [Game 1]
Strikeouts: 5, at Dayton, 3-8-2024 [Game 1]
Doubles Allowed: 2, vs. Oral Roberts, 4-27-2024 [Game 2]
Triples Allowed: N/A
Home Runs Allowed: 1, at Dayton, 3-8-2024 [Game 1]
Wild Pitches: 3, at New Mexico State, 2-18-2024
Putouts: N/A
Assists: 2, at SIU-Edwardsville, 3-2-2024 [Game 2]
Errors: N/A

CAREER HIGHS

Innings Pitched: 3.0, vs. Omaha, 4-16-23 [Game 1], and at Omaha, 4-14-2024
Hits Allowed: 4, three times (last: at North Dakota State, 5-18-2023)
Runs Allowed: 6, vs. Northern Colorado, 3-29-2024 [Game 1]
Earned Runs Allowed: 6, vs. Northern Colorado, 3-29-2024 [Game 1]
Bases on Balls: 7, at New Mexico State, 2-18-2024
Hit Batters: 2, vs. Purdue, 2-19-2022 [Game 2], and at Western Illinois, 4-9-2023
Strikeouts: 5, three times (last: at Dayton, 3-8-2024 [Game 1])
Doubles Allowed: 2, at Northern Colorado, 3-24-2023 [Game 1], and vs. Oral Roberts, 4-27-2024 [Game 2]
Triples Allowed: 1, at North Dakota State, 5-18-2023
Home Runs Allowed: 2, at Western Kentucky, 3-11-2023
Wild Pitches: 3, at Minnesota, 3-2-2022, and at New Mexico State, 2-18-2024
Putouts: 1, three times (last: at Northwestern State, 3-19-2022 [Game 2])
Assists: 2, at Central Arkansas, 3-5-2022, and at SIU-Edwardsville, 3-2-2024
Errors: N/A



DYLAN DRIESSEN
6-3, 220, So.
Right-Handed Pitcher
Omaha, Nebraska
Millard West H.S.


SEASON HIGHS

Innings Pitched: 4.1, at New Mexico State, 2-19-2024, and vs. St. Thomas, 4-21-2024 [Game 2]
Hits Allowed: 5, vs. Northern Colorado, 3-29-2024 [Game 1]
Runs Allowed: 6, at Omaha, 4-13-2024
Earned Runs Allowed: 6, at Omaha, 4-13-2024
Bases on Balls: 7, at New Mexico State, 2-19-2024
Hit Batters: 2, at North Dakota State, 4-5-2024
Strikeouts: 5, at New Mexico State, 2-19-2024
Doubles Allowed: 1, four times (last: at Omaha, 4-13-2024)
Triples Allowed: N/A
Home Runs Allowed: 1, vs. Northern Colorado, 3-29-2024 [Game 1]

Wild Pitches: 2, at New Mexico State, 2-18-2024, and at Omaha, 4-13-2024
Putouts: 1, at New Mexico, 2-23-2024, and at North Dakota State, 4-6-2024 [Game 2]
Assists: 2, at New Mexico State, 2-19-2024
Errors: 2, at New Mexico State, 2-19-2024

CAREER HIGHS

Innings Pitched: 4.1, at New Mexico State, 2-19-2024, and vs. St. Thomas, 4-21-2024 [Game 2]
Hits Allowed: 7, vs. Oral Roberts, 5-27-2023
Runs Allowed: 6, vs. Northwestern (Iowa), 4-18-2023, and at Omaha, 4-13-2024
Earned Runs Allowed: 6, at Omaha, 4-13-2024
Bases on Balls: 7, at New Mexico State, 2-19-2024
Hit Batters: 2, at North Dakota State, 4-5-2024
Strikeouts: 6, at Utah Tech, 3-4-23 [Game 2], and vs. Oral Roberts, 5-27-23
Doubles Allowed: 3, vs. Oral Roberts, 5-27-23
Triples Allowed: N/A
Home Runs Allowed: 1, three times (last: vs. Northern Colorado, 3-29-2024 [Game 1])
Wild Pitches: 2, at Utah Tech, 3-4-23 [Game 2], and at New Mexico State, 2-19-2024
Putouts: 1, at New Mexico, 2-23-2024, and at North Dakota State, 4-6-2024 [Game 2]
Assists: 2, at New Mexico State, 2-19-2024
Errors: 2, at New Mexico State, 2-19-2024



CAEL FROST
5-11, 195, Jr.
Outfielder
Gilbertville, Iowa
Don Bosco H.S.
Kirkwood CC

SEASON/CAREER HIGHS

At-Bats: 6, at New Mexico, 2-23-2024
Runs: 3, at North Dakota State, 4-6-2024 [Game 2]
Hits: 3, seven times (last: vs. St. Thomas, 4-21-2024 [Game 2])
RBIs: 5, vs. Northern Colorado, 3-29-2024 [Game 2]
Doubles: 2, at New Mexico, 2-24-2024 [Game 1]
Triples: N/A
Home Runs: 2, at Omaha, 4-12-2024
Total Bases: 8, at Omaha, 4-12-2024
Bases on Balls: 3, at Oral Roberts, 3-16-2024
Strikeouts: 4, vs. Northern Colorado, 3-29-2024 [Game 1]
Stolen Bases: 1, vs. St. Thomas, 3-22-2024
Sacrifice Bunts: N/A
Sacrifice Flies: 1, at Dayton, 3-8-2024 [Game 2], and vs. Northern Colorado, 3-29-2024 [Game 2]
Putouts: 4, at North Dakota State, 4-5-2024
Assists: 1, at Kansas State, 3-13-2024, and at North Dakota State, 4-6-2024 [Game 1]
Errors: 1, at New Mexico State, 2-17-2024

2024 JACKRABBIT BASEBALL SEASON/CAREER HIGHS



JAYDEN GIBSON
6-0, 200, Grad.
Catcher
Grinnell, Iowa
Grinnell H.S.
Parkland CC

SEASON HIGHS

At-Bats: 2, at New Mexico State, 2-16-2024
Strikeouts: 1, at New Mexico State, 2-16-2024
Putouts: 4, at New Mexico State, 2-16-2024




JAKE GOBLE
6-5, 235, Jr.
Right-Handed Pitcher
Rapid City, South Dakota
St. Thomas More H.S.

SEASON HIGHS

Innings Pitched: 8.0, at SIU-Edwardsville, 3-2-2024 [Game 1]
Hits Allowed: 14, vs. Northern Colorado, 3-29-2024 [Game 2]
Runs Allowed: 14, vs. Northern Colorado, 3-29-2024 [Game 2]
Earned Runs Allowed: 9, vs. Northern Colorado, 3-29-2024 [Game 2]
Bases on Balls: 4, at Dayton, 3-9-2024, and vs. St. Thomas, 3-23-2024
Hit Batters: 2, at Omaha, 3-14-2024
Strikeouts: 8, at SIU-Edwardsville, 3-2-2024 [Game 1]
Doubles Allowed: 6, vs. Northern Colorado, 3-29-2024 [Game 2]
Triples Allowed: 1, at New Mexico, 2-24-2024 [Game 1], and vs. St. Thomas, 3-23-2024
Home Runs Allowed: 2, vs. Northern Colorado, 3-29-2024 [Game 2], and at Omaha, 4-14-2024
Wild Pitches: 4, at North Dakota State, 4-6-2024 [Game 2]
Putouts: 1, at Dayton, 3-9-2024
Assists: 1, at New Mexico State, 2-17-2024, and vs. Northern Colorado, 3-29-2024 [Game 2]
Errors: 1, four times (last: at North Dakota State, 4-6-2024 [Game 2])

CAREER HIGHS

Innings Pitched: 8.0, at SIU-Edwardsville, 3-2-2024 [Game 1]
Hits Allowed: 14, vs. Northern Colorado, 3-29-2024 [Game 2]
Runs Allowed: 14, vs. Northern Colorado, 3-29-2024 [Game 2]
Earned Runs Allowed: 9, vs. Northern Colorado, 3-29-2024 [Game 2]
Bases on Balls: 4, at Dayton, 3-9-2024, and vs. St. Thomas, 3-23-2024
Hit Batters: 3, at Northern Colorado, 3-24-2023 [Game 2]
Strikeouts: 8, at SIU-Edwardsville, 3-2-2024 [Game 1]
Doubles Allowed: 6, vs. Northern Colorado, 3-29-2024 [Game 2]
Triples Allowed: 1, four times (last: vs. St. Thomas, 3-23-2024)
Home Runs Allowed: 2, three times (last: at Omaha, 4-14-2024)
Wild Pitches: 4, at North Dakota State, 4-6-2024 [Game 2]
Putouts: 3, vs. St. Thomas, 4-23-2023 [Game 2]
Assists: 2, three times (last: vs. St. Thomas, 4-23-2023 [Game 2])
Errors: 1, six times (last: at North Dakota State, 4-6-2024 [Game 2])



BRADY HAWKINS
6-3, 225, Jr.
Right-Handed Pitcher
Mitchell, South Dakota
Ethan H.S.

SEASON HIGHS

Innings Pitched: 2.0, at Creighton, 3-19-2024, and vs. St. Thomas, 3-23-2024
Hits Allowed: 4, at Omaha, 4-13-2024, and at Minnesota, 4-17-2024
Runs Allowed: 7, at Minnesota, 4-17-2024
Earned Runs Allowed: 2, three times (last: at Minnesota, 4-17-2024)
Bases on Balls: 2, at Minnesota, 4-17-2024
Hit Batters: 2, at North Dakota State, 4-5-2024
Strikeouts: 1, five times (last: vs. Northern Colorado, 3-28-2024)
Doubles Allowed: 1, at Creighton, 3-19-2024, and at Omaha, 4-13-2024
Triples Allowed: N/A
Home Runs Allowed: 1, four times (last: at Minnesota, 4-17-2024)
Wild Pitches: 1, at Minnesota, 4-17-2024
Putouts: N/A
Assists: 1, vs. St. Thomas, 3-23-2024
Errors: N/A

CAREER HIGHS

Innings Pitched: 4.0, at Utah Tech, 3-4-2023 [Game 2], and at Purdue, 5-5-2023
Hits Allowed: 9, at Western Kentucky, 3-11-2023
Runs Allowed: 7, at Minnesota, 4-17-2024
Earned Runs Allowed: 5, at Little Rock, 2-19-23
Bases on Balls: 4, at Utah Tech, 3-4-2023 [Game 2], and at Oral Roberts, 4-28-2023
Hit Batters: 2, at North Dakota State, 4-5-2024
Strikeouts: 5, vs. Dakota Wesleyan, 4-19-2022
Doubles Allowed: 3, at Iowa, 3-19-2023 [Game 2]
Triples Allowed: N/A
Home Runs Allowed: 2, at Western Kentucky, 3-11-2023
Wild Pitches: 1, seven times (last: at Minnesota, 4-17-2024)
Putouts: 1, at Little Rock, 2-19-2023, and at Western Kentucky, 3-11-2023
Assists: 1, five times (last: vs. St. Thomas, 3-23-2024)
Errors: N/A



COHEN HENRY
6-2, 200, Fr.
Outfielder
Sioux Falls, South Dakota
Jefferson H.S.

SEASON/CAREER HIGHS

At-Bats: 3, four times (last: at Creighton, 3-19-2024)
Runs: 1, four times (last: at Minnesota, 4-17-2024)
Hits: 2, at New Mexico, 2-24-2024 [Game 2]
RBIs: 1, at New Mexico State, 2-18-2024
Triples: 1, at New Mexico, 2-24-2024 [Game 2]
Total Bases: 4, at New Mexico, 2-24-2024
Bases on Balls: 2, vs. Northwestern (Iowa), 4-9-2024
Strikeouts: 3, at Creighton, 3-19-2024
Sacrifice Bunts: 1, at New Mexico, 2-23-2024
Putouts: 4, at SIU-Edwardsville, 3-1-2024


2024 JACKRABBIT BASEBALL SEASON/CAREER HIGHS



CHARLIE JACOBSON
6-6, 230, R-Fr.
Left-Handed Pitcher
Marshall, Minnesota
Marshall H.S.

SEASON/CAREER HIGHS

Innings Pitched: 1.1, at New Mexico, 2-24-2024 [Game 2]
Hits Allowed: 2, at New Mexico, 2-24-2024 [Game 2], and at Dayton, 3-8-2024 [Game 2]
Runs Allowed: 3, at New Mexico, 2-24-2024 [Game 2], and at Dayton, 3-8-2024 [Game 2]
Earned Runs Allowed: 3, at New Mexico, 2-24-2024 [Game 2], and at Dayton, 3-8-2024 [Game 2]
Bases on Balls: 4, at New Mexico, 2-24-2024 [Game 2]
Hit Batters: 1, at New Mexico State, 2-17-2024, and at Dayton, 3-8-2024 [Game 2]
Strikeouts: 1, three times (last: at Dayton, 3-8-2024 [Game 2])
Doubles Allowed: 1, at Dayton, 3-8-2024 [Game 2]
Triples Allowed: N/A
Home Runs Allowed: 1, at New Mexico, 2-24-2024 [Game 2]
Wild Pitches: N/A
Putouts: 1, at New Mexico State, 2-17-2024
Assists: N/A
Errors: N/A



WILL KENT
6-1, 185, Sp.
Right-Handed Pitcher
Rosemount, Minnesota
Rosemount H.S.

SEASON HIGHS

Innings Pitched: 5.0, vs. Northwestern (Iowa), 4-9-2024
Hits Allowed: 8, at New Mexico, 2-24-2024 [Game 2]
Runs Allowed: 8, at Kansas State, 3-13-2024
Earned Runs Allowed: 6, at New Mexico, 2-24-2024 [Game 2]
Bases on Balls: 5, at Kansas State, 3-13-2024
Hit Batters: 3, at New Mexico, 2-24-2024 [Game 2], and at Dayton, 3-8-2024 [Game 2]
Strikeouts: 6, at New Mexico State, 2-18-2024, and vs. Northwestern (Iowa), 4-9-2024
Doubles Allowed: 2, three times (last: at Minnesota, 4-17-2024)
Triples Allowed: 1, at Kansas State, 3-13-2024, and vs. Oral Roberts, 4-27-2024 [1]
Home Runs Allowed: 1, at New Mexico, 2-24-2024 [Game 2], and vs. Northern Colorado, 3-29-2024 [Game 2]
Wild Pitches: 2, at New Mexico State, 2-18-2024, and at Dayton, 3-8-2024 [Game 2]
Putouts: 1, vs. Oral Roberts, 4-27-2024 [Game 1]
Assists: 1, three times (last: vs. Northwestern (Iowa), 4-9-2024)
Errors: N/A

CAREER HIGHS

Innings Pitched: 5.2, at Nebraska, 4-26-2023
Hits Allowed: 8, at New Mexico, 2-24-2024 [Game 2]
Runs Allowed: 8, at Minnesota, 5-16-2023, and at Kansas State, 3-13-2024
Earned Runs Allowed: 8, at Minnesota, 5-16-2023
Bases on Balls: 5, at Western Illinois, 4-8-2023, and at Kansas State, 3-13-2024

Hit Batters: 3, at New Mexico, 2-24-2024 [Game 2], and at Dayton, 3-8-2024 [Game 2]
Strikeouts: 6, at New Mexico State, 2-18-2024, and vs. Northwestern (Iowa), 4-9-2024
Doubles Allowed: 2, four times (last: at Minnesota, 4-17-2024)
Triples Allowed: 1, at Kansas State, 3-13-2024
Home Runs Allowed: 1, three times (last: vs. Northern Colorado, 3-29-2024 [Game 2])
Wild Pitches: 3, at Utah Tech, 3-3-23
Putouts: 1, at Nebraska, 4-26-23, and vs. Oral Roberts, 4-27-2024 [Game 1]
Assists: 1, four times (last: vs. Northwestern (Iowa), 4-9-2024)
Errors: N/A



ALEX KOEP
5-10, 195, Grad.
Left-Handed Pitcher
Parkers Prairie, Minnesota
Parkers Prairie H.S.
Minnesota Crookston

SEASON/CAREER HIGHS

Innings Pitched: 4.0, at New Mexico, 2-22-2024
Hits Allowed: 4, at New Mexico, 2-22-2024
Runs Allowed: 4, at New Mexico State, 2-17-2024
Earned Runs Allowed: 4, at New Mexico State, 2-17-2024
Bases on Balls: 3, at New Mexico State, 2-17-2024
Hit Batters: 2, at New Mexico State, 2-17-2024, and at Dayton, 3-8-2024 [Game 1]
Strikeouts: 5, at New Mexico State, 2-17-2024
Doubles Allowed: 2, at New Mexico State, 2-17-2024
Triples Allowed: 1, three times (last: vs. St. Thomas, 3-23-2024)
Home Runs Allowed: 1, vs. Northern Colorado, 3-29-2024 [Game 2]
Wild Pitches: 1, at New Mexico State, 2-17-2024, and at New Mexico, 2-22-2024
Putouts: 1, vs. Northern Colorado, 3-29-2024 [Game 2]
Assists: N/A
Errors: N/A



TYSON KOHEL
5-10, 175, Fr.
Infielder
Sioux Falls, South Dakota
Harrisburg H.S.

SEASON HIGHS

At-Bats: 1, at Dayton, 3-10-2024, and at Kansas State, 3-13-2024
Bases on Balls: 1, vs. Northern Colorado, 3-29-2024 [Game 1]
Strikeouts: 1, at Dayton, 3-10-2024, and at Kansas State, 3-13-2024
Assists: 2, at Kansas State, 3-13-2024

CAREER HIGHS

At-Bats: 4, vs. Briar Cliff, 4-20-22
Runs: 2, vs. Dakota Wesleyan, 4-19-22
Hits: 1, vs. Western Illinois, 4-9-22 [Game 2]
RBIs: 3, vs. Dakota Wesleyan, 4-19-22
Doubles: 1, vs. Dakota Wesleyan, 4-19-22
Bases on Balls: 2, vs. Dakota Wesleyan, 4-19-22
Strikeouts: 2, three times (last: vs. Briar Cliff, 4-20-22)
Putouts: 1, four times (last: at Omaha, 5-7-22)
Assists: 3, vs. Western Illinois, 4-9-22 [Game 2]

2024 JACKRABBIT BASEBALL SEASON/CAREER HIGHS



THATCHER KOZAL

5-11, 185, Sr.

Outfielder

Waverly, Nebraska

Waverly H.S.

Iowa Western CC

SEASON HIGHS

At-Bats: 5, at New Mexico State, 2-19-2024

Runs: 2, at New Mexico State, 2-19-2024, and at New Mexico, 2-23-2024

Hits: 1, nine times (last: vs. Oral Roberts, 4-27-2024 [Game 1])

RBIs: 2, vs. St. Thomas, 3-23-2024

Doubles: 1, at New Mexico State, 2-24-2024 [Game 1], and at New Mexico, 2-24-2024 [Game 2]

Triples: N/A

Home Runs: 1, three times (last: vs. St. Thomas, 3-23-2024)

Total Bases: 4, three times (last: vs. St. Thomas, 3-23-2024)

Bases on Balls: 1, four times (last: vs. St. Thomas, 3-22-2024)

Hit By Pitch: 1, vs. St. Thomas, 4-21-2024 [Game 1]

Strikeouts: 2, five times (last: vs. St. Thomas, 4-21-2024 [Game 1])

Stolen Bases: 1, three times (last: vs. St. Thomas, 3-22-2024)

Sacrifice Bunts: N/A

Sacrifice Flies: N/A

Putouts: 3, vs. Northwestern (Iowa), 4-9-2024

Assists: 1, vs. Northwestern (Iowa), 4-9-2024

Errors: N/A

SEASON/CAREER HIGHS

At-Bats: 5, at New Mexico State, 2-19-2024

Runs: 3, vs. Omaha, 4-16-2023 [Game 1], and at North Dakota State, 5-24-2023

Hits: 2, five times (last: vs. St. Thomas, 4-23-2023 [Game 1])

RBIs: 3, at Oral Roberts, 3-27-2022, and vs. North Dakota State, 3-31-2023 [Game 2]

Doubles: 1, six times (last: at New Mexico, 2-24-2024 [Game 2])

Triples: 1, vs. Northwestern (Iowa), 4-18-2023

Home Runs: 2, vs. Omaha, 4-16-2023 [Game 1]

Total Bases: 8, vs. Omaha, 4-16-2023 [Game 1]

Bases on Balls: 3, at Wichita State, 3-13-2022

Hit By Pitch: 1, 14 times (last: vs. St. Thomas, 4-21-2024 [Game 1])

Strikeouts: 4, vs. Oral Roberts, 5-19-2022

Stolen Bases: 1, six times (last: vs. St. Thomas, 3-22-2024)

Sacrifice Bunts: 1, three times (last: vs. Oral Roberts, 5-27-2023)

Sacrifice Flies: 1, at Northern Colorado, 3-26-23

Putouts: 4, at St. Thomas, 4-3-2022 [Game 2], and vs. Oral Roberts, 5-21-2022

Assists: N/A

Errors: N/A

Bases on Balls: 4, three times (last: at Creighton, 3-19-2024)

Hit Batters: 2, at Dayton, 3-10-2024

Strikeouts: 2, four times (last: vs. St. Thomas, 4-21-2024 [Game 1])

Doubles Allowed: 3, at New Mexico State, 2-19-2024

Triples Allowed: 1, at New Mexico State, 2-19-2024

Home Runs Allowed: 2, vs. Northern Colorado, 3-28-2024

Wild Pitches: 3, at New Mexico State, 2-19-2024

Putouts: 1, at Creighton, 3-19-2024

Assists: 2, at New Mexico State, 2-19-2024, and vs. St. Thomas, 4-21-2024 [Game 1]

Errors: 2, at Creighton, 3-19-2024

CAREER HIGHS

Innings Pitched: 6.2, at Minnesota, 3-8-2023

Hits Allowed: 11, at New Mexico State, 2-19-2024

Runs Allowed: 10, vs. Oral Roberts, 5-25-2023

Earned Runs Allowed: 7, at New Mexico State, 2-19-2024

Bases on Balls: 4, six times (last: at Creighton, 3-19-2024)

Hit Batters: 2, at Dayton, 3-10-2024

Strikeouts: 5, vs. Northwestern (Iowa), 4-18-2023

Doubles Allowed: 3, at New Mexico State, 2-19-2024

Triples Allowed: 1, at New Mexico State, 2-19-2024


Home Runs Allowed: 2, vs. Northern Colorado, 3-28-2024

Wild Pitches: 3, vs. Oral Roberts, 5-25-23, and at New Mexico State, 2-19-2024

Putouts: 2, at Little Rock, 2-19-2023

Assists: 3, at Minnesota, 3-8-2023

Errors: 2, vs. Oral Roberts, 5-25-2023, and at Creighton, 3-19-2024



LUKE LUSKEY

5-10, 205, R-Fr.

Infielder

Belle Plaine, Minnesota

Belle Plaine H.S.

SEASON/CAREER HIGHS

At-Bats: 5, three times (last: vs. St. Thomas, 4-21-2024 [Game 2])

Runs: 1, 11 times (last: vs. Oral Roberts, 4-27-2024 [Game 2])

Hits: 3, vs. Northern Colorado, 3-29-2024 [Game 1]), and at Omaha, 4-14-2024

RBIs: 2, five times (last: vs. Oral Roberts, 4-27-2024 [Game 2])

Doubles: 1, seven times (last: at Omaha, 4-14-2024)

Triples: N/A

Home Runs: 1, four times (last: vs. Oral Roberts, 4-27-2024 [Game 2])

Total Bases: 6, vs. Northern Colorado, 3-29-2024 [Game 1]

Bases on Balls: 2, at SIU-Edwardsville, 3-2-2024 [Game 1]

Hit By Pitch: 2, at Oral Roberts, 3-17-2024

Strikeouts: 4, vs. St. Thomas, 4-21-2024 [Game 2]

Stolen Bases: 1, three times (last: vs. St. Thomas, 4-21-2024 [Game 2])

Sacrifice Bunts: 1, at Oral Roberts, 3-15-2024

Sacrifice Flies: 1, at Dayton, 3-9-2024

Putouts: 13, at SIU-Edwardsville, 3-2-2024 [Games 1 and 2]

Assists: 1, four times (last: vs. Northern Colorado, 3-28-2024)

Errors: N/A



JACK KRUGER

6-4, 220, So.

Right-Handed Pitcher

Belle Plaine, Minnesota

Belle Plaine H.S.

SEASON HIGHS


Innings Pitched: 4.2, at New Mexico State, 2-19-2024

Hits Allowed: 11, at New Mexico State, 2-19-2024

Runs Allowed: 7, at New Mexico State, 2-19-2024, and at Dayton, 3-10-2024

Earned Runs Allowed: 7, at New Mexico State, 2-19-2024

2024 JACKRABBIT BASEBALL SEASON/CAREER HIGHS



NIC McCAY
6-0, 200, Sr.
Right-Handed Pitcher
Carlisle, Iowa
Carlisle H.S.

SEASON HIGHS

Innings Pitched: 8.0, vs. St. Thomas, 3-22-2024, and at Omaha, 4-12-2024
Hits Allowed: 8, at SIU-Edwardsville, 3-1-2024
Runs Allowed: 5, vs. St. Thomas, 4-20-2024
Earned Runs Allowed: 4, vs. Oral Roberts, 4-27-2024 [Game 1]
Bases on Balls: 6, at Dayton, 3-8-2024 [Game 1]
Hit Batters: 2, at North Dakota State, 4-5-2024, and vs. Oral Roberts, 4-27-2024 [Game 1]
Strikeouts: *13, at Oral Roberts, 3-15-2024
Doubles Allowed: 3, vs. St. Thomas, 4-20-2024
Triples Allowed: 1, at SIU-Edwardsville, 3-1-2024, and at Dayton, 3-8-2024 [Game 1]
Home Runs Allowed: 1, at Dayton, 3-8-2024 [Game 1], and vs. St. Thomas, 4-20-2024
Wild Pitches: 1, four times (last: at North Dakota State, 4-5-2024)
Putouts: 1, vs. St. Thomas, 4-20-2024
Assists: 1, vs. St. Thomas, 3-22-2024
Errors: 1, at North Dakota State, 4-5-2024

CAREER HIGHS

Innings Pitched: 9.0, vs. Purdue Fort Wayne, 3-31-2019
Hits Allowed: 10, vs. Omaha, 4-6-2019 [Game 2]
Runs Allowed: 7, vs. Omaha, 4-6-2019 [Game 2], and at Incarnate Word, 2-24-2022
Earned Runs Allowed: 7, vs. Omaha, 4-6-2019 [Game 2]
Bases on Balls: 6, at Dayton, 3-8-2024 [Game 1]
Hit Batters: 2, five times (last: at North Dakota State, 4-5-2024)
Strikeouts: *13, at Oral Roberts, 3-15-2024
Doubles Allowed: 5, vs. Omaha, 4-6-2019 [Game 2]
Triples Allowed: 1, four times (last: at Dayton, 3-8-2024 [Game 1])
Home Runs Allowed: 3, at Oral Roberts, 3-24-2019
Wild Pitches: 2, vs. Western Illinois, 5-23-2019
Putouts: 1, seven times (last: vs. St. Thomas, 4-20-2024)
Assists: 2, six times (last: vs. St. Thomas, 5-14-2022)
Errors: 1, vs. Purdue Fort Wayne, 5-5-2019, and at North Dakota State, 4-5-2024
* tied SDSU single-game record in Division I era (since 2005)



HUNTER PALMER
6-0, 190, R-Fr.
Outfielder
St. Michael, Minnesota
St. Michael-Albertville H.S.

SEASON/CAREER HIGHS

At-Bats: 1, at New Mexico State, 2-18-2024
Strikeouts: 1, at New Mexico State, 2-18-2024
Putouts: 1, at New Mexico State, 2-18-2024



DAWSON PARRY
6-1, 240, Sr.
First Baseman
Highland, Utah
American Fork H.S.
Miles CC (Mont.)


SEASON HIGHS

At-Bats: 6, at New Mexico, 2-23-2024
Runs: 3, at Omaha, 4-13-2024
Hits: 3, at New Mexico State, 2-17-2024, and at Omaha, 4-13-2024
RBIs: 5, at New Mexico State, 2-18-2024
Doubles: 2, at North Dakota State, 4-5-2024
Triples: N/A
Home Runs: 2, at New Mexico State, 2-18-2024, and vs. Northern Colorado, 3-28-2024
Total Bases: 8, at New Mexico State, 2-18-2024, and vs. Northern Colorado, 3-28-2024
Bases on Balls: ^5, at New Mexico State, 2-19-2024
Hit By Pitch: 2, at Omaha, 4-14-2024
Strikeouts: 3, at Minnesota, 4-17-2024, and vs. St. Thomas, 4-21-2024 [Game 1]
Stolen Bases: N/A
Sacrifice Bunts: N/A
Sacrifice Flies: 1, three times (last: at North Dakota State, 4-6-2024 [Game 2])
Putouts: 11, at New Mexico State, 2-17-2024
Assists: 2, vs. Oral Roberts, 4-27-2024 [Game 2]
Errors: 1, at North Dakota State, 4-6-2024 [Game 2], and vs. St. Thomas, 4-21-2024 [Game 1]

CAREER HIGHS

At-Bats: 6, at New Mexico, 2-23-2024
Runs: 3, at North Dakota State, 5-24-2023, and at Omaha, 4-14-2024
Hits: 3, 11 times (last: at Omaha, 4-13-2024)
RBIs: 6, vs. St. Thomas, 5-14-2022
Doubles: 2, at Northern Colorado, 3-24-23 [Game 1], and at North Dakota State, 4-5-2024
Triples: N/A
Home Runs: 2, three times (last: vs. Northern Colorado, 3-28-2024)
Total Bases: 8, three times (last: vs. Northern Colorado, 3-28-2024)
Bases on Balls: ^5, at New Mexico State, 2-19-2024
Hit By Pitch: 2, vs. Oral Roberts, 5-19-2022, and at Omaha, 4-14-2024
Strikeouts: 3, six times (last: vs. St. Thomas, 4-21-2024 [Game 1])
Stolen Bases: N/A
Sacrifice Bunts: N/A
Sacrifice Flies: 1, nine times (last: at North Dakota State, 4-6-2024 [Game 2])
Putouts: 14, at Lindenwood, 3-14-2023
Assists: 2, four times (last: vs. Oral Robert, 4-27-2024 [Game 2])
Errors: 2, at Purdue, 5-5-2023, and at North Dakota State, 5-19-2023

2024 JACKRABBIT BASEBALL SEASON/CAREER HIGHS



ARLEN PETERS
6-2, 230, Jr.
Right-Handed Pitcher
Schanzenfeld, Manitoba
Garden Valley Collegiate
Kansas City CC

SEASON/CAREER HIGHS

Innings Pitched: 7.0, at SIU-Edwardsville, 3-3-2024
Hits Allowed: 6, at New Mexico, 2-23-2024, and at Omaha, 4-13-2024
Runs Allowed: 6, at New Mexico, 2-23-2024, and at Dayton, 3-10-2024
Earned Runs Allowed: 5, at New Mexico, 2-23-2024, and at Dayton, 3-10-2024
Bases on Balls: 6, at New Mexico, 2-23-2024, and at Dayton, 3-10-2024
Hit Batters: 1, at New Mexico State, 2-16-2024, and at North Dakota State, 4-6-2024 [Game 1]
Strikeouts: 10, at SIU-Edwardsville, 3-3-2024
Doubles Allowed: 3, at Omaha, 4-13-2024
Triples Allowed: 1, three times (last: at Kansas State, 3-13-2024)
Home Runs Allowed: 1, three times (last: vs. Northern Colorado, 3-28-2024)
Wild Pitches: 3, at North Dakota State, 4-6-2024 [Game 1]
Putouts: 1, vs. Northern Colorado, 3-28-2024
Assists: 2, at SIU-Edwardsville, 3-3-2024
Errors: 1, at North Dakota State, 4-6-2024 [Game 1]




DYLAN RICHEY
6-1, 215, Jr.
Right-Handed Pitcher
Wewala, South Dakota
Rapid City Stevens H.S.
Butler CC

SEASON HIGHS

No 2024 statistics

CAREER HIGHS


Innings Pitched: 3.2, at Utah Tech, 3-4-23 [Game 1]
Hits Allowed: 7, at Western Kentucky, 3-10-23
Runs Allowed: 6, at Utah Tech, 3-4-23 [Game 1], and at Western Kentucky, 3-10-23
Earned Runs Allowed: 5, at Western Kentucky, 3-10-23
Bases on Balls: 3, vs. Northern Colorado, 5-14-23 [Game 2]
Hit Batters: 1, at Utah Tech, 3-4-23 [Game 1], and at Western Kentucky, 3-10-23
Strikeouts: 5, vs. Northern Colorado, 5-14-23 [Game 2]
Doubles Allowed: 3, at Western Kentucky, 3-10-23
Triples Allowed: N/A
Home Runs Allowed: 1, three times (last: vs. Northern Colorado, 5-14-23 [Game 2])
Wild Pitches: 1, four times (last: at North Dakota State, 5-20-23)
Putouts: 1, three times (last: vs. Oral Roberts, 5-25-23)
Assists: 1, three times (last: at Iowa, 3-19-23 [Game 1])
Errors: N/A



BRYCE RONKEN
5-11, 190, Fr.
Infielder
Sioux Falls, South Dakota
Washington H.S.

SEASON/CAREER HIGHS

At-Bats: 6, at New Mexico, 2-23-2024
Runs: 2, five times (last: at Omaha, 4-14-2024)
Hits: 3, at New Mexico, 2-23-2024
RBIs: 2, at three times (last: vs. Oral Roberts, 4-27-2024 [Game 1])
Doubles: 2, at New Mexico, 2-23-2024
Triples: 1, at Dayton, 3-9-2024, and at Oral Roberts, 3-15-2024
Home Runs: 1, four times (last: vs. Oral Roberts, 4-27-2024 [Games 1&2])
Total Bases: 8, at New Mexico, 3-23-2024
Bases on Balls: 2, four times (last: vs. Northwestern (Iowa), 4-9-2024)
Strikeouts: 3, at New Mexico, 3-24-2024 [Game 1]
Stolen Bases: 1, three times (last: vs. Northwestern (Iowa), 4-9-2024)
Sacrifice Bunts: N/A
Sacrifice Flies: 1, vs. St. Thomas, 3-22-2024, and vs. Northwestern (Iowa), 4-9-2024
Putouts: 3, at New Mexico, 2-22-2024, and vs. St. Thomas, 4-21-2024 [Game 2]
Assists: 3, at New Mexico State, 2-19-2024, and at Dayton, 3-8-2024 [Game 2]
Errors: 3, vs. Northern Colorado, 3-29-2024 [Game 2]



JORDAN SAGEDAHL
6-2, 190, Sr.
Utility
Olivia, Minnesota
BOLD H.S.

SEASON HIGHS – BATTING/FIELDING

At-Bats: 6, at Omaha, 4-13-2024
Runs: 4, at Omaha, 4-13-2024
Hits: 3, at Omaha, 4-13-2024
RBIs: 6, at Omaha, 4-13-2024
Doubles: 1, five times (last: vs. Oral Roberts, 4-27-2024 [Game 2])
Triples: 1, at Omaha, 4-13-2024
Home Runs: 2, at SIU-Edwardsville, 3-3-2024, and at Omaha, 4-13-2024
Total Bases: 11, at Omaha, 4-13-2024
Bases on Balls: 2, at Oral Roberts, 3-17-2024
Hit By Pitch: 2, vs. St. Thomas, 4-20-2024
Strikeouts: 3, vs. St. Thomas, 4-21-2024 [Game 2]
Stolen Bases: 1, vs. Northern Colorado, 3-28-2024
Sacrifice Bunts: 1, at SIU-Edwardsville, 3-1-2024
Sacrifice Flies: 1, at Dayton, 3-9-2024, and vs. St. Thomas, 4-21-2024 [Game 2]
Putouts: 13, at Oral Roberts, 3-15-2024
Assists: 5, vs. St. Thomas, 4-21-2024 [Game 1]
Errors: 1, 10 times (last: vs. St. Thomas, 4-21-2024 [Game 2])

SEASON HIGHS – PITCHING

No 2024 pitching statistics

2024 JACKRABBIT BASEBALL SEASON/CAREER HIGHS


JORDAN SAGEDAHL

CAREER HIGHS – BATTING/FIELDING

At-Bats: 6, at Omaha, 4-13-2024
Runs: 4, at Omaha, 4-13-2024
Hits: 3, at Omaha, 4-13-2024
RBIs: 6, at Omaha, 4-13-2024
Doubles: 1, 15 times (last: vs. Oral Roberts, 4-27-2024 [Game 2])
Triples: 1, at Omaha, 4-13-2024
Home Runs: 2, at SIU-Edwardsville, 3-3-2024, and at Omaha, 4-13-2024
Total Bases: 11, at Omaha, 4-13-2024
Bases on Balls: 2, at Oral Roberts, 3-17-2024
Hit By Pitch: 2, vs. Kansas, 2-20-2021, and vs. St. Thomas, 4-20-2024
Strikeouts: 3, six times (last: vs. St. Thomas, 4-21-2024 [Game 2])
Stolen Bases: 1, four (last: vs. Northern Colorado, 3-28-2024)
Sacrifice Bunts: 1, vs. Oral Roberts, 5-21-2021, and at SIU-Edwardsville, 3-1-2024
Sacrifice Flies: 1, four times (last: vs. St. Thomas, 4-21-2024 [Game 2])
Putouts: 13, at Oral Roberts, 3-15-2024
Assists: 5, vs. North Dakota State, 4-29-2022, and vs. St. Thomas, 4-21-2024 [Game 1]
Errors: 2, at St. Thomas, 4-2-2022

CAREER HIGHS – PITCHING

Innings Pitched: 3.0, at Briar Cliff, 4-11-23, and vs. Northwestern (Iowa), 4-18-23
Hits Allowed: 4, at Briar Cliff, 4-11-23
Runs Allowed: 3, at Briar Cliff, 4-11-23, and vs. Northwestern (Iowa), 4-18-23
Earned Runs Allowed: 3, at Briar Cliff, 4-11-23, and vs. Northwestern (Iowa), 4-18-23
Bases on Balls: 2, at North Dakota State, 5-16-21, and vs. Northwestern (Iowa), 4-18-23
Hit Batters: 1, at Western Kentucky, 3-10-23, and vs. Northwestern (Iowa), 4-18-23
Strikeouts: 5, at Briar Cliff, 4-11-23
Doubles Allowed: 1, vs. Northwestern (Iowa), 4-18-23
Triples Allowed: N/A
Home Runs Allowed: 2, at Briar Cliff, 4-11-23
Wild Pitches: N/A



SAM SCHLECHT

6-6, 225, Jr.

Right-Handed Pitcher


Maple Grove, Minnesota

Wayzata H.S.

Iowa Central CC

SEASON/CAREER HIGHS

Innings Pitched: 2.0, three times (last: vs. St. Thomas, 3-23-2024)
Hits Allowed: 4, at New Mexico, 2-24-2024 [Game 1], and vs. Northern Colorado, 3-29-2024 [Game 1]
Runs Allowed: 6, vs. Northern Colorado, 3-29-2024 [Game 1]
Earned Runs Allowed: 6, vs. Northern Colorado, 3-29-2024 [Game 1]
Bases on Balls: 4, at New Mexico State, 2-16-2024, and at Dayton, 3-8-2024 [Game 2]
Hit Batters: 3, at Dayton, 3-28-2024 [Game 2], and vs. Northern Colorado, 3-29-2024 [Game 1]
Strikeouts: 3, four times (last: vs. Northwestern (Iowa), 4-9-2024)
Doubles Allowed: 1, at New Mexico, 2-24-2024 [Game 1], and vs. St. Thomas, 3-23-2024
Triples Allowed: N/A
Home Runs Allowed: 3, vs. Northern Colorado, 3-29-2024 [Game 1]
Wild Pitches: 2, vs. St. Thomas, 3-23-2024
Putouts: N/A
Assists: 1, five times (last: vs. St. Thomas, 3-23-2024)
Errors: N/A



DAGEN SCHRAMM

6-0, 185, Jr.

Catcher

Sioux Falls, South Dakota

Washington H.S.

SEASON HIGHS

At-Bats: 4, vs. Northern Colorado, 3-29-2024 [Game 2]
Runs: 2, vs. St. Thomas, 4-21-2024 [Game 1]
Hits: 2, vs. Northern Colorado, 3-29-2024 [Game 2]
RBIs: 1, vs. Northern Colorado, 3-29-2024 [Game 2]
Doubles: N/A
Triples: N/A
Home Runs: N/A
Total Bases: 2, vs. Northern Colorado, 3-29-2024 [Game 2]
Bases on Balls: 1, three times (last: vs. Oral Roberts, 4-27-2024 [Game 1])
Hit By Pitch: 1, vs. St. Thomas, 4-21-2024 [Games 1 and 2]
Strikeouts: 1, eight times (last: vs. Oral Roberts, 4-27-2024 [Game 1])
Stolen Bases: 1, at Omaha, 4-14-2024
Sacrifice Bunts: 2, vs. St. Thomas, 4-21-2024 [Game 2]
Sacrifice Flies: N/A
Putouts: 11, vs. St. Thomas, 4-21-2024 [Game 2], and vs. Oral Roberts, 4-27-2024 [Game 1]
Assists: 5, at Dayton, 3-8-2024 [Game 2]
Errors: N/A

CAREER HIGHS

At-Bats: 4, five times (last: vs. Northern Colorado, 3-29-2024 [Game 2])
Runs: 3, vs. Dakota Wesleyan, 4-12-2023
Hits: 2, vs. Dakota Wesleyan, 4-12-2023, and vs. Northern Colorado, 3-29-2024 [Game 2]
RBIs: 3, at Briar Cliff, 4-11-2023
Doubles: 1, four times (last: vs. Northern Colorado, 5-13-2023)
Triples: N/A
Home Runs: 1, at Briar Cliff, 4-11-2023, and vs. Omaha, 4-16-2023 [Game 2]
Total Bases: 4, at Briar Cliff, 4-11-2023, and vs. Omaha, 4-16-2023 [Game 2]
Bases on Balls: 2, vs. Northern Colorado, 5-14-23 [Game 2], and at North Dakota State, 5-24-23
Hit By Pitch: 1, three times (last: vs. St. Thomas, 4-21-2024 [Game 2])
Strikeouts: 3, at North Dakota State, 5-26-2023
Stolen Bases: 1, at Omaha, 4-14-2024
Sacrifice Bunts: 2, vs. St. Thomas, 4-21-2024 [Game 2]
Sacrifice Flies: N/A
Putouts: 14, vs. Omaha, 4-16-2023 [Game 2], and at North Dakota State, 5-18-2023
Assists: 5, at Dayton, 3-8-2024 [Game 2]
Errors: 1, three times (last: at Minnesota, 5-16-2023)

2024 JACKRABBIT BASEBALL SEASON/CAREER HIGHS



CARTER SINTEK
6-0, 175, R-Fr.
Infielder
Bennington, Nebraska
Fremont H.S.

SEASON/CAREER HIGHS

At-Bats: 6, at New Mexico, 2-23-2024
Runs: 4, at Oral Roberts, 3-16-2024
Hits: 3, at New Mexico, 2-23-2024
RBIs: 2, three times (last: at Dayton, 3-8-2024 [Game 1])
Doubles: 1, at New Mexico, 3-23-2024, and at Dayton, 3-8-2024 [Game 2]
Triples: 1, three times (last: at Dayton, 3-8-2024 [Game 1])
Home Runs: 1, at New Mexico, 2-22-2024, and at SIU-Edwardsville, 3-2-2024 [Game 1]
Total Bases: 6, at New Mexico, 2-23-2024
Bases on Balls: 2, at Dayton, 3-10-2024
Hit By Pitch: 2, at New Mexico, 2-22-2024, and at Oral Roberts, 3-16-2024
Strikeouts: 2, vs. St. Thomas, 3-23-2024
Stolen Bases: N/A
Sacrifice Bunts: 1, at Dayton, 3-10-2024
Sacrifice Flies: 1, at New Mexico, 2-24-2024 [Game 1]
Putouts: 3, five times (last: vs. St. Thomas, 3-22-2024)
Assists: 6, at New Mexico State, 2-17-2024, and at SIU-Edwardsville, 3-2-2024 [Game 1]
Errors: 1, four times (last: at Dayton, 3-8-2024 [Game 1])




CADE STUFF
6-0, 190, Sr.
Infielder
Great Falls, Montana
Charles M. Russell H.S.
Miles CC (Mont.)

SEASON HIGHS

At-Bats: 5, 10 times (last: at Omaha, 4-13-2024)
Runs: 3, vs. Northern Colorado, 3-29-2024 [Game 1]
Hits: 3, four times (last: vs. Oral Roberts, 4-27-2024 [Game 1])
RBIs: 3, at Oral Roberts, 3-16-2024, and vs. Northern Colorado, 3-29-2024 [Game 1]
Doubles: 1, seven times (last: vs. Northern Colorado, 3-28-2024)
Triples: 1, at North Dakota State, 4-6-2024 [Game 2]
Home Runs: 1, three times (last: vs. Northern Colorado, 3-29-2024 [Game 1])
Total Bases: 6, at New Mexico, 2-22-2024, and vs. Northern Colorado, 3-29-2024 [Game 1]
Bases on Balls: 3, vs. St. Thomas, 4-20-2024
Hit By Pitch: 1, four times (last: vs. Northwestern (Iowa), 4-9-2024)
Strikeouts: 3, at New Mexico State, 2-18-2024
Stolen Bases: N/A
Sacrifice Bunts: N/A
Sacrifice Flies: 2, at Oral Roberts, 3-16-2024
Putouts: 6, at Dayton, 3-8-2024 [Game 2], and at Omaha, 4-13-2024
Assists: 7, at Oral Roberts, 3-17-2024
Errors: 2, at North Dakota State, 4-6-2024 [Game 1]

CAREER HIGHS

At-Bats: 7, at Utah Tech, 3-5-2023
Runs: 3, vs. Dakota Wesleyan, 4-12-2023, and vs. Northern Colorado, 3-29-2024 [Game 1]
Hits: 4, at Lindenwood, 3-14-2023
RBIs: 3, at Oral Roberts, 3-16-2024, and vs. Northern Colorado, 3-29-2024 [Game 1]
Doubles: 2, at Little Rock, 2-18-2023, and at North Dakota State, 5-19-2023
Triples: 1, at Lindenwood, 3-14-2023, and at North Dakota State, 4-6-2024 [Game 2]
Home Runs: 1, eight times (last: vs. Northern Colorado, 3-29-2024 [Game 1])
Total Bases: 9, at Lindenwood, 3-14-2023
Bases on Balls: 3, vs. St. Thomas, 4-20-2024
Hit By Pitch: 2, at Purdue, 5-6-2023
Strikeouts: 4, vs. Omaha, 4-14-2023
Stolen Bases: 1, at Lindenwood, 3-14-2023, and at Northern Colorado, 3-24-2023 [Game 2]
Sacrifice Bunts: 1, at Minnesota, 3-8-2023, and vs. Iowa, 3-17-2023
Sacrifice Flies: 2, at Oral Roberts, 3-16-2024
Putouts: 6, three times (last: at Omaha, 4-13-2024)
Assists: 7, at Lindenwood, 3-14-2023, and at Oral Roberts, 3-17-2024
Errors: 3, vs. Northwestern (Iowa), 4-18-2023



JUDE SUNDQUIST
6-5, 230, R-Fr.
Right-Handed Pitcher
Chisholm, Minnesota
Chisholm H.S.

SEASON/CAREER HIGHS

Innings Pitched: 2.0, at Dayton, 3-10-2024
Hits Allowed: 3, at Dayton, 3-10-2024, and at Omaha, 4-13-2024
Runs Allowed: 5, vs. Northern Colorado, 3-29-2024 [Game 2]
Earned Runs Allowed: 3, vs. Northern Colorado, 3-29-2024 [Game 2]
Bases on Balls: 3, at Dayton, 3-8-2024 [Game 2], and at Kansas State, 3-13-2024
Hit Batters: 1, vs. Northern Colorado, 3-29-2024 [Game 2], and at Omaha, 4-13-2024
Strikeouts: 2, at Dayton, 3-8-2024 [Game 2]
Doubles Allowed: 1, vs. Northern Colorado, 3-29-2024 [Game 2]
Triples Allowed: 1, at Dayton, 3-10-2024
Home Runs Allowed: 1, vs. Northern Colorado, 3-28-2024
Wild Pitches: 3, at Dayton, 3-8-2024 [Game 2]
Putouts: N/A
Assists: N/A
Errors: N/A

2024 JACKRABBIT BASEBALL SEASON/CAREER HIGHS



DANE TOMAN
6-2, 190, Jr.
Right-Handed Pitcher
Bellevue, Nebraska
Bellevue West H.S.

SEASON HIGHS

No 2024 statistics

CAREER HIGHS

Innings Pitched: 6.0, at Briar Cliff, 4-11-2023

Hits Allowed: 6, at Oral Roberts, 4-30-2023

Runs Allowed: 6, at Oral Roberts, 4-30-2023

Earned Runs Allowed: 4, at Utah Tech, 3-4-2023 [Game 1], and at Oral Roberts, 4-30-2023

Bases on Balls: 5, at Little Rock, 2-18-2023

Hit Batters: 1, at Oral Roberts, 3-26-2022, and vs. North Dakota State, 3-31-2023 [Game 1]

Strikeouts: 5, at Briar Cliff, 4-11-2023

Doubles Allowed: 3, at Western Kentucky, 3-10-2023

Triples Allowed: N/A


Home Runs Allowed: 1, six times (last: vs. Northern Colorado, 5-14-2023 [Game 2])

Wild Pitches: 1, six times (last: at Western Illinois, 4-8-2023)

Putouts: 1, vs. Oral Roberts, 5-20-22, and at Oral Roberts, 4-30-2023

Assists: 1, three times (last: at Utah Tech, 3-4-2023 [Game 1])

Errors: N/A



MATTHEW WERK
5-11, 190, So.
Infielder
Madison Lake, Minnesota
Mankato East H.S.

SEASON HIGHS

At-Bats: 5, at Omaha, 4-13-2024, and vs. St. Thomas, 4-21-2024 [Game 1]

Runs: 1, six times (last: vs. St. Thomas, 4-21-2024 [Game 2])

Hits: 2, three times (last: vs. Oral Roberts, 4-27-2024 [Game 2])

RBIs: 4, vs. Northwestern (Iowa), 4-9-2024

Doubles: 1, three times (last: vs. Oral Roberts, 4-27-2024 [Game 2])

Triples: N/A

Home Runs: 1, vs. Northwestern (Iowa), 4-9-2024

Total Bases: 5, vs. Northwestern (Iowa), 4-9-2024

Bases on Balls: 1, vs. Northern Colorado, 3-29-2024 [Game 2], and at North Dakota State, 4-6-2024 [Game 1]

Hit By Pitch: 1, vs. Northern Colorado, 3-29-2024 [Game 2], and vs. St. Thomas, 4-20-2024

Strikeouts: 3, at Omaha, 4-13-2024, and vs. St. Thomas, 4-21-2024 [Game 1]
Stolen Bases: 1, at Creighton, 3-19-2024, and at North Dakota State, 4-6-2024 [Game 1]

Sacrifice Bunts: 1, at North Dakota State, 4-6-2024 [Game 2]

Sacrifice Flies: N/A

Putouts: 3, at Kansas State, 3-13-2024, and vs. St. Thomas, 4-20-2024

Assists: 5, vs. St. Thomas, 4-21-2024 [Game 1], and vs. Oral Roberts, 4-27-2024 [Game 2]

Errors: 1, three times (last: vs. St. Thomas, 4-21-2024 [Game 1])

CAREER HIGHS

At-Bats: 5, three times (last: vs. St. Thomas, 4-21-2024 [Game 1])

Runs: 2, vs. Northwestern (Iowa), 4-18-2023

Hits: 2, five times (last: vs. Oral Roberts, 4-27-2024 [Game 2])

RBIs: 4, vs. Northwestern (Iowa), 4-9-2024

Doubles: 1, three times (last: vs. Oral Roberts, 4-27-2024 [Game 2])

Triples: N/A

Home Runs: 1, at Purdue, 5-7-2023, and vs. Northwestern (Iowa), 4-9-2024

Total Bases: 5, vs. Northwestern (Iowa), 4-9-2024

Bases on Balls: 2, at Briar Cliff, 4-11-23, and vs. Northwestern (Iowa), 4-18-23

Hit By Pitch: 1, vs. Northern Colorado, 3-29-2024 [Game 2], and vs. St. Thomas, 4-20-2024

Strikeouts: 3, three times (last: vs. St. Thomas, 4-21-2024 [Game 1])

Stolen Bases: 1, four times (last: at North Dakota State, 4-6-2024 [Game 1])

Sacrifice Bunts: 1, at North Dakota State, 4-6-2024 [Game 2]

Sacrifice Flies: 1, vs. Northwestern (Iowa), 4-18-2023

Putouts: 4, vs. Dakota Wesleyan, 4-12-2023

Assists: 5, three times (last: vs. Oral Roberts, 4-27-2024 [Game 2])

Errors: 1, three times (last: vs. St. Thomas, 4-21-2024 [Game 1])