



# JACKRABBIT BASEBALL

## South Dakota State University Athletics

Jackrabbit Athletic Communications • 2820 HPER Center • Brookings, SD 57007-1497  
Baseball Contact/Assistant AD Athletic Communications: Jason Hove •  
E-mail: Jason.Hove@sdstate.edu • Office Phone: (605) 688-4623 • Mobile: (605) 695-1827  
Twitter: @GoJacksBaseball • Website: www.GoJacks.com

### PROBABLE STARTING LINEUP

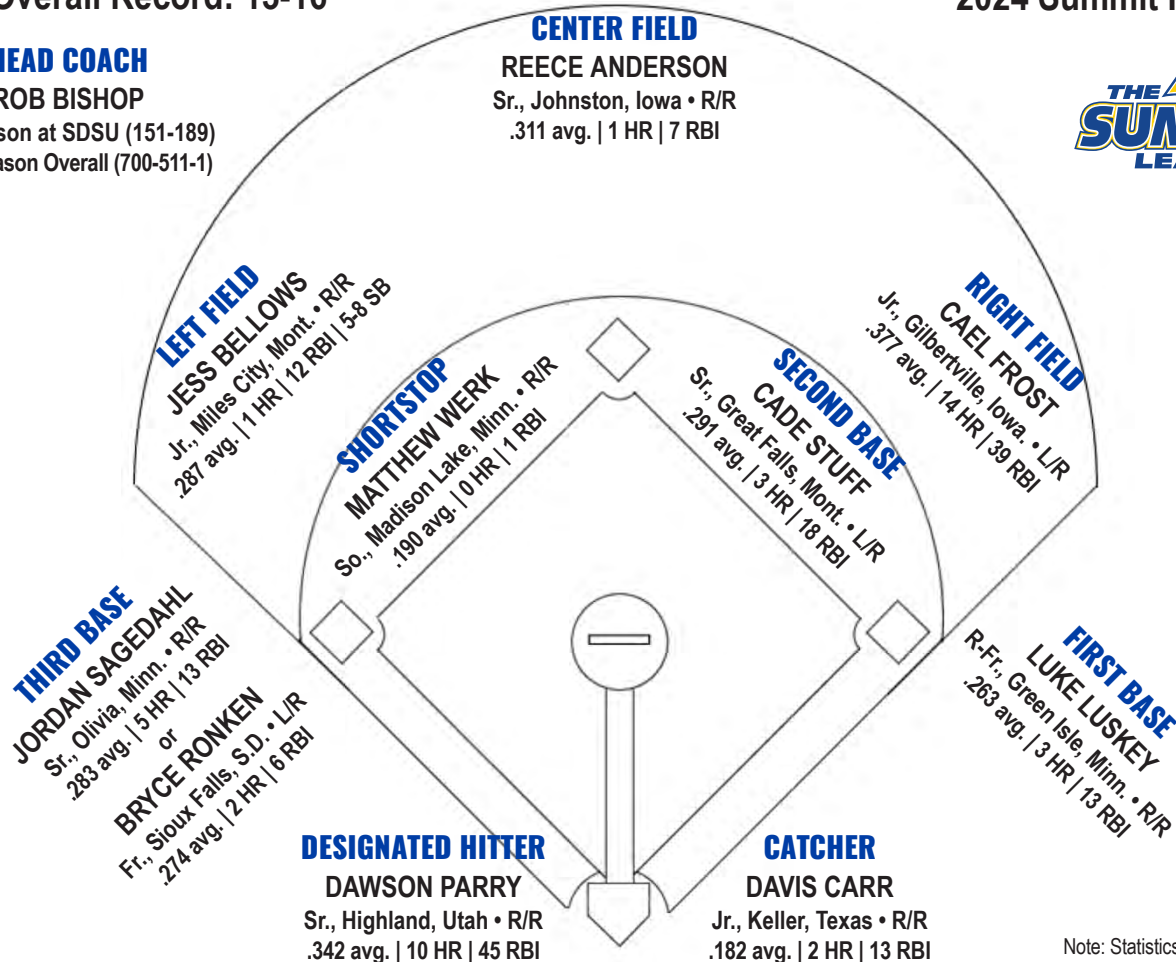
2024 Overall Record: 13-16

2024 Summit Record: 6-5

#### HEAD COACH

ROB BISHOP

8th Season at SDSU (151-189)  
23rd Season Overall (700-511-1)



Note: Statistics from 2024 season


### PROBABLE STARTER

#### vs. NORTHWESTERN (Iowa)

Tuesday, April 9 • 3 p.m.

#### WILL KENT

So. • RHP • Rosemount, Minn.




- 1-3 record
- 9.88 ERA in 7 appearances (3 starts)
- 16 K, 17 BB in 13.2 IP
- .400 opponent batting avg.

### OTHER PITCHING LEADERS

#### NIC McCAY

Sr. • RHP • Carlisle, Iowa



- 3-0 record
- 2.27 ERA in 7 starts
- 58 K, 15 BB in 39.2 IP
- .205 opponent batting avg.

#### DYLAN DRIESSEN

So. • RHP • Omaha, Neb.



- 1-1 record
- 6.64 ERA in 15 relief appearances
- 27 K, 27 BB in 20.1 IP
- .227 opponent batting avg.

## 2024 SCHEDULE

### FEBRUARY

16	at New Mexico State	L, 6-8
17	at New Mexico State	L, 9-13
18	at New Mexico State	W, 8-5
19	at New Mexico State	W, 11-10
22	at New Mexico	W, 11-5
23	at New Mexico	L, 11-12
24	at New Mexico [DH]	L, 8-9/L, 2-13 (7)

### MARCH

1	at Southern Illinois-Edwardsville	W, 6-3
2	at SIUE [DH]	W, 8-1/W, 5-4
3	at SIUE	L, 5-6
8	at Dayton [DH]	W, 8-5/L, 5-15 (7)
9	at Dayton	L, 3-7
10	at Dayton	L, 6-16
13	at Kansas State	L, 5-16
15	*at Oral Roberts	W, 5-2
16	*at Oral Roberts	W, 12-7
17	*at Oral Roberts	W, 6-3
19	at Creighton	L, 3-10
22	*at St. Thomas	W, 1-0
23	*at St. Thomas	L, 5-11
24	*at St. Thomas	canceled
28	*NORTHERN COLORADO	L, 7-19
29	*NORTHERN COLORADO [DH] L, 7-19/L, 12-26	

### APRIL

2	at Minnesota [at Siebert Field]	postponed
5	*at North Dakota State	W, 5-1
6	*at North Dakota State [DH]	L, 8-9/W, 11-7
9	NORTHWESTERN (Iowa)	3 p.m.
12	*at Omaha	6 p.m.
13	*at Omaha	2 p.m.
14	*at Omaha	1 p.m.
17	at Minnesota [at Siebert Field]	6 p.m.
19	*ST. THOMAS	3 p.m.
20	*ST. THOMAS	1 p.m.
21	*ST. THOMAS	1 p.m.
24	DAKOTA WESLEYAN	3 p.m.
26	*ORAL ROBERTS	3 p.m.
27	*ORAL ROBERTS	1 p.m.
28	*ORAL ROBERTS	1 p.m.

### MAY

3	*at Northern Colorado	2 p.m. MT
4	*at Northern Colorado	noon MT
5	*at Northern Colorado	noon MT
6	at Air Force	1 p.m. MT
8	at Nebraska	6 p.m.
10	*NORTH DAKOTA STATE	3 p.m.
11	*NORTH DAKOTA STATE	1 p.m.
12	*NORTH DAKOTA STATE	1 p.m.
14	at Kansas State	6 p.m.
16	*OMAHA	3 p.m.
17	*OMAHA	1 p.m.
18	*OMAHA	1 p.m.
22-25	at Summit League Baseball Championship (Tulsa, Okla. – if qualified)	

\*Summit League game

Home games in CAPS

DH denotes doubleheader

All start times Central Time unless noted otherwise

# Jackrabbits open home slate with Northwestern

Athletic Communications Contact: Jason Hove

April 8, 2024

BROOKINGS, S.D. — After playing its first 29 games on the road, the South Dakota State baseball team is slated to play its 2024 home opener Tuesday afternoon.

The Jackrabbits, 13-16 overall, will face Northwestern (Iowa) in a 3 p.m. matinee at Erv Huether Field. Video coverage will be available through the Summit League Network powered by Midco Sports Plus, with a radio simulcast on KJJQ 910 AM and online at GoJacks.com/watch.

South Dakota State improved to 6-5 in Summit League play by winning two of three games last weekend at North Dakota State. The Jackrabbits won the April 5 series opener, 5-1, before splitting a doubleheader the next day, losing 9-8 before rallying to take the series with an 11-7 victory in the finale.

Northwestern, an NAIA member that competes in the Great Plains Athletic Conference, enters Tuesday's matchup with a 17-18 overall record. The Red Raiders also spent part of last weekend in the state North Dakota, dropping both games of a Saturday doubleheader at Jamestown by scores of 2-1 and 20-2.

Updates of Jackrabbit baseball will be available via Twitter (@GoJacksBaseball) and through GoJacks.com.

**THE SERIES:** Tuesday's game marks the seventh meeting between South Dakota State and Northwestern on the baseball diamond, but only the second matchup in 30 years.

The Jackrabbits have won all six previous games, starting with a sweep of a twinbill in Orange City, Iowa, during the 1991 season. SDSU swept a home doubleheader the following season, then posted a 3-1 victory in a matchup played the opening week of the 1994 season in Joplin, Missouri.

The series was dormant until last season, when the Jackrabbits hosted Northwestern on April 18, 2023, in a game that turned out to be the lone contest SDSU was able to play at Erv Huether Field in 2023. The Jackrabbits scored 11 times in the bottom of the fourth inning and went on to post a 19-11 victory. Northwestern drew to within 12-10 after a seven-run top of the seventh, but SDSU responded with a six-run home half of the inning to put the game away.

**SHORT HOPS:** Following are some quick notes regarding the South Dakota State baseball team:

- The Jackrabbits scored first in all three of their games last weekend at North Dakota State and have drawn first blood in 21 of their 29 games so far this season. SDSU holds a 12-9 record when scoring first and has tallied at least one run in the first inning 15 times, scoring 30 runs.

- SDSU pitchers combined to limit New Mexico State to only one hit in the Jackrabbits' Feb. 18 victory. However, Jackrabbit hurlers issued 14 free passes in the game — 12 walks and two hit batters. The SDSU pitching staff held Oral Roberts to only one hit through eight innings of their series finale March 17 in Tulsa, Oklahoma.

- The Jackrabbits won two games in the SIUE series in their last at-bat, scoring three times in the top of the ninth in the March 1 series opener and putting together a game-winning three-run frame in the top of the seventh inning in the second game of a March 2 doubleheader. SDSU also won in its last at-bat on Feb. 18 at New Mexico State on a ninth-inning grand slam by Dawson Parry.

- Parry hit two grand slams the week of March 11-17, giving him three for the season and five for his career. He connected in the first inning of the Jackrabbits' March 13 game at Kansas State and again in the sixth inning of the March 17 series finale at Oral Roberts. With the bases loaded this season, Parry is 6-for-7 with the three grand slams and one walk for a total of 18 runs batted in. Most recently, he delivered a two-run single with the bases loaded in Game 1 of the April 6 doubleheader at North Dakota State.

## THE SUMMIT LEAGUE

### 2024 PRESEASON POLL

1. Oral Roberts (5)	42
2. North Dakota State (1)	36
3. South Dakota State	24
4. Omaha	30
5. Northern Colorado	12
6. St. Thomas	17

### 2024 STANDINGS

SCHOOL	OVERALL	CONF.
St. Thomas	10-13	5-3
North Dakota State	8-19	5-4
South Dakota State	13-16	6-5
Omaha	8-20	6-6
Northern Colorado	6-24-1	5-6-1
Oral Roberts	12-19-1	4-7-1

Note: Standings through games played April 7, 2024



## 2023 MISCELLANEOUS STATS

MULTI-HIT GAMES		CURRENT HITTING	
Dawson Parry	14	<b>STREAKS</b>	
Cael Frost	12	Jordan Sagedahl	8
Cade Stuff	10	Jess Bellows	5
Jess Bellows	8	Dawson Parry	4
Carter Sintek	8	Bryce Ronken	3
Reece Anderson	7	Cade Stuff	3

MULTI-RBI GAMES		CURRENT REACHED	
Dawson Parry	13	<b>BASE STREAKS</b>	
Cael Frost	10	Reece Anderson	19
Cade Stuff	5	Dawson Parry	14
Davis Carr	4	Jordan Sagedahl	9
Jordan Sagedahl	4	Cade Stuff	8
		Jess Bellows	5

## SUMMIT LEAGUE PEAK PLAYERS OF THE WEEK

### PLAYERS OF THE WEEK

Dawson Parry	Feb. 19
Cael Frost	Mar. 4
Cael Frost	Mar. 18

### PITCHERS OF THE WEEK

Jake Goble	Mar. 4
Nic McCay	Mar. 18
Nic McCay	Mar. 25
Nic McCay	Apr. 8

• Parry set an SDSU single-game record by drawing five bases on balls in the Feb. 19 series finale at New Mexico State. Parry doubled in his only official at-bat in the sixth inning after walking his first three times to the plate, including twice intentionally. The previous record of four walks in a game was shared by four players, including Ryan McDonald in 2023.

• Cael Frost recorded the Jackrabbits' fourth grand slam of the season, connecting on the biggest of big flies as part of a nine-run third inning in the second game of SDSU's March 29 doubleheader against Northern Colorado. Frost finished the game with five RBIs while upping his team-leading home run total to 12.

• Frost hit a two-run home run in his first at-bat as a Jackrabbit in the top of the first inning of the Feb. 16 season opener at New Mexico State. Frost has recorded a hit in 23 of the 26 games he has played this season, including putting together a 19-game streak from Feb. 18-March 19 that tied Tyson Fisher (2006) and Matt Johnson (2016) for the longest hitting streak within a season in the D-I era of Jackrabbit baseball (since 2005).

• With their series-opening shutout against St. Thomas on March 22, the Jackrabbits won a game by a 1-0 score for the time since a home win versus Fort Wayne on March 31, 2017.

• SDSU's starting pitchers in the Oral Roberts series — Nic McCay, Jake Goble and Reece Arbogast — worked at least 6 1/3 innings in winning efforts. In a combined 20 innings, the Jackrabbit trio allowed six runs (five earned) with 21 strikeouts and seven walks.

• With their 5-1 victory at North Dakota State on April 5, the Jackrabbits improved to 6-2 in series-opening games this season.

• Dylan Driessen struck out six NDSU batters over 4 1/3 innings in two relief appearances last weekend. The sophomore right-hander leads the team with 15 appearances so far this season.

**PEAK PLAYERS:** South Dakota State players have combined for seven TicketSmarter Summit League weekly awards so far this season.

Earlier this week, Nic McCay earned his third Peak Pitcher of the Week Award after tossing six shutout innings with 10 strikeouts in his April 5 start at North Dakota State. He allowed three hits, walked one and hit one batter while improving to 2-0 on the season and lowering his earned run average to 2.28.

McCay and Cael Frost (Peak Performer) swept the weekly awards March 18, with McCay repeating as Peak Pitcher the following week. Frost also was named the Peak Performer of the Week on March 4, when he was part of a sweep with Jake Goble as Peak Pitcher of the Week.

Dawson Parry was named the first Peak Performer of the Week of 2024 on Feb. 19.

**PRESEASON POLL:** South Dakota State has been picked to finish third in the 2024 Summit League baseball race, according to a preseason poll conducted among the league's head coaches that was announced in mid-February.

The Jackrabbits completed the 2023 season with a 24-28 overall record. After finishing third in the Summit League regular season standings with a 13-11 mark in league play, SDSU advanced to the title game of the Summit League tournament.

Defending champion Oral Roberts was again tabbed as the favorite, earning five first-place votes and 25 points. North Dakota State received the other first-place vote and was second in the poll with 21 points, followed by the Jackrabbits with 16 points.

Omaha (13), Northern Colorado (9) and St. Thomas (6) rounded out the six-team poll.

In addition, senior Dawson Parry was named a Summit League Player to Watch and junior Alex Clemons was tabbed as a Summit League Pitcher to Watch.

A first baseman from Highland, Utah, Parry is the team's top returning hitter after posting a .322 batting average with 10 home runs and 39 runs batted in during the 2023 campaign. Parry also hit 10 home runs in his first season with the Jackrabbits in 2022.

Clemons, a right-hander from Bettendorf, Iowa, appeared in 19 games with two starts during the 2023 season and is expected to move into the closer's role this season. He totaled 42 strikeouts in only 30 2/3 innings last year.

Summit League play will consist of a 30-game, double round-robin schedule, starting March 15-17 when the Jackrabbits play a three-game series at Oral Roberts. The four-team Summit League Baseball Championship is slated for May 22-25 in Tulsa, Oklahoma.



## 2024 TEAM GAME HIGHS

### TEAM – BATTING

**AT-BATS:** 45, at New Mexico, 2-23-24  
**RUNS SCORED:** 12, at Oral Roberts, 3-16-24  
**HITS:** 19, at New Mexico, 2-23-24  
**RUNS BATTED IN:** 11, three times (last: at North Dakota State, 4-6-24 [Game 2])  
**DOUBLES:** 6, at New Mexico, 2-23-24  
**TRIPLES:** 2, at New Mexico, 2-24-24 [Game 2], and at Dayton, 3-9-24  
**HOME RUNS:** 5, vs. Northern Colorado, 3-28-24  
**TOTAL BASES:** 33, at New Mexico, 2-23-24  
**BASES ON BALLS:** 11, at New Mexico State, 2-19-24  
**STRIKEOUTS:** 14, at New Mexico State, 2-18-24, and at New Mexico, 2-22-24  
**STOLEN BASES:** 4, at New Mexico, 2-23-24  
**SACRIFICE BUNTS:** 2, at New Mexico, 2-23-24, and at Dayton 3-10-24  
**SACRIFICE FLIES:** 2, four times (last: vs. Northern Colorado, 3-29-24 [Game 2])  
**HIT BY PITCH:** 3, three times (last: at Oral Roberts, 3-16-24)  
**RUNNERS LEFT ON BASE:** 12, three times (last: vs. Northern Colorado, 3-29-24 [Game 1])  
**HIT INTO DOUBLE PLAY:** 4, at New Mexico, 2-24-24 [Game 1]

### TEAM – FIELDING

**PUTOUTS:** 28, at SIUE, 3-3-24  
**ASSISTS:** 15, at New Mexico State, 2-19-24  
**ERRORS:** 5, vs. Northern Colorado, 3-29-24 [Game x], and at North Dakota State, 4-6-24 [Game 1]  
**DOUBLE PLAYS:** 3, at New Mexico, 2-24-24 [Game 2]

### TEAM – PITCHING

**INNINGS PITCHED:** 9.1, at SIUE, 3-3-24  
**MOST RUNS ALLOWED:** 26, vs. Northern Colorado, 3-29-24 [Game 2]  
**FEWEST RUNS ALLOWED:** 0, vs. St. Thomas, 3-22-24  
**MOST WALKS ALLOWED:** 13, at Dayton, 3-10-24, and at Kansas State, 3-13-24  
**FEWEST WALKS ALLOWED:** 1, vs. St. Thomas, 3-22-24  
**STRIKEOUTS:** 17, at Oral Roberts, 3-15-24, and vs. Northern Colorado, 3-29-24 [Game 1]  
**MOST HITS ALLOWED:** 21, vs. Northern Colorado, 3-29-24 [Game 2]  
**FEWEST HITS ALLOWED:** 1, at New Mexico State, 2-18-24  
**HOME RUNS ALLOWED:** 6, vs. Northern Colorado, 3-28-24  
**WILD PITCHES:** 7, at Dayton, 3-8-24 [Game 2]  
**HIT BATTERS:** 7, at Dayton, 3-8-24 [Game 2]

**SUMMIT LEAGUE SUCCESS:** South Dakota State has been a consistent winner in The Summit League since it became a league member more than a decade ago. Now in its 15th season as a member of The Summit League, the Jackrabbits have compiled a 221-181 (.550 winning percentage) record in regular season conference games. SDSU has posted a .500 or better record in league play 10 times and has qualified for the four-team postseason tournament 13 out of the 14 years it has been eligible.

The Jackrabbits shared a Summit League regular season title in 2010 and won the Summit postseason tournament in 2013.

**SUMMIT AWARD WINNERS:** Four Jackrabbit players who earned all-Summit League recognition last season return to the lineup in 2024.

Leading the returning contingent is second baseman Cade Stuff, who received second-team recognition in 2023. A native of Great Falls, Montana, Stuff shared the team lead with 16 doubles while batting .286 with five home runs and 24 runs batted in.

Also returning among position players are honorable mention selections Dawson Parry at first base and center fielder Reece Anderson.

Parry was one of two Jackrabbits to start all 52 games last season, finishing 2023 with a .322 batting average along with 10 home runs and 39 runs batted in.

Anderson moved into the leadoff spot late in the 2023 campaign and responded by posting a .286 batting average with five homers and 28 RBIs. The Johnston, Iowa, native also excelled in the field, committing only one error in 126 defensive chances that included three outfield assists. He later was named to the all-tournament team at the Summit League Baseball Championship for the second time in his career.

Representing the Jackrabbit pitching staff on the year-end awards list was right-handed starter Jake Goble. A Rapid City native, Goble closed out his sophomore season by tying for the team lead in victories after notching a 5-3 record over 15 appearances with 11 starts. He finished the year with a 4.32 ERA in a team-high 58 1/3 innings, and limited the opposition to a .240 batting average.

**ROAD WARRIORS:** As has been the norm for college baseball programs from northern states, SDSU has spent almost the entire first two months of the season away from home.

By moving a series two weeks ago against Northern Colorado to Papillion, Nebraska, the Jackrabbits played their first 29 games of the season on the road, covering seven different states. After playing the first eight games of the season in the state of New Mexico (New Mexico State, Feb. 16-19; New Mexico Feb. 22-24), the Jacks also played nonconference series at Southern Illinois-Edwardsville (March 1-3), Dayton (March 8-10), as well as Summit League series at Oral Roberts (March 15-17) and versus St. Thomas (March 22-24). Mid-week games at Kansas State (March 13) and Creighton (March 19) also were part of the early season slate.

SDSU's home opener was originally slated for March 28 against Northern Colorado.

During the 2023 season, SDSU played its first 26 games outside the state of South Dakota. Due to inclement weather and unplayable field conditions, the Jackrabbits managed to play only one true home game at Erv Huether Field last season. A Summit League series against North Dakota State in late March/early April was moved to the Omaha (Neb.)/Council Bluffs (Iowa) area, with three other games played in Sioux Falls. Seven other games slated to be played on the Brookings-based campus at Erv Huether Field were moved across town to the municipally run Bob Shelden Field.

**POWER SURGE:** The Jackrabbits dramatically increased their power numbers over the last two seasons, topping the 60-home run mark in both 2022 and 2023.

South Dakota State finished the 2022 season with a league-leading 62 home runs, followed by a school-record 89 round-trippers in 2023.

The Jackrabbits have picked up right where they left off, slugging a total of 46 home runs thus far during the 2024 campaign. SDSU hit at least one home run in each of its first 13 games and 22 of 29 this season. The Jackrabbits have hit multiple home runs in 14 games, highlighted by a season-best five in the March 28 series opener against Northern Colorado.

After hitting three home runs this past weekend against North Dakota State, SDSU ranks 40th among NCAA Division I teams with 46 home runs and 35th with an average of 1.59 home runs per game.

## 2024 INDIVIDUAL GAME HIGHS

### INDIVIDUAL – BATTING

**AT-BATS:** 6, five times (last: by Reece Anderson, vs. Northern Colorado, 3-29-24 [Game 1])

**RUNS SCORED:** 4, by Carter Sintek, at Oral Roberts, 3-16-24

**HITS:** 3, 16 times (last: by Reece Anderson and Cael Frost, at North Dakota State, 4-6-24 [Game 2])

**RUNS BATTED IN:** 5, by Dawson Parry, at New Mexico State, 2-18-24, and by Cael Frost, vs. Northern Colorado, 3-29-24 [Game 2]

**DOUBLES:** 2, three times (last: by Dawson Parry, at North Dakota State, 4-5-24)

**TRIPLES:** 1, nine times (three times by Carter Sintek; last: by Cade Stuff, at North Dakota State, 4-6-24 [Game 2])

**HOME RUNS:** 2, by Dawson Parry, at New Mexico State, 2-18-24; by Jordan Sagedahl, at SIUE, 3-3-24, and by Dawson Parry, vs. Northern Colorado, 3-28-24

**TOTAL BASES:** 8, five times (last: by Dawson Parry, vs. Northern Colorado, 3-28-2024)

**BASES ON BALLS:** ^5, by Dawson Parry, at New Mexico State, 2-19-24

**STRIKEOUTS:** 4, by Davis Carr, at Dayton, 3-8-24 [Game 1], and by Cael Frost, vs. Northern Colorado, 3-29-24 [Game 1]

**STOLEN BASES:** 2, by Jess Bellows, at New Mexico State, 2-18-24

**SACRIFICE BUNTS:** 1, nine times (last: by Matthew Werk, vs. North Dakota State, 4-6-24 [Game 2])

**SACRIFICE FLIES:** 2, by Cade Stuff, at Oral Roberts, 3-16-24

**HIT BY PITCH:** 2, four times (last: by Luke Luskey, at Oral Roberts, 3-17-24)

### INDIVIDUAL – FIELDING

**PUTOUTS:** 15, by Davis Carr, vs. Northern Colorado, 3-29-24 [Game 1]

**ASSISTS:** 7, by Cade Stuff, at Oral Roberts, 3-17-24

**ERRORS:** 3, by Bryce Ronken, vs. Northern Colorado, 3-29-24 [Game 2]

### INDIVIDUAL – PITCHING

**INNINGS PITCHED:** 8.0, by Jake Goble, at SIUE, 3-2-24 [Game 1], and by Nic McCay, vs. St. Thomas, 3-22-24

**RUNS ALLOWED:** 14, by Jake Goble, vs. Northern Colorado, 3-29-24 [Game 2]

**EARNED RUNS ALLOWED:** 9, by Jake Goble, vs. Northern Colorado, 3-29-24 [Game 2]

**HITS ALLOWED:** 14, by Jake Goble, vs. Northern Colorado, 3-29-24 [Game 2]

**HOME RUNS ALLOWED:** 3, by Sam Schlecht, vs. Northern Colorado, 3-29-24 [Game 1]

**STRIKEOUTS:** ^13, by Nic McCay, at Oral Roberts, 3-15-24

**MOST WALKS ALLOWED:** 7, by Alex Clemons, at New Mexico State, 2-18-24, and by Dylan Driessen, at New Mexico State, 2-19-24

**HIT BATTERS:** 3, four times (twice by Will Kent; last: by)

**WILD PITCHES:** 4, by Jake Goble, at North Dakota State, 4-6-24 [Game 2]

^ tied Division I-era school record (since 2005)

Newcomer Cael Frost, who homered in both games of an April 6 doubleheader at North Dakota State, leads the team with 14 home runs, followed by 10 by Dawson Parry. Eleven different Jackrabbits have hit a home run so far this season as Jess Bellows joined the group in the March 8 series opener at Dayton.

Frost currently ranks 12th among Division I players with his 14 home runs.

SDSU hit at least one home run in each of its first nine games last season and had an 11-game home run streak later in the season. Overall, the Jacks hit a home run in 38 of 52 contests during the 2023 campaign, including a season-best seven homers two times.

The Jackrabbits finished the 2023 season ranked 29th among NCAA Division I teams with an average of 1.71 home runs per game and 40th with a .505 slugging percentage.

Individually, four Jackrabbits reached double figures in the home run category in 2023. All-region catcher Ryan McDonald, who was on a pace to shatter a number of SDSU single-season records before missing the final month of the season due to injury, still managed to lead the squad with 17 home runs. Nic Nelson, who recorded a pair of three-home run games in May, wound up with 16 home runs, followed by 15 from Luke Ira and 10 by Dawson Parry. Of that group, only Parry returns to the lineup in 2024.

Thirteen different Jackrabbit players hit at least one home run last season.

During the 2022 season, SDSU homered in 26 of its last 28 games, which included a school-record streak of 18 consecutive games with a homer from March 19-May 6, 2022.

**BELLOWS' STREAKS END:** Jess Bellows saw a pair of long streaks, including a record-setting hitting streak, come to an end during a series at Dayton in early March.

A junior outfielder from Miles City, Montana, Bellows established a new Jackrabbit record for longest hitting streak in the Division I era (since 2005) with a 20-game streak over two seasons. He set the mark with a home run in his first at-bat March 8 at Dayton, surpassing the 19-game single-season streaks put together by Tyson Fisher (2006) and Matt Johnson (2009).

Bellows' streak covered the last nine games of the 2023 season and his first 11 games of the 2024 campaign. Combined, he hit .413 (31-for-75) during his 20-game hitting streak, starting with a 15-for-35 performance to close out 2023, followed by a 16-for-40 showing to open 2024.

In addition, Bellows' streak of reaching base safely ended at 32 games in the March 10 series finale at Dayton. Although his hitting streak ended in the second game of the March 8 doubleheader at Dayton, Bellows did reach base on a hit by pitch. He recorded a two-hit game March 9, but did not reach base in three plate appearances the next day.

**MCCAY COMES BACK AGAIN:** For the second time in his collegiate career, pitcher Nic McCay is on the comeback trail.

The senior right-hander from Carlisle, Iowa, made a successful return to the mound in the Feb. 22 series opener at New Mexico by tossing three scoreless innings in a starting role. He ended his stint with seven strikeouts, including striking out the side in each of the first two innings, while walking one and allowing one hit.

McCay had missed three of the last four seasons due to injury, including the entire 2023 campaign. Previously, he was sidelined during both the 2020 and 2021 seasons.

McCay began his Jackrabbit career by earning Freshman All-America honors from *Collegiate Baseball* in 2019 after posting a 6-1 record with a 4.08 earned run average over 14 starts. He also struck out 83 batters in 79 1/3 innings en route to second-team all-Summit League recognition.

In 2022, McCay marked his initial comeback by leading the team with 68 strikeouts and 68 1/3 innings pitched in 14 starts. He was honored on the all-Summit League Second Team for the second time in his career as he ended that season with a 4-4 record.

A native of Carlisle, Iowa, McCay moved into the Jackrabbit career top 10 for strikeouts earlier this season and has since vaulted into the No. 3 spot with 209 K's. He matched a Jackrabbit single-game record in the Division I era with a 13-strikeout performance March 15 at Oral Roberts and has 58 strikeouts in only 39 2/3 innings thus far in 2024.

McCay also has moved into the SDSU career top 10 in games started by a pitcher this season as his seven starts in 2024 have upped his total to 35, placing him seventh in program history.

In addition, McCay's 83 strikeouts his freshman season rank ninth on the Jackrabbit single-season charts.

## QUICK FACTS

**NAME OF SCHOOL:** South Dakota State University  
**CITY/ZIP:** Brookings, SD 57007  
**ENROLLMENT:** 11,505 (fall 2023)  
**COLORS:** Yellow and Blue  
**HOME STADIUM:** Erv Huether Field (600 capacity)  
**PRESIDENT:** Dr. Barry H. Dunn  
**ATHLETIC DIRECTOR:** Justin Sell  
**2023 OVERALL RECORD:** 24-28  
**2023 SUMMIT LEAGUE RECORD:** 13-11 (third place)  
**HOME RECORD:** 10-1  
**AWAY/NEUTRAL RECORD:** 13-22/1-5  
**POSITION STARTERS RETURNING/LOST:** 5/4  
**ALL-TIME RECORD:** 1,421-1,192-5  
**FIRST YEAR OF BASEBALL:** 1947  
**NCAA DIVISION I POSTSEASON APPEARANCES:** One/2013  
**NCAA DIVISION II POSTSEASON APPEARANCES:** Nine (last in 1995)

## HITTING STREAKS — DIVISION I ERA

Jess Bellows	2023-24	^20
Tyson Fisher	2006	19
Matt Johnson	2016	19
<b>Cael Frost</b>	<b>2024</b>	<b>19</b>
Luke Ringhofer	2015	17
Matt Johnson	2017	17
Nick Adams	2006	16
Luke Ringhofer	2017	16
Stephen Turner	2009	15
John Lee	2010	15
Beau Hanowski	2011	15
Zach Coppola	2015	15

^ Last nine games of 2023, first 11 games played in 2024

## ACTIVE CAREER LEADERS

### HOME RUNS

Dawson Parry	30
Cael Frost	14
Thatcher Kozal	12
Jordan Sagedahl	9
Cade Stuff	8
Reece Anderson	6

### RUNS BATTED IN

Dawson Parry	124
Jess Bellows	53
Reece Anderson	46
Cade Stuff	43
Cael Frost	39
Jordan Sagedahl	37
Thatcher Kozal	28

**SAGEDAHL A JACK OF MANY TRADES:** Jordan Sagedahl began the 2024 season as the Jackrabbits' Opening Day starter at third base, but has shown the ability to play wherever needed during his collegiate career.

In a recent series against Northern Colorado, Sagedahl moved over to shortstop in place of Carter Sintek, who is expected to be out for an extended period for medical reasons, before moving back to third base last weekend at North Dakota State. Despite all the recent shifting, Sagedahl has put together a career-best eight-game hitting streak, during which he is batting .414 (12-for-29) with three home runs, eight RBIs and 11 runs scored.

Sagedahl made his first start of the season at catcher in the March 3 series finale at SIUE and responded with the first two-home run game of his career. He also recorded 12 putouts in the contest behind a 10-strikeout performance by Arlen Peters.

A senior from Olivia, Minnesota, Sagedahl had seen the bulk of his action over the past two seasons at second base after playing 39 games at third base as a freshman in 2021. He made 16 appearances at second base in 2023, as well as seven at catcher, four at third base and two as the designated hitter.

In addition, Sagedahl made four pitching appearances — all in relief — last season. He posted a 1-0 record with one save while striking out 11 batters in 8 1/3 innings of work.

**TRANSFERS PROVIDE REINFORCEMENTS:** The Jacks are counting on contributions from six transfers in their attempt to climb to the top of The Summit League in 2024.

The pitching staff welcomes three newcomers, including right-hander Arlen Peters, who was the team's Opening Day starter. A native of Schanzenfeld, Manitoba, Peters began his collegiate career in the Kansas junior college ranks, pitching at Johnson County Community College in 2021 and Kansas City Community College in 2022. He was an all-conference selection in 2022 after turning in a 6-2 record, but missed the 2023 campaign due to injury.

He began the season in the starting rotation before splitting time between the bullpen and a starting role in recent weeks. Peters became the first Jackrabbit in two seasons to post double digits for strikeouts in a game, fanning 10 in a no-decision at SIUE on March 3.

Also expected to contribute in a setup role is another right-hander, Sam Schlecht. A native of Maple Grove, Minnesota, Schlecht began his collegiate career at Summit League rival St. Thomas before spending the 2023 season at Iowa Central Community College, where he led the squad with 87 strikeouts in 72 innings and posted a 6-5 record.

Schlecht is tied for third on the team with 10 appearances, including a start in the second game of a March 8 doubleheader at Dayton.

Rounding out the pitching additions is Alex Koep. The left-hander from Parkers Prairie, Minnesota, was an NCAA Division II All-America selection and earned Northern Sun Intercollegiate Conference Pitcher of the Year honors in 2023. He compiled a 7-1 record with a 2.43 ERA last season as a starter, but has most of his innings out of the bullpen this season as a setup man and alternate closer with the Jackrabbits. Koep recorded his first win as a Jackrabbit by pitching four strong innings of relief in the Feb. 22 series-opening win at New Mexico.

Among position players, outfielder Cael Frost headlines the list of newcomers after earning all-region recognition at Kirkwood Community College (Kan.). Frost batted .379 in each of his two junior college seasons, tallying 12 home runs, 17 doubles and a triple with 55 RBIs as a sophomore.

Frost has been the Jackrabbits' starting right fielder and has responded by batting a team-best .377 (43-for-114) while also leading the team with 14 home runs, nine doubles and an .825 slugging percentage. He also ranks second on the team with 39 RBIs.

Catcher Davis Carr also has moved into a regular starting role this season at catcher. A junior from Keller, Texas, who most recently played at Walla Walla Community College (Wash.), Carr has hit a pair of home runs and driven in 13 runs so far this season on only 12 hits.

**COACH BISHOP:** Rob Bishop, who has guided college baseball teams to 700 victories, was named head baseball coach at South Dakota State University on Aug. 1, 2016. Bishop is the ninth head coach in program history and the fourth in the Division I era of Jackrabbit baseball.

Now in his eighth season with the Jackrabbits, Bishop holds a 151-189 record at SDSU, including a 92-79 mark in Summit League regular season games. He recorded his 100th win with the Jackrabbits on April 3, 2022, as SDSU posted a 2-1 victory at St. Thomas.



## COACH BISHOP

### AT HURON UNIVERSITY

- 38-18 record in one season (2000)

### AT MILES CITY COMMUNITY COLLEGE

- 377-151 in 10 seasons (2001-10)

### AT MONTANA STATE-BILLINGS

- 134-153-1 in six seasons (2011-16)

### AT SOUTH DAKOTA STATE

- 151-189 in eight seasons (2017-present)
- 26-24 in 2017
- 18-32 in 2018
- 28-22 in 2019
- 5-12 in 2020
- 15-32 in 2021
- 22-23 in 2022
- 24-28 in 2023
- 13-16 in 2024

### CAREER TOTALS

- 700-511-1 in 25 seasons (2000-present)

In his first season, Bishop's 2017 squad returned to the winning side of the ledger with a 26-24 overall mark, including an 18-12 record for a third-place finish in The Summit League standings. SDSU won its opening-round game in the Summit League Baseball Championship, 6-5, over second-seeded North Dakota State.

In 2018, SDSU overcame a slow start to post a winning record in Summit League play at 14-13 and went on to reach the title game of the Summit League Baseball Championship. The Jackrabbits finished with an 18-32 overall record during a campaign in which they played only six home games.

SDSU bounced back in 2019, posting a 28-22 overall record that included a second-place mark of 19-10 in Summit League play. The Jackrabbits won or split nine of the 10 league series in regular season play en route to making an appearance in the four-team Summit League Baseball Championship for the 10th time in 11 years.

The 2020 season was canceled just before the start of Summit League play, with SDSU posting a 5-12 record in the first month of the season. The Jackrabbits recorded wins at Minnesota, Air Force and Kansas State the final week of the pandemic-shortened campaign.

When play resumed in the spring of 2021, the Jackrabbits posted a 15-32 overall record and suffered their first losing season in league play since 2016, but managed to earn the fourth and final spot in the Summit League Baseball Championship.

SDSU used a powerful offense to return to the Summit League tournament in 2022 after posting a 13-9 record in league play. The Jackrabbits, who doubled up the opposition in home runs by a 62-30 count, played only 12 home games in posting a 22-23 overall mark.

The Jackrabbits continued their offensive prowess in 2023 by setting a school record with 89 home runs in 52 games. SDSU played only one true home game but managed a 24-28 overall record and another winning season in Summit League play with a 13-11 mark. That momentum carried over to the four-team league postseason tournament, where the Jackrabbits made a run to the title game.

Overall, Bishop holds a 700-511-1 record (.578 winning percentage) as a collegiate head coach. He earned his 600th career victory in the Jackrabbits' 8-6 victory at UA Little Rock on March 10, 2019, and reached the 700-win milestone when SDSU defeated North Dakota State, 11-7, on April 6, 2024.

Individually, Jackrabbit players have been honored as all-Summit League performers 34 times during Bishop's tenure, including nine all-league selections in 2023. Catcher Ryan McDonald was a first-team all-league honoree at catcher and later earned second-team ABCA/Rawlings All-Central Region recognition. Drew Beazley earned all-Summit League honors for the third time in his career as a second-team outfielder while Cade Stuff was named to the second team as a second baseman. Six other Jackrabbits were honorable mention selections.

In addition, Bishop has mentored a handful of Jackrabbit players who have pursued professional careers. Catcher Luke Ringhofer was selected in the 22nd round of the 2017 Major League Baseball Draft by the Baltimore Orioles and relief pitcher Chris Halbur was offered a free agent contract by the Los Angeles Dodgers after Bishop's first season in Brookings. Shortstop Gus Steiger signed with the Cincinnati Reds following an abbreviated 2020 MLB Draft. In 2019, left-handed pitcher Brady Stover was a 31st-round pick of the Washington Nationals, but opted to return to the Jackrabbits for his senior season.

Following the 2023 MLB Draft, pitcher Ryan Bourassa signed as a free agent with the Atlanta Braves organization.

Prior to becoming head coach at SDSU, Bishop spent six years at NCAA Division II member Montana State University-Billings, where he led the Yellowjackets to back-to-back Great Northwest Athletic Conference regular season titles in 2015 and 2016, attaining the program's first-ever 30-win season with a 30-20 record in 2016.

Previously, Bishop spent 10 years at Miles City Community College in Montana, where his teams won MonDak conference championships every year. His squads also claimed five consecutive junior college region titles and a Northwest District championship in 2007 to advance to the NJCAA Division II College World Series.

Bishop's teams won at least 30 games in all 10 seasons, including four with 40 wins. He ended his tenure at Miles City with a 377-151 overall record. He also served as athletic director the last five years of his tenure at Miles City.

Bishop served as a graduate assistant at SDSU under head coach Mark Ekeland during the 1998 and 1999 seasons. In his first year as a head coach, Bishop led Huron University to the South Dakota Intercollegiate Conference title in 2000 with a 38-18 record.

## PRONUNCIATION GUIDE

Arbogast	ARE-bo-gast
Augedahl	AUG-ah-doll
Benes	BENN-iss
Driessen	DREE-sen
Faix	fay
Goble	GO-bull
Koep	kep
Kogel	CO-gull
Kozal	CO-zull
Kruger	CREW-gurr
Richey	RICH-ee
Sagedahl	SAG-ah-doll
Schlecht	shleckt
Dagen Schramm	DAY-gun shram
Sintek	SIN-tech
Toman	TOE-man

A 1994 graduate of Jamestown College, Bishop earned NAIA All-America honors during the 1992 and 1994 seasons as an infielder.

**THE ROSTER:** The 2024 SDSU baseball roster features 38 players from nine different states and one Canadian province. Of the 38 players, 14 are from Minnesota, eight are from South Dakota, five are Iowa natives, and four hail from Nebraska. Two players are from Montana, while Colorado, Texas, Utah, Washington and Manitoba are represented by one player each.

By class, two are graduate transfers, six are seniors and 14 are juniors. The sophomore and redshirt freshman classes each have five players, while six are incoming freshmen.

No.	PLAYER	Pos.	B-T	Ht.	Wt.	Yr.	HOMETOWN (PREVIOUS SCHOOL)
1	Jess Bellows**	OF	R/R	5-10	190	Jr.	Miles City, Mont./Custer County District H.S.
2	Carter Sintek	IF	R/R	6-0	175	R-Fr.	Bennington, Neb./Fremont H.S.
3	Matthew Werk*	IF	R/R	5-11	190	So.	Madison Lake, Minn./Mankato East H.S.
4	Cade Stuff*	IF	L/R	6-0	190	Sr.	Great Falls, Mont./Miles CC (Mont.)
5	Nic McCay**	P	R/R	6-0	200	Sr.	Carlisle, Iowa/Carlisle H.S.
6	Jordan Sagedahl***	IF	R/R	6-2	190	Sr.	Olivia, Minn./BOLD H.S.
7	Tyson Kogel*	IF	L/R	5-10	185	So.	Sioux Falls, S.D./Harrisburg H.S.
8	Cohen Henry	OF	L/R	6-2	200	Fr.	Sioux Falls, S.D./Jefferson H.S.
9	Luke Luskey	IF	R/R	5-10	205	R-Fr.	Green Isle, Minn./Belle Plaine H.S.
10	Arlen Peters	P	R/R	6-2	230	Jr.	Schanzenfeld, Manitoba/Kansas City CC (Kan.)
11	Dane Toman**	P	R/R	6-2	190	Jr.	Bellevue, Neb./Bellevue West H.S.
12	Reece Arbogast**	P	R/L	5-8	200	Jr.	Sioux Falls, S.D./O'Gorman H.S.
13	Dagen Schramm*	C	L/R	6-0	185	Jr.	Sioux Falls, S.D./Washington H.S.
14	Dylan Richey*	P	R/R	6-1	215	Jr.	Wewala, S.D./Butler CC (Kan.)
15	Thatcher Kozal**	OF	L/R	5-11	185	Sr.	Waverly, Neb./Iowa Western CC
17	Alex Clemons**	P	R/R	6-1	215	Jr.	Bettendorf, Iowa/Pleasant Valley H.S.
18	Reece Anderson***	OF	R/R	6-1	200	Sr.	Johnston, Iowa/Johnston H.S.
19	Owen Bishop**	P	R/R	6-2	190	Jr.	Arlington, Wash./Arlington H.S.
20	Davis Carr	C	R/R	6-2	185	Jr.	Keller, Texas/Walla Walla CC (Wash.)
21	Dylan Driessen*	P	R/R	6-3	220	So.	Omaha, Neb./Millard West H.S.
22	Sam Schlecht	P	R/R	6-6	225	Jr.	Maple Grove, Minn./Iowa Central CC
23	Jack Kruger*	P	R/R	6-4	220	So.	Belle Plaine, Minn./Belle Plaine H.S.
24	Cael Frost	OF	L/R	5-11	195	Jr.	Gilbertville, Iowa/Kirkwood CC (Iowa)
25	Hunter Palmer	OF	R/R	6-0	190	R-Fr.	St. Michael, Minn./St. Michael-Albertville H.S.
27	Bryce Ronken	IF	L/R	5-11	190	Fr.	Sioux Falls, S.D./Washington H.S.
28	Adam Benes**	IF/OF	R/R	5-11	195	Jr.	Longmont, Colo./Longmont H.S.
29	Will Kent*	P	R/R	6-1	185	So.	Rosemount, Minn./Rosemount H.S.
30	Tyus Smith	P	R/R	6-5	200	Fr.	Prior Lake, Minn./Prior Lake H.S.
31	Charlie Jacobson	P	L/L	6-6	230	R-Fr.	Marshall, Minn./Marshall H.S.
32	Jude Sundquist	P	R/R	6-5	230	R-Fr.	Chisholm, Minn./Chisholm H.S.
33	Dawson Parry**	IF/DH	R/R	6-1	240	Sr.	Highland, Utah/Miles CC (Mont.)
34	Brady Hawkins**	P	R/R	6-3	225	Jr.	Mitchell, S.D./Ethan H.S.
35	Jake Goble**	P	R/R	6-5	235	Jr.	Rapid City, S.D./St. Thomas More H.S.
36	Jayden Gibson	C	R/R	6-0	200	Gr.	Grinnell, Iowa/Parkland CC (Ill.)
37	Alex Koep	P	L/L	5-10	195	Gr.	Parkers Prairie, Minn./Minnesota Crookston
38	Mason Lang	C	L/R	6-1	205	Fr.	Chaska, Minn./Chanhassen H.S.
39	Andrew Phillips	OF	L/R	5-11	200	Fr.	Hartland, Minn./NRHEG H.S.
41	Tristan Augedahl	P	L/L	6-8	195	Fr.	Caledonia, Minn./Caledonia H.S.

\* indicates number of varsity letters earned

### COACHING STAFF

Head Coach-Rob Bishop  
Pitching Coach-Connor Faix

Assistant Coach-Danny Higginbotham  
Volunteer Assistant-Ryley Kozisek

**A LOOK AHEAD:** The Jackrabbits are scheduled to be back on the road to close out the first half of Summit League play with a three-game weekend series at Omaha. Friday's series opener is set for a 6 p.m. first pitch at Tal Anderson Field. Games Saturday and Sunday are set for respective starting times of 2 and 1 p.m.



# 2024 JACKRABBIT BASEBALL PROSPECTUS

## POSITION STARTERS

### Returning (R) and Lost (L)

	CI.	Notes
(L) C: Ryan McDonald	–	First-team all-Summit League; .417 avg., 17 HR, 39 RBI, .929 slg. in 36 games
(R) 1B: Dawson Parry	Sr.	All-Summit League honorable mention; .322 avg., 10 HR, 39 RBI, .528 slg.
(R) 2B: Cade Stuff	Sr.	Second-team all-Summit League; .286 avg., 5 HR, 16 2B, 24 RBI in 50 games
(L) SS: Luke Ira	–	All-Summit League honorable mention; .252 avg., 15 HR, 47 RBI, .533 slg.
(L) 3B: Nic Nelson	–	All-Summit League honorable mention; .299 avg., 16 HR, 52 RBI, .619 slg.
(R) LF: Jess Bellows	Jr.	.293 avg., 1 HR, 24 RBI in 48 games (43 starts)
(R) CF: Reece Anderson	Sr.	All-Summit League honorable mention; .286 avg., 5 HR, 28 RBI, 4 SB
(L) RF: Drew Beazley	–	Second-team all-Summit League; .269 avg., 8 HR, 16 2B, 39 RBI, 8 SB
(R) DH: Thatcher Kozal	Sr.	.230 avg., 5 HR, 13 RBI in 38 games (24 starts)

## STARTING PITCHERS

### Returning (R) and Lost (L)

	CI.	Notes
(R) LHP: Reece Arbogast	Jr.	1-0 record, 5.74 ERA, 36 K, 17 BB in 47.0 IP (8 starts)
(R) RHP: Jake Goble	Jr.	All-Summit League honorable mention; 5-3, 4.32 ERA, 46 K, 19 BB in 11 starts
(L) RHP: Blake Kunz	–	1-7 record, 6.51 ERA, 59 K, 38 BB in 56.2 IP (11 starts)

(R) RHP: Nic McCay	Sr.	Sat out 2023 due to injury; 4-4 record, 5.80 ERA in 68.1 IP (14 starts) in 2022
(R) RHP: Owen Bishop	Jr.	Missed 2023 season; 4-5 record, 4.19 ERA over 58.0 IP (11 starts) in 2022

## OTHER POSITION PLAYERS

	CI.	Notes
(R) UT/DH: Adam Benes	Jr.	Batted .225 with 3 HR and 13 RBI in 37 games (22 starts) in 2023
(R) IF: Tyson Kogel	So.	Redshirted during 2023 season; batted .154 (2-for-13) in 6 games in '22
(R) UT: Jordan Sagedahl	Sr.	Batted .171 with 2 2B and 5 RBI in 2023
(R) C: Dagen Schramm	Jr.	Batted .182 with 2 HR and 8 RBI in 24 games (16 starts) in 2023
(L) C: Brandon Vlcko	–	Batted .250 with 1 HR and 5 RBI in 8 games (6 starts) in 2023
(R) IF: Matthew Werk	So.	Played in 21 games (8 starts) in 2023, batting .243 with 1 HR and 5 RBI
(L) OF: Bryce Zimmerman	–	Played in 2 games in 2023

## OTHER PITCHERS

	CI.	Notes
(L) RHP: Ryan Bourassa	–	3-3 record, 8 SV, 4.46 ERA, 62 K, 15 BB over 40.1 IP in 20 appearances
(R) RHP: Alex Clemons	Jr.	2-0 record, 7.04 ERA, 42 K, 23 BB over 30.2 IP in 19 appearances (2 starts)
(R) RHP: Dylan Driessen	So.	5-4 record, 6.48 ERA, 36 K, 18 BB over 25.0 IP in 19 relief appearances
(R) RHP: Brady Hawkins	So.	2-4 record, 7.49 ERA in 17 appearances (5 starts); 23 K, 15 BB in 33.2 IP
(R) RHP: Will Kent	So.	2-1 record, 11.02 ERA in 8 appearances (4 starts); 14 K, 18 BB in 16.1 IP
(R) RHP: Jack Kruger	So.	0-3 record, 7.90 ERA in 16 appearances (6 starts); 31 K, 30 BB in 41.0 IP
(R) RHP: Dylan Richey	Jr.	0-2 record, 9.31 ERA in 13 appearances (1 start); 18 K, 12 BB in 19.1 IP
(R) RHP: Jordan Sagedahl	Jr.	1-0 record, 7.56 ERA in 4 relief appearances; 11 K, 4 BB in 8.1 IP
(L) RHP: Eli Sundquist	–	All-Summit League HM; 1-1, 1 SV, 4.45 ERA, 47 K, 27 BB in 28.1 IP over 17 App
(R) RHP: Dane Toman	Jr.	1-0 record, 7.03 ERA in 13 appearances (3 starts); 17 K, 26 BB in 24.1 IP

## RETURNING REDSHIRTS

LHP: Charlie Jacobson
IF: Luke Luskey
OF: Hunter Palmer
IF: Carter Sintek
RHP: Jude Sundquist

## INCOMING PLAYERS

LHP: Tristan Augedahl	C: Davis Carr (JUCO transfer)
OF: Cohen Henry	OF: Cael Frost (JUCO transfer)
C: Mason Lang	C: Jayden Gibson (grad transfer)
OF: Andrew Phillips	LHP: Alex Koep (grad transfer)
IF: Bryce Ronken	RHP: Arlen Peters (JUCO transfer)
P: Tyus Smith	RHP: Sam Schlect (JUCO transfer)

# 2024 JACKRABBIT BASEBALL RESULTS

DATE	OPPONENT	SCORE	SITE	SDSU	OPPONENT	W-L	PITCHER OF RECORD
Feb. 16	New Mexico State	L, 6-8	Las Cruces, N.M.	6-8-1	8-9-0	0-1	Sam Schlecht (0-1)
Feb. 17	New Mexico State	L, 9-13	Las Cruces, N.M.	9-10-1	13-10-4	0-2	Jake Goble (0-1)
Feb. 18	New Mexico State	W, 8-5	Las Cruces, N.M.	8-7-1	5-1-1	1-2	Alex Clemons (1-0)
Feb. 19	New Mexico State	W, 11-10	Las Cruces, N.M.	11-12-4	10-14-0	2-2	Dylan Driessen (1-0)
Feb. 22	New Mexico	W, 11-5	Albuquerque, N.M.	11-11-1	5-8-1	3-2	Alex Koep (1-0)
Feb. 23	New Mexico	L, 11-12	Albuquerque, N.M.	11-19-2	12-16-3	3-3	Reece Arbogast (0-1)
Feb. 24	New Mexico	L, 8-9	Albuquerque, N.M.	8-14-3	9-12-1	3-4	Alex Clemons (1-1)
Feb. 24	New Mexico	L, 2-13	Albuquerque, N.M.	2-9-0	13-15-0	3-5	Will Kent (0-1)
Mar. 1	SIUE	W, 6-3	Edwardsville, Ill.	6-11-0	3-9-1	4-5	Brady Hawkins (1-0)
Mar. 2	SIUE	W, 8-1	Edwardsville, Ill.	8-11-2	1-5-2	5-5	Jake Goble (1-1)
Mar. 2	SIUE	(7 inn.) W, 5-4	Edwardsville, Ill.	5-8-0	4-8-0	6-5	Will Kent (1-1)
Mar. 3	SIUE	(10 inn.) L, 5-6	Edwardsville, Ill.	5-9-2	6-11-2	6-6	Dylan Driessen (1-1)
Mar. 8	Dayton	W, 8-5	Dayton, Ohio	8-11-1	5-5-2	7-6	Alex Clemons (2-1)
Mar. 8	Dayton	(7 inn.) L, 5-15	Dayton, Ohio	5-6-1	15-11-1	7-7	Will Kent (1-2)
Mar. 9	Dayton	L, 3-7	Dayton, Ohio	3-7-1	7-10-1	7-8	Jake Goble (1-2)
Mar. 10	Dayton	L, 6-16	Dayton, Ohio	6-7-3	16-12-1	7-9	Arlen Peters (0-1)
Mar. 13	Kansas State	L, 5-16	Manhattan, Kan.	5-5-2	16-15-0	7-10	Jack Kruger (0-1)
Mar. 16	*Oral Roberts	W, 5-2	Tulsa, Okla.	5-11-1	2-5-1	8-10 (1-0)	Nic McCay (1-0)
Mar. 17	*Oral Roberts	W, 12-7	Tulsa, Okla.	12-0-0	7-12-2	9-10 (2-0)	Jake Goble (2-2)
Mar. 18	*Oral Roberts	W, 6-3	Tulsa, Okla.	6-10-1	3-4-0	10-10 (3-0)	Reece Arbogast (1-1)
Mar. 20	Creighton	L, 3-10	Omaha, Neb.	3-7-3	10-10-1	10-11	Will Kent (1-3)
Mar. 22	*St. Thomas	W, 1-0	Omaha, Neb.	1-2-0	0-3-2	11-11 (4-0)	Nic McCay (2-0)
Mar. 23	*St. Thomas	L, 5-11	Omaha, Neb.	5-9-2	11-12-1	11-12 (4-1)	Jake Goble (2-3)
Mar. 28	*Northern Colorado	(8 inn.) L, 7-19	Papillion, Neb.	7-11-3	19-15-2	11-13 (4-2)	Brady Hawkins (1-1)
Mar. 29	*Northern Colorado	L, 7-19	Papillion, Neb.	7-15-1	19-18-0	11-14 (4-3)	Alex Clemons (2-2)
Mar. 29	*Northern Colorado	(7 inn.) L, 12-26	Papillion, Neb.	12-9-5	26-21-1	11-15 (4-4)	Jake Goble (2-4)
Apr. 5	*North Dakota State	W, 5-1	Fargo, N.D.	5-8-2	1-3-0	12-15 (5-4)	Nic McCay (3-0)
Apr. 6	*North Dakota State	L, 8-9	Fargo, N.D.	8-14-5	9-9-1	12-16 (5-5)	Reece Arbogast (1-2)
Apr. 6	*North Dakota State	W, 11-7	Fargo, N.D.	11-13-2	7-10-3	13-16 (6-5)	Jake Goble (3-4)

## 2024 INNING-BY-INNING SCORING SUMMARY

	1	2	3	4	5	6	7	8	9	EX	TOTAL
South Dakota State	30	14	31	15	23	30	23	12	21	0	199
Opponents	33	34	17	26	34	18	52	27	20	1	262

## JACKRABBITS' RECORD WHEN ...

Overall .....	13-16	Scoring 6-9 Runs .....	5-7	Trailing After 8 Innings .....	1-10
Summit League .....	6-5	Scoring 10+ Runs .....	4-2	Tied After 8 Innings .....	1-0
Non-Conference .....	7-11	Opponent Scores 0-2 Runs .....	4-0	Hit 0 Home Runs .....	3-4
Home Games .....	0-0	Opponent Scores 3-5 Runs .....	6-0	Hit 1 Home Run .....	5-3
Away Games .....	12-12	Opponent Scores 6-9 Runs .....	2-5	Hit 2+ Home Runs .....	5-9
Neutral-Site Games .....	1-4	Opponent Scores 10+ Runs .....	1-11	Opponent Hit 0 Home Runs .....	9-8
Day Games .....	10-15	Scored in First Inning .....	8-7	Opponent Hit 1 Home Run .....	3-2
Night Games (start 6 p.m. or later) .....	3-1	Opponent Scored in First Inning .....	4-10	Opponent Hit 2+ Home Runs .....	1-6
vs. Left-Handed Starter .....	3-3	Scores First .....	12-9	Made 0 Errors .....	4-1
vs. Right-Handed Starter .....	10-13	Opponent Scores First .....	1-7	Made 1 Error .....	5-5
1-Run Games .....	3-4	Leading After 6 Innings .....	10-4	Made 2+ Errors .....	4-10
2-Run Games .....	0-1	Trailing After 6 Innings .....	2-11	Opponent Made 0 Errors .....	4-4
5+ Run Games .....	3-9	Tied After 6 Innings .....	1-1	Opponent Made 1 Error .....	4-8
Extra Innings .....	0-1	Leading After 7 Innings .....	9-2	Opponent Made 2+ Errors .....	5-4
Shutouts .....	1-0	Trailing After 7 Innings .....	0-12	Out-Hit Opponent .....	9-3
Scoring 0-2 Runs .....	1-1	Tied After 7 Innings .....	3-0	Out-Hit By Opponent .....	3-12
Scoring 3-5 Runs .....	3-6	Leading After 8 Innings .....	10-2	Hits Tied .....	1-1

# 2024 JACKRABBIT BASEBALL STATISTICS

## JACKRABBIT HOME RUN LOG

1. Cael Frost (1)	Feb. 16 at New Mexico State	2-Run	1st Inning
2. Dawson Parry (1)	Feb. 16 at New Mexico State	2-Run	3rd Inning
3. Reece Anderson (1)	Feb. 16 at New Mexico State	2-Run	8th Inning
4. Davis Carr (1)	Feb. 17 at New Mexico State	Solo	7th Inning
5. Dawson Parry (2)	Feb. 18 at New Mexico State	Solo	1st Inning
6. Cael Frost (2)	Feb. 18 at New Mexico State	Solo	4th Inning
7. Dawson Parry (3)	Feb. 18 at New Mexico State	Grand Slam	9th Inning
8. Davis Carr (2)	Feb. 19 at New Mexico State	3-Run	2nd Inning
9. Dawson Parry (4)	Feb. 22 at New Mexico	2-Run	1st Inning
10. Carter Sintek (1)	Feb. 22 at New Mexico	Solo	4th Inning
11. Cade Stuff (1)	Feb. 22 at New Mexico	Solo	4th Inning
12. Cael Frost (3)	Feb. 22 at New Mexico	2-Run	5th Inning
13. Bryce Ronken (1)	Feb. 23 at New Mexico	2-Run	2nd Inning
14. Thatcher Kozal (1)	Feb. 23 at New Mexico	Solo	9th Inning
15. Cael Frost (4)	Feb. 24 at New Mexico-1	2-Run	7th Inning
16. Thatcher Kozal (2)	Feb. 24 at New Mexico-2	Solo	5th Inning
17. Dawson Parry (5)	Mar. 1 at SIUE	^Solo	3rd Inning
18. Cael Frost (5)	Mar. 1 at SIUE	^Solo	3rd Inning
19. Carter Sintek (2)	Mar. 2 at SIUE-1	2-Run	1st Inning
20. Dawson Parry (6)	Mar. 2 at SIUE-1	Solo	2nd Inning
21. Luke Luskey (1)	Mar. 2 at SIUE-1	Solo	9th Inning
22. Cael Frost (6)	Mar. 2 at SIUE-2	3-Run	7th Inning
23. Jordan Sagedahl (1)	Mar. 3 at SIUE	Solo	3rd Inning
24. Cade Stuff (2)	Mar. 3 at SIUE	2-Run	4th Inning
25. Jordan Sagedahl (2)	Mar. 3 at SIUE	2-Run	9th Inning
26. Jess Bellows (1)	Mar. 8 at Dayton	Solo	3rd Inning
27. Cael Frost (7)	Mar. 8 at Dayton	3-Run	4th Inning
28. Luke Luskey (2)	Mar. 8 at Dayton	2-Run	8th Inning
29. Dawson Parry (7)	Mar. 13 at Kansas State	Grand Slam	1st Inning
30. Cael Frost (8)	Mar. 13 at Kansas State	Solo	3rd Inning
31. Cael Frost (9)	Mar. 16 at Oral Roberts	3-Run	6th Inning
32. Dawson Parry (8)	Mar. 17 at Oral Roberts	Grand Slam	6th Inning
33. Cael Frost (10)	Mar. 23 vs. St. Thomas	Solo	4th Inning
34. Thatcher Kozal (3)	Mar. 23 vs. St. Thomas	2-Run	7th Inning
35. Dawson Parry (9)	Mar. 28 vs. Northern Colorado	2-Run	1st Inning
36. Bryce Ronken (2)	Mar. 28 vs. Northern Colorado	Solo	3rd Inning
37. Jordan Sagedahl (3)	Mar. 28 vs. Northern Colorado	Solo	7th Inning
38. Cael Frost (11)	Mar. 28 vs. Northern Colorado	^Solo	7th Inning
39. Dawson Parry (10)	Mar. 28 vs. Northern Colorado	^Solo	7th Inning
40. Cade Stuff (3)	Mar. 29 vs. Northern Colorado-1	3-Run	1st Inning
41. Luke Luskey (3)	Mar. 29 vs. Northern Colorado-1	2-Run	5th Inning
42. Jordan Sagedahl (4)	Mar. 29 vs. Northern Colorado-2	Solo	3rd Inning
43. Cael Frost (12)	Mar. 29 vs. Northern Colorado-2	Grand Slam	3rd Inning
44. Cael Frost (13)	Apr. 6 at North Dakota State-1	Solo	1st Inning
45. Jordan Sagedahl (5)	Apr. 6 at North Dakota State-1	2-Run	6th Inning
46. Cael Frost (14)	Apr. 6 at North Dakota State-2	2-Run	5th Inning

^ Back-to-back home runs

#Leadoff home run

PH-Pinch-hit

## HOME RUNS BY TYPE

Solo	21
2-Run	16
3-Run	5
Grand Slam	4

## HOME RUNS BY INNING

First	8
Second	3
Third	9
Fourth	6
Fifth	4
Sixth	3
Seventh	7
Eighth	2
Ninth	4
10th or later	0



# The AutomatedScoreBook

## Overall Statistics for South Dakota State (as of Apr 06, 2024)

### (All games Sorted by Batting avg)

Record: 13-16 Home: 0-0 Away: 12-12 Neutral: 1-4 Summit: 6-5

Player	avg	gp-gs	ab	r	h	2b	3b	hr	rbi	tb	slg%	bb	hp	so	gdp	ob%	sf	sh	sb-att	po	a	e	fld%
Cael Frost	.377	29-29	114	33	43	9	0	14	39	94	.825	15	4	27	4	.459	2	0	1-1	49	2	1	.981
Dawson Parry	.342	29-29	117	24	40	9	0	10	45	79	.675	14	2	20	4	.412	3	0	0-0	30	2	1	.970
Reece Anderson	.311	19-19	74	22	23	3	1	1	7	31	.419	6	5	12	2	.400	0	2	1-3	31	0	1	.969
Cade Stuff	.291	28-28	110	14	32	7	1	3	18	50	.455	6	3	21	4	.333	4	0	0-2	38	69	6	.947
Jess Bellows	.287	27-27	101	17	29	6	1	1	12	40	.396	6	6	16	3	.360	1	1	5-8	42	2	2	.957
Jordan Sagedahl	.283	23-17	60	13	17	1	0	5	13	33	.550	8	0	18	2	.362	1	1	1-1	63	20	5	.943
Carter Sintek	.283	23-23	92	22	26	2	3	2	9	40	.435	6	6	9	1	.362	1	1	0-2	31	51	4	.953
Bryce Ronken	.274	26-21	73	15	20	4	2	2	6	34	.466	9	3	24	2	.372	1	0	2-2	16	24	11	.784
Luke Luskey	.263	27-23	76	9	20	5	0	3	13	34	.447	7	5	18	0	.360	1	1	1-1	135	4	0	1.000
Dagen Schramm	.235	8-6	17	1	4	0	0	0	1	4	.235	0	0	5	0	.235	0	0	0-0	27	10	0	1.000
Thatcher Kozal	.212	20-7	33	7	7	2	0	3	5	18	.545	4	0	17	0	.297	0	0	3-3	7	0	0	1.000
Matthew Werk	.190	15-5	21	2	4	1	0	0	1	5	.238	2	1	10	0	.292	0	1	2-2	11	20	1	.969
Davis Carr	.182	25-17	66	12	12	4	0	2	13	22	.333	8	4	32	0	.304	1	0	1-1	158	13	5	.972
Adam Benes	.161	23-4	31	5	5	1	0	0	6	6	.194	6	0	15	0	.297	0	1	1-1	61	3	0	1.000
Cohen Henry	.133	11-5	15	3	2	0	1	0	1	4	.267	5	1	8	0	.381	0	1	0-0	15	0	0	1.000
Tyson Kogel	.000	3-0	2	0	0	0	0	0	0	0	.000	1	0	2	0	.333	0	0	0-0	0	3	0	1.000
Jayden Gibson	.000	1-1	2	0	0	0	0	0	0	0	.000	0	0	1	0	.000	0	0	0-0	4	0	0	1.000
Hunter Palmer	.000	1-0	1	0	0	0	0	0	0	0	.000	0	0	1	0	.000	0	0	0-0	1	0	0	1.000
Totals	.283	29	1005	199	284	54	9	46	189	494	.492	103	40	256	22	.367	15	9	18-27	726	245	50	.951
Opponents	.295	29	992	262	293	61	13	27	226	461	.465	205	49	245	16	.435	12	8	36-47	762	258	34	.968

LOB - Team (213), Opp (277). DPs turned - Team (16), Opp (23). CI - Team (0), Opp (2). IBB - Team (4), Parry 2, Frost 1, Sintek 1, Opp (1). Picked off - Sintek 2, Stuff 1, Luskey 1.

### (All games Sorted by Earned run avg)

Player	era	w-l	app	gs	cg	sho	sv	ip	h	r	er	bb	so	2b	3b	hr	b/avg	wp	hp	bks	sfa	sha
Nic McCay	2.27	3-0	7	7	0	0/1	0	39.2	30	12	10	15	58	8	2	1	.205	4	5	1	1	1
Brady Hawkins	3.00	1-1	10	0	0	0/0	0	9.0	14	8	3	2	5	1	0	2	.333	0	3	0	0	0
Reece Arbogast	4.24	1-2	8	3	0	0/0	0	23.1	29	17	11	8	12	4	0	3	.293	1	0	0	0	2
Arlen Peters	6.44	0-1	8	5	0	0/0	0	29.1	32	24	21	26	25	6	3	3	.276	8	2	0	0	2
Dylan Driessen	6.64	1-1	15	0	0	0/0	1	20.1	17	18	15	27	27	3	0	1	.227	7	5	0	1	0
Owen Bishop	6.75	0-0	2	0	0	0/0	0	4.0	6	5	3	3	0	2	0	0	.353	0	1	1	1	0
Alex Clemons	7.11	2-2	12	0	0	0/1	3	12.2	5	12	10	23	23	1	0	1	.119	6	1	0	1	1
Jake Goble	7.88	3-4	8	8	0	0/0	0	40.0	63	50	35	20	36	15	2	2	.346	7	2	0	2	1
Alex Koep	9.64	1-0	8	0	0	0/0	0	14.0	15	15	15	12	15	4	3	1	.273	2	4	0	1	1
Will Kent	9.88	1-3	7	3	0	0/0	0	13.2	24	29	15	17	16	5	1	2	.400	6	9	1	2	0
Sam Schlecht	11.93	0-1	10	1	0	0/0	0	14.1	18	21	19	17	14	2	0	4	.310	5	9	0	1	0
Jude Sundquist	13.50	0-0	6	0	0	0/0	0	5.1	8	10	8	9	5	1	1	1	.364	6	1	0	1	0
Jack Kruger	16.88	0-1	7	2	0	0/0	0	13.1	28	35	25	19	6	8	1	5	.424	7	5	0	0	0
Charlie Jacobson	18.00	0-0	3	0	0	0/0	0	3.0	4	6	6	7	3	1	0	1	.333	0	2	0	1	0
Totals	7.25	13-16	29	29	0	1/1	4	242.0	293	262	195	205	245	61	13	27	.295	59	49	3	12	8
Opponents	6.13	16-13	29	29	0	0/0	0	254.0	284	199	173	103	256	54	9	46	.283	23	40	1	15	9

PB - Team (19), Carr 14, Sagedahl 3, Gibson 1, Schramm 1, Opp (10). Pickoffs - Team (5), Kruger 2, Schramm 1, Driessen 1, Kent 1, Opp (4). SBA/ATT - Carr (19-22), Sagedahl (11-13), Schramm (6-11), Goble (5-8), Kruger (6-8), Kent (5-7), Schlecht (4-6), Peters (3-5), Driessen (5-5), Jacobson (2-2), McCay (2-2), Bishop (1-1), Koep (1-1), Clemons (1-1), Sundquist (1-1).

**The AutomatedScoreBook**  
**Overall Statistics for South Dakota State (as of Apr 06, 2024)**  
**(All games Sorted by Fielding pct)**

Player	c	po	a	e	fld%	dp	sba	csb	sba%	pb	ci
Luke Luskey	139	135	4	0	1.000	3	0	0	---	0	0
Adam Benes	64	61	3	0	1.000	11	0	0	---	0	0
Dagen Schramm	37	27	10	0	1.000	1	6	5	.545	1	0
Cohen Henry	15	15	0	0	1.000	0	0	0	---	0	0
Thatcher Kozal	7	7	0	0	1.000	0	0	0	---	0	0
Sam Schlecht	5	0	5	0	1.000	0	4	2	.667	0	0
Jayden Gibson	4	4	0	0	1.000	0	0	0	---	1	0
Tyson Kogel	3	0	3	0	1.000	1	0	0	---	0	0
Alex Clemons	2	0	2	0	1.000	0	1	0	1.000	0	0
Will Kent	2	0	2	0	1.000	1	5	2	.714	0	0
Hunter Palmer	1	1	0	0	1.000	0	0	0	---	0	0
Brady Hawkins	1	0	1	0	1.000	0	0	0	---	0	0
Alex Koep	1	1	0	0	1.000	0	1	0	1.000	0	0
Charlie Jacobson	1	1	0	0	1.000	0	2	0	1.000	0	0
Cael Frost	52	49	2	1	.981	0	0	0	---	0	0
Davis Carr	176	158	13	5	.972	0	19	3	.864	14	0
Dawson Parry	33	30	2	1	.970	1	0	0	---	0	0
Reece Anderson	32	31	0	1	.969	0	0	0	---	0	0
Matthew Werk	32	11	20	1	.969	6	0	0	---	0	0
Jess Bellows	46	42	2	2	.957	0	0	0	---	0	0
Carter Sintek	86	31	51	4	.953	7	0	0	---	0	0
Cade Stuff	113	38	69	6	.947	11	0	0	---	0	0
Jordan Sagedahl	88	63	20	5	.943	1	11	2	.846	3	0
Arlen Peters	5	1	3	1	.800	0	3	2	.600	0	0
Bryce Ronken	51	16	24	11	.784	2	0	0	---	0	0
Jack Kruger	7	1	3	3	.571	0	6	2	.750	0	0
Dylan Driessen	9	2	3	4	.556	0	5	0	1.000	0	0
Nic McCay	2	0	1	1	.500	0	2	0	1.000	0	0
Jake Goble	7	1	2	4	.429	0	5	3	.625	0	0
Owen Bishop	0	0	0	0	.000	0	1	0	1.000	0	0
Reece Arbogast	0	0	0	0	.000	0	0	0	---	0	0
Jude Sundquist	0	0	0	0	.000	0	1	0	1.000	0	0
Totals	1021	726	245	50	.951	16	36	11	.766	19	0
Opponents	1054	762	258	34	.968	23	18	9	.667	10	2

# RECORD BOOK

## GAMES PLAYED

### CAREER

1.	218	Eric Cain	2009-12
2.	216	Billy Stitz	2008-11
3.	215	Paul Jacobson	2013-16
4.	210	Luke Ira	2019-23
5.	207	Nick Adams	2005-08
6.	201	Matt Johnson	2014-17
7.	199	Tyson Fisher	2005-08
8.	198	Doug Sehr	1991-94
9.	197	Korby Mintken	2005-08
10.	196	Newt Johnson	2015-18

## BATTING AVERAGE

### SEASON

(minimum of 100 at bats)

1.	.449	Cole Irish	1996
2.	.443	Frank Cutler	1982
3.	.437	Dave Wilner	1988
4.	.431	Tim Johnson	1986
5.	.423	Matt Hanson	2002
6.	.418	Dave Manke	1974
7.	.417	Larry Heffley	1985
	.417	Ryan McDonald	2023
9.	.416	Terry Van Engelenhoven	1993
	.416	Billy McMacken	1989
	.416	Dean Krogman	1971

## AT-BATS

### SEASON

1.	283	Billy Stitz	2010
2.	253	Joel Blake	2010
3.	251	Eric Cain	2010
4.	244	Billy Stitz	2011
5.	228	Joel Blake	2009
	228	John Lee	2010
	228	Paul Jacobson	2016
8.	225	Paul Jacobson	2015
	225	Gus Steiger	2019
10.	223	Jesse Sawyer	2010
	223	Scott Splett	2014

### CAREER

1.	914	Billy Stitz	2008-11
2.	836	Luke Ira	2019-23
3.	820	Eric Cain	2009-12
4.	779	Nick Adams	2005-08
5.	750	Paul Jacobson	2013-16
6.	722	Tyson Fisher	2005-08
7.	715	Matt Johnson	2014-17
8.	705	Korby Mintken	2005-08
9.	703	Joel Blake	2009-11
10.	692	Greg Geary	2002-05

## HITS

### SEASON

1.	111	Billy Stitz	2010
2.	99	Joel Blake	2010
3.	97	Eric Cain	2010
4.	91	John Lee	2010
5.	83	Joel Blake	2011
6.	80	Joel Blake	2009
	80	Tony Martin	2009

T6.	80	Jesse Sawyer	2010
9.	77	Matt Hanson	2002
	77	Billy Stitz	2011

### CAREER

1.	311	Billy Stitz	2008-11
2.	272	Eric Cain	2009-12
3.	262	Joel Blake	2009-11
4.	256	Greg Geary	2002-05
5.	244	Nick Adams	2005-08
6.	233	Tyson Fisher	2005-08
7.	224	Cole Irish	1993-96
8.	223	Billy McMacken	1987-90
9.	221	Korby Mintken	2005-08
10.	218	Luke Ira	2019-23

## RUNS SCORED

### SEASON

1.	75	Billy Stitz	2010
2.	74	John Lee	2010
3.	72	Jesse Sawyer	2010
4.	63	Cole Irish	1996
	63	Joel Blake	2010
6.	61	Joe Hardin	1993
	61	Jesse Sawyer	2009
	61	Eric Cain	2010
9.	59	Doug Sehr	1994
10.	58	Korby Mintken	2007

### CAREER

1.	189	Billy Stitz	2008-11
2.	173	Korby Mintken	2005-08
3.	172	Cole Irish	1993-96
4.	170	Tyson Fisher	2005-08
5.	168	Jesse Sawyer	2009-11
6.	163	Billy McMacken	1987-90
7.	162	Joel Blake	2009-11
8.	160	Ryan Krogman	1991-94
	160	Doug Sehr	1991-94
10.	158	Eric Cain	2009-12

## RUNS BATTED IN

### SEASON

1.	83	Eric Cain	2010
2.	73	Jesse Sawyer	2010
3.	67	Billy Stitz	2010
4.	66	Joel Blake	2010
5.	63	Cole Irish	1996
6.	61	John Lee	2010
7.	60	Billy McMacken	1990
8.	58	Jesse Sawyer	2009
9.	57	Kerry Jacobson	2002
	57	Stephen Turner	2009

### CAREER

1.	192	Billy McMacken	1987-90
2.	187	Greg Geary	2002-05
3.	179	Eric Cain	2009-12
4.	176	Chris Studer	1999-2002
5.	173	Jesse Sawyer	2009-11
6.	169	Billy Stitz	2008-11
7.	162	Pat Schmidt	1992-95
	162	Doug Sehr	1991-94

## DOUBLES

### SEASON

1.	33	Joel Blake	2010
2.	26	Billy Stitz	2010
3.	21	Joel Blake	2009
	21	John Lee	2010
5.	20	Craig Parry	2008
6.	18	Billy McMacken	1990
	18	Russ Langer	2000
	18	Greg Geary	2004
	18	Jesse Sawyer	2009
10.	17	Jesse Sawyer	2010

### CAREER

1.	70	Joel Blake	2009-11
2.	62	Billy Stitz	2008-11
3.	54	Greg Geary	2002-05
4.	50	Russ Langer	1998-2001
	50	Matt Johnson	2014-17
	50	Drew Beazley	2019-23
7.	49	Billy McMacken	1987-90
8.	48	Chris Studer	1999-2002
	48	Paul Jacobson	2013-16
10.	46	Doug Sehr	1991-94



**BILLY STITZ** ended his career as the Jackrabbits' career leader in hits (311), games played (216), at-bats (914), total bases (462) and runs scored (189). During his junior season in 2010, Stitz established new single-season records for hits, at-bats, runs scored and total bases.



# RECORD BOOK

## TRIPLES

### SEASON

1.	7	Galen Carver	1981
7		Dave Williams	1989
7		Korby Mintken	2006
7		Nick Adams	2006
7		Korby Mintken	2007
7		Korby Mintken	2008
7		Billy Stitz	2011
8.	6	Ken Brooks	1990
6		Steve Knutson	1994
6		Cal Lewis	2006
6		Eric Cain	2012

### CAREER

1.	21	Korby Mintken	2005-08
2.	16	Billy Stitz	2008-11
3.	11	Dave Lane	1983-86
11		Galen Carver	1978-81
11		Eric Cain	2009-12
6.	10	Nick Adams	2005-08
10		Tyson Fisher	2005-08
8.	9	Cole Irish	1993-96
9		Steve Knutson	1993-97
9		Pat Schmidt	1992-95
9		Cal Lewis	2006-07

## HOME RUNS

### SEASON

1.	19	Jesse Sawyer	2009
19		Jesse Sawyer	2010
3.	17	Terry VanEngelenhoven	1993
17		Ryan McDonald	2023
5.	16	Billy McMacken	1990
16		Kerry Jacobson	2002
16		Cal Lewis	2007
16		Eric Cain	2010
16		Nic Nelson	2023
10.	15	Jon Crow	1992
15		Chris Studer	2002
15		Luke Ira	2023

### CAREER

1.	50	Jesse Sawyer	2009-11
2.	43	Greg Geary	2002-05
3.	42	Billy McMacken	1987-90
4.	37	Chris Studer	1999-2002
5.	35	Ryan McDonald	2019-23
6.	33	Jon Crow	1989-92
7.	32	Russ Langer	1998-2001
8.	31	Tim Johnson	1984-87
31		Kerry Jacobson	2000-02
10.	30	Luke Ira	2019-23
30		Dawson Parry	2022-present

## TOTAL BASES

### SEASON

1.	163	Billy Stitz	2010
2.	159	Eric Cain	2010
3.	156	Joel Blake	2010
156		Jesse Sawyer	2010
5.	148	Jesse Sawyer	2009



**GREG GEARY set SDSU career records with 54 doubles, 43 home runs, 439 total bases and 1,346 putouts during his career from 2002-05.**

6.	143	John Lee	2010
7.	140	Joel Blake	2009
8.	127	Billy McMacken	1990
127		Terry VanEngelenhoven	1993
10.	126	Craig Parry	2008

### CAREER

1.	462	Billy Stitz	2008-11
2.	439	Greg Geary	2002-05
3.	408	Billy McMacken	1987-90
4.	404	Jesse Sawyer	2009-11
5.	398	Joel Blake	2009-11
6.	396	Eric Cain	2009-12
7.	376	Chris Studer	1999-2002
8.	368	Tyson Fisher	2005-08
9.	367	Luke Ira	2019-23
10.	348	Russ Langer	1998-2001
348		Korby Mintken	2005-08

## SLUGGING PERCENTAGE

### CAREER

1.	.713	Billy McMacken	1987-90
2.	.696	Terry Van Engelenhoven	1991-94
3.	.679	Kerry Jacobson	2000-02
4.	.661	Jon Crow	1989-92
.661		Chris Studer	1999-2002
6.	.653	Dean Krogman	1970-72
7.	.647	Larry Heffley	1984-85
8.	.634	Greg Geary	2002-05
9.	.631	Tim Johnson	1984-87
10.	.630	Jesse Sawyer	2009-11

## BASES ON BALLS

### SEASON

1.	50	Jesse Sawyer	2010
2.	44	Tony Kjolsing	2018
44		Nick Smith	2019
4.	43	Luke Ringhofer	2016
5.	40	Kurt Augustin	1986
6.	38	Joe Hardin	1993
38		Zach Coppola	2015
8.	37	Eric Cain	2012
37		Luke Ringhofer	2017
37		Newt Johnson	2018
37		Ryan McDonald	2023

### CAREER

1.	123	Dave Lane	1983-86
2.	118	Ryan McDonald	2019-23
3.	116	Eric Cain	2009-12
4.	114	Luke Ringhofer	2015-17
5.	109	Nick Smith	2016-19
6.	108	Derek Hackman	2018-22
7.	107	Zach Briggs	2009-12
8.	103	Jesse Sawyer	2009-11
9.	101	Kurt Augustin	1985-87
10.	100	Ryan Krogman	1991-94

## STOLEN BASES

### SEASON

1.	39	Zach Coppola	2015
2.	26	Darrell Bren	1988
3.	25	Dave Lane	1985
25		Cole Irish	1995
5.	23	Dave Lane	1986
6.	22	Dave Wilner	1988
7.	21	Joe Hardin	1993
8.	20	Ken Brooks	1990
20		Dave Wilner	1986
20		Paul Jacobson	2016

### CAREER

1.	75	Dave Lane	1983-86
2.	62	Zach Coppola	2013-15
3.	60	Cole Irish	1993-96
4.	57	Dave Wilner	1986-88
5.	46	Korby Mintken	2005-08
6.	44	Darrell Bren	1988-89
44		Jon Crow	1989-92
44		Paul Jacobson	2013-16
9.	40	Nick Adams	2005-08
10.	39	Brian Scherschligt	1995-98

## SACRIFICE FLIES

### CAREER

1.	14	Pat Schmidt	1992-95
14		Tyson Fisher	2005-08
14		Eric Cain	2009-12
14		Paul Jacobson	2013-16
5.	13	Matt Johnson	2014-17
6.	12	Doug Sehr	1991-94
12		Rick Weber	1984-87
12		Billy Stitz	2008-11
12		Newt Johnson	2015-18
10.	11	Seven different players (incl. Luke Ira)	

# RECORD BOOK

## SACRIFICE HITS

### CAREER

1.	34.....	Tim Hanigan.....	2005-08
2.	30.....	Rich Schmidt.....	1990-93
3.	28.....	Eric Danforth.....	2012-15
4.	25.....	Zach Coppola.....	2013-15
5.	24.....	Nick Adams.....	2005-08
6.	22.....	Korby Mintken.....	2005-08
7.	20.....	Micky Sehr.....	1994-97
	20.....	Cody Sharrow.....	2013-16
9.	19.....	Adam Gregg.....	1998-2001
10.	17.....	Noah Hummel.....	1999-2002
	17.....	Billy Stitz.....	2008-11

## HIT BY PITCHES

### SEASON

1.	18.....	Jesse Sawyer.....	2010
2.	16.....	Jeff Eckerle.....	1996
	16.....	Zach Briggs.....	2010
4.	14.....	Chris Studer.....	2001
	14.....	John Lee.....	2009
6.	13.....	Tyson Fisher.....	2005
	13.....	Tim Hanigan.....	2005
	13.....	Pat Farrell.....	2005
	13.....	Jesse Sawyer.....	2011
	13.....	Newt Johnson.....	2018

### CAREER

1.	42.....	Jesse Sawyer.....	2009-11
2.	41.....	Tyson Fisher.....	2005-08
3.	39.....	Tim Hanigan.....	2005-08
4.	37.....	Brian Scherschligt.....	1995-98
	37.....	Newt Johnson.....	2015-18
6.	36.....	Jeff Eckerle.....	1994-97
	36.....	Drew Beazley.....	2019-23
	36.....	Ryan McDonald.....	2019-23
9.	35.....	Chris Studer.....	1999-2002
	35.....	Zach Briggs.....	2009-12

## PUTOUTS

### CAREER

1.	1,346.....	Greg Geary.....	2002-05
2.	1,288.....	Aaron Machbitz.....	2011-14
3.	1,285.....	Matt Johnson.....	2014-17
4.	1,267.....	Tyson Fisher.....	2005-08
5.	1,213.....	Chet Meyer.....	1987-90
6.	975.....	Derek Hackman.....	2018-22
7.	936.....	Drew Beazley.....	2019-23
8.	908.....	Joel Blake.....	2009-11
9.	827.....	Tony Martin.....	2006-09
10.	814.....	Ryan Krogman.....	1991-94

## ASSISTS

### CAREER

1.	556.....	Eric Cain.....	2009-2012
2.	472.....	Luke Ira.....	2019-23
3.	380.....	Pat Schmidt.....	1992-95
4.	379.....	Andrew Melton.....	2010-13
5.	353.....	Jesse Sawyer.....	2009-11
6.	352.....	Doug Sehr.....	1991-94
	352.....	Cody Sharrow.....	2013-16
8.	344.....	Chris Brown.....	1994-97



**BILLY McMACKEN** is the only SDSU player to earn multiple All-America awards, earning the honor each of his last three seasons (1988-90).

Not only did McMacken put up impressive offensive numbers, he also compiled a 19-11 career pitching record for the Jackrabbits.

9.	342.....	Tony Kjolsing.....	2015-18
10.	333.....	Al Robbins.....	2013-15

## WINS

### SEASON

1.	11.....	Trevor Schulte.....	1994
2.	10.....	Trevor Schulte.....	1993
3.	9.....	John Semar.....	1994
	9.....	Trever Vermeulen.....	2010
5.	8.....	Matt Magers.....	1996
	8.....	Chad Coley.....	1993
	8.....	Mark Hofer.....	1984
	8.....	Tim Sweeney.....	1973
	8.....	Matt Bowman.....	2007
	8.....	Alex Oberle.....	2010
	8.....	Stephen Bougher.....	2013
	8.....	Chad Hodges.....	2014
	8.....	Chris Anderson.....	2015
	8.....	Adam Bray.....	2015

### CAREER

1.	26.....	Trevor Schulte.....	1991-94
2.	23.....	Adam Bray.....	2012-15
3.	22.....	Stephen Bougher.....	2010-13
4.	21.....	Matt Magers.....	1995-97
	21.....	Chad Coley.....	1990-93
6.	20.....	Jon Maras.....	1989-92
	20.....	Bob Reeves.....	1984-87
	20.....	Caleb Thielbar.....	2006-09
9.	19.....	Billy McMacken.....	1987-90
10.	18.....	Timm Gronseth.....	1985-89
	18.....	Ryan Froom.....	2014-19

## APPEARANCES

### SEASON

1.	35.....	Trever Vermeulen.....	2010
2.	28.....	Gary Olechoski.....	2006
	28.....	Trever Vermeulen.....	2011
4.	26.....	J.D. Moore.....	2013
5.	25.....	John Semar.....	1993
	25.....	Chad Coley.....	1991
7.	24.....	J.D. Moore.....	2014
8.	23.....	Matt Baerlocher.....	2008
	23.....	Alex Oberle.....	2010
	23.....	Derek Feige/Quinn Reimers.....	2017

### CAREER

1.	89.....	Trever Vermeulen.....	2008-11
2.	86.....	J.D. Moore.....	2012-15
3.	74.....	Bret Barnett.....	2018-22
4.	72.....	Brett Mogen.....	2017-21
5.	71.....	Gary Olechoski.....	2003-06
6.	70.....	Chad Coley.....	1990-93
7.	66.....	Shane Kraemer.....	2010-13
	66.....	Andrew Clemen.....	2013-16
9.	65.....	Isaac Johnson.....	2006-09
	65.....	Austin Busse.....	2009-12
	65.....	Talon Jumper.....	2012-15

## INNINGS PITCHED

### SEASON

1.	104.2.....	Matt Bowman.....	2007
2.	103.0.....	Adam Bray.....	2014
3.	95.1.....	Tyler Olmstead.....	2019
4.	91.1.....	Layne Somsen.....	2013
	91.1.....	Adam Bray.....	2015
6.	88.2.....	Andrew Clemen.....	2016
7.	88.0.....	Stephen Bougher.....	2013
8.	87.2.....	Caleb Thielbar.....	2009
9.	85.1.....	Trevor Schulte.....	1994
10.	84.0.....	Alex Oberle/Blake Treinen.....	2011

### CAREER

1.	326.2.....	Adam Bray.....	2012-15
2.	299.1.....	Stephen Bougher.....	2010-13
3.	274.0.....	Caleb Thielbar.....	2006-09
4.	270.2.....	Ryan Froom.....	2014-19
5.	218.1.....	Trevor Schulte.....	1991-94
6.	215.0.....	Layne Somsen.....	2009-13
7.	210.2.....	Billy McMacken.....	1987-90
8.	210.1.....	Tim Sweeney.....	1972-75
9.	201.2.....	Chad Coley.....	1990-93
10.	196.0.....	Jon Maras.....	1989-92

## STRIKEOUTS

### SEASON

1.	100.....	Trevor Schulte.....	1994
	100.....	Caleb Thielbar.....	2009
3.	95.....	Adam Bray.....	2014
4.	92.....	Tyler Olmstead.....	2019
5.	91.....	Layne Somsen.....	2013
6.	88.....	Adam Mazur.....	2021
7.	84.....	Peter Torgerson.....	1989
	84.....	Blake Treinen.....	2011
9.	83.....	Nic McCay.....	2019
10.	82.....	Blake Treinen.....	2010

# RECORD BOOK

## STRIKEOUTS

### CAREER

1.	264	Adam Bray	2012-15
2.	226	Trevor Schulte	1991-94
3.	209	Nic McCay	2019-present
4.	196	Caleb Thielbar	2006-09
5.	191	Stephen Bougher	2010-13
	191	Ryan Bourassa	2021-23
7.	180	Layne Somsen	2009-13
8.	178	Tyler Olmstead	2017-21
9.	176	Ryan Froom	2014-19
10.	175	Jon Maras	1989-92

## EARNED RUN AVERAGE

### SEASON

(minimum 30 innings pitched)

1.	0.49	Bob Ehrke	1954
2.	1.29	Bob Ehrke	1952
3.	1.31	Bret Barnett	2019
4.	1.34	Charles Risse	1960
5.	1.45	Trever Vermeulen	2010
6.	1.67	Brett Mogen	2019
7.	1.85	Wade Adamson	1977
8.	1.87	Layne Somsen	2013
9.	1.89	Don Larson	1961
	1.89	Craig O'Hearn	1975

### CAREER

(minimum 90 innings)

1.	2.09	Bob Ehrke	1954-56
2.	2.33	Don Jorgenson	1954-56
3.	2.50	Trever Vermeulen	2008-11
4.	2.52	Bernie Van Essen	1964-66
5.	2.73	Steve Mousel	1971-74
6.	2.80	Charles Risse	1959-60
	2.80	Don Frank	1957-59
8.	2.90	Jim Langer	1969-70
9.	2.92	Wade Adamson	1976-78
10.	3.05	Howie Rice	1958-60

## SAVES

### SEASON

1.	13	J.D. Moore	2013
2.	10	Trever Vermeulen	2010
	10	Trever Vermeulen	2011
	10	Chris Halbur	2017
5.	9	Gary Olechoski	2006
	9	Jacob Kougl	2007
7.	8	J.D. Moore	2014
	8	Ryan Bourassa	2023
9.	7	Kirby Morsching	2008
	7	Bret Barnett	2019
	7	Bret Barnett	2022

### CAREER

1.	32	J.D. Moore	2012-15
2.	23	Trever Vermeulen	2008-11
3.	18	Bret Barnett	2018-22
4.	15	Ryan Bourassa	2021-23
5.	14	Gary Olechoski	2003-06
6.	12	Chris Halbur	2016-17
7.	11	Bruce Mogen	1983-86
8.	10	Chad Coley	1990-93
9.	9	Ryan Sauter	2000-03
	9	Jacob Kougl	2007

## COMPLETE GAMES

### SEASON

1.	9	Bob Reeves	1987
	9	Trevor Schulte	1994
3.	8	Jon Maras	1990
4.	7	Brian Price	1988
	7	Pete Torgerson	1989
	7	Greg Kallevig	1984
	7	Chad Danielson	1996
	7	Greg Kallevig	1985
	7	Jeff Wolfswinkle	1982
	7	Dane Kallevig	1988

### CAREER

1.	20	Bob Reeves	1984-87
2.	19	Greg Kallevig	1983-85
3.	18	Tim Buterbaugh	1998-2000
4.	17	Trevor Schulte	1991-94
5.	16	Dane Kallevig	1987-89
6.	15	Jon Maras	1989-92
7.	14	Tom Mousel	1999-2002
8.	13	Billy McMacken	1987-90
9.	12	Ed Maras	1964-66
10.	11	Chad Danielson	1995-96

## WINNING PERCENTAGE

### SEASON

(minimum seven decisions)

1.	.971 (11-1)	Trevor Schulte	1994
2.	.900 (10-1)	Trever Vermeulen	2010
3.	.889 (8-1)	Mark Hofer	1984
	.889 (8-1)	Chad Coley	1993
5.	.875 (7-1)	Rob Hirschhoff	2001
	.875 (7-1)	Pete Torgerson	1989
	.875 (7-1)	Blake Treinen	2010
	.875 (7-1)	Kolton Emery	2011
9.	.857 (6-1)	Paul Sanow	1999
	.857 (6-1)	Nic McCay	2019

### CAREER

(minimum 10 wins)

1.	.839 (26-5)	Trevor Schulte	1991-94
2.	.824 (14-3)	John Semar	1993-94
3.	.800 (12-3)	Bernie Van Essen	1964-66
4.	.778 (14-4)	Blake Treinen	2010-11
5.	.739 (17-6)	Mark Hofer	1981-84
6.	.722 (13-5)	Bob Reeves	1984-86
	.722 (13-5)	Nic McCay	2019-present
8.	.706 (12-5)	Charles Risse	1958-60
9.	.700 (21-9)	Chad Coley	1990-93
10.	.696 (16-7)	Terry VanEngelenhoven	1991-94

## STRIKEOUTS PER 9 INNINGS

### SEASON

(minimum 30 innings pitched)

1.	13.84	Ryan Bourassa	2023
2.	13.82	Ryan Bourassa	2021
3.	13.80	Bret Barnett	2022
4.	13.60	Ryan Bourassa	2022
5.	13.16	Nic McCay	2024
6.	13.09	Brady Stover	2018
7.	12.86	Bob Ehrke	1953

8.	12.32	Bret Barnett	2019
	12.32	Alex Clemons	2023
10.	11.64	Adam Mazur	2021

### CAREER

(minimum 60 innings pitched)

1.	13.99	Eli Sundquist	2020-23
2.	13.75	Ryan Bourassa	2021-23
3.	12.14	Alex Clemons	2022-present
4.	11.88	Bret Barnett	2018-22
5.	11.40	Pete Torgerson	1989
6.	10.80	Adam Mazur	2020-21
7.	10.22	Brady Stover	2017-20
8.	10.04	Nic McCay	2019-present
9.	9.99	Dick Barnes	1964-66
10.	9.70	Bob Ehrke	1952-54

## GAMES STARTED

### SEASON

1.	16	Francisco Torres	2005
	16	Brady Moxham	2018
3.	15	Caleb Thielbar	2007
	15	Matt Bowman	2007
	15	Adam Bray	2014
	15	Andrew Clemen	2016
	15	Ryan Froom	2019
7.	14	Several players, including: Nic McCay	2019/2022

### CAREER

1.	51	Adam Bray	2012-15
2.	49	Ryan Froom	2014-19
3.	48	Stephen Bougher	2010-13
4.	44	Caleb Thielbar	2006-09
5.	39	Billy McMacken	1987-90
6.	38	Layne Somsen	2009-13
7.	35	Nic McCay	2019-present
8.	34	Kolton Emery	2011-14
9.	33	Trevor Schulte	1991-94
	33	Tom Mousel	1999-2002



**TREVER VERMEULEN** led the team in saves three times from 2009-11, finishing with a then-school-record 23 career saves. He also set the single-season mark (since broken) with 10 saves in both 2010 and 2011.