



JACKRABBIT BASEBALL

South Dakota State University Athletics

Jackrabbit Athletic Communications • 2820 HPER Center • Brookings, SD 57007-1497
Baseball Contact/Assistant AD Athletic Communications: Jason Hove •
E-mail: Jason.Hove@sdstate.edu • **Office Phone:** (605) 688-4623 • **Mobile:** (605) 695-1827
Twitter: @GoJacksBaseball • **Website:** www.GoJacks.com

PROBABLE STARTING LINEUP

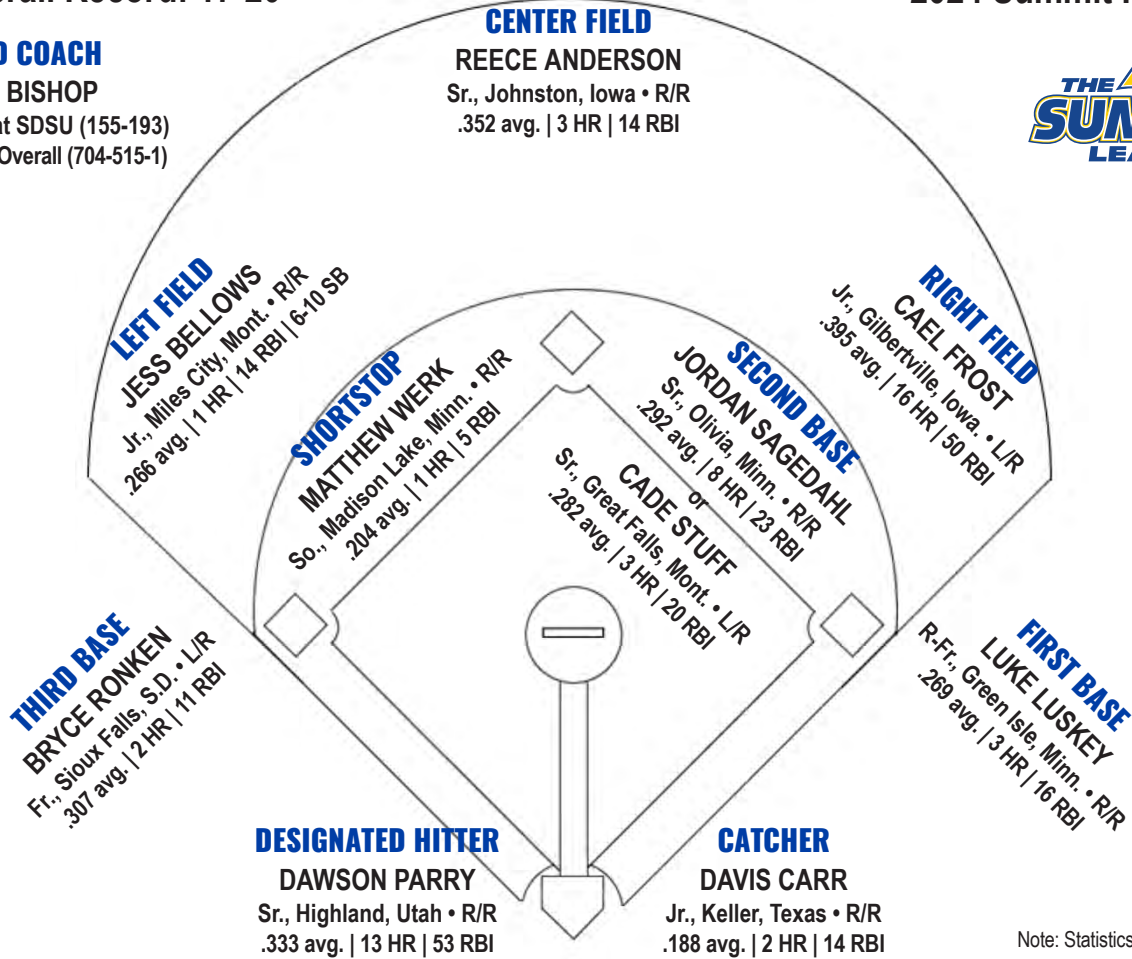
2024 Overall Record: 17-20

2024 Summit Record: 9-8

HEAD COACH

ROB BISHOP

8th Season at SDSU (155-193)
 23rd Season Overall (704-515-1)



Note: Statistics from 2024 season

PROBABLE STARTING PITCHERS

GAME 1 – vs. ORAL ROBERTS

Friday, April 26 • 3 p.m.

NIC McCAY

Sr. • RHP • Carlisle, Iowa



- 4-0 record
- 2.14 ERA in 9 starts
- 77 K, 19 BB in 54.2 IP
- .198 opponent batting avg.

GAME 2 – vs. ORAL ROBERTS

Saturday, April 27 • noon

JAKE GOBLE

Jr. • RHP • Rapid City, S.D.



- 3-6 record
- 8.08 ERA in 10 starts
- 43 K, 24 BB in 49.0 IP
- .342 opponent batting avg.

GAME 3 – vs. ORAL ROBERTS

Sunday, April 28 • 1 p.m.

TO BE DETERMINED

2024 SCHEDULE

FEBRUARY

| | | |
|----|---------------------|--------------------|
| 16 | at New Mexico State | L, 6-8 |
| 17 | at New Mexico State | L, 9-13 |
| 18 | at New Mexico State | W, 8-5 |
| 19 | at New Mexico State | W, 11-10 |
| 22 | at New Mexico | W, 11-5 |
| 23 | at New Mexico | L, 11-12 |
| 24 | at New Mexico [DH] | L, 8-9/L, 2-13 (7) |

MARCH

| | | |
|----|---|--------------------|
| 1 | at Southern Illinois-Edwardsville | W, 6-3 |
| 2 | at SIUE [DH] | W, 8-1/W, 5-4 |
| 3 | at SIUE | L, 5-6 |
| 8 | at Dayton [DH] | W, 8-5/L, 5-15 (7) |
| 9 | at Dayton | L, 3-7 |
| 10 | at Dayton | L, 6-16 |
| 13 | at Kansas State | L, 5-16 |
| 15 | *at Oral Roberts | W, 5-2 |
| 16 | *at Oral Roberts | W, 12-7 |
| 17 | *at Oral Roberts | W, 6-3 |
| 19 | at Creighton | L, 3-10 |
| 22 | *vs. St. Thomas [at Omaha, Neb.] | W, 1-0 |
| 23 | *at St. Thomas [at Omaha, Neb.] | L, 5-11 |
| 24 | *at St. Thomas | canceled |
| 28 | *vs. Northern Colorado [at Papillion, Neb.] | L, 7-19 |
| 29 | *vs. Northern Colorado [DH] | L, 7-19/L, 12-26 |

APRIL

| | | |
|----|---------------------------------|------------------|
| 2 | at Minnesota [at Siebert Field] | postponed |
| 5 | *at North Dakota State | W, 5-1 |
| 6 | *at North Dakota State [DH] | L, 8-9/W, 11-7 |
| 9 | NORTHWESTERN (Iowa) | W, 8-1 |
| 12 | *at Omaha | W, 7-2 |
| 13 | *at Omaha | L, 15-21 |
| 14 | *at Omaha | L, 9-10 |
| 17 | at Minnesota [at Siebert Field] | (7 inn.) L, 1-11 |
| 20 | *ST. THOMAS | W, 9-5 |
| 21 | *ST. THOMAS [DH] | L, 6-11/W, 4-3 |
| 24 | DAKOTA WESLEYAN | canceled |
| 26 | *ORAL ROBERTS | 3 p.m. |
| 27 | *ORAL ROBERTS | noon |
| 28 | *ORAL ROBERTS | 1 p.m. |

MAY

| | | |
|-------|--|-----------|
| 3 | *at Northern Colorado | 2 p.m. MT |
| 4 | *at Northern Colorado | noon MT |
| 5 | *at Northern Colorado | noon MT |
| 6 | at Air Force | 1 p.m. MT |
| 8 | at Nebraska | 6 p.m. |
| 10 | *NORTH DAKOTA STATE | 3 p.m. |
| 11 | *NORTH DAKOTA STATE | 1 p.m. |
| 12 | *NORTH DAKOTA STATE | 1 p.m. |
| 14 | at Kansas State | canceled |
| 16 | *OMAHA | 3 p.m. |
| 17 | *OMAHA | 1 p.m. |
| 18 | *OMAHA | 1 p.m. |
| 22-25 | at Summit League Baseball Championship (Tulsa, Okla. – if qualified) | |

*Summit League game

Home games in CAPS

DH denotes doubleheader

All start times Central Time unless noted otherwise

Jacks wrap up homestand with Oral Roberts

Athletic Communications Contact: Jason Hove

April 25, 2024

BROOKINGS, S.D. — South Dakota State will seek separation from the teams behind it in the Summit League baseball standings as the Jackrabbits host Oral Roberts in a three-game weekend series.

Friday's series opener is slated for a 3 p.m. first pitch at Erv Huether Field. Games Saturday and Sunday are set for respective start times of noon and 1 p.m. No admission will be charged for this weekend's games; however, concessions will not be available at the ballpark throughout the series.

The Jackrabbits begin the week fourth in the league standings with a 9-8 Summit League mark and 17-20 overall. SDSU began its six-game homestand by claiming two of three games last weekend against St. Thomas, knocking off the Tommies twice in the late innings. The Jacks rallied from a 5-0 deficit through four and a half innings to win the April 20 opener, 9-5, taking the lead on a three-run home run by Dawson Parry in the bottom of the eighth inning. SDSU and UST then split an April 21 doubleheader as the Tommies took Game 1, 11-6, before the Jackrabbits rebounded with a 4-3 win in the finale of the doubleheader and series.

Oral Roberts finds itself in unfamiliar territory as the Golden Eagles stand last in the six-team conference race with a 5-12-1 league mark, including a 14-26-1 overall record. After winning the series opener at North Dakota State, 10-3, on April 20, ORU suffered a pair of walk-off losses (7-6, 5-4) to close out its series against the Bison. Earlier this week, the Golden Eagles dropped a 12-4 decision at 19th-ranked Oklahoma State.

Due to an active weather system expected to hit the region over the next few days, changes as to game times and location are possible. Updates of Jackrabbit baseball will be available via Twitter (@GoJacksBaseball) and through GoJacks.com.

THE SERIES: Friday's series opener will mark the 98th meeting on the baseball diamond between SDSU and Oral Roberts. In the series that dates back to 1971, the Golden Eagles hold a 74-23 lead.

The Jackrabbits became the first Summit League team to ever sweep a series at ORU when the two squads met for a three-game set March 15-17 at J.L. Johnson Stadium in Tulsa, Oklahoma.

Nic McCay tied an SDSU Division I-era record with 13 strikeouts to lead the Jackrabbits to a 5-2 victory in the series opener, while the offense took center stage in Game 2 of the series as SDSU prevailed, 12-7, behind a five-run sixth inning that was highlighted by a three-run home run from Cael Frost.

SDSU secured the sweep with a 6-3 victory on March 17 in which Reece Arbogast pitched 6 2/3 scoreless innings and Dawson Parry hit his third grand slam of the season.

All three of the Jackrabbits' starting pitchers in the series — McCay, Jake Goble and Arbogast — worked at least 6 1/3 innings in winning efforts. In a combined 20 innings, the Jackrabbit trio allowed six runs (five earned) with 21 strikeouts and seven walks.

SHORT HOPS: Following are some quick notes regarding the South Dakota State baseball team:

- The Jackrabbits have drawn first blood in 23 of their 37 games so far this season. SDSU holds a 13-10 record when scoring first and has tallied at least one run in the first inning 18 times, scoring 34 runs.

- With their 9-5 victory over St. Thomas on April 20, the Jackrabbits improved to 8-2 in series-opening games this season.

- South Dakota State is 14-0 this season when holding the opposition to five runs or less. The Jackrabbits picked up two more wins of that variety in both of their victories (9-5 and 4-3) last weekend against St. Thomas.

- With their series-opening shutout against St. Thomas on March 22, the Jackrabbits won a 1-0 game for the time since a home win versus Fort Wayne on March 31, 2017.

THE SUMMIT LEAGUE

2024 PRESEASON POLL

| | |
|---------------------------|----|
| 1. Oral Roberts (5) | 42 |
| 2. North Dakota State (1) | 36 |
| 3. South Dakota State | 24 |
| 4. Omaha | 30 |
| 5. Northern Colorado | 12 |
| 6. St. Thomas | 17 |

2024 STANDINGS

| SCHOOL | OVERALL | CONF. |
|--------------------|---------|--------|
| St. Thomas | 14-18 | 9-5 |
| North Dakota State | 13-22 | 9-6 |
| Omaha | 12-24 | 10-8 |
| South Dakota State | 17-20 | 9-8 |
| Northern Colorado | 8-30-1 | 7-10-1 |
| Oral Roberts | 14-26-1 | 5-12-1 |

Note: Standings through games played April 24, 2024



SUMMIT LEAGUE LEADERS – OFFENSE

REECE ANDERSON

| | |
|---------------------------|------|
| 5th in Batting Average | .352 |
| 6th in On-Base Percentage | .435 |

CAEL FROST

| | |
|----------------------------|------|
| 1st in Batting Average | .395 |
| 1st in Slugging Percentage | .810 |
| 1st in Hits | 58 |
| 1st in Home Runs | 16 |
| 1st in Runs Scored | 42 |
| T-1st in Doubles | 13 |
| 2nd in Runs Batted In | 50 |
| 2nd in On-Base Percentage | .480 |

DAWSON PARRY

| | |
|----------------------------|------|
| 1st in Runs Batted In | 53 |
| 2nd in Slugging Percentage | .681 |
| T-3rd in Doubles | 11 |
| 4th in Hits | 48 |
| 7th in Runs Scored | 31 |
| 8th in Batting Average | .333 |

JORDAN SAGEDAHL

| | |
|----------------------------|------|
| 3rd in Home Runs | 8 |
| 3rd in Slugging Percentage | .629 |

SUMMIT LEAGUE

PEAK PLAYERS OF THE WEEK

PLAYERS OF THE WEEK

| | |
|--------------|---------|
| Dawson Parry | Feb. 19 |
| Cael Frost | Mar. 4 |
| Cael Frost | Mar. 18 |

PITCHERS OF THE WEEK

| | |
|------------|---------|
| Jake Goble | Mar. 4 |
| Nic McCay | Mar. 18 |
| Nic McCay | Mar. 25 |
| Nic McCay | Apr. 8 |

• SDSU pitchers combined to limit New Mexico State to only one hit in the Jackrabbits' Feb. 18 victory. However, Jackrabbit hurlers issued 14 free passes in the game — 12 walks and two hit batters. The SDSU pitching staff also held Oral Roberts to only one hit through eight innings of their series finale March 17 in Tulsa, Oklahoma.

• Both of the Jackrabbits' victories last weekend against St. Thomas came in their last at-bat. SDSU scored four times in the bottom of the eighth inning of the April 20 series opener to pull out a 9-5 victory, then broke another tie with a run in the home half of the eighth in the second game of an April 21 twinbill to secure a 4-3 victory.

• The Jackrabbits also won two games in their last at-bat during a four-game series in early March at SIU-Edwardsville, scoring three times in the top of the ninth in the March 1 series opener and putting together a game-winning three-run frame in the top of the seventh inning in the second game of a March 2 doubleheader. SDSU also won in its last at-bat on Feb. 18 at New Mexico State on a ninth-inning grand slam by Dawson Parry.

• Parry hit two grand slams the week of March 11-17, giving him three for the season and five for his career. He connected in the first inning of the Jacks' March 13 game at Kansas State and again in the sixth inning of the March 17 series finale at Oral Roberts. With the bases loaded this season, Parry is 6-for-8 (.750 average), recording the three grand slams along with three other hits and one walk for a total of 18 runs batted in. Most recently, he delivered a two-run single with the bases loaded in Game 1 of the April 6 doubleheader at North Dakota State.

• Parry set an SDSU single-game record by drawing five bases on balls in the Feb. 19 series finale at New Mexico State. Parry doubled in his only official at-bat in the sixth inning after walking his first three times to the plate, including twice intentionally. The previous record of four walks in a game was shared by four players, including Ryan McDonald in 2023.

• Jordan Sagedahl and Reece Anderson hit grand slams in back-to-back games of the Omaha series, upping the Jackrabbits' team total this season to six. Sagedahl connected on a grand slam as part of a career-best six-RBI performance on April 13, while Anderson's grand slam came in the April 14 series finale.

• Anderson has tallied three hits in four of the Jackrabbits's last six games. He is batting .611 (13-for-27) during that span with two homers, a double, a triple, six RBIs and 10 runs scored. Anderson has raised his season batting average from .309 to .352 during his recent hot streak.

• Cael Frost hit a two-run home run in his first at-bat as a Jackrabbit in the top of the first inning of the Feb. 16 season opener at New Mexico State. Frost has recorded a hit in 33 of the 37 games he has played this season, including putting together a 19-game hit streak from Feb. 18-March 19 that tied Tyson Fisher (2006) and Matt Johnson (2016) for the longest hitting streak within a season in the D-I era of Jackrabbit baseball (since 2005). Frost enters the weekend on a 10-game hitting streak.

• Frost (16 HR, 50 RBIs) and Parry (13 HR, 53 RBIs) remain one of the top offensive tandems in the country as the duo have combined for 29 home runs and 103 runs batted in so far this season.

• Alex Clemons was credited with both victories for the Jackrabbits last weekend against St. Thomas, pitching a combined 3 2/3 innings of scoreless relief. Over his last five outings, Clemons has pitched a combined 8 2/3 scoreless frames, including a season-long three-inning stint April 14 at Omaha. Clemons has 14 strikeouts in that span and is limiting the opposition to a .125 batting average on the year.

PEAK PLAYERS: South Dakota State players have combined for seven TicketSmarter Summit League weekly awards so far this season.

Most recently, Nic McCay earned his third Peak Pitcher of the Week Award after tossing six shutout innings with 10 strikeouts in his April 5 start at North Dakota State. He allowed three hits, walked one and hit one batter while improving to 2-0 on the season and lowering his earned run average to 2.28.

McCay and Cael Frost (Peak Performer) swept the weekly awards March 18, with McCay repeating as Peak Pitcher the following week. Frost also was named the Peak Performer of the Week on March 4, when he was part of a sweep with Jake Goble as Peak Pitcher of the Week.

Dawson Parry was named the first Peak Performer of the Week of 2024 on Feb. 19.

2024 TEAM GAME HIGHS

TEAM – BATTING

AT-BATS: 45, at New Mexico, 2-23-24
RUNS SCORED: 15, at Omaha, 4-13-24
HITS: 19, at New Mexico, 2-23-24
RUNS BATTED IN: 13, at Omaha, 4-13-24
DOUBLES: 6, at New Mexico, 2-23-24
TRIPLES: 2, at New Mexico, 2-24-24 [Game 2], and at Dayton, 3-9-24
HOME RUNS: 5, vs. Northern Colorado, 3-28-24
TOTAL BASES: 33, at New Mexico, 2-23-24
BASES ON BALLS: 11, at New Mexico State, 2-19-24
STRIKEOUTS: 16, at Minnesota, 4-17-24
STOLEN BASES: 4, at New Mexico, 2-23-24
SACRIFICE BUNTS: 2, three times (last: vs. St. Thomas, 4-21-24 [Game 2])
SACRIFICE FLIES: 2, five times (last: vs. St. Thomas, 4-21-24 [Game 2])
HIT BY PITCH: 6, vs. Northwestern (Iowa), 4-9-24
RUNNERS LEFT ON BASE: 13, vs. St. Thomas, 4-20-2024, and vs. St. Thomas, 4-21-2024 [Game 2]
HIT INTO DOUBLE PLAY: 4, at New Mexico, 2-24-24 [Game 1]

TEAM – FIELDING

PUTOUTS: 28, at SIUE, 3-3-24
ASSISTS: 15, at New Mexico State, 2-19-24
ERRORS: 5, vs. Northern Colorado, 3-29-24 [Game 2], and at North Dakota State, 4-6-24 [Game 1]
DOUBLE PLAYS: 3, at New Mexico, 2-24-24 [Game 2]

TEAM – PITCHING

INNINGS PITCHED: 9.1, at SIUE, 3-3-24
MOST RUNS ALLOWED: 26, vs. Northern Colorado, 3-29-24 [Game 2]
FEWEST RUNS ALLOWED: 0, vs. St. Thomas, 3-22-24
MOST WALKS ALLOWED: 13, at Dayton, 3-10-24, and at Kansas State, 3-13-24
FEWEST WALKS ALLOWED: 1, vs. St. Thomas, 3-22-24
STRIKEOUTS: 17, at Oral Roberts, 3-15-24, and vs. Northern Colorado, 3-29-24 [Game 1]
MOST HITS ALLOWED: 24, at Omaha, 4-13-24
FEWEST HITS ALLOWED: 1, at New Mexico State, 2-18-24
HOME RUNS ALLOWED: 6, vs. Northern Colorado, 3-28-24
WILD PITCHES: 7, at Dayton, 3-8-24 [Game 2]
HIT BATTERS: 7, at Dayton, 3-8-24 [Game 2]

2023 MISCELLANEOUS STATS

MULTI-HIT GAMES

| | | | |
|----------------|----|-------------------------------------|----|
| Dawson Parry | 18 | CURRENT HITTING STREAKS | |
| Cael Frost | 16 | Cael Frost | 10 |
| Reece Anderson | 12 | Jordan Sagedahl | 4 |
| Cade Stuff | 12 | Bryce Ronken | 3 |
| Jess Bellows | 9 | | |
| Carter Sintek | 8 | CURRENT REACHED BASE STREAKS | |

MULTI-RBI GAMES

| | | | |
|-----------------|----|-----------------|----|
| Dawson Parry | 15 | Dawson Parry | 21 |
| Cael Frost | 13 | Cael Frost | 12 |
| Jordan Sagedahl | 6 | Reece Anderson | 7 |
| Cade Stuff | 5 | Luke Luskey | 7 |
| Davis Carr | 4 | Davis Carr | 6 |
| Luke Luskey | 4 | Jess Bellows | 4 |
| | | Jordan Sagedahl | 4 |

PRESEASON POLL: South Dakota State was picked to finish third in the 2024 Summit League baseball race, according to a preseason poll conducted among the league's head coaches that was announced in mid-February.

The Jackrabbits completed the 2023 season with a 24-28 overall record. After finishing third in the Summit League regular season standings with a 13-11 mark in league play, SDSU advanced to the title game of the Summit League tournament.

Defending champion Oral Roberts was again tabbed as the favorite, earning five first-place votes and 25 points. North Dakota State received the other first-place vote and was second in the poll with 21 points, followed by the Jackrabbits with 16 points.

Omaha (13), Northern Colorado (9) and St. Thomas (6) rounded out the six-team poll.

In addition, senior Dawson Parry was named a Summit League Player to Watch and junior Alex Clemons was tabbed as a Summit League Pitcher to Watch.

A first baseman from Highland, Utah, Parry is the team's top returning hitter after posting a .322 batting average with 10 home runs and 39 runs batted in during the 2023 campaign. Parry also hit 10 home runs in his first season with the Jackrabbits in 2022.

Clemons, a right-hander from Bettendorf, Iowa, appeared in 19 games with two starts during the 2023 season and is expected to move into the closer's role this season. He totaled 42 strikeouts in only 30 2/3 innings last year.

The Summit League Baseball Championship is slated for May 22-25 in Tulsa, Oklahoma.

SUMMIT LEAGUE SUCCESS: South Dakota State has been a consistent winner in The Summit League since it became a league member more than a decade ago.

Now in its 15th season as a member of The Summit League, the Jackrabbits have compiled a 224-184 (.549 winning percentage) record in regular season conference games. SDSU has posted a .500 or better record in league play 10 times and has qualified for the four-team postseason tournament 13 out of the 14 years it has been eligible.

The Jackrabbits shared a Summit League regular season title in 2010 and won the Summit postseason tournament in 2013.

SUMMIT AWARD WINNERS: Four Jackrabbit players who earned all-Summit League recognition last season return to the lineup in 2024.

Leading the returning contingent is second baseman Cade Stuff, who received second-team recognition in 2023. A native of Great Falls, Montana, Stuff shared the team lead with 16 doubles while batting .286 with five home runs and 24 runs batted in.

Also returning among position players are honorable mention selections Dawson Parry at first base and center fielder Reece Anderson.

Parry was one of two Jackrabbits to start all 52 games last season, finishing 2023 with a .322 batting average along with 10 home runs and 39 runs batted in.

Anderson moved into the leadoff spot late in the 2023 campaign and responded by posting a .286 batting average with five homers and 28 RBIs. The Johnston, Iowa, native also excelled in the field, committing only one error in 126 defensive chances that included three outfield assists. He later was named to the all-tournament team at the Summit League Baseball Championship for the second time in his career.

Representing the Jackrabbit pitching staff on the year-end awards list was right-handed starter Jake Goble. A Rapid City native, Goble closed out his sophomore season by tying for the team lead in victories after notching a 5-3 record over 15 appearances with 11 starts. He finished the year with a 4.32 ERA in a team-high 58 1/3 innings, and limited the opposition to a .240 batting average.

POWER SURGE: The Jackrabbits dramatically increased their power numbers over the last two seasons, topping the 60-home run mark in both 2022 and 2023.

South Dakota State finished the 2022 season with a league-leading 62 home runs, followed by a school-record 89 round-trippers in 2023.

The Jackrabbits have picked up right where they left off, slugging a total of 57 home runs thus far during the 2024 campaign. SDSU hit at least one home run in each of its first 13 games and 28 of 37 this season. The Jackrabbits have hit multiple home runs in 16 games, highlighted by a season-best five in the March 28 series opener against Northern Colorado.

After hitting two home runs last weekend against St. Thomas, SDSU ranks 62nd among NCAA Division I teams with 57 home runs and 50th with an average of 1.54 per game.

2024 INDIVIDUAL GAME HIGHS

INDIVIDUAL – BATTING

AT-BATS: 6, seven times (last: by Reece Anderson, at Omaha, 4-14-24)
RUNS SCORED: 4, three times (last: by Reece Anderson and Jordan Sagedahl, at Omaha, 4-13-24)
HITS: 3, 24 times (last: by Cael Frost, vs. St. Thomas, 4-21-24 [Game 2])
RUNS BATTED IN: 6, by Jordan Sagedahl, at Omaha, 4-13-24
DOUBLES: 2, three times (last: by Dawson Parry, at North Dakota State, 4-5-24)
TRIPLES: 1, 11 times (three times by Carter Sintek; last: by Reece Anderson, at Minnesota, 4-17-24)
HOME RUNS: 2, five times by three different players (last: by Jordan Sagedahl, at Omaha, 4-13-24)
TOTAL BASES: 11, by Jordan Sagedahl, at Omaha, 4-13-24
BASES ON BALLS: ^5, by Dawson Parry, at New Mexico State, 2-19-24
STRIKEOUTS: 4, three times (last: by Luke Luskey, vs. St. Thomas, 4-21-24 [Game 2])
STOLEN BASES: 2, by Jess Bellows, at New Mexico State, 2-18-24
SACRIFICE BUNTS: 2, by Dagen Schramm, vs. St. Thomas, 4-21-24 [Game 2]
SACRIFICE FLIES: 2, by Cade Stuff, at Oral Roberts, 3-16-24
HIT BY PITCH: 2, six times (last: by Dawson Parry, at Omaha, 4-14-24)

INDIVIDUAL – FIELDING

PUTOUTS: 15, by Davis Carr, vs. Northern Colorado, 3-29-24 [Game 1]
ASSISTS: 7, by Cade Stuff, at Oral Roberts, 3-17-24
ERRORS: 3, by Bryce Ronken, vs. Northern Colorado, 3-29-24 [Game 2]

INDIVIDUAL – PITCHING

INNINGS PITCHED: 8.0, three times (twice by Nic McCay: vs. St. Thomas, 3-22-24, and at Omaha, 4-12-24)
RUNS ALLOWED: 14, by Jake Goble, vs. Northern Colorado, 3-29-24 [Game 2]
EARNED RUNS ALLOWED: 9, by Jake Goble, vs. Northern Colorado, 3-29-24 [Game 2]
HITS ALLOWED: 14, by Jake Goble, vs. Northern Colorado, 3-29-24 [Game 2]
HOME RUNS ALLOWED: 3, by Sam Schlecht, vs. Northern Colorado, 3-29-24 [Game 1]
STRIKEOUTS: ^13, by Nic McCay, at Oral Roberts, 3-15-24
MOST WALKS ALLOWED: 7, by Alex Clemons, at New Mexico State, 2-18-24, and by Dylan Driessen, at New Mexico State, 2-19-24
HIT BATTERS: 3, four times (twice by Will Kent; last: by Sam Schlecht, vs. Northern Colorado, 3-29-24 [Game 1])
WILD PITCHES: 4, by Jake Goble, at North Dakota State, 4-6-24 [Game 2]
^ tied Division I-era school record (since 2005)

SUMMIT LEAGUE LEADERS – PITCHING

NIC McCAY

| | |
|---------------------------------|------|
| 1st in Earned Run Average | 2.14 |
| 1st in Strikeouts | 77 |
| 2nd in Innings Pitched | 54.2 |
| 2nd in Opposing Batting Average | .198 |
| T-2nd in Wins | 4 |

Newcomer Cael Frost, who homered twice in the April 12 series opener at Omaha, leads the team with 16 home runs, followed by 13 by Dawson Parry. Frost and Parry have hit back-to-back home runs twice this season.

Twelve different Jackrabbits have hit a home run so far this season as Matthew Werk joined the group in the April 9 home opener against Northwestern (Iowa).

Frost currently ranks 26th among Division I players with his 16 home runs and also stands 22nd with an .810 slugging percentage.

SDSU hit at least one home run in each of its first nine games last season and had an 11-game home run streak later in the season. Overall, the Jacks hit a home run in 38 of 52 contests during the 2023 campaign, including a season-best seven homers two times.

The Jackrabbits finished the 2023 season ranked 29th among NCAA Division I teams with an average of 1.71 home runs per game and 40th with a .505 slugging percentage.

Individually, four Jackrabbits reached double figures in the home run category in 2023.

All-region catcher Ryan McDonald, who was on a pace to shatter a number of SDSU single-season records before missing the final month of the season due to injury, still managed to lead the squad with 17 home runs. Nic Nelson, who recorded a pair of three-home run games in May, wound up with 16 home runs, followed by 15 from Luke Ira and 10 by Dawson Parry. Of that group, only Parry returns to the lineup in 2024.

Thirteen different Jackrabbit players hit at least one home run last season.

During the 2022 season, SDSU homered in 26 of its last 28 games, which included a school-record streak of 18 consecutive games with a homer from March 19-May 6, 2022.

BELLOWS' STREAKS END: Jess Bellows saw a pair of long streaks, including a record-setting hitting streak, come to an end during a series at Dayton in early March.

A junior outfielder from Miles City, Montana, Bellows established a new Jackrabbit record for longest hitting streak in the Division I era (since 2005) with a 20-game streak over two seasons. He set the mark with a home run in his first at-bat March 8 at Dayton, surpassing the 19-game single-season streaks put together by Tyson Fisher (2006) and Matt Johnson (2009).

Bellows' streak covered the last nine games of the 2023 season and his first 11 games of the 2024 campaign. Combined, he hit .413 (31-for-75) during his 20-game hitting streak, starting with a 15-for-35 performance to close out 2023, followed by a 16-for-40 showing to open 2024.

In addition, Bellows' streak of reaching base safely ended at 32 games in the March 10 series finale at Dayton. Although his hitting streak ended in the second game of the March 8 doubleheader at Dayton, Bellows did reach base on a hit by pitch. He recorded a two-hit game March 9, but did not reach base in three plate appearances the next day.

MCCAY COMES BACK AGAIN: For the second time in his collegiate career, pitcher Nic McCay is on the comeback trail.

The senior right-hander from Carlisle, Iowa, made a successful return to the mound in the Feb. 22 series opener at New Mexico by tossing three scoreless innings in a starting role. He ended his stint with seven strikeouts, including striking out the side in each of the first two innings, while walking one and allowing one hit.

McCay had missed three of the last four seasons due to injury, including the entire 2023 campaign. Previously, he was sidelined during both the 2020 and 2021 seasons.

McCay began his Jackrabbit career by earning Freshman All-America honors from *Collegiate Baseball* in 2019 after posting a 6-1 record with a 4.08 earned run average over 14 starts. He also struck out 83 batters in 79 1/3 innings en route to second-team all-Summit League recognition.

In 2022, McCay marked his initial comeback by leading the team with 68 strikeouts and 68 1/3 innings pitched in 14 starts. He was honored on the all-Summit League Second Team for the second time in his career as he ended that season with a 4-4 record.

A native of Carlisle, Iowa, McCay moved into the Jackrabbit career top 10 for strikeouts earlier this season and has since vaulted into the No. 2 spot with 228 K's. He matched a Jackrabbit single-game record in the Division I era with a 13-strikeout performance March 15 at Oral Roberts and has 77 strikeouts in only 54 2/3 innings thus far in 2024.

McCay also has moved into the SDSU career top 10 in games started by a pitcher this season as his nine starts in 2024 have upped his total to 37, placing him seventh in program history.

HITTING STREAKS — DIVISION I ERA

| | | |
|---------------------|----------------|------------|
| Jess Bellows | 2023-24 | ^20 |
| Tyson Fisher | 2006 | 19 |
| Matt Johnson | 2016 | 19 |
| Cael Frost | 2024 | 19 |
| Luke Ringhofer | 2015 | 17 |
| Matt Johnson | 2017 | 17 |
| Nick Adams | 2006 | 16 |
| Luke Ringhofer | 2017 | 16 |
| Stephen Turner | 2009 | 15 |
| John Lee | 2010 | 15 |
| Beau Hanowski | 2011 | 15 |
| Zach Coppola | 2015 | 15 |

^ Last nine games of 2023, first 11 games played in 2024

ACTIVE CAREER LEADERS

HOME RUNS

| | |
|-----------------|----|
| Dawson Parry | 33 |
| Cael Frost | 16 |
| Thatcher Kozal | 12 |
| Jordan Sagedahl | 12 |
| Reece Anderson | 8 |
| Cade Stuff | 8 |

RUNS BATTED IN

| | |
|-----------------|-----|
| Dawson Parry | 132 |
| Jess Bellows | 55 |
| Reece Anderson | 53 |
| Cael Frost | 50 |
| Jordan Sagedahl | 47 |
| Cade Stuff | 45 |
| Thatcher Kozal | 29 |

In addition, McCay's 83 strikeouts his freshman season rank ninth on the Jackrabbit single-season charts.

SAGEDAHL A JACK OF MANY TRADES: Jordan Sagedahl began the 2024 season as the Jackrabbits' Opening Day starter at third base, but has shown the ability to play wherever needed during his collegiate career.

In a recent series against Northern Colorado, Sagedahl moved over to shortstop in place of Carter Sintek, who is expected to be out for an extended period for medical reasons, before moving back to third base the next weekend at North Dakota State, followed by playing at second base in both games of an April 21 doubleheader against St. Thomas.

Despite all the recent shifting, Sagedahl put together a career-best 10-game hitting streak from March 15-April 13, during which he batted .410 (16-for-39) with five home runs, 15 RBIs and 16 runs scored. Entering play this weekend, Sagedahl has hit safely in 14 of his last 15 games.

Sagedahl made his first start of the season at catcher in the March 3 series finale at SIUE and responded with the first two-home run game of his career. He also recorded 12 putouts in the contest behind a 10-strikeout performance by Arlen Peters.

A senior from Olivia, Minnesota, Sagedahl had seen the bulk of his action over the past two seasons at second base after playing 39 games at third base as a freshman in 2021. He made 16 appearances at second base in 2023, as well as seven at catcher, four at third base and two as the designated hitter.

In addition, Sagedahl made four pitching appearances — all in relief — last season. He posted a 1-0 record with one save while striking out 11 batters in 8 1/3 innings of work.

TRANSFERS PROVIDE REINFORCEMENTS: The Jacks are counting on contributions from six transfers in their attempt to climb to the top of The Summit League in 2024.

The pitching staff welcomes three newcomers, including right-hander Arlen Peters, who was the team's Opening Day starter. A native of Schanzenfeld, Manitoba, Peters began his collegiate career in the Kansas junior college ranks, pitching at Johnson County Community College in 2021 and Kansas City Community College in 2022. He was an all-conference selection in 2022 after turning in a 6-2 record, but missed the 2023 campaign due to injury.

He began the season in the starting rotation before splitting time between the bullpen and a starting role in recent weeks. Peters became the first Jackrabbit in two seasons to post double digits for strikeouts in a game, fanning 10 in a no-decision at SIUE on March 3.

Also contributing in a setup role is another right-hander, Sam Schlecht. A native of Maple Grove, Minnesota, Schlecht began his collegiate career at Summit League rival St. Thomas before spending the 2023 season at Iowa Central Community College, where he led the squad with 87 strikeouts in 72 innings and posted a 6-5 record.

Schlecht is fourth on the team with 12 appearances, including a start in the second game of a March 8 doubleheader at Dayton.

Rounding out the pitching additions is Alex Koep. The left-hander from Parkers Prairie, Minnesota, was an NCAA Division II All-America selection and earned Northern Sun Intercollegiate Conference Pitcher of the Year honors in 2023. He compiled a 7-1 record with a 2.43 ERA last season as a starter, but has most of his innings out of the bullpen this season as a setup man and alternate closer with the Jackrabbits. Koep recorded his first Jackrabbit win by pitching four strong innings of relief in the Feb. 22 series-opening win at New Mexico.

Among position players, outfielder Cael Frost headlines the list of newcomers after earning all-region recognition at Kirkwood Community College (Kan.). Frost batted .379 in each of his two junior college seasons, tallying 12 home runs, 17 doubles and a triple with 55 RBIs as a sophomore.

Frost has been the Jackrabbits' starting right fielder and has responded by batting a league-best .395 (51-for-134) while also leading the Summit with 16 home runs, 13 doubles and an .810 slugging percentage. He also ranks second on the team with 50 RBIs.

Catcher Davis Carr also has moved into a regular starting role this season at catcher. A junior from Keller, Texas, who most recently played at Walla Walla Community College (Wash.), Carr has hit a pair of home runs and has driven in 14 runs so far this season.

COACH BISHOP: Rob Bishop, who has guided college baseball teams to 700 victories, was named head baseball coach at South Dakota State University on Aug. 1, 2016. Bishop is the ninth head coach in program history and the fourth in the Division I era of Jackrabbit baseball.

COACH BISHOP

AT HURON UNIVERSITY

- 38-18 record in one season (2000)

AT MILES CITY COMMUNITY COLLEGE

- 377-151 in 10 seasons (2001-10)

AT MONTANA STATE-BILLINGS

- 134-153-1 in six seasons (2011-16)

AT SOUTH DAKOTA STATE

- 155-193 in eight seasons (2017-present)

– 26-24 in 2017

– 18-32 in 2018

– 28-22 in 2019

– 5-12 in 2020

– 15-32 in 2021

– 22-23 in 2022

– 24-28 in 2023

– 17-20 in 2024

CAREER TOTALS

- 704-515-1 in 25 seasons (2000-present)

CAREER COACHING RECORDS

| | | |
|-------------------------|---------------------|------------------|
| Mark Ekeland (20) | 1984-2003 | 555-351-2 |
| Erv Huether (34) | 1950-83 | 351-376-2 |
| Rob Bishop (8) | 2017-present | 155-193-0 |
| Dave Schrage (5) | 2012-16 | 136-134-1 |
| Ritchie Price (3) | 2009-11 | 102-71-0 |
| Reggie Christiansen (4) | 2005-08 | 96-113-0 |
| Jack Reynolds (1) | 2004 | 12-36-0 |
| Jack Frost (2) | 1948-49 | 10-14-0 |
| Doc Scheft (1) | 1947 | 5-4-0 |

Now in his eighth season with the Jackrabbits, Bishop holds a 155-193 record at SDSU, including a 94-80 mark in Summit League regular season games. He recorded his 100th win with the Jackrabbits on April 3, 2022, as SDSU posted a 2-1 victory at St. Thomas.

In his first season, Bishop's 2017 squad returned to the winning side of the ledger with a 26-24 overall mark, including an 18-12 record for a third-place finish in The Summit League standings. SDSU won its opening-round game in the Summit League Baseball Championship, 6-5, over second-seeded North Dakota State.

In 2018, SDSU overcame a slow start to post a winning record in Summit League play at 14-13 and went on to reach the title game of the Summit League Baseball Championship. The Jackrabbits finished with an 18-32 overall record during a campaign in which they played only six home games.

SDSU bounced back in 2019, posting a 28-22 overall record that included a second-place mark of 19-10 in Summit League play. The Jackrabbits won or split nine of the 10 league series in regular season play en route to making an appearance in the four-team Summit League Baseball Championship for the 10th time in 11 years.

The 2020 season was canceled just before the start of Summit League play, with SDSU posting a 5-12 record in the first month of the season. The Jackrabbits recorded wins at Minnesota, Air Force and Kansas State the final week of the pandemic-shortened campaign.

When play resumed in the spring of 2021, the Jackrabbits posted a 15-32 overall record and suffered their first losing season in league play since 2016, but managed to earn the fourth and final spot in the Summit League Baseball Championship.

SDSU used a powerful offense to return to the Summit League tournament in 2022 after posting a 13-9 record in league play. The Jackrabbits, who doubled up the opposition in home runs by a 62-30 count, played only 12 home games in posting a 22-23 overall mark.

The Jackrabbits continued their offensive prowess in 2023 by setting a school record with 89 home runs in 52 games. SDSU played only one true home game but managed a 24-28 overall record and another winning season in Summit League play with a 13-11 mark. That momentum carried over to the four-team league postseason tournament, where the Jackrabbits made a run to the title game.

Overall, Bishop holds a 704-515-1 record (.577 winning percentage) as a collegiate head coach. He earned his 600th career victory in the Jackrabbits' 8-6 victory at UA Little Rock on March 10, 2019, and reached the 700-win milestone when SDSU defeated North Dakota State, 11-7, on April 6, 2024.

Individually, Jackrabbit players have been honored as all-Summit League performers 34 times during Bishop's tenure, including nine all-league selections in 2023. Catcher Ryan McDonald was a first-team all-league honoree at catcher and later earned second-team ABCA/Rawlings All-Central Region recognition. Drew Beazley earned all-Summit League honors for the third time in his career as a second-team outfielder while Cade Stuff was named to the second team as a second baseman. Six other Jackrabbits were honorable mention selections.

In addition, Bishop has mentored a handful of Jackrabbit players who have pursued professional careers. Catcher Luke Ringhofer was selected in the 22nd round of the 2017 Major League Baseball Draft by the Baltimore Orioles and relief pitcher Chris Halbur was offered a free agent contract by the Los Angeles Dodgers after Bishop's first season in Brookings. Shortstop Gus Steiger signed with the Cincinnati Reds following an abbreviated 2020 MLB Draft. In 2019, left-handed pitcher Brady Stover was a 31st-round pick of the Washington Nationals, but opted to return to the Jackrabbits for his senior season.

Following the 2023 MLB Draft, pitcher Ryan Bourassa signed as a free agent with the Atlanta Braves organization.

Prior to becoming head coach at SDSU, Bishop spent six years at NCAA Division II member Montana State University-Billings, where he led the Yellowjackets to back-to-back Great Northwest Athletic Conference regular season titles in 2015 and 2016, attaining the program's first-ever 30-win season with a 30-20 record in 2016.

Previously, Bishop spent 10 years at Miles City Community College in Montana, where his teams won MonDak conference championships every year. His squads also claimed five consecutive junior college region titles and a Northwest District championship in 2007 to advance to the NJCAA Division II College World Series.

Bishop's teams won at least 30 games in all 10 seasons, including four with 40 wins. He ended his tenure at Miles City with a 377-151 overall record. He also served as athletic director the last five years of his tenure at Miles City.

PRONUNCIATION GUIDE

| | |
|---------------|---------------|
| Arbogast | ARE-bo-gast |
| Agedahl | AUG-ah-doll |
| Benes | BENN-iss |
| Driessen | DREE-sen |
| Faix | fay |
| Goble | GO-bull |
| Koep | kep |
| Kogel | CO-gull |
| Kozal | CO-zull |
| Kruger | CREW-gurr |
| Richey | RICH-ee |
| Sagedahl | SAG-ah-doll |
| Schlecht | shleckt |
| Dagen Schramm | DAY-gun shram |
| Sintek | SIN-tech |
| Toman | TOE-man |

QUICK FACTS

NAME OF SCHOOL: South Dakota State University
CITY/ZIP: Brookings, SD 57007
ENROLLMENT: 11,505 (fall 2023)
COLORS: Yellow and Blue
HOME STADIUM: Erv Huether Field (600 capacity)
PRESIDENT: Dr. Barry H. Dunn
ATHLETIC DIRECTOR: Justin Sell
2023 OVERALL RECORD: 24-28
2023 SUMMIT LEAGUE RECORD: 13-11 (third place)
HOME RECORD: 10-1
AWAY/NEUTRAL RECORD: 13-22/1-5
POSITION STARTERS RETURNING/LOST: 5/4
ALL-TIME RECORD: 1,422-1,292-5
FIRST YEAR OF BASEBALL: 1947
NCAA DIVISION I POSTSEASON APPEARANCES: One/2013
NCAA DIVISION II POSTSEASON APPEARANCES: Nine (last in 1995)

Bishop served as a graduate assistant at SDSU under head coach Mark Ekeland during the 1998 and 1999 seasons. In his first year as a head coach, Bishop led Huron University to the South Dakota Intercollegiate Conference title in 2000 with a 38-18 record.

A 1994 graduate of Jamestown College, Bishop earned NAIA All-America honors during the 1992 and 1994 seasons as an infielder.

THE ROSTER: The 2024 SDSU baseball roster features 38 players from nine different states and one Canadian province. Of the 38 players, 14 are from Minnesota, eight are from South Dakota, five are Iowa natives, and four hail from Nebraska. Two players are from Montana, while Colorado, Texas, Utah, Washington and Manitoba are represented by one player each.

By class, two are graduate transfers, six are seniors and 14 are juniors. The sophomore and redshirt freshman classes each have five players, while six are incoming freshmen.

| No. | PLAYER | Pos. | B-T | Ht. | Wt. | Yr. | HOMETOWN (PREVIOUS SCHOOL) |
|-----|--------------------|-------|-----|------|-----|-------|---|
| 1 | Jess Bellows** | OF | R/R | 5-10 | 190 | Jr. | Miles City, Mont./Custer County District H.S. |
| 2 | Carter Sintek | IF | R/R | 6-0 | 175 | R-Fr. | Bennington, Neb./Fremont H.S. |
| 3 | Matthew Werk* | IF | R/R | 5-11 | 190 | So. | Madison Lake, Minn./Mankato East H.S. |
| 4 | Cade Stuff* | IF | L/R | 6-0 | 190 | Sr. | Great Falls, Mont./Miles CC (Mont.) |
| 5 | Nic McCay** | P | R/R | 6-0 | 200 | Sr. | Carlisle, Iowa/Carlisle H.S. |
| 6 | Jordan Sagedahl*** | IF | R/R | 6-2 | 190 | Sr. | Olivia, Minn./BOLD H.S. |
| 7 | Tyson Kogel* | IF | L/R | 5-10 | 185 | So. | Sioux Falls, S.D./Harrisburg H.S. |
| 8 | Cohen Henry | OF | L/R | 6-2 | 200 | Fr. | Sioux Falls, S.D./Jefferson H.S. |
| 9 | Luke Luskey | IF | R/R | 5-10 | 205 | R-Fr. | Green Isle, Minn./Belle Plaine H.S. |
| 10 | Arlen Peters | P | R/R | 6-2 | 230 | Jr. | Schanzenfeld, Manitoba/Kansas City CC (Kan.) |
| 11 | Dane Toman** | P | R/R | 6-2 | 190 | Jr. | Bellevue, Neb./Bellevue West H.S. |
| 12 | Reece Arbogast** | P | R/L | 5-8 | 200 | Jr. | Sioux Falls, S.D./O'Gorman H.S. |
| 13 | Dagen Schramm* | C | L/R | 6-0 | 185 | Jr. | Sioux Falls, S.D./Washington H.S. |
| 14 | Dylan Richey* | P | R/R | 6-1 | 215 | Jr. | Wewala, S.D./Butler CC (Kan.) |
| 15 | Thatcher Kozal** | OF | L/R | 5-11 | 185 | Sr. | Waverly, Neb./Iowa Western CC |
| 17 | Alex Clemons** | P | R/R | 6-1 | 215 | Jr. | Bettendorf, Iowa/Pleasant Valley H.S. |
| 18 | Reece Anderson*** | OF | R/R | 6-1 | 200 | Sr. | Johnston, Iowa/Johnston H.S. |
| 19 | Owen Bishop** | P | R/R | 6-2 | 190 | Jr. | Arlington, Wash./Arlington H.S. |
| 20 | Davis Carr | C | R/R | 6-2 | 185 | Jr. | Keller, Texas/Walla Walla CC (Wash.) |
| 21 | Dylan Driessen* | P | R/R | 6-3 | 220 | So. | Omaha, Neb./Millard West H.S. |
| 22 | Sam Schlecht | P | R/R | 6-6 | 225 | Jr. | Maple Grove, Minn./Iowa Central CC |
| 23 | Jack Kruger* | P | R/R | 6-4 | 220 | So. | Belle Plaine, Minn./Belle Plaine H.S. |
| 24 | Cael Frost | OF | L/R | 5-11 | 195 | Jr. | Gilbertville, Iowa/Kirkwood CC (Iowa) |
| 25 | Hunter Palmer | OF | R/R | 6-0 | 190 | R-Fr. | St. Michael, Minn./St. Michael-Albertville H.S. |
| 27 | Bryce Ronken | IF | L/R | 5-11 | 190 | Fr. | Sioux Falls, S.D./Washington H.S. |
| 28 | Adam Benes** | IF/OF | R/R | 5-11 | 195 | Jr. | Longmont, Colo./Longmont H.S. |
| 29 | Will Kent* | P | R/R | 6-1 | 185 | So. | Rosemount, Minn./Rosemount H.S. |
| 30 | Tyus Smith | P | R/R | 6-5 | 200 | Fr. | Prior Lake, Minn./Prior Lake H.S. |
| 31 | Charlie Jacobson | P | L/L | 6-6 | 230 | R-Fr. | Marshall, Minn./Marshall H.S. |
| 32 | Jude Sundquist | P | R/R | 6-5 | 230 | R-Fr. | Chisholm, Minn./Chisholm H.S. |
| 33 | Dawson Parry** | IF/DH | R/R | 6-1 | 240 | Sr. | Highland, Utah/Miles CC (Mont.) |
| 34 | Brady Hawkins** | P | R/R | 6-3 | 225 | Jr. | Mitchell, S.D./Ethan H.S. |
| 35 | Jake Goble** | P | R/R | 6-5 | 235 | Jr. | Rapid City, S.D./St. Thomas More H.S. |
| 36 | Jayden Gibson | C | R/R | 6-0 | 200 | Gr. | Grinnell, Iowa/Parkland CC (Ill.) |
| 37 | Alex Koep | P | L/L | 5-10 | 195 | Gr. | Parkers Prairie, Minn./Minnesota Crookston |
| 38 | Mason Lang | C | L/R | 6-1 | 205 | Fr. | Chaska, Minn./Chanhassen H.S. |
| 39 | Andrew Phillips | OF | L/R | 5-11 | 200 | Fr. | Hartland, Minn./NRHEG H.S. |
| 41 | Tristan Agedahl | P | L/L | 6-8 | 195 | Fr. | Caledonia, Minn./Caledonia H.S. |

* indicates number of varsity letters earned

COACHING STAFF

Head Coach-Rob Bishop
 Assistant Coach-Danny Higginbotham
 Pitching Coach-Connor Faix
 Volunteer Assistant-Ryley Kozisek

A LOOK AHEAD: The Jackrabbits embark on their final road trip of the regular season, starting with a three-game Summit League series May 3-5 at Northern Colorado.

Note: SDSU's game scheduled for May 14 at Kansas State has been canceled for scheduling considerations.

2024 JACKRABBIT BASEBALL PROSPECTUS

POSITION STARTERS

Returning (R) and Lost (L)

| | CI. | Notes |
|------------------------|-----|---|
| (L) C: Ryan McDonald | – | First-team all-Summit League; .417 avg., 17 HR, 39 RBI, .929 slg. in 36 games |
| (R) 1B: Dawson Parry | Sr. | All-Summit League honorable mention; .322 avg., 10 HR, 39 RBI, .528 slg. |
| (R) 2B: Cade Stuff | Sr. | Second-team all-Summit League; .286 avg., 5 HR, 16 2B, 24 RBI in 50 games |
| (L) SS: Luke Ira | – | All-Summit League honorable mention; .252 avg., 15 HR, 47 RBI, .533 slg. |
| (L) 3B: Nic Nelson | – | All-Summit League honorable mention; .299 avg., 16 HR, 52 RBI, .619 slg. |
| (R) LF: Jess Bellows | Jr. | .293 avg., 1 HR, 24 RBI in 48 games (43 starts) |
| (R) CF: Reece Anderson | Sr. | All-Summit League honorable mention; .286 avg., 5 HR, 28 RBI, 4 SB |
| (L) RF: Drew Beazley | – | Second-team all-Summit League; .269 avg., 8 HR, 16 2B, 39 RBI, 8 SB |
| (R) DH: Thatcher Kozal | Sr. | .230 avg., 5 HR, 13 RBI in 38 games (24 starts) |

STARTING PITCHERS

Returning (R) and Lost (L)

| | CI. | Notes |
|-------------------------|-----|--|
| (R) LHP: Reece Arbogast | Jr. | 1-0 record, 5.74 ERA, 36 K, 17 BB in 47.0 IP (8 starts) |
| (R) RHP: Jake Goble | Jr. | All-Summit League honorable mention; 5-3, 4.32 ERA, 46 K, 19 BB in 11 starts |
| (L) RHP: Blake Kunz | – | 1-7 record, 6.51 ERA, 59 K, 38 BB in 56.2 IP (11 starts) |

| | | |
|----------------------|-----|---|
| (R) RHP: Nic McCay | Sr. | Sat out 2023 due to injury; 4-4 record, 5.80 ERA in 68.1 IP (14 starts) in 2022 |
| (R) RHP: Owen Bishop | Jr. | Missed 2023 season; 4-5 record, 4.19 ERA over 58.0 IP (11 starts) in 2022 |

OTHER POSITION PLAYERS

| | CI. | Notes |
|-------------------------|-----|---|
| (R) UT/DH: Adam Benes | Jr. | Batted .225 with 3 HR and 13 RBI in 37 games (22 starts) in 2023 |
| (R) IF: Tyson Kogel | So. | Redshirted during 2023 season; batted .154 (2-for-13) in 6 games in '22 |
| (R) UT: Jordan Sagedahl | Sr. | Batted .171 with 2 2B and 5 RBI in 2023 |
| (R) C: Dagen Schramm | Jr. | Batted .182 with 2 HR and 8 RBI in 24 games (16 starts) in 2023 |
| (L) C: Brandon Vlcko | – | Batted .250 with 1 HR and 5 RBI in 8 games (6 starts) in 2023 |
| (R) IF: Matthew Werk | So. | Played in 21 games (8 starts) in 2023, batting .243 with 1 HR and 5 RBI |
| (L) OF: Bryce Zimmerman | – | Played in 2 games in 2023 |

OTHER PITCHERS

| | CI. | Notes |
|--------------------------|-----|---|
| (L) RHP: Ryan Bourassa | – | 3-3 record, 8 SV, 4.46 ERA, 62 K, 15 BB over 40.1 IP in 20 appearances |
| (R) RHP: Alex Clemons | Jr. | 2-0 record, 7.04 ERA, 42 K, 23 BB over 30.2 IP in 19 appearances (2 starts) |
| (R) RHP: Dylan Driessen | So. | 5-4 record, 6.48 ERA, 36 K, 18 BB over 25.0 IP in 19 relief appearances |
| (R) RHP: Brady Hawkins | So. | 2-4 record, 7.49 ERA in 17 appearances (5 starts); 23 K, 15 BB in 33.2 IP |
| (R) RHP: Will Kent | So. | 2-1 record, 11.02 ERA in 8 appearances (4 starts); 14 K, 18 BB in 16.1 IP |
| (R) RHP: Jack Kruger | So. | 0-3 record, 7.90 ERA in 16 appearances (6 starts); 31 K, 30 BB in 41.0 IP |
| (R) RHP: Dylan Richey | Jr. | 0-2 record, 9.31 ERA in 13 appearances (1 start); 18 K, 12 BB in 19.1 IP |
| (R) RHP: Jordan Sagedahl | Jr. | 1-0 record, 7.56 ERA in 4 relief appearances; 11 K, 4 BB in 8.1 IP |
| (L) RHP: Eli Sundquist | – | All-Summit League HM; 1-1, 1 SV, 4.45 ERA, 47 K, 27 BB in 28.1 IP over 17 App |
| (R) RHP: Dane Toman | Jr. | 1-0 record, 7.03 ERA in 13 appearances (3 starts); 17 K, 26 BB in 24.1 IP |

RETURNING REDSHIRTS

| |
|-----------------------|
| LHP: Charlie Jacobson |
| IF: Luke Luskey |
| OF: Hunter Palmer |
| IF: Carter Sintek |
| RHP: Jude Sundquist |

INCOMING PLAYERS

| | |
|-----------------------|-----------------------------------|
| LHP: Tristan Augedahl | C: Davis Carr (JUCO transfer) |
| OF: Cohen Henry | OF: Cael Frost (JUCO transfer) |
| C: Mason Lang | C: Jayden Gibson (grad transfer) |
| OF: Andrew Phillips | LHP: Alex Koep (grad transfer) |
| IF: Bryce Ronken | RHP: Arlen Peters (JUCO transfer) |
| P: Tyus Smith | RHP: Sam Schlect (JUCO transfer) |

2024 JACKRABBIT BASEBALL RESULTS

| DATE | OPPONENT | SCORE | SITE | SDSU | OPPONENT | W-L | PITCHER OF RECORD |
|---------|---------------------|-------------------|--------------------|---------|----------|-------------|----------------------|
| Feb. 16 | New Mexico State | L, 6-8 | Las Cruces, N.M | 6-8-1 | 8-9-0 | 0-1 | Sam Schlecht (0-1) |
| Feb. 17 | New Mexico State | L, 9-13 | Las Cruces, N.M. | 9-10-1 | 13-10-4 | 0-2 | Jake Goble (0-1) |
| Feb. 18 | New Mexico State | W, 8-5 | Las Cruces, N.M. | 8-7-1 | 5-1-1 | 1-2 | Alex Clemons (1-0) |
| Feb. 19 | New Mexico State | W, 11-10 | Las Cruces, N.M. | 11-12-4 | 10-14-0 | 2-2 | Dylan Driessen (1-0) |
| Feb. 22 | New Mexico | W, 11-5 | Albuquerque, N.M. | 11-11-1 | 5-8-1 | 3-2 | Alex Koep (1-0) |
| Feb. 23 | New Mexico | L, 11-12 | Albuquerque, N.M. | 11-19-2 | 12-16-3 | 3-3 | Reece Arbogast (0-1) |
| Feb. 24 | New Mexico | L, 8-9 | Albuquerque, N.M. | 8-14-3 | 9-12-1 | 3-4 | Alex Clemons (1-1) |
| Feb. 24 | New Mexico | L, 2-13 | Albuquerque, N.M. | 2-9-0 | 13-15-0 | 3-5 | Will Kent (0-1) |
| Mar. 1 | SIUE | W, 6-3 | Edwardsville, Ill. | 6-11-0 | 3-9-1 | 4-5 | Brady Hawkins (1-0) |
| Mar. 2 | SIUE | W, 8-1 | Edwardsville, Ill. | 8-11-2 | 1-5-2 | 5-5 | Jake Goble (1-1) |
| Mar. 2 | SIUE | (7 inn.) W, 5-4 | Edwardsville, Ill. | 5-8-0 | 4-8-0 | 6-5 | Will Kent (1-1) |
| Mar. 3 | SIUE | (10 inn.) L, 5-6 | Edwardsville, Ill. | 5-9-2 | 6-11-2 | 6-6 | Dylan Driessen (1-1) |
| Mar. 8 | Dayton | W, 8-5 | Dayton, Ohio | 8-11-1 | 5-5-2 | 7-6 | Alex Clemons (2-1) |
| Mar. 8 | Dayton | (7 inn.) L, 5-15 | Dayton, Ohio | 5-6-1 | 15-11-1 | 7-7 | Will Kent (1-2) |
| Mar. 9 | Dayton | L, 3-7 | Dayton, Ohio | 3-7-1 | 7-10-1 | 7-8 | Jake Goble (1-2) |
| Mar. 10 | Dayton | L, 6-16 | Dayton, Ohio | 6-7-3 | 16-12-1 | 7-9 | Arlen Peters (0-1) |
| Mar. 13 | Kansas State | L, 5-16 | Manhattan, Kan. | 5-5-2 | 16-15-0 | 7-10 | Jack Kruger (0-1) |
| Mar. 16 | *Oral Roberts | W, 5-2 | Tulsa, Okla. | 5-11-1 | 2-5-1 | 8-10 (1-0) | Nic McCay (1-0) |
| Mar. 17 | *Oral Roberts | W, 12-7 | Tulsa, Okla. | 12-0-0 | 7-12-2 | 9-10 (2-0) | Jake Goble (2-2) |
| Mar. 18 | *Oral Roberts | W, 6-3 | Tulsa, Okla. | 6-10-1 | 3-4-0 | 10-10 (3-0) | Reece Arbogast (1-1) |
| Mar. 20 | Creighton | L, 3-10 | Omaha, Neb. | 3-7-3 | 10-10-1 | 10-11 | Will Kent (1-3) |
| Mar. 22 | *St. Thomas | W, 1-0 | Omaha, Neb. | 1-2-0 | 0-3-2 | 11-11 (4-0) | Nic McCay (2-0) |
| Mar. 23 | *St. Thomas | L, 5-11 | Omaha, Neb. | 5-9-2 | 11-12-1 | 11-12 (4-1) | Jake Goble (2-3) |
| Mar. 28 | *Northern Colorado | (8 inn.) L, 7-19 | Papillion, Neb. | 7-11-3 | 19-15-2 | 11-13 (4-2) | Brady Hawkins (1-1) |
| Mar. 29 | *Northern Colorado | L, 7-19 | Papillion, Neb. | 7-15-1 | 19-18-0 | 11-14 (4-3) | Alex Clemons (2-2) |
| Mar. 29 | *Northern Colorado | (7 inn.) L, 12-26 | Papillion, Neb. | 12-9-5 | 26-21-1 | 11-15 (4-4) | Jake Goble (2-4) |
| Apr. 5 | *North Dakota State | W, 5-1 | Fargo, N.D. | 5-8-2 | 1-3-0 | 12-15 (5-4) | Nic McCay (3-0) |
| Apr. 6 | *North Dakota State | L, 8-9 | Fargo, N.D. | 8-14-5 | 9-9-1 | 12-16 (5-5) | Reece Arbogast (1-2) |
| Apr. 6 | *North Dakota State | W, 11-7 | Fargo, N.D. | 11-13-2 | 7-10-3 | 13-16 (6-5) | Jake Goble (3-4) |
| Apr. 9 | NORTHWESTERN (Iowa) | W, 8-1 | Erv Huether Field | 8-7-0 | 1-5-0 | 14-16 | Will Kent (2-3) |
| Apr. 12 | *Omaha | W, 7-2 | Omaha, Neb. | 7-13-2 | 2-5-0 | 15-16 (7-5) | Nic McCay (4-0) |
| Apr. 13 | *Omaha | L, 15-21 | Omaha, Neb. | 15-14-2 | 21-24-2 | 15-17 (7-6) | Dylan Driessen (1-2) |
| Apr. 14 | *Omaha | W, 10-9 | Omaha, Neb. | 9-14-1 | 10-8-1 | 15-18 (7-7) | Jake Goble (3-5) |
| Apr. 17 | Minnesota | (7 inn.) L, 1-11 | Minneapolis, Minn. | 1-5-1 | 11-10-0 | 15-19 | Will Kent (2-4) |
| Apr. 20 | *ST. THOMAS | W, 9-5 | Erv Huether Field | 9-9-2 | 5-8-3 | 16-19 (8-7) | Alex Clemons (3-2) |
| Apr. 21 | *ST. THOMAS | L, 6-11 | Erv Huether Field | 6-9-4 | 11-15-0 | 16-20 (8-8) | Jake Goble (3-6) |
| Apr. 22 | *ST. THOMAS | W, 4-3 | Erv Huether Field | 4-12-4 | 3-4-3 | 17-20 (9-8) | Alex Clemons (4-2) |

2024 INNING-BY-INNING SCORING SUMMARY

| | 1 | 2 | 3 | 4 | 5 | 6 | 7 | 8 | 9 | EX | TOTAL |
|--------------------|----|----|----|----|----|----|----|----|----|----|-------|
| South Dakota State | 34 | 18 | 36 | 23 | 28 | 35 | 37 | 26 | 21 | 0 | 258 |
| Opponents | 43 | 36 | 27 | 29 | 56 | 20 | 62 | 29 | 23 | 1 | 326 |

JACKRABBITS' RECORD WHEN ...

| | | | | | |
|---|-------|---------------------------------------|-------|---------------------------------|------|
| Overall | 17-20 | Scoring 6-9 Runs | 8-9 | Trailing After 8 Innings | 1-13 |
| Summit League | 9-8 | Scoring 10+ Runs | 4-3 | Tied After 8 Innings | 1-0 |
| Non-Conference | 8-12 | Opponent Scores 0-2 Runs | 6-0 | Hit 0 Home Runs | 3-6 |
| Home Games | 3-1 | Opponent Scores 3-5 Runs | 8-0 | Hit 1 Home Run | 8-4 |
| Away Games | 13-15 | Opponent Scores 6-9 Runs | 2-5 | Hit 2+ Home Runs | 6-10 |
| Neutral-Site Games | 1-4 | Opponent Scores 10+ Runs | 1-15 | Opponent Hit 0 Home Runs | 11-9 |
| Day Games | 13-18 | Scored in First Inning | 10-8 | Opponent Hit 1 Home Run | 5-3 |
| Night Games (start 6 p.m. or later) | 4-2 | Opponent Scored in First Inning | 6-13 | Opponent Hit 2+ Home Runs | 1-8 |
| vs. Left-Handed Starter | 3-6 | Scores First | 13-10 | Made 0 Errors | 5-1 |
| vs. Right-Handed Starter | 14-14 | Opponent Scores First | 4-10 | Made 1 Error | 5-7 |
| 1-Run Games | 4-5 | Leading After 6 Innings | 12-5 | Made 2+ Errors | 7-12 |
| 2-Run Games | 0-1 | Trailing After 6 Innings | 3-14 | Opponent Made 0 Errors | 6-6 |
| 5+ Run Games | 5-12 | Tied After 6 Innings | 2-1 | Opponent Made 1 Error | 4-9 |
| Extra Innings | 0-1 | Leading After 7 Innings | 11-2 | Opponent Made 2+ Errors | 7-5 |
| Shutouts | 1-0 | Trailing After 7 Innings | 0-15 | Out-Hit Opponent | 13-4 |
| Scoring 0-2 Runs | 1-2 | Tied After 7 Innings | 5-0 | Out-Hit By Opponent | 3-15 |
| Scoring 3-5 Runs | 4-6 | Leading After 8 Innings | 14-2 | Hits Tied | 1-1 |

2024 JACKRABBIT BASEBALL STATISTICS

JACKRABBIT HOME RUN LOG

| | | | | |
|-----|---------------------|---------------------------------|------------|------------|
| 1. | Cael Frost (1) | Feb. 16 at New Mexico State | 2-Run | 1st Inning |
| 2. | Dawson Parry (1) | Feb. 16 at New Mexico State | 2-Run | 3rd Inning |
| 3. | Reece Anderson (1) | Feb. 16 at New Mexico State | 2-Run | 8th Inning |
| 4. | Davis Carr (1) | Feb. 17 at New Mexico State | Solo | 7th Inning |
| 5. | Dawson Parry (2) | Feb. 18 at New Mexico State | Solo | 1st Inning |
| 6. | Cael Frost (2) | Feb. 18 at New Mexico State | Solo | 4th Inning |
| 7. | Dawson Parry (3) | Feb. 18 at New Mexico State | Grand Slam | 9th Inning |
| 8. | Davis Carr (2) | Feb. 19 at New Mexico State | 3-Run | 3rd Inning |
| 9. | Dawson Parry (4) | Feb. 22 at New Mexico | 2-Run | 1st Inning |
| 10. | Carter Sintek (1) | Feb. 22 at New Mexico | Solo | 4th Inning |
| 11. | Cade Stuff (1) | Feb. 22 at New Mexico | Solo | 4th Inning |
| 12. | Cael Frost (3) | Feb. 22 at New Mexico | 2-Run | 5th Inning |
| 13. | Bryce Ronken (1) | Feb. 23 at New Mexico | 2-Run | 2nd Inning |
| 14. | Thatcher Kozal (1) | Feb. 23 at New Mexico | Solo | 9th Inning |
| 15. | Cael Frost (4) | Feb. 24 at New Mexico-1 | 2-Run | 7th Inning |
| 16. | Thatcher Kozal (2) | Feb. 24 at New Mexico-2 | Solo | 5th Inning |
| 17. | Dawson Parry (5) | Mar. 1 at SIUE | ^Solo | 3rd Inning |
| 18. | Cael Frost (5) | Mar. 1 at SIUE | ^Solo | 3rd Inning |
| 19. | Carter Sintek (2) | Mar. 2 at SIUE-1 | 2-Run | 1st Inning |
| 20. | Dawson Parry (6) | Mar. 2 at SIUE-1 | Solo | 2nd Inning |
| 21. | Luke Luskey (1) | Mar. 2 at SIUE-1 | Solo | 9th Inning |
| 22. | Cael Frost (6) | Mar. 2 at SIUE-2 | 3-Run | 7th Inning |
| 23. | Jordan Sagedahl (1) | Mar. 3 at SIUE | Solo | 3rd Inning |
| 24. | Cade Stuff (2) | Mar. 3 at SIUE | 2-Run | 4th Inning |
| 25. | Jordan Sagedahl (2) | Mar. 3 at SIUE | 2-Run | 9th Inning |
| 26. | Jess Bellows (1) | Mar. 8 at Dayton | Solo | 3rd Inning |
| 27. | Cael Frost (7) | Mar. 8 at Dayton | 3-Run | 4th Inning |
| 28. | Luke Luskey (2) | Mar. 8 at Dayton | 2-Run | 8th Inning |
| 29. | Dawson Parry (7) | Mar. 13 at Kansas State | Grand Slam | 1st Inning |
| 30. | Cael Frost (8) | Mar. 13 at Kansas State | Solo | 3rd Inning |
| 31. | Cael Frost (9) | Mar. 16 at Oral Roberts | 3-Run | 6th Inning |
| 32. | Dawson Parry (8) | Mar. 17 at Oral Roberts | Grand Slam | 6th Inning |
| 33. | Cael Frost (10) | Mar. 23 vs. St. Thomas | Solo | 4th Inning |
| 34. | Thatcher Kozal (3) | Mar. 23 vs. St. Thomas | 2-Run | 7th Inning |
| 35. | Dawson Parry (9) | Mar. 28 vs. Northern Colorado | 2-Run | 1st Inning |
| 36. | Bryce Ronken (2) | Mar. 28 vs. Northern Colorado | Solo | 3rd Inning |
| 37. | Jordan Sagedahl (3) | Mar. 28 vs. Northern Colorado | Solo | 7th Inning |
| 38. | Cael Frost (11) | Mar. 28 vs. Northern Colorado | ^Solo | 7th Inning |
| 39. | Dawson Parry (10) | Mar. 28 vs. Northern Colorado | ^Solo | 7th Inning |
| 40. | Cade Stuff (3) | Mar. 29 vs. Northern Colorado-1 | 3-Run | 1st Inning |
| 41. | Luke Luskey (3) | Mar. 29 vs. Northern Colorado-1 | 2-Run | 5th Inning |
| 42. | Jordan Sagedahl (4) | Mar. 29 vs. Northern Colorado-2 | Solo | 3rd Inning |
| 43. | Cael Frost (12) | Mar. 29 vs. Northern Colorado-2 | Grand Slam | 3rd Inning |
| 44. | Cael Frost (13) | Apr. 6 at North Dakota State-1 | Solo | 1st Inning |
| 45. | Jordan Sagedahl (5) | Apr. 6 at North Dakota State-1 | 2-Run | 6th Inning |
| 46. | Cael Frost (14) | Apr. 6 at North Dakota State-2 | 2-Run | 5th Inning |
| 47. | Matthew Werk (1) | Apr. 9 vs. Northwestern (Iowa) | 3-Run | 2nd Inning |
| 48. | Cael Frost (15) | Apr. 12 at Omaha | ^Solo | 4th Inning |
| 49. | Dawson Parry (11) | Apr. 12 at Omaha | ^Solo | 4th Inning |
| 50. | Cael Frost (16) | Apr. 12 at Omaha | 3-Run | 7th Inning |
| 51. | Reece Anderson (2) | Apr. 13 at Omaha | Solo | 2nd Inning |
| 52. | Jordan Sagedahl (6) | Apr. 13 at Omaha | Grand Slam | 4th Inning |
| 53. | Dawson Parry (12) | Apr. 13 at Omaha | Solo | 4th Inning |
| 54. | Jordan Sagedahl (7) | Apr. 13 at Omaha | Solo | 6th Inning |
| 55. | Reece Anderson (3) | Apr. 14 at Omaha | Grand Slam | 8th Inning |
| 56. | Dawson Parry (13) | Apr. 20 vs. St. Thomas | 3-Run | 8th Inning |
| 57. | Jordan Sagedahl (8) | Apr. 21 vs. St. Thomas-2 | Solo | 1st Inning |

^ Back-to-back home runs

#Leadoff home run

PH-Pinch-hit

HOME RUNS BY TYPE

| | |
|------------|-----|
| Solo | 276 |
| 2-Run | 16 |
| 3-Run | 8 |
| Grand Slam | 6 |

HOME RUNS BY INNING

| | |
|---------------|----|
| First | 9 |
| Second | 5 |
| Third | 9 |
| Fourth | 10 |
| Fifth | 4 |
| Sixth | 4 |
| Seventh | 8 |
| Eighth | 4 |
| Ninth | 4 |
| 10th or later | 0 |

MULTI-HOME RUN

GAMES – INDIVIDUAL

| | |
|---|--|
| 2-18-24, by Dawson Parry (2), at New Mexico State | |
| 3-3-24, by Jordan Sagedahl (2), at SIU-Edwardsville | |
| 3-28-24, by Dawson Parry (2), vs. Northern Colorado | |
| 4-12-24, by Cael Frost (2), at Omaha | |
| 4-13-24, by Jordan Sagedahl (2), at Omaha | |

MULTI-HOME RUN

GAMES – TEAM

| | |
|---------------------------------|---|
| 3-28-24, vs. No. Colorado | 5 |
| 2-22-24, at New Mexico | 4 |
| 4-13-24, at Omaha | 4 |
| 2-16-24, at New Mexico State | 3 |
| 2-18-24, at New Mexico State | 3 |
| 3-2-24, at SIU-Edwardsville-1 | 3 |
| 3-3-24, at SIU-Edwardsville | 3 |
| 3-8-24, at Dayton-1 | 3 |
| 4-12-24, at Omaha | 3 |
| 2-23-24, at New Mexico | 2 |
| 3-1-24, at SIUE | 2 |
| 3-13-24, at Kansas State | 2 |
| 3-23-24, vs. St. Thomas | 2 |
| 3-29-24, vs. No. Colorado-1 | 2 |
| 3-29-24, vs. No. Colorado-2 | 2 |
| 4-6-24, at North Dakota State-1 | 2 |

The Automated ScoreBook
Overall Statistics for South Dakota State (as of Apr 21, 2024)
(All games Sorted by Batting avg)

Record: 17-20 Home: 3-1 Away: 13-15 Neutral: 1-4 Summit: 9-8

| Player | avg | gp-gs | ab | r | h | 2b | 3b | hr | rbi | tb | slg% | bb | hp | so | gdp | ob% | sf | sh | sb-att | po | a | e | fld% |
|-----------------|------|-------|------|-----|-----|----|----|----|-----|-----|------|-----|----|-----|-----|------|----|----|--------|-----|-----|----|-------|
| Cael Frost | .395 | 37-37 | 147 | 42 | 58 | 13 | 0 | 16 | 50 | 119 | .810 | 20 | 6 | 32 | 4 | .480 | 2 | 0 | 1-1 | 60 | 2 | 1 | .984 |
| Reece Anderson | .352 | 27-27 | 108 | 33 | 38 | 4 | 2 | 3 | 14 | 55 | .509 | 9 | 7 | 15 | 3 | .435 | 0 | 2 | 1-3 | 47 | 1 | 1 | .980 |
| Dawson Parry | .333 | 36-36 | 144 | 31 | 48 | 11 | 0 | 13 | 53 | 98 | .681 | 16 | 7 | 28 | 5 | .418 | 3 | 0 | 0-0 | 61 | 3 | 2 | .970 |
| Bryce Ronken | .307 | 32-24 | 88 | 19 | 27 | 5 | 2 | 2 | 11 | 42 | .477 | 12 | 3 | 27 | 2 | .400 | 2 | 0 | 3-3 | 21 | 26 | 12 | .797 |
| Jordan Sagedahl | .292 | 30-24 | 89 | 22 | 26 | 4 | 1 | 8 | 23 | 56 | .629 | 9 | 3 | 26 | 2 | .369 | 2 | 1 | 1-1 | 69 | 40 | 10 | .916 |
| Carter Sintek | .283 | 23-23 | 92 | 22 | 26 | 2 | 3 | 2 | 9 | 40 | .435 | 6 | 6 | 9 | 1 | .362 | 1 | 1 | 0-2 | 31 | 51 | 4 | .953 |
| Cade Stuff | .282 | 34-34 | 131 | 15 | 37 | 7 | 1 | 3 | 20 | 55 | .420 | 10 | 4 | 26 | 4 | .340 | 5 | 0 | 0-2 | 53 | 81 | 7 | .950 |
| Luke Luskey | .269 | 35-30 | 104 | 10 | 28 | 7 | 0 | 3 | 16 | 44 | .423 | 9 | 8 | 29 | 0 | .369 | 1 | 1 | 3-4 | 148 | 4 | 0 | 1.000 |
| Jess Bellows | .266 | 34-34 | 124 | 20 | 33 | 7 | 1 | 1 | 14 | 45 | .363 | 8 | 7 | 24 | 3 | .338 | 3 | 2 | 6-10 | 50 | 2 | 2 | .963 |
| Matthew Werk | .204 | 23-13 | 49 | 6 | 10 | 2 | 0 | 1 | 5 | 15 | .306 | 2 | 2 | 21 | 0 | .264 | 0 | 1 | 2-3 | 20 | 40 | 3 | .952 |
| Thatcher Kozal | .195 | 26-8 | 41 | 8 | 8 | 2 | 0 | 3 | 6 | 19 | .463 | 4 | 1 | 21 | 0 | .283 | 0 | 0 | 3-3 | 10 | 1 | 0 | 1.000 |
| Davis Carr | .188 | 31-21 | 80 | 16 | 15 | 4 | 0 | 2 | 14 | 25 | .313 | 12 | 5 | 40 | 0 | .327 | 1 | 0 | 1-1 | 201 | 15 | 7 | .969 |
| Adam Benes | .184 | 29-6 | 38 | 7 | 7 | 1 | 0 | 0 | 7 | 8 | .211 | 9 | 1 | 17 | 0 | .354 | 0 | 1 | 1-1 | 71 | 6 | 2 | .975 |
| Dagen Schramm | .167 | 13-10 | 24 | 3 | 4 | 0 | 0 | 0 | 1 | 4 | .167 | 2 | 2 | 7 | 0 | .286 | 0 | 2 | 1-1 | 56 | 12 | 0 | 1.000 |
| Cohen Henry | .125 | 13-5 | 16 | 4 | 2 | 0 | 1 | 0 | 1 | 4 | .250 | 7 | 1 | 9 | 0 | .417 | 0 | 1 | 0-0 | 15 | 0 | 0 | 1.000 |
| Jayden Gibson | .000 | 1-1 | 2 | 0 | 0 | 0 | 0 | 0 | 0 | 0 | .000 | 0 | 0 | 1 | 0 | .000 | 0 | 0 | 0-0 | 4 | 0 | 0 | 1.000 |
| Tyson Kogel | .000 | 4-0 | 2 | 0 | 0 | 0 | 0 | 0 | 0 | 0 | .000 | 1 | 0 | 2 | 0 | .333 | 0 | 0 | 0-0 | 0 | 3 | 0 | 1.000 |
| Hunter Palmer | .000 | 1-0 | 1 | 0 | 0 | 0 | 0 | 0 | 0 | 0 | .000 | 0 | 0 | 1 | 0 | .000 | 0 | 0 | 0-0 | 1 | 0 | 0 | 1.000 |
| Totals | .287 | 37 | 1280 | 258 | 367 | 69 | 11 | 57 | 244 | 629 | .491 | 136 | 63 | 335 | 24 | .378 | 20 | 12 | 23-35 | 927 | 315 | 66 | .950 |
| Opponents | .294 | 37 | 1267 | 326 | 372 | 77 | 14 | 36 | 282 | 585 | .462 | 240 | 59 | 315 | 17 | .424 | 17 | 12 | 52-64 | 963 | 319 | 43 | .968 |

LOB - Team (292), Opp (341). DPs turned - Team (19), Opp (26). CI - Team (0), Opp (2). IBB - Team (4), Parry 2, Sintek 1, Frost 1, Opp (1). Picked off - Sintek 2, Luskey 1, Frost 1, Stuff 1.

(All games Sorted by Earned run avg)

| Player | era | w-l | app | gs | cg | sho | sv | ip | h | r | er | bb | so | 2b | 3b | hr | b/avg | wp | hp | bks | sfa | sha |
|------------------|-------|-------|-----|----|----|-----|----|-------|-----|-----|-----|-----|-----|----|----|----|-------|----|----|-----|-----|-----|
| Nic McCay | 2.14 | 4-0 | 9 | 9 | 0 | 0/1 | 0 | 54.2 | 40 | 18 | 13 | 19 | 77 | 12 | 2 | 2 | .198 | 4 | 6 | 1 | 1 | 2 |
| Alex Clemons | 4.66 | 4-2 | 15 | 0 | 0 | 0/1 | 3 | 19.1 | 8 | 12 | 10 | 29 | 32 | 1 | 0 | 1 | .125 | 6 | 1 | 0 | 1 | 1 |
| Owen Bishop | 5.14 | 0-0 | 3 | 1 | 0 | 0/0 | 0 | 7.0 | 7 | 6 | 4 | 5 | 3 | 2 | 0 | 1 | .250 | 0 | 1 | 1 | 1 | 0 |
| Reece Arbogast | 5.54 | 1-2 | 9 | 4 | 0 | 0/0 | 0 | 26.0 | 33 | 22 | 16 | 8 | 12 | 4 | 1 | 5 | .300 | 1 | 1 | 0 | 1 | 2 |
| Brady Hawkins | 5.56 | 1-1 | 13 | 0 | 0 | 0/0 | 0 | 11.1 | 22 | 17 | 7 | 5 | 5 | 2 | 0 | 4 | .393 | 1 | 3 | 0 | 0 | 1 |
| Arlen Peters | 7.04 | 0-1 | 9 | 5 | 0 | 0/0 | 0 | 30.2 | 38 | 28 | 24 | 26 | 27 | 9 | 3 | 3 | .299 | 10 | 2 | 0 | 0 | 2 |
| Dylan Driessen | 7.52 | 1-2 | 18 | 0 | 0 | 0/0 | 1 | 26.1 | 24 | 27 | 22 | 32 | 35 | 4 | 0 | 1 | .238 | 10 | 6 | 0 | 1 | 1 |
| Will Kent | 8.02 | 2-4 | 10 | 5 | 0 | 0/0 | 0 | 21.1 | 31 | 33 | 19 | 23 | 23 | 7 | 1 | 2 | .348 | 6 | 10 | 2 | 3 | 0 |
| Jake Goble | 8.08 | 3-6 | 10 | 10 | 0 | 0/0 | 0 | 49.0 | 76 | 65 | 44 | 24 | 43 | 17 | 2 | 4 | .342 | 8 | 4 | 0 | 3 | 1 |
| Alex Koep | 8.20 | 1-0 | 11 | 0 | 0 | 0/0 | 0 | 18.2 | 18 | 17 | 17 | 14 | 20 | 4 | 3 | 1 | .254 | 2 | 5 | 0 | 1 | 1 |
| Sam Schlecht | 12.06 | 0-1 | 12 | 1 | 0 | 0/0 | 0 | 15.2 | 20 | 23 | 21 | 17 | 17 | 2 | 0 | 5 | .313 | 5 | 10 | 0 | 1 | 0 |
| Jack Kruger | 12.36 | 0-1 | 11 | 2 | 0 | 0/0 | 0 | 19.2 | 40 | 40 | 27 | 21 | 12 | 11 | 1 | 5 | .426 | 7 | 6 | 0 | 1 | 1 |
| Jude Sundquist | 14.21 | 0-0 | 7 | 0 | 0 | 0/0 | 0 | 6.1 | 11 | 12 | 10 | 10 | 6 | 1 | 1 | 1 | .407 | 6 | 2 | 0 | 2 | 0 |
| Charlie Jacobson | 18.00 | 0-0 | 3 | 0 | 0 | 0/0 | 0 | 3.0 | 4 | 6 | 6 | 7 | 3 | 1 | 0 | 1 | .333 | 0 | 2 | 0 | 1 | 0 |
| Totals | 6.96 | 17-20 | 37 | 37 | 0 | 1/1 | 4 | 309.0 | 372 | 326 | 239 | 240 | 315 | 77 | 14 | 36 | .294 | 66 | 59 | 4 | 17 | 12 |
| Opponents | 6.31 | 20-17 | 37 | 37 | 0 | 0/0 | 4 | 321.0 | 367 | 258 | 225 | 136 | 335 | 69 | 11 | 57 | .287 | 34 | 63 | 1 | 20 | 12 |

PB - Team (20), Carr 15, Sagedahl 3, Gibson 1, Schramm 1, Opp (11). Pickoffs - Team (7), Kruger 3, Schramm 2, Driessen 1, Kent 1, Opp (5). SBA/ATT - Carr (28-31), Schramm (13-19), Sagedahl (11-13), Kruger (10-12), Kent (9-11), Goble (6-9), Schlecht (4-6), Driessen (6-6), McCay (5-5), Peters (3-5), Jacobson (2-2), Koep (2-2), Clemons (1-2), Sundquist (1-1), Arbogast (1-1), Hawkins (1-1), Bishop (1-1).

The Automated ScoreBook
Overall Statistics for South Dakota State (as of Apr 21, 2024)
(All games Sorted by Fielding pct)

| Player | c | po | a | e | fld% | dp | sba | csb | sba% | pb | ci |
|------------------|------|-----|-----|----|-------|----|-----|-----|-------|----|----|
| Luke Luskey | 152 | 148 | 4 | 0 | 1.000 | 4 | 0 | 0 | --- | 0 | 0 |
| Dagen Schramm | 68 | 56 | 12 | 0 | 1.000 | 1 | 13 | 6 | .684 | 1 | 0 |
| Cohen Henry | 15 | 15 | 0 | 0 | 1.000 | 0 | 0 | 0 | --- | 0 | 0 |
| Thatcher Kozal | 11 | 10 | 1 | 0 | 1.000 | 1 | 0 | 0 | --- | 0 | 0 |
| Sam Schlecht | 5 | 0 | 5 | 0 | 1.000 | 0 | 4 | 2 | .667 | 0 | 0 |
| Jayden Gibson | 4 | 4 | 0 | 0 | 1.000 | 0 | 0 | 0 | --- | 1 | 0 |
| Will Kent | 3 | 0 | 3 | 0 | 1.000 | 1 | 9 | 2 | .818 | 0 | 0 |
| Tyson Kogel | 3 | 0 | 3 | 0 | 1.000 | 1 | 0 | 0 | --- | 0 | 0 |
| Alex Clemons | 2 | 0 | 2 | 0 | 1.000 | 0 | 1 | 1 | .500 | 0 | 0 |
| Brady Hawkins | 1 | 0 | 1 | 0 | 1.000 | 0 | 1 | 0 | 1.000 | 0 | 0 |
| Alex Koep | 1 | 1 | 0 | 0 | 1.000 | 0 | 2 | 0 | 1.000 | 0 | 0 |
| Charlie Jacobson | 1 | 1 | 0 | 0 | 1.000 | 0 | 2 | 0 | 1.000 | 0 | 0 |
| Owen Bishop | 1 | 1 | 0 | 0 | 1.000 | 0 | 1 | 0 | 1.000 | 0 | 0 |
| Hunter Palmer | 1 | 1 | 0 | 0 | 1.000 | 0 | 0 | 0 | --- | 0 | 0 |
| Cael Frost | 63 | 60 | 2 | 1 | .984 | 0 | 0 | 0 | --- | 0 | 0 |
| Reece Anderson | 49 | 47 | 1 | 1 | .980 | 0 | 0 | 0 | --- | 0 | 0 |
| Adam Benes | 79 | 71 | 6 | 2 | .975 | 11 | 0 | 0 | --- | 0 | 0 |
| Dawson Parry | 66 | 61 | 3 | 2 | .970 | 3 | 0 | 0 | --- | 0 | 0 |
| Davis Carr | 223 | 201 | 15 | 7 | .969 | 0 | 28 | 3 | .903 | 15 | 0 |
| Jess Bellows | 54 | 50 | 2 | 2 | .963 | 0 | 0 | 0 | --- | 0 | 0 |
| Carter Sintek | 86 | 31 | 51 | 4 | .953 | 7 | 0 | 0 | --- | 0 | 0 |
| Matthew Werk | 63 | 20 | 40 | 3 | .952 | 9 | 0 | 0 | --- | 0 | 0 |
| Cade Stuff | 141 | 53 | 81 | 7 | .950 | 13 | 0 | 0 | --- | 0 | 0 |
| Jordan Sagedahl | 119 | 69 | 40 | 10 | .916 | 1 | 11 | 2 | .846 | 3 | 0 |
| Arlen Peters | 6 | 1 | 4 | 1 | .833 | 0 | 3 | 2 | .600 | 0 | 0 |
| Bryce Ronken | 59 | 21 | 26 | 12 | .797 | 2 | 0 | 0 | --- | 0 | 0 |
| Jack Kruger | 9 | 1 | 5 | 3 | .667 | 0 | 10 | 2 | .833 | 0 | 0 |
| Nic McCay | 3 | 1 | 1 | 1 | .667 | 0 | 5 | 0 | 1.000 | 0 | 0 |
| Dylan Driessen | 13 | 2 | 5 | 6 | .538 | 0 | 6 | 0 | 1.000 | 0 | 0 |
| Jake Goble | 7 | 1 | 2 | 4 | .429 | 0 | 6 | 3 | .667 | 0 | 0 |
| Reece Arbogast | 0 | 0 | 0 | 0 | .000 | 0 | 1 | 0 | 1.000 | 0 | 0 |
| Jude Sundquist | 0 | 0 | 0 | 0 | .000 | 0 | 1 | 0 | 1.000 | 0 | 0 |
| Totals | 1308 | 927 | 315 | 66 | .950 | 19 | 52 | 12 | .813 | 20 | 0 |
| Opponents | 1325 | 963 | 319 | 43 | .968 | 26 | 23 | 12 | .657 | 11 | 2 |

The Automated ScoreBook
Conference statistics for South Dakota State (as of Apr 21, 2024)
(Summit games only Sorted by Batting avg)

Record: 9-8 Home: 2-1 Away: 6-3 Neutral: 1-4 Summit: 9-8

| Player | avg | gp-gs | ab | r | h | 2b | 3b | hr | rbi | tb | slg% | bb | hp | so | gdp | ob% | sf | sh | sb-att | po | a | e | fld% |
|-----------------|------|-------|-----|-----|-----|----|----|----|-----|-----|------|----|----|-----|-----|-------|----|----|--------|-----|-----|----|-------|
| Cael Frost | .409 | 17-17 | 66 | 25 | 27 | 4 | 0 | 8 | 24 | 55 | .833 | 14 | 2 | 14 | 1 | .518 | 1 | 0 | 1-1 | 26 | 1 | 0 | 1.000 |
| Cade Stuff | .373 | 15-15 | 59 | 7 | 22 | 3 | 1 | 1 | 15 | 30 | .508 | 7 | 1 | 11 | 0 | .417 | 5 | 0 | 0-1 | 25 | 36 | 5 | .924 |
| Jordan Sagedahl | .364 | 15-14 | 55 | 20 | 20 | 3 | 1 | 6 | 18 | 43 | .782 | 7 | 3 | 13 | 0 | .455 | 1 | 0 | 1-1 | 31 | 26 | 7 | .891 |
| Dawson Parry | .359 | 16-16 | 64 | 13 | 23 | 7 | 0 | 6 | 30 | 48 | .750 | 8 | 3 | 13 | 2 | .442 | 2 | 0 | 0-0 | 37 | 1 | 2 | .950 |
| Luke Luskey | .351 | 17-15 | 57 | 5 | 20 | 4 | 0 | 1 | 7 | 27 | .474 | 3 | 4 | 13 | 0 | .422 | 0 | 1 | 2-3 | 69 | 2 | 0 | 1.000 |
| Bryce Ronken | .333 | 14-11 | 39 | 9 | 13 | 2 | 1 | 1 | 6 | 20 | .513 | 6 | 1 | 11 | 0 | .426 | 1 | 0 | 2-2 | 10 | 7 | 6 | .739 |
| Reece Anderson | .329 | 16-16 | 70 | 20 | 23 | 3 | 0 | 2 | 10 | 32 | .457 | 7 | 4 | 9 | 1 | .420 | 0 | 2 | 1-3 | 28 | 1 | 1 | .967 |
| Adam Benes | .200 | 13-1 | 10 | 3 | 2 | 1 | 0 | 0 | 1 | 3 | .300 | 3 | 0 | 4 | 0 | .385 | 0 | 0 | 0-0 | 17 | 2 | 2 | .905 |
| Jess Bellows | .197 | 16-16 | 66 | 7 | 13 | 3 | 0 | 0 | 5 | 16 | .242 | 3 | 2 | 11 | 1 | .247 | 2 | 1 | 2-4 | 22 | 1 | 2 | .920 |
| Davis Carr | .184 | 14-10 | 38 | 5 | 7 | 2 | 0 | 0 | 2 | 9 | .237 | 7 | 2 | 17 | 0 | .340 | 0 | 0 | 0-0 | 110 | 9 | 4 | .967 |
| Matthew Werk | .182 | 13-9 | 33 | 5 | 6 | 2 | 0 | 0 | 1 | 8 | .242 | 2 | 2 | 13 | 0 | .270 | 0 | 1 | 1-1 | 14 | 26 | 2 | .952 |
| Dagen Schramm | .182 | 6-5 | 11 | 3 | 2 | 0 | 0 | 0 | 1 | 2 | .182 | 2 | 2 | 3 | 0 | .400 | 0 | 2 | 1-1 | 36 | 5 | 0 | 1.000 |
| Carter Sintek | .143 | 5-5 | 21 | 5 | 3 | 0 | 0 | 0 | 0 | 3 | .143 | 1 | 2 | 4 | 0 | .250 | 0 | 0 | 0-0 | 7 | 8 | 0 | 1.000 |
| Thatcher Kozal | .133 | 12-3 | 15 | 2 | 2 | 0 | 0 | 1 | 3 | 5 | .333 | 1 | 1 | 8 | 0 | .235 | 0 | 0 | 1-1 | 1 | 0 | 0 | 1.000 |
| Cohen Henry | .000 | 1-0 | 1 | 0 | 0 | 0 | 0 | 0 | 0 | 0 | .000 | 0 | 0 | 1 | 0 | .000 | 0 | 0 | 0-0 | 0 | 0 | 0 | .000 |
| ----- | | | | | | | | | | | | | | | | | | | | | | | |
| Tyson Kogel | .000 | 1-0 | 0 | 0 | 0 | 0 | 0 | 0 | 0 | 0 | .000 | 1 | 0 | 0 | 0 | 1.000 | 0 | 0 | 0-0 | 0 | 0 | 0 | .000 |
| Totals | .302 | 17 | 605 | 129 | 183 | 34 | 3 | 26 | 123 | 301 | .498 | 72 | 29 | 145 | 5 | .396 | 12 | 7 | 12-18 | 438 | 135 | 37 | .939 |
| Opponents | .287 | 17 | 614 | 156 | 176 | 37 | 3 | 23 | 136 | 288 | .469 | 85 | 30 | 167 | 5 | .396 | 6 | 5 | 16-19 | 444 | 149 | 22 | .964 |

LOB - Team (152), Opp (146). DPs turned - Team (6), Opp (6). Picked off - Frost 1, Luskey 1, Sintek 1.

(Summit games only Sorted by Earned run avg)

| Player | era | w-l | app | gs | cg | sho | sv | ip | h | r | er | bb | so | 2b | 3b | hr | b/avg | wp | hp | bk | sfa | sha |
|----------------|-------|-----|-----|----|----|-----|----|-------|-----|-----|-----|----|-----|----|----|----|-------|----|----|----|-----|-----|
| Will Kent | 0.00 | 0-0 | 2 | 0 | 0 | 0/0 | 0 | 1.0 | 4 | 4 | 0 | 0 | 1 | 0 | 0 | 1 | .500 | 0 | 0 | 0 | 0 | 0 |
| Nic McCay | 1.50 | 4-0 | 6 | 6 | 0 | 0/1 | 0 | 42.0 | 27 | 11 | 7 | 11 | 60 | 8 | 0 | 1 | .178 | 2 | 5 | 0 | 0 | 2 |
| Owen Bishop | 3.00 | 0-0 | 1 | 1 | 0 | 0/0 | 0 | 3.0 | 1 | 1 | 1 | 2 | 3 | 0 | 0 | 1 | .091 | 0 | 0 | 0 | 0 | 0 |
| Brady Hawkins | 3.18 | 0-1 | 6 | 0 | 0 | 0/0 | 0 | 5.2 | 8 | 6 | 2 | 3 | 2 | 1 | 0 | 2 | .333 | 0 | 3 | 0 | 0 | 1 |
| Alex Clemons | 4.50 | 2-1 | 9 | 0 | 0 | 0/1 | 1 | 12.0 | 5 | 6 | 6 | 16 | 20 | 1 | 0 | 0 | .125 | 2 | 1 | 0 | 0 | 0 |
| Jack Kruger | 4.91 | 0-0 | 3 | 0 | 0 | 0/0 | 0 | 3.2 | 10 | 10 | 2 | 2 | 3 | 2 | 0 | 2 | .500 | 0 | 2 | 0 | 1 | 1 |
| Reece Arbogast | 6.60 | 1-1 | 5 | 3 | 0 | 0/0 | 0 | 15.0 | 17 | 17 | 11 | 5 | 8 | 2 | 1 | 3 | .270 | 1 | 1 | 0 | 1 | 0 |
| Arlen Peters | 6.94 | 0-0 | 4 | 1 | 0 | 0/0 | 0 | 11.2 | 15 | 11 | 9 | 8 | 11 | 5 | 0 | 1 | .300 | 5 | 1 | 0 | 0 | 0 |
| Dylan Driessen | 7.90 | 0-1 | 9 | 0 | 0 | 0/0 | 1 | 13.2 | 14 | 15 | 12 | 12 | 21 | 2 | 0 | 1 | .250 | 3 | 4 | 0 | 0 | 1 |
| Jake Goble | 9.91 | 2-4 | 6 | 6 | 0 | 0/0 | 0 | 26.1 | 49 | 47 | 29 | 14 | 24 | 13 | 1 | 4 | .374 | 6 | 4 | 0 | 2 | 0 |
| Alex Koep | 17.36 | 0-0 | 4 | 0 | 0 | 0/0 | 0 | 4.2 | 9 | 9 | 9 | 5 | 6 | 1 | 1 | 1 | .409 | 0 | 1 | 0 | 0 | 0 |
| Sam Schlecht | 18.56 | 0-0 | 4 | 0 | 0 | 0/0 | 0 | 5.1 | 11 | 11 | 11 | 4 | 6 | 1 | 0 | 5 | .407 | 3 | 6 | 0 | 0 | 0 |
| Jude Sundquist | 27.00 | 0-0 | 3 | 0 | 0 | 0/0 | 0 | 2.0 | 6 | 8 | 6 | 3 | 2 | 1 | 0 | 1 | .600 | 1 | 2 | 0 | 2 | 0 |
| Totals | 6.41 | 9-8 | 17 | 17 | 0 | 1/1 | 2 | 146.0 | 176 | 156 | 104 | 85 | 167 | 37 | 3 | 23 | .287 | 23 | 30 | 0 | 6 | 5 |
| Opponents | 6.93 | 8-9 | 17 | 17 | 0 | 0/0 | 3 | 148.0 | 183 | 129 | 114 | 72 | 145 | 34 | 3 | 26 | .302 | 17 | 29 | 1 | 12 | 7 |

PB - Team (7), Carr 7, Opp (4). Pickoffs - Team (2), Kruger 1, Schramm 1, Opp (3). SBA/ATT - Carr (10-11), Schramm (6-8), McCay (3-3), Goble (2-3), Driessen (3-3), Schlecht (3-3), Kruger (3-3), Clemons (1-2), Arbogast (1-1), Peters (0-1).

The Automated ScoreBook
Conference statistics for South Dakota State (as of Apr 21, 2024)
(Summit games only Sorted by Fielding pct)

| Player | c | po | a | e | fld% | dp | sba | csb | sba% | pb | ci |
|-----------------|----------|-----------|----------|----------|-------------|-----------|------------|------------|-------------|-----------|-----------|
| Luke Luskey | 71 | 69 | 2 | 0 | 1.000 | 3 | 0 | 0 | --- | 0 | 0 |
| Dagen Schramm | 41 | 36 | 5 | 0 | 1.000 | 1 | 6 | 2 | .750 | 0 | 0 |
| Cael Frost | 27 | 26 | 1 | 0 | 1.000 | 0 | 0 | 0 | --- | 0 | 0 |
| Carter Sintek | 15 | 7 | 8 | 0 | 1.000 | 1 | 0 | 0 | --- | 0 | 0 |
| Sam Schlecht | 2 | 0 | 2 | 0 | 1.000 | 0 | 3 | 0 | 1.000 | 0 | 0 |
| Jack Kruger | 2 | 0 | 2 | 0 | 1.000 | 0 | 3 | 0 | 1.000 | 0 | 0 |
| Brady Hawkins | 1 | 0 | 1 | 0 | 1.000 | 0 | 0 | 0 | --- | 0 | 0 |
| Thatcher Kozal | 1 | 1 | 0 | 0 | 1.000 | 0 | 0 | 0 | --- | 0 | 0 |
| Owen Bishop | 1 | 1 | 0 | 0 | 1.000 | 0 | 0 | 0 | --- | 0 | 0 |
| Alex Koep | 1 | 1 | 0 | 0 | 1.000 | 0 | 0 | 0 | --- | 0 | 0 |
| Davis Carr | 123 | 110 | 9 | 4 | .967 | 0 | 10 | 1 | .909 | 7 | 0 |
| Reece Anderson | 30 | 28 | 1 | 1 | .967 | 0 | 0 | 0 | --- | 0 | 0 |
| Matthew Werk | 42 | 14 | 26 | 2 | .952 | 5 | 0 | 0 | --- | 0 | 0 |
| Dawson Parry | 40 | 37 | 1 | 2 | .950 | 1 | 0 | 0 | --- | 0 | 0 |
| Cade Stuff | 66 | 25 | 36 | 5 | .924 | 5 | 0 | 0 | --- | 0 | 0 |
| Jess Bellows | 25 | 22 | 1 | 2 | .920 | 0 | 0 | 0 | --- | 0 | 0 |
| Adam Benes | 21 | 17 | 2 | 2 | .905 | 1 | 0 | 0 | --- | 0 | 0 |
| Jordan Sagedahl | 64 | 31 | 26 | 7 | .891 | 1 | 0 | 0 | --- | 0 | 0 |
| Bryce Ronken | 23 | 10 | 7 | 6 | .739 | 0 | 0 | 0 | --- | 0 | 0 |
| Arlen Peters | 3 | 1 | 1 | 1 | .667 | 0 | 0 | 1 | .000 | 0 | 0 |
| Nic McCay | 3 | 1 | 1 | 1 | .667 | 0 | 3 | 0 | 1.000 | 0 | 0 |
| Dylan Driessen | 6 | 1 | 2 | 3 | .500 | 0 | 3 | 0 | 1.000 | 0 | 0 |
| Jake Goble | 2 | 0 | 1 | 1 | .500 | 0 | 2 | 1 | .667 | 0 | 0 |
| Tyson Kogel | 0 | 0 | 0 | 0 | .000 | 0 | 0 | 0 | --- | 0 | 0 |
| Reece Arbogast | 0 | 0 | 0 | 0 | .000 | 0 | 1 | 0 | 1.000 | 0 | 0 |
| Cohen Henry | 0 | 0 | 0 | 0 | .000 | 0 | 0 | 0 | --- | 0 | 0 |
| Alex Clemons | 0 | 0 | 0 | 0 | .000 | 0 | 1 | 1 | .500 | 0 | 0 |
| Jude Sundquist | 0 | 0 | 0 | 0 | .000 | 0 | 0 | 0 | --- | 0 | 0 |
| Will Kent | 0 | 0 | 0 | 0 | .000 | 0 | 0 | 0 | --- | 0 | 0 |
| Totals | 610 | 438 | 135 | 37 | .939 | 6 | 16 | 3 | .842 | 7 | 0 |
| Opponents | 615 | 444 | 149 | 22 | .964 | 6 | 12 | 6 | .667 | 4 | 0 |

RECORD BOOK

GAMES PLAYED

CAREER

| | | | |
|-----|-----|---------------|---------|
| 1. | 218 | Eric Cain | 2009-12 |
| 2. | 216 | Billy Stitz | 2008-11 |
| 3. | 215 | Paul Jacobson | 2013-16 |
| 4. | 210 | Luke Ira | 2019-23 |
| 5. | 207 | Nick Adams | 2005-08 |
| 6. | 201 | Matt Johnson | 2014-17 |
| 7. | 199 | Tyson Fisher | 2005-08 |
| 8. | 198 | Doug Sehr | 1991-94 |
| 9. | 197 | Korby Mintken | 2005-08 |
| 10. | 196 | Newt Johnson | 2015-18 |

BATTING AVERAGE

SEASON

(minimum of 100 at bats)

| | | | |
|----|------|------------------------|------|
| 1. | .449 | Cole Irish | 1996 |
| 2. | .443 | Frank Cutler | 1982 |
| 3. | .437 | Dave Wilner | 1988 |
| 4. | .431 | Tim Johnson | 1986 |
| 5. | .423 | Matt Hanson | 2002 |
| 6. | .418 | Dave Manke | 1974 |
| 7. | .417 | Larry Heffley | 1985 |
| | .417 | Ryan McDonald | 2023 |
| 9. | .416 | Terry Van Engelenhoven | 1993 |
| | .416 | Billy McMacken | 1989 |
| | .416 | Dean Krogman | 1971 |

AT-BATS

SEASON

| | | | |
|-----|-----|---------------|------|
| 1. | 283 | Billy Stitz | 2010 |
| 2. | 253 | Joel Blake | 2010 |
| 3. | 251 | Eric Cain | 2010 |
| 4. | 244 | Billy Stitz | 2011 |
| 5. | 228 | Joel Blake | 2009 |
| | 228 | John Lee | 2010 |
| | 228 | Paul Jacobson | 2016 |
| 8. | 225 | Paul Jacobson | 2015 |
| | 225 | Gus Steiger | 2019 |
| 10. | 223 | Jesse Sawyer | 2010 |
| | 223 | Scott Splett | 2014 |

CAREER

| | | | |
|-----|-----|---------------|---------|
| 1. | 914 | Billy Stitz | 2008-11 |
| 2. | 836 | Luke Ira | 2019-23 |
| 3. | 820 | Eric Cain | 2009-12 |
| 4. | 779 | Nick Adams | 2005-08 |
| 5. | 750 | Paul Jacobson | 2013-16 |
| 6. | 722 | Tyson Fisher | 2005-08 |
| 7. | 715 | Matt Johnson | 2014-17 |
| 8. | 705 | Korby Mintken | 2005-08 |
| 9. | 703 | Joel Blake | 2009-11 |
| 10. | 692 | Greg Geary | 2002-05 |

HITS

SEASON

| | | | |
|----|-----|-------------|------|
| 1. | 111 | Billy Stitz | 2010 |
| 2. | 99 | Joel Blake | 2010 |
| 3. | 97 | Eric Cain | 2010 |
| 4. | 91 | John Lee | 2010 |
| 5. | 83 | Joel Blake | 2011 |
| 6. | 80 | Joel Blake | 2009 |
| | 80 | Tony Martin | 2009 |

| | | | |
|-----|----|--------------|------|
| T6. | 80 | Jesse Sawyer | 2010 |
| 9. | 77 | Matt Hanson | 2002 |
| | 77 | Billy Stitz | 2011 |

CAREER

| | | | |
|-----|-----|----------------|---------|
| 1. | 311 | Billy Stitz | 2008-11 |
| 2. | 272 | Eric Cain | 2009-12 |
| 3. | 262 | Joel Blake | 2009-11 |
| 4. | 256 | Greg Geary | 2002-05 |
| 5. | 244 | Nick Adams | 2005-08 |
| 6. | 233 | Tyson Fisher | 2005-08 |
| 7. | 224 | Cole Irish | 1993-96 |
| 8. | 223 | Billy McMacken | 1987-90 |
| 9. | 221 | Korby Mintken | 2005-08 |
| 10. | 218 | Luke Ira | 2019-23 |

RUNS SCORED

SEASON

| | | | |
|-----|----|---------------|------|
| 1. | 75 | Billy Stitz | 2010 |
| 2. | 74 | John Lee | 2010 |
| 3. | 72 | Jesse Sawyer | 2010 |
| 4. | 63 | Cole Irish | 1996 |
| | 63 | Joel Blake | 2010 |
| 6. | 61 | Joe Hardin | 1993 |
| | 61 | Jesse Sawyer | 2009 |
| | 61 | Eric Cain | 2010 |
| 9. | 59 | Doug Sehr | 1994 |
| 10. | 58 | Korby Mintken | 2007 |

CAREER

| | | | |
|-----|-----|----------------|---------|
| 1. | 189 | Billy Stitz | 2008-11 |
| 2. | 173 | Korby Mintken | 2005-08 |
| 3. | 172 | Cole Irish | 1993-96 |
| 4. | 170 | Tyson Fisher | 2005-08 |
| 5. | 168 | Jesse Sawyer | 2009-11 |
| 6. | 163 | Billy McMacken | 1987-90 |
| 7. | 162 | Joel Blake | 2009-11 |
| 8. | 160 | Ryan Krogman | 1991-94 |
| | 160 | Doug Sehr | 1991-94 |
| 10. | 158 | Eric Cain | 2009-12 |

RUNS BATTED IN

SEASON

| | | | |
|----|----|----------------|------|
| 1. | 83 | Eric Cain | 2010 |
| 2. | 73 | Jesse Sawyer | 2010 |
| 3. | 67 | Billy Stitz | 2010 |
| 4. | 66 | Joel Blake | 2010 |
| 5. | 63 | Cole Irish | 1996 |
| 6. | 61 | John Lee | 2010 |
| 7. | 60 | Billy McMacken | 1990 |
| 8. | 58 | Jesse Sawyer | 2009 |
| 9. | 57 | Kerry Jacobson | 2002 |
| | 57 | Stephen Turner | 2009 |

CAREER

| | | | |
|----|-----|----------------|-----------|
| 1. | 192 | Billy McMacken | 1987-90 |
| 2. | 187 | Greg Geary | 2002-05 |
| 3. | 179 | Eric Cain | 2009-12 |
| 4. | 176 | Chris Studer | 1999-2002 |
| 5. | 173 | Jesse Sawyer | 2009-11 |
| 6. | 169 | Billy Stitz | 2008-11 |
| 7. | 162 | Pat Schmidt | 1992-95 |
| | 162 | Doug Sehr | 1991-94 |

| | | | |
|-----|-----|--------------|---------|
| 9. | 156 | Nick Adams | 2005-08 |
| 10. | 154 | Ryan Krogman | 1991-94 |

DOUBLES

SEASON

| | | | |
|-----|----|----------------|------|
| 1. | 33 | Joel Blake | 2010 |
| 2. | 26 | Billy Stitz | 2010 |
| 3. | 21 | Joel Blake | 2009 |
| | 21 | John Lee | 2010 |
| 5. | 20 | Craig Parry | 2008 |
| 6. | 18 | Billy McMacken | 1990 |
| | 18 | Russ Langer | 2000 |
| | 18 | Greg Geary | 2004 |
| | 18 | Jesse Sawyer | 2009 |
| 10. | 17 | Jesse Sawyer | 2010 |

CAREER

| | | | |
|-----|----|----------------|-----------|
| 1. | 70 | Joel Blake | 2009-11 |
| 2. | 62 | Billy Stitz | 2008-11 |
| 3. | 54 | Greg Geary | 2002-05 |
| 4. | 50 | Russ Langer | 1998-2001 |
| | 50 | Matt Johnson | 2014-17 |
| | 50 | Drew Beazley | 2019-23 |
| 7. | 49 | Billy McMacken | 1987-90 |
| 8. | 48 | Chris Studer | 1999-2002 |
| | 48 | Paul Jacobson | 2013-16 |
| 10. | 46 | Doug Sehr | 1991-94 |



BILLY STITZ ended his career as the Jackrabbits' career leader in hits (311), games played (216), at-bats (914), total bases (462) and runs scored (189). During his junior season in 2010, Stitz established new single-season records for hits, at-bats, runs scored and total bases.

RECORD BOOK

TRIPLES

| SEASON | | |
|--------|---|-------------------------|
| 1. | 7 | Galen Carver1981 |
| | 7 | Dave Williams1989 |
| | 7 | Korby Mintken2006 |
| | 7 | Nick Adams2006 |
| | 7 | Korby Mintken2007 |
| | 7 | Korby Mintken2008 |
| | 7 | Billy Stitz2011 |
| 8. | 6 | Ken Brooks1990 |
| | 6 | Steve Knutson1994 |
| | 6 | Cal Lewis2006 |
| | 6 | Eric Cain2012 |

| CAREER | | |
|--------|----|----------------------------|
| 1. | 21 | Korby Mintken2005-08 |
| 2. | 16 | Billy Stitz2008-11 |
| 3. | 11 | Dave Lane1983-86 |
| | 11 | Galen Carver1978-81 |
| | 11 | Eric Cain2009-12 |
| 6. | 10 | Nick Adams2005-08 |
| | 10 | Tyson Fisher2005-08 |
| 8. | 9 | Cole Irish1993-96 |
| | 9 | Steve Knutson1993-97 |
| | 9 | Pat Schmidt1992-95 |
| | 9 | Cal Lewis2006-07 |

HOME RUNS

| SEASON | | |
|--------|----|---------------------------------|
| 1. | 19 | Jesse Sawyer2009 |
| | 19 | Jesse Sawyer2010 |
| 3. | 17 | Terry VanEngelenhoven1993 |
| | 17 | Ryan McDonald2023 |
| 5. | 16 | Billy McMacken1990 |
| | 16 | Kerry Jacobson2002 |
| | 16 | Cal Lewis2007 |
| | 16 | Eric Cain2010 |
| | 16 | Nic Nelson2023 |
| | 16 | Cael Frost2024 |

| CAREER | | |
|--------|----|---------------------------------------|
| 1. | 50 | Jesse Sawyer2009-11 |
| 2. | 43 | Greg Geary2002-05 |
| 3. | 42 | Billy McMacken1987-90 |
| 4. | 37 | Chris Studer1999-2002 |
| 5. | 35 | Ryan McDonald2019-23 |
| 6. | 33 | Jon Crow1989-92 |
| | 33 | Dawson Parry2022-present |
| 8. | 32 | Russ Langer1998-2001 |
| 9. | 31 | Tim Johnson1984-87 |
| | 31 | Kerry Jacobson2000-02 |

TOTAL BASES

| SEASON | | |
|--------|-----|------------------------|
| 1. | 163 | Billy Stitz2010 |
| 2. | 159 | Eric Cain2010 |
| 3. | 156 | Joel Blake2010 |
| | 156 | Jesse Sawyer2010 |
| 5. | 148 | Jesse Sawyer2009 |
| 6. | 143 | John Lee2010 |
| 7. | 140 | Joel Blake2009 |



GREG GEARY set SDSU career records with 54 doubles, 43 home runs, 439 total bases and 1,346 putouts during his career from 2002-05.

| | | |
|-----|-----|---------------------------------|
| 8. | 127 | Billy McMacken1990 |
| | 127 | Terry VanEngelenhoven1993 |
| 10. | 126 | Craig Parry2008 |

| CAREER | | |
|--------|-----|-----------------------------|
| 1. | 462 | Billy Stitz2008-11 |
| 2. | 439 | Greg Geary2002-05 |
| 3. | 408 | Billy McMacken1987-90 |
| 4. | 404 | Jesse Sawyer2009-11 |
| 5. | 398 | Joel Blake2009-11 |
| 6. | 396 | Eric Cain2009-12 |
| 7. | 376 | Chris Studer1999-2002 |
| 8. | 368 | Tyson Fisher2005-08 |
| 9. | 367 | Luke Ira2019-23 |
| 10. | 348 | Russ Langer1998-2001 |
| | 348 | Korby Mintken2005-08 |

SLUGGING PERCENTAGE

| SEASON (Min. 60 AB) | | |
|---------------------|-------------|-----------------------------|
| 1. | .929 | Ryan McDonald2023 |
| 2. | .881 | Dean Krogman1971 |
| 3. | .819 | Billy McMacken1990 |
| 4. | .810 | Cael Frost2024 |
| 5. | .800 | Chris Studer2002 |
| 6. | .792 | Dan Dummermuth1981 |

| CAREER | | |
|--------|------|-------------------------------------|
| 1. | .713 | Billy McMacken1987-90 |
| 2. | .696 | Terry Van Engelenhoven1991-94 |
| 3. | .679 | Kerry Jacobson2000-02 |
| 4. | .661 | Jon Crow1989-92 |
| | .661 | Chris Studer1999-2002 |
| 6. | .653 | Dean Krogman1970-72 |
| 7. | .647 | Larry Heffley1984-85 |
| 8. | .634 | Greg Geary2002-05 |
| 9. | .631 | Tim Johnson1984-87 |
| 10. | .630 | Jesse Sawyer2009-11 |

BASES ON BALLS

| SEASON | | |
|--------|----|--------------------------|
| 1. | 50 | Jesse Sawyer2010 |
| 2. | 44 | Tony Kjolsing2018 |
| | 44 | Nick Smith2019 |
| 4. | 43 | Luke Ringhofer2016 |
| 5. | 40 | Kurt Augustin1986 |
| 6. | 38 | Joe Hardin1993 |
| | 38 | Zach Coppola2015 |
| 8. | 37 | Eric Cain2012 |
| | 37 | Luke Ringhofer2017 |
| | 37 | Newt Johnson2018 |
| | 37 | Ryan McDonald2023 |

| CAREER | | |
|--------|-----|-----------------------------|
| 1. | 123 | Dave Lane1983-86 |
| 2. | 118 | Ryan McDonald2019-23 |
| 3. | 116 | Eric Cain2009-12 |
| 4. | 114 | Luke Ringhofer2015-17 |
| 5. | 109 | Nick Smith2016-19 |
| 6. | 108 | Derek Hackman2018-22 |
| 7. | 107 | Zach Briggs2009-12 |
| 8. | 103 | Jesse Sawyer2009-11 |
| 9. | 101 | Kurt Augustin1985-87 |
| 10. | 100 | Ryan Krogman1991-94 |

STOLEN BASES

| SEASON | | |
|--------|----|-------------------------|
| 1. | 39 | Zach Coppola2015 |
| 2. | 26 | Darrell Bren1988 |
| 3. | 25 | Dave Lane1985 |
| | 25 | Cole Irish1995 |
| 5. | 23 | Dave Lane1986 |
| 6. | 22 | Dave Wilner1988 |
| 7. | 21 | Joe Hardin1993 |
| 8. | 20 | Ken Brooks1990 |
| | 20 | Dave Wilner1986 |
| | 20 | Paul Jacobson2016 |

| CAREER | | |
|--------|----|---------------------------------|
| 1. | 75 | Dave Lane1983-86 |
| 2. | 62 | Zach Coppola2013-15 |
| 3. | 60 | Cole Irish1993-96 |
| 4. | 57 | Dave Wilner1986-88 |
| 5. | 46 | Korby Mintken2005-08 |
| 6. | 44 | Darrell Bren1988-89 |
| | 44 | Jon Crow1989-92 |
| | 44 | Paul Jacobson2013-16 |
| 9. | 40 | Nick Adams2005-08 |
| 10. | 39 | Brian Scherschligt1995-98 |

SACRIFICE FLIES

| CAREER | | |
|--------|----|--|
| 1. | 14 | Pat Schmidt1992-95 |
| | 14 | Tyson Fisher2005-08 |
| | 14 | Eric Cain2009-12 |
| | 14 | Paul Jacobson2013-16 |
| 5. | 13 | Matt Johnson2014-17 |
| 6. | 12 | Doug Sehr1991-94 |
| | 12 | Rick Weber1984-87 |
| | 12 | Billy Stitz2008-11 |
| | 12 | Newt Johnson2015-18 |
| 10. | 11 | Seven different players (incl. Luke Ira) |

RECORD BOOK

SACRIFICE HITS

CAREER

| | | | |
|-----|----|--------------------|----------------|
| 1. | 34 |Tim Hanigan |2005-08 |
| 2. | 30 |Rich Schmidt |1990-93 |
| 3. | 28 |Eric Danforth |2012-15 |
| 4. | 25 |Zach Coppola |2013-15 |
| 5. | 24 |Nick Adams |2005-08 |
| 6. | 22 |Korby Mintken |2005-08 |
| 7. | 20 |Micky Sehr |1994-97 |
| | 20 |Cody Sharrow |2013-16 |
| 9. | 19 |Adam Gregg |1998-2001 |
| 10. | 17 |Noah Hummel |1999-2002 |
| | 17 |Billy Stitz |2008-11 |

HIT BY PITCHES

SEASON

| | | | |
|----|----|-------------------|-----------|
| 1. | 18 |Jesse Sawyer |2010 |
| 2. | 16 |Jeff Eckerle |1996 |
| | 16 |Zach Briggs |2010 |
| 4. | 14 |Chris Studer |2001 |
| | 14 |John Lee |2009 |
| 6. | 13 |Tyson Fisher |2005 |
| | 13 |Tim Hanigan |2005 |
| | 13 |Pat Farrell |2005 |
| | 13 |Jesse Sawyer |2011 |
| | 13 |Newt Johnson |2018 |

CAREER

| | | | |
|----|----|-------------------------|----------------|
| 1. | 42 |Jesse Sawyer |2009-11 |
| 2. | 41 |Tyson Fisher |2005-08 |
| 3. | 39 |Tim Hanigan |2005-08 |
| 4. | 37 |Brian Scherschligt |1995-98 |
| | 37 |Newt Johnson |2015-18 |
| 6. | 36 |Jeff Eckerle |1994-97 |
| | 36 |Drew Beazley |2019-23 |
| | 36 |Ryan McDonald |2019-23 |
| 9. | 35 |Chris Studer |1999-2002 |
| | 35 |Zach Briggs |2009-12 |

PUTOUTS

CAREER

| | | | |
|-----|-------|---------------------|--------------|
| 1. | 1,346 |Greg Geary |2002-05 |
| 2. | 1,288 |Aaron Machbitz |2011-14 |
| 3. | 1,285 |Matt Johnson |2014-17 |
| 4. | 1,267 |Tyson Fisher |2005-08 |
| 5. | 1,213 |Chet Meyer |1987-90 |
| 6. | 975 |Derek Hackman |2018-22 |
| 7. | 936 |Drew Beazley |2019-23 |
| 8. | 908 |Joel Blake |2009-11 |
| 9. | 827 |Tony Martin |2006-09 |
| 10. | 814 |Ryan Krogman |1991-94 |

ASSISTS

CAREER

| | | | |
|----|-----|--------------------|----------------|
| 1. | 556 |Eric Cain |2009-2012 |
| 2. | 472 |Luke Ira |2019-23 |
| 3. | 380 |Pat Schmidt |1992-95 |
| 4. | 379 |Andrew Melton |2010-13 |
| 5. | 353 |Jesse Sawyer |2009-11 |
| 6. | 352 |Doug Sehr |1991-94 |
| | 352 |Cody Sharrow |2013-16 |
| 8. | 344 |Chris Brown |1994-97 |



BILLY McMACKEN is the only SDSU player to earn multiple All-America awards, earning the honor each of his last three seasons (1988-90). Not only did McMacken put up impressive offensive numbers, he also compiled a 19-11 career pitching record for the Jackrabbits.

| | | | |
|-----|-----|--------------------|--------------|
| 9. | 342 |Tony Kjolsing |2015-18 |
| 10. | 333 |Al Robbins |2013-15 |

WINS

SEASON

| | | | |
|----|----|-----------------------|-----------|
| 1. | 11 |Trevor Schulte |1994 |
| 2. | 10 |Trevor Schulte |1993 |
| 3. | 9 |John Semar |1994 |
| | 9 |Trevor Vermeulen |2010 |
| 5. | 8 |Matt Magers |1996 |
| | 8 |Chad Coley |1993 |
| | 8 |Mark Hofer |1984 |
| | 8 |Tim Sweeney |1973 |
| | 8 |Matt Bowman |2007 |
| | 8 |Alex Oberle |2010 |
| | 8 |Stephen Bougher |2013 |
| | 8 |Chad Hodges |2014 |
| | 8 |Chris Anderson |2015 |
| | 8 |Adam Bray |2015 |

CAREER

| | | | |
|-----|----|----------------------|--------------|
| 1. | 26 |Trevor Schulte |1991-94 |
| 2. | 23 |Adam Bray |2012-15 |
| 3. | 22 |Stephen Bougher |2010-13 |
| 4. | 21 |Matt Magers |1995-97 |
| | 21 |Chad Coley |1990-93 |
| 6. | 20 |Jon Maras |1989-92 |
| | 20 |Bob Reeves |1984-87 |
| | 20 |Caleb Thielbar |2006-09 |
| 9. | 19 |Billy McMacken |1987-90 |
| 10. | 18 |Timm Gronseth |1985-89 |
| | 18 |Ryan Froom |2014-19 |

APPEARANCES

SEASON

| | | | |
|----|----|--------------------------------|-----------|
| 1. | 35 |Trevor Vermeulen |2010 |
| 2. | 28 |Gary Olechoski |2006 |
| | 28 |Trevor Vermeulen |2011 |
| 4. | 26 |J.D. Moore |2013 |
| 5. | 25 |John Semar |1993 |
| | 25 |Chad Coley |1991 |
| 7. | 24 |J.D. Moore |2014 |
| 8. | 23 |Matt Baerlocher |2008 |
| | 23 |Alex Oberle |2010 |
| | 23 |Derek Feige/Quinn Reimers |2017 |

CAREER

| | | | |
|----|----|-----------------------|--------------|
| 1. | 89 |Trevor Vermeulen |2008-11 |
| 2. | 86 |J.D. Moore |2012-15 |
| 3. | 74 |Bret Barnett |2018-22 |
| 4. | 72 |Brett Mogen |2017-21 |
| 5. | 71 |Gary Olechoski |2003-06 |
| 6. | 70 |Chad Coley |1990-93 |
| 7. | 66 |Shane Kraemer |2010-13 |
| | 66 |Andrew Clemen |2013-16 |
| 9. | 65 |Isaac Johnson |2006-09 |
| | 65 |Austin Busse |2009-12 |
| | 65 |Talon Jumper |2012-15 |

INNINGS PITCHED

SEASON

| | | | |
|-----|-------|--------------------------------|-----------|
| 1. | 104.2 |Matt Bowman |2007 |
| 2. | 103.0 |Adam Bray |2014 |
| 3. | 95.1 |Tyler Olmstead |2019 |
| 4. | 91.1 |Layne Somsen |2013 |
| | 91.1 |Adam Bray |2015 |
| 6. | 88.2 |Andrew Clemen |2016 |
| 7. | 88.0 |Stephen Bougher |2013 |
| 8. | 87.2 |Caleb Thielbar |2009 |
| 9. | 85.1 |Trevor Schulte |1994 |
| 10. | 84.0 |Alex Oberle/Blake Treinen |2011 |

CAREER

| | | | |
|-----|--------------|------------------------|---------------------------|
| 1. | 326.2 |Adam Bray |2012-15 |
| 2. | 299.1 |Stephen Bougher |2010-13 |
| 3. | 274.0 |Caleb Thielbar |2006-09 |
| 4. | 270.2 |Ryan Froom |2014-19 |
| 5. | 218.1 |Trevor Schulte |1991-94 |
| 6. | 215.0 |Layne Somsen |2009-13 |
| 7. | 210.2 |Billy McMacken |1987-90 |
| 8. | 210.1 |Tim Sweeney |1972-75 |
| 9. | 202.1 | Nic McCay | 2019-present |
| 10. | 201.2 |Chad Coley |1990-93 |

STRIKEOUTS

SEASON

| | | | |
|-----|-----------|------------------------|-------------------|
| 1. | 100 |Trevor Schulte |1994 |
| | 100 |Caleb Thielbar |2009 |
| 3. | 95 |Adam Bray |2014 |
| 4. | 92 |Tyler Olmstead |2019 |
| 5. | 91 |Layne Somsen |2013 |
| 6. | 88 |Adam Mazur |2021 |
| 7. | 84 |Peter Torgerson |1989 |
| | 84 |Blake Treinen |2011 |
| 9. | 83 | Nic McCay | 2019 |
| 10. | 82 |Blake Treinen |2010 |

RECORD BOOK

STRIKEOUTS

CAREER

| | | | |
|-----|------------|------------------------|---------------------------|
| 1. | 264 |Adam Bray |2012-15 |
| 2. | 228 | Nic McCay | 2019-present |
| 3. | 226 |Trevor Schulte |1991-94 |
| 4. | 196 |Caleb Thielbar |2006-09 |
| 5. | 191 |Stephen Bougher |2010-13 |
| | 191 |Ryan Bourassa |2021-23 |
| 7. | 180 |Layne Somsen |2009-13 |
| 8. | 178 |Tyler Olmstead |2017-21 |
| 9. | 176 |Ryan Froom |2014-19 |
| 10. | 175 |Jon Maras |1989-92 |

EARNED RUN AVERAGE

SEASON

(minimum 30 innings pitched)

| | | | |
|----|------|-----------------------|-----------|
| 1. | 0.49 |Bob Ehrke |1954 |
| 2. | 1.29 |Bob Ehrke |1952 |
| 3. | 1.31 |Bret Barnett |2019 |
| 4. | 1.34 |Charles Risse |1960 |
| 5. | 1.45 |Trevor Vermeulen |2010 |
| 6. | 1.67 |Brett Mogen |2019 |
| 7. | 1.85 |Wade Adamson |1977 |
| 8. | 1.87 |Layne Somsen |2013 |
| 9. | 1.89 |Don Larson |1961 |
| | 1.89 |Craig O'Hearn |1975 |

CAREER

(minimum 90 innings)

| | | | |
|-----|------|-----------------------|--------------|
| 1. | 2.09 |Bob Ehrke |1954-56 |
| 2. | 2.33 |Don Jorgenson |1954-56 |
| 3. | 2.50 |Trevor Vermeulen |2008-11 |
| 4. | 2.52 |Bernie Van Essen |1964-66 |
| 5. | 2.73 |Steve Mousel |1971-74 |
| 6. | 2.80 |Charles Risse |1959-60 |
| | 2.80 |Don Frank |1957-59 |
| 8. | 2.90 |Jim Langer |1969-70 |
| 9. | 2.92 |Wade Adamson |1976-78 |
| 10. | 3.05 |Howie Rice |1958-60 |

SAVES

SEASON

| | | | |
|----|----|-----------------------|-----------|
| 1. | 13 |J.D. Moore |2013 |
| 2. | 10 |Trevor Vermeulen |2010 |
| | 10 |Trevor Vermeulen |2011 |
| | 10 |Chris Halbur |2017 |
| 5. | 9 |Gary Olechoski |2006 |
| | 9 |Jacob Kougl |2007 |
| 7. | 8 |J.D. Moore |2014 |
| | 8 |Ryan Bourassa |2023 |
| 9. | 7 |Kirby Morsching |2008 |
| | 7 |Bret Barnett |2019 |
| | 7 |Bret Barnett |2022 |

CAREER

| | | | |
|----|----|-----------------------|--------------|
| 1. | 32 |J.D. Moore |2012-15 |
| 2. | 23 |Trevor Vermeulen |2008-11 |
| 3. | 18 |Bret Barnett |2018-22 |
| 4. | 15 |Ryan Bourassa |2021-23 |
| 5. | 14 |Gary Olechoski |2003-06 |
| 6. | 12 |Chris Halbur |2016-17 |
| 7. | 11 |Bruce Mogen |1983-86 |
| 8. | 10 |Chad Coley |1990-93 |
| 9. | 9 |Ryan Sauter |2000-03 |
| | 9 |Jacob Kougl |2007 |

COMPLETE GAMES

SEASON

| | | | |
|----|---|-----------------------|-----------|
| 1. | 9 |Bob Reeves |1987 |
| | 9 |Trevor Schulte |1994 |
| 3. | 8 |Jon Maras |1990 |
| 4. | 7 |Brian Price |1988 |
| | 7 |Pete Torgerson |1989 |
| | 7 |Greg Kallevig |1984 |
| | 7 |Chad Danielson |1996 |
| | 7 |Greg Kallevig |1985 |
| | 7 |Jeff Wolfswinkle |1982 |
| | 7 |Dane Kallevig |1988 |

CAREER

| | | | |
|-----|----|---------------------|----------------|
| 1. | 20 |Bob Reeves |1984-87 |
| 2. | 19 |Greg Kallevig |1983-85 |
| 3. | 18 |Tim Buterbaugh |1998-2000 |
| 4. | 17 |Trevor Schulte |1991-94 |
| 5. | 16 |Dane Kallevig |1987-89 |
| 6. | 15 |Jon Maras |1989-92 |
| 7. | 14 |Tom Mousel |1999-2002 |
| 8. | 13 |Billy McMacken |1987-90 |
| 9. | 12 |Ed Maras |1964-66 |
| 10. | 11 |Chad Danielson |1995-96 |

WINNING PERCENTAGE

SEASON

(minimum seven decisions)

| | | | |
|----|-------------|-----------------------|-----------|
| 1. | .971 (11-1) |Trevor Schulte |1994 |
| 2. | .900 (10-1) |Trevor Vermeulen |2010 |
| 3. | .889 (8-1) |Mark Hofer |1984 |
| | .889 (8-1) |Chad Coley |1993 |
| 5. | .875 (7-1) |Rob Hirschhoff |2001 |
| | .875 (7-1) |Pete Torgerson |1989 |
| | .875 (7-1) |Blake Treinen |2010 |
| | .875 (7-1) |Kolton Emery |2011 |
| 9. | .857 (6-1) |Paul Sanow |1999 |
| | .857 (6-1) |Nic McCay |2019 |

CAREER

(minimum 10 wins)

| | | | |
|-----|--------------------|----------------------------|---------------------------|
| 1. | .839 (26-5) |Trevor Schulte |1991-94 |
| 2. | .824 (14-3) |John Semar |1993-94 |
| 3. | .800 (12-3) |Bernie Van Essen |1964-66 |
| 4. | .778 (14-4) |Blake Treinen |2010-11 |
| 5. | .739 (17-6) |Mark Hofer |1981-84 |
| 6. | .737 (14-5) | Nic McCay | 2019-present |
| 7. | .722 (13-5) |Bob Reeves |1984-86 |
| 8. | .706 (12-5) |Charles Risse |1958-60 |
| 9. | .700 (21-9) |Chad Coley |1990-93 |
| 10. | .696 (16-7) |Terry VanEngelenhoven |1991-94 |

| | | | |
|-----|-------------|---------------------|----------------|
| 11. | .680 (17-8) |Rob Hirschhoff |1999-2002 |
|-----|-------------|---------------------|----------------|

STRIKEOUTS PER 9 INNINGS

SEASON

(minimum 30 innings pitched)

| | | | |
|----|--------------|------------------------|-------------------|
| 1. | 13.84 |Ryan Bourassa |2023 |
| 2. | 13.82 |Ryan Bourassa |2021 |
| 3. | 13.80 |Bret Barnett |2022 |
| 4. | 13.60 |Ryan Bourassa |2022 |
| 5. | 13.09 |Brady Stover |2018 |
| 6. | 12.86 |Bob Ehrke |1953 |
| 7. | 12.68 | Nic McCay | 2024 |

| | | | |
|-----|--------------|---------------------------|-------------------|
| 8. | 12.32 |Bret Barnett |2019 |
| | 12.32 | Alex Clemons | 2023 |
| 10. | 11.64 |Adam Mazur |2021 |

CAREER

(minimum 60 innings pitched)

| | | | |
|-----|--------------|---------------------------|---------------------------|
| 1. | 13.99 |Eli Sundquist |2020-23 |
| 2. | 13.75 |Ryan Bourassa |2021-23 |
| 3. | 12.14 | Alex Clemons | 2022-present |
| 4. | 11.88 |Bret Barnett |2018-22 |
| 5. | 11.40 |Pete Torgerson |1989 |
| 6. | 10.80 |Adam Mazur |2020-21 |
| 7. | 10.22 |Brady Stover |2017-20 |
| 8. | 10.14 | Nic McCay | 2019-present |
| 9. | 9.99 |Dick Barnes |1964-66 |
| 10. | 9.70 |Bob Ehrke |1952-54 |

GAMES STARTED

SEASON

| | | | |
|----|----|--|------------------------|
| 1. | 16 |Francisco Torres |2005 |
| | 16 |Brady Moxham |2018 |
| 3. | 15 |Caleb Thielbar |2007 |
| | 15 |Matt Bowman |2007 |
| | 15 |Adam Bray |2014 |
| | 15 |Andrew Clemen |2016 |
| | 15 |Ryan Froom |2019 |
| 7. | 14 |Several players, including: Nic McCay | 2019/2022 |

CAREER

| | | | |
|----|-----------|------------------------|---------------------------|
| 1. | 51 |Adam Bray |2012-15 |
| 2. | 49 |Ryan Froom |2014-19 |
| 3. | 48 |Stephen Bougher |2010-13 |
| 4. | 44 |Caleb Thielbar |2006-09 |
| 5. | 39 |Billy McMacken |1987-90 |
| 6. | 38 |Layne Somsen |2009-13 |
| 7. | 37 | Nic McCay | 2019-present |
| 8. | 34 |Kolton Emery |2011-14 |
| 9. | 33 |Trevor Schulte |1991-94 |
| | 33 |Tom Mousel |1999-2002 |



TREVER VERMEULEN led the team in saves three times from 2009-11, finishing with a then-school-record 23 career saves. He also set the single-season mark (since broken) with 10 saves in both 2010 and 2011.

2024 JACKRABBIT BASEBALL SEASON/CAREER HIGHS



REECE ANDERSON
6-1, 200, Sr.
Outfielder
Johnston, Iowa
Johnston H.S.

SEASON HIGHS

At-Bats: 6, vs. Northern Colorado, 3-29-2024 [Game 1], and at Omaha, 4-14-2024
Runs: 4, at Omaha, 4-13-2024
Hits: 3, four times (last: vs. St. Thomas, 4-21-2024 [Game 1])
RBIs: 4, at Omaha, 4-14-2024
Doubles: 1, four times (last: vs. St. Thomas, 4-21-2024 [Game 1])
Triples: 1, at Dayton, 3-8-2024 [Game 2], and at Minnesota, 4-17-2024
Home Runs: 1, three times (last: at Omaha, 4-14-2024)
Bases on Balls: 1, nine times (last: vs. St. Thomas, 4-21-2024 [Game 2])
Strikeouts: 2, four times (last: at North Dakota State, 4-6-2024 [Game 1])
Stolen Bases: 1, at North Dakota State, 4-5-2024
Putouts: 5, at Dayton, 3-9-2024, and at North Dakota State, 4-6-2024 [Game 1]
Assists: 1, vs. St. Thomas, 4-21-2024 [Game 1]
Errors: 1, vs. Northern Colorado, 3-28-2024

CAREER HIGHS

At-Bats: 6, six times (last: at Omaha, 4-14-2024)
Runs: 4, at Omaha, 4-13-2024
Hits: 4, vs. Northern Colorado, 5-14-23 [Game 2]
RBIs: 4, at Omaha, 4-14-2024
Doubles: 1, 13 times (last: vs. St. Thomas, 4-21-2024 [Game 1])
Triples: 1, three times (last: at Minnesota, 4-17-2024)
Home Runs: 1, eight times (last: at Omaha, 4-14-2024)
Bases on Balls: 3, at Northern Colorado, 3-24-2023 [Game 2], and vs. Northern Colorado, 5-14-2023 [Game 1]
Strikeouts: 3, four times (last: at North Dakota State, 5-19-2023)
Stolen Bases: 2, at Northwestern State, 3-18-2022, and at Omaha, 5-6-2022
Putouts: 7, at Nebraska, 4-26-2023, and at Minnesota, 5-16-2023
Assists: 1, six times (last: vs. St. Thomas, 4-21-2024 [Game 1])
Errors: 1, seven times (last: vs. Northern Colorado, 3-28-2024)



REECE ARBOGAST
5-8, 200, Jr.
Left-Handed Pitcher
Sioux Falls, South Dakota
O'Gorman H.S.

SEASON HIGHS

Innings Pitched: 6.2, at Oral Roberts, 3-17-2024
Hits Allowed: 8, at SIU-Edwardsville, 3-2-2024 [Game 2]
Runs Allowed: 6, at North Dakota State, 4-6-2024 [Game 1]
Bases on Balls: 2, at Oral Roberts, 3-17-2024, and at North Dakota State, 4-6-2024 [Game 1]
Hit Batters: 1, at Omaha, 4-13-2024
Strikeouts: 4, at Oral Roberts, 3-17-2024
Doubles Allowed: 1, four times (last: vs. Northern Colorado, 3-28-2024)
Triples Allowed: 1, at Omaha, 4-13-2024
Home Runs Allowed: 2, at Omaha, 4-13-2024
Wild Pitches: 1, vs. Northern Colorado, 3-28-2024
Putouts: N/A
Assists: N/A
Errors: N/A

CAREER HIGHS

Innings Pitched: 6.2, at Oral Roberts, 3-17-2024
Hits Allowed: 9, at Utah Tech, 3-3-2023
Runs Allowed: 7, at Utah Tech, 3-3-2023
Bases on Balls: 3, at Oral Roberts, 4-29-2023
Hit Batters: 1, six times (last: at Omaha, 4-13-2024)
Strikeouts: 7, at Little Rock, 2-17-2023
Doubles Allowed: 2, five times (last: at North Dakota State, 5-24-2023)
Triples Allowed: 1, at Northern Colorado, 4-17-2022, and at Omaha, 4-13-2024
Home Runs Allowed: 2, three times (last: at Omaha, 4-13-2024)
Wild Pitches: 1, 10 times (last: vs. Northern Colorado, 3-28-2024)
Putouts: N/A
Assists: 3, vs. St. Thomas, 4-23-2023 [Game 1]
Errors: 1, at Northern Colorado, 3-24-2023 [Game 1]



JESS BELLOWS
5-10, 190, Jr.
Outfielder
Miles City, Montana
Custer County District H.S.

SEASON HIGHS

At-Bats: 5, seven times (last: at Omaha, 4-14-2024)
Runs: 2, at Dayton, 3-9-2024
Hits: 3, vs. Northern Colorado, 3-29-2024 [Game 1]
RBIs: 2, at New Mexico, 2-24-2024 [Game 1]
Doubles: 1, seven times (last: at Omaha, 4-14-2024)
Triples: 1, at Dayton, 3-9-2024
Home Runs: 1, at Dayton, 3-8-2024 [Game 1]
Total Bases: 4, at Dayton, 3-8-2024 [Game 1], and vs. Northern Colorado, 3-29-2024 [Game 1]
Bases on Balls: 1, eight times (last: vs. St. Thomas, 4-20-2024)
Strikeouts: 2, five times (last: vs. St. Thomas, 4-20-2024)
Hit By Pitch: 2, at New Mexico State, 2-19-2024
Sacrifice Hits: 1, at Dayton, 3-10-2024, and at Omaha, 4-12-2024
Sacrifice Flies: 1, three times (last: vs. St. Thomas, 4-21-2024 [Game 2])
Stolen Bases: 2, at New Mexico State, 2-18-2024
Putouts: 5, at Creighton, 3-19-2024
Assists: 1, at Dayton, 3-8-2024 [Game 1], and at Oral Roberts, 3-15-2024
Errors: 1, at Oral Roberts, 3-15-2024, and vs. Northern Colorado, 3-29-2024 [Game 1]

CAREER HIGHS

At-Bats: 6, at Northern Colorado, 3-26-23, and at Briar Cliff, 4-11-2023
Runs Scored: 4, at Northern Colorado, 2-28-2021
Hits: 4, vs. Northern Colorado, 5-14-23 [Game 2]
RBIs: 4, at Northern Colorado, 3-24-23 [Game 2], and at Nebraska, 4-26-2023
Doubles: 2, at Little Rock, 2-19-2023
Triples: 1, three times (last: at Dayton, 3-9-2024)
Home Runs: 1, three times (last: at Dayton, 3-8-2024 [Game 1])
Total Bases: 7, vs. Oral Roberts, 5-27-2023
Bases on Balls: 2, four times (last: at Utah Tech, 3-5-2023)
Hit By Pitch: 2, four times (last: at Minnesota, 5-16-2023)
Sacrifice Hits: 2, at North Dakota State, 5-26-2023
Sacrifice Flies: 1, six times (last: vs. St. Thomas, 4-21-2024 [Game 2])
Stolen Bases: 2, at New Mexico State, 2-18-2024
Putouts: 5, at North Dakota State, 5-26-2023, and at Creighton, 3-19-2024
Assists: 3, at Omaha, 3-21-2021
Errors: 2, at Omaha, 3-20-2021, and vs. Purdue, 2-19-2022 [Game 1]

2024 JACKRABBIT BASEBALL SEASON/CAREER HIGHS



ADAM BENES
5-11, 195, Jr.
Infielder/Outfielder
Longmont, Colorado
Longmont H.S.

SEASON HIGHS

At-Bats: 5, at New Mexico State, 2-19-2024
Runs: 2, at New Mexico, 2-23-2024
Hits: 1, seven times (last: vs. Northwestern (Iowa), 4-9-2024)
RBIs: 2, at Creighton, 3-19-2024
Doubles: 1, at North Dakota State, 4-5-2024
Triples: N/A
Home Runs: N/A
Bases on Balls: 1, nine times (last: vs. St. Thomas, 4-21-2024 [Game 2])
Strikeouts: 2, four times (last: at Dayton, 3-10-2024)
Stolen Bases: 1, at New Mexico, 2-23-2024
Sacrifice Bunts: 1, at New Mexico, 2-23-2024
Sacrifice Flies: N/A
Putouts: 12, at New Mexico State, 2-19-2024
Assists: 2, vs. Northwestern (Iowa), 4-9-2024
Errors: 1, vs. St. Thomas, 4-21-2024 [Game 1], and vs. St. Thomas, 4-21-2024 [Game 2]

CAREER HIGHS

At-Bats: 5, at Little Rock, 2-19-2023, and at New Mexico State, 2-19-2024
Runs: 2, five times (last: at New Mexico, 2-23-2024)
Hits: 2, six times (last: at North Dakota State, 5-20-2023)
RBIs: 3, at Utah Tech, 3-3-23, and vs. Omaha, 4-14-2023
Doubles: 1, three times (last: at North Dakota State, 4-5-2024)
Triples: N/A
Home Runs: 1, three times (last: vs. Omaha, 4-14-2023)
Bases on Balls: 3, at Western Illinois, 4-9-2023
Strikeouts: 3, three times (last: vs. Omaha, 4-16-2023 [Game 1])
Stolen Bases: 1, at Western Kentucky, 3-12-2023, and at New Mexico, 2-23-2024
Sacrifice Bunts: 1, three times (last: at New Mexico, 2-23-2024)
Sacrifice Flies: 1, three times (last: at Western Illinois, 4-9-2023)
Putouts: 12, at New Mexico State, 2-19-2024
Assists: 5, at Northern Colorado, 4-15-2022
Errors: 1, six times (last: vs. St. Thomas, 4-21-2024 [Game 2])



OWEN BISHOP
6-2, 190, Jr.
Pitcher
Arlington, Washington
Arlington H.S.

SEASON HIGHS (PITCHING/DEFENSE)

Innings Pitched: 3.0, vs. St. Thomas, 4-21-2024 [Game 2]
Hits Allowed: 6, at New Mexico, 2-23-2024
Runs Allowed: 5, at New Mexico, 2-23-2024
Bases on Balls: 3, at New Mexico, 2-23-2024
Hit Batters: 1, at New Mexico State, 2-18-2024
Strikeouts: 3, vs. St. Thomas, 4-21-2024 [Game 2]
Doubles Allowed: 2, at New Mexico, 2-23-2024
Triples Allowed: N/A
Home Runs Allowed: 1, vs. St. Thomas, 4-21-2024 [Game 2]


Wild Pitches: N/A
Putouts: 1, vs. St. Thomas, 4-21-2024 [Game 2]
Assists: N/A
Errors: N/A

CAREER PITCHING HIGHS

Innings Pitched: 8.1, at St. Thomas, 4-3-2022 [Game 2]
Hits Allowed: 9, vs. Western Illinois, 4-10-2022
Runs Allowed: 7, at Kansas State, 3-10-2021, and at Evansville, 4-4-2021
Bases on Balls: 4, at Oral Roberts, 3-27-2022
Hit Batters: 2, at Omaha, 3-21-2021
Strikeouts: 8, at Incarnate Word, 2-25-2022 [Game 2], and vs. St. Thomas, 5-15-2022 [Game 2]
Doubles Allowed: 3, at Northern Colorado, 2-28-2021, and at Evansville, 4-4-2021
Triples Allowed: 1, three times (last: at Northwestern State, 3-17-2022)
Home Runs Allowed: 2, at Kansas State, 3-10-2021
Wild Pitches: 3, vs. Omaha, 4-11-2021 [Game 2]

CAREER HITTING/DEFENSE HIGHS

At-Bats: 6, at Oral Roberts, 3-25-2022
Runs: 1, four times (last: at St. Thomas, 4-2-2022)
Hits: 3, at Northwestern State, 3-19-2022 [Game 2]
RBIs: 3, at Northwestern State, 3-19-2022 [Game 2]
Doubles: 1, three times (last: at Oral Roberts, 3-25-2022)
Triples: N/A
Home Runs: 1, at St. Thomas, 4-2-2022
Bases on Balls: 1, four times (last: vs. Omaha, 4-10-2021 [Game 1])
Strikeouts: 3, at Omaha, 3-20-2021
Stolen Bases: 1, vs. Omaha, 4-10-2021 [Game 1]
Putouts: 10, at Omaha, 3-20-2021
Assists: 2, three times (last: vs. Oral Roberts, 5-20-2022)
Errors: 1, four times (last: at Oral Roberts, 3-27-2022)




DAVIS CARR
6-2, 185, Jr.
Catcher
Keller, Texas
Atascocita H.S.
Walla Walla CC

SEASON/CAREER HIGHS

At-Bats: 5, at New Mexico State, 2-19-2024, and vs. St. Thomas, 4-20-2024
Runs: 2, at Oral Roberts, 3-16-2024
Hits: 2, four times (last: at Omaha, 4-12-2024)
RBIs: 3, three times (last: at New Mexico, 2-23-2024)
Doubles: 1, four times (last: vs. Northern Colorado, 3-29-2024 [Game 1])
Triples: N/A
Home Runs: 1, at New Mexico State, 2-17-2024, and at New Mexico State, 2-19-2024
Bases on Balls: 2, at SIU-Edwardsville, 3-2-2024 [Game 1]
Strikeouts: 4, at Dayton, 3-8-2024 [Game 1]
Stolen Bases: 1, at New Mexico, 2-23-2024
Sacrifice Bunts: N/A
Sacrifice Flies: 1, at New Mexico State, 2-17-2024
Putouts: 15, vs. Northern Colorado, 3-29-2024 [Game 1]
Assists: 2, three times (last: vs. Northern Colorado, 3-29-2024 [Game 1])
Errors: 2, at New Mexico State, 2-19-2024

2024 JACKRABBIT BASEBALL SEASON/CAREER HIGHS



ALEX CLEMONS
6-1, 215, Jr.
Right-Handed Pitcher
Bettendorf, Iowa
Pleasant Valley H.S.

SEASON HIGHS

Innings Pitched: 3.0, at Omaha, 4-14-2024
Hits Allowed: 3, vs. St. Thomas, 4-20-2024
Runs Allowed: 6, vs. Northern Colorado, 3-29-2024 [Game 1]
Earned Runs Allowed: 6, vs. Northern Colorado, 3-29-2024 [Game 1]
Bases on Balls: 7, at New Mexico State, 2-18-2024
Hit Batters: 1, vs. Northern Colorado, 3-29-2024 [Game 1]
Strikeouts: 5, at Dayton, 3-8-2024 [Game 1]
Doubles Allowed: 1, vs. Northern Colorado, 3-29-2024 [Game 1]
Triples Allowed: N/A
Home Runs Allowed: 1, at Dayton, 3-8-2024 [Game 1]
Wild Pitches: 3, at New Mexico State, 2-18-2024
Putouts: N/A
Assists: 2, at SIU-Edwardsville, 3-2-2024 [Game 2]
Errors: N/A

CAREER HIGHS

Innings Pitched: 3.0, vs. Omaha, 4-16-23 [Game 1], and at Omaha, 4-14-2024
Hits Allowed: 4, three times (last: at North Dakota State, 5-18-2023)
Runs Allowed: 6, vs. Northern Colorado, 3-29-2024 [Game 1]
Earned Runs Allowed: 6, vs. Northern Colorado, 3-29-2024 [Game 1]
Bases on Balls: 7, at New Mexico State, 2-18-2024
Hit Batters: 2, vs. Purdue, 2-19-2022 [Game 2], and at Western Illinois, 4-9-2023
Strikeouts: 5, three times (last: at Dayton, 3-8-2024 [Game 1])
Doubles Allowed: 2, at Northern Colorado, 3-24-2023 [Game 1]
Triples Allowed: 1, at North Dakota State, 5-18-2023
Home Runs Allowed: 2, at Western Kentucky, 3-11-2023
Wild Pitches: 3, at Minnesota, 3-2-2022, and at New Mexico State, 2-18-2024
Putouts: 1, three times (last: at Northwestern State, 3-19-2022 [Game 2])
Assists: 2, at Central Arkansas, 3-5-2022, and at SIU-Edwardsville, 3-2-2024
Errors: N/A



DYLAN DRIESSEN
6-3, 220, So.
Right-Handed Pitcher
Omaha, Nebraska
Millard West H.S.

SEASON HIGHS

Innings Pitched: 4.1, at New Mexico State, 2-19-2024, and vs. St. Thomas, 4-21-2024 [Game 2]
Hits Allowed: 5, vs. Northern Colorado, 3-29-2024 [Game 1]
Runs Allowed: 6, at Omaha, 4-13-2024
Earned Runs Allowed: 6, at Omaha, 4-13-2024
Bases on Balls: 7, at New Mexico State, 2-19-2024
Hit Batters: 2, at North Dakota State, 4-5-2024
Strikeouts: 5, at New Mexico State, 2-19-2024
Doubles Allowed: 1, four times (last: at Omaha, 4-13-2024)
Triples Allowed: N/A
Home Runs Allowed: 1, vs. Northern Colorado, 3-29-2024 [Game 1]
Wild Pitches: 2, at New Mexico State, 2-18-2024, and at Omaha, 4-13-2024


Putouts: 1, at New Mexico, 2-23-2024, and at North Dakota State, 4-6-2024 [Game 2]

Assists: 2, at New Mexico State, 2-19-2024

Errors: 2, at New Mexico State, 2-19-2024

CAREER HIGHS

Innings Pitched: 4.1, at New Mexico State, 2-19-2024, and vs. St. Thomas, 4-21-2024 [Game 2]
Hits Allowed: 7, vs. Oral Roberts, 5-27-2023
Runs Allowed: 6, vs. Northwestern (Iowa), 4-18-2023, and at Omaha, 4-13-2024
Earned Runs Allowed: 6, at Omaha, 4-13-2024
Bases on Balls: 7, at New Mexico State, 2-19-2024
Hit Batters: 2, at North Dakota State, 4-5-2024
Strikeouts: 6, at Utah Tech, 3-4-23 [Game 2], and vs. Oral Roberts, 5-27-23
Doubles Allowed: 3, vs. Oral Roberts, 5-27-23
Triples Allowed: N/A
Home Runs Allowed: 1, three times (last: vs. Northern Colorado, 3-29-2024 [Game 1])
Wild Pitches: 2, at Utah Tech, 3-4-23 [Game 2], and at New Mexico State, 2-19-2024
Putouts: 1, at New Mexico, 2-23-2024, and at North Dakota State, 4-6-2024 [Game 2]
Assists: 2, at New Mexico State, 2-19-2024
Errors: 2, at New Mexico State, 2-19-2024



CAEL FROST
5-11, 195, Jr.
Outfielder
Gilbertville, Iowa
Don Bosco H.S.
Kirkwood CC

SEASON/CAREER HIGHS

At-Bats: 6, at New Mexico, 2-23-2024
Runs: 3, at North Dakota State, 4-6-2024 [Game 2]
Hits: 3, seven times (last: vs. St. Thomas, 4-21-2024 [Game 2])
RBIs: 5, vs. Northern Colorado, 3-29-2024 [Game 2]
Doubles: 2, at New Mexico, 2-24-2024 [Game 1]
Triples: N/A
Home Runs: 2, at Omaha, 4-12-2024
Total Bases: 8, at Omaha, 4-12-2024
Bases on Balls: 3, at Oral Roberts, 3-16-2024
Strikeouts: 4, vs. Northern Colorado, 3-29-2024 [Game 1]
Stolen Bases: 1, vs. St. Thomas, 3-22-2024
Sacrifice Bunts: N/A
Sacrifice Flies: 1, at Dayton, 3-8-2024 [Game 2], and vs. Northern Colorado, 3-29-2024 [Game 2]
Putouts: 4, at North Dakota State, 4-5-2024
Assists: 1, at Kansas State, 3-13-2024, and at North Dakota State, 4-6-2024 [Game 1]
Errors: 1, at New Mexico State, 2-17-2024

2024 JACKRABBIT BASEBALL SEASON/CAREER HIGHS



JAYDEN GIBSON
6-0, 200, Grad.
Catcher
Grinnell, Iowa
Grinnell H.S.
Parkland CC

SEASON HIGHS

At-Bats: 2, at New Mexico State, 2-16-2024
Strikeouts: 1, at New Mexico State, 2-16-2024
Putouts: 4, at New Mexico State, 2-16-2024




JAKE GOBLE
6-5, 235, Jr.
Right-Handed Pitcher
Rapid City, South Dakota
St. Thomas More H.S.

SEASON HIGHS

Innings Pitched: 8.0, at SIU-Edwardsville, 3-2-2024 [Game 1]
Hits Allowed: 14, vs. Northern Colorado, 3-29-2024 [Game 2]
Runs Allowed: 14, vs. Northern Colorado, 3-29-2024 [Game 2]
Earned Runs Allowed: 9, vs. Northern Colorado, 3-29-2024 [Game 2]
Bases on Balls: 4, at Dayton, 3-9-2024, and vs. St. Thomas, 3-23-2024
Hit Batters: 2, at Omaha, 3-14-2024
Strikeouts: 8, at SIU-Edwardsville, 3-2-2024 [Game 1]
Doubles Allowed: 6, vs. Northern Colorado, 3-29-2024 [Game 2]
Triples Allowed: 1, at New Mexico, 2-24-2024 [Game 1], and vs. St. Thomas, 3-23-2024
Home Runs Allowed: 2, vs. Northern Colorado, 3-29-2024 [Game 2], and at Omaha, 4-14-2024
Wild Pitches: 4, at North Dakota State, 4-6-2024 [Game 2]
Putouts: 1, at Dayton, 3-9-2024
Assists: 1, at New Mexico State, 2-17-2024, and vs. Northern Colorado, 3-29-2024 [Game 2]
Errors: 1, four times (last: at North Dakota State, 4-6-2024 [Game 2])

CAREER HIGHS

Innings Pitched: 8.0, at SIU-Edwardsville, 3-2-2024 [Game 1]
Hits Allowed: 14, vs. Northern Colorado, 3-29-2024 [Game 2]
Runs Allowed: 14, vs. Northern Colorado, 3-29-2024 [Game 2]
Earned Runs Allowed: 9, vs. Northern Colorado, 3-29-2024 [Game 2]
Bases on Balls: 4, at Dayton, 3-9-2024, and vs. St. Thomas, 3-23-2024
Hit Batters: 3, at Northern Colorado, 3-24-2023 [Game 2]
Strikeouts: 8, at SIU-Edwardsville, 3-2-2024 [Game 1]
Doubles Allowed: 6, vs. Northern Colorado, 3-29-2024 [Game 2]
Triples Allowed: 1, four times (last: vs. St. Thomas, 3-23-2024)
Home Runs Allowed: 2, three times (last: at Omaha, 4-14-2024)
Wild Pitches: 4, at North Dakota State, 4-6-2024 [Game 2]
Putouts: 3, vs. St. Thomas, 4-23-2023 [Game 2]
Assists: 2, three times (last: vs. St. Thomas, 4-23-2023 [Game 2])
Errors: 1, six times (last: at North Dakota State, 4-6-2024 [Game 2])



BRADY HAWKINS
6-3, 225, Jr.
Right-Handed Pitcher
Mitchell, South Dakota
Ethan H.S.

SEASON HIGHS

Innings Pitched: 2.0, at Creighton, 3-19-2024, and vs. St. Thomas, 3-23-2024
Hits Allowed: 4, at Omaha, 4-13-2024, and at Minnesota, 4-17-2024
Runs Allowed: 7, at Minnesota, 4-17-2024
Earned Runs Allowed: 2, three times (last: at Minnesota, 4-17-2024)
Bases on Balls: 2, at Minnesota, 4-17-2024
Hit Batters: 2, at North Dakota State, 4-5-2024
Strikeouts: 1, five times (last: vs. Northern Colorado, 3-28-2024)
Doubles Allowed: 1, at Creighton, 3-19-2024, and at Omaha, 4-13-2024
Triples Allowed: N/A
Home Runs Allowed: 1, four times (last: at Minnesota, 4-17-2024)
Wild Pitches: 1, at Minnesota, 4-17-2024
Putouts: N/A
Assists: 1, vs. St. Thomas, 3-23-2024
Errors: N/A

CAREER HIGHS

Innings Pitched: 4.0, at Utah Tech, 3-4-2023 [Game 2], and at Purdue, 5-5-2023
Hits Allowed: 9, at Western Kentucky, 3-11-2023
Runs Allowed: 7, at Minnesota, 4-17-2024
Earned Runs Allowed: 5, at Little Rock, 2-19-23
Bases on Balls: 4, at Utah Tech, 3-4-2023 [Game 2], and at Oral Roberts, 4-28-2023
Hit Batters: 2, at North Dakota State, 4-5-2024
Strikeouts: 5, vs. Dakota Wesleyan, 4-19-2022
Doubles Allowed: 3, at Iowa, 3-19-2023 [Game 2]
Triples Allowed: N/A
Home Runs Allowed: 2, at Western Kentucky, 3-11-2023
Wild Pitches: 1, seven times (last: at Minnesota, 4-17-2024)
Putouts: 1, at Little Rock, 2-19-2023, and at Western Kentucky, 3-11-2023
Assists: 1, five times (last: vs. St. Thomas, 3-23-2024)
Errors: N/A



COHEN HENRY
6-2, 200, Fr.
Outfielder
Sioux Falls, South Dakota
Jefferson H.S.

SEASON/CAREER HIGHS

At-Bats: 3, four times (last: at Creighton, 3-19-2024)
Runs: 1, four times (last: at Minnesota, 4-17-2024)
Hits: 2, at New Mexico, 2-24-2024 [Game 2]
RBIs: 1, at New Mexico State, 2-18-2024
Triples: 1, at New Mexico, 2-24-2024 [Game 2]
Total Bases: 4, at New Mexico, 2-24-2024
Bases on Balls: 2, vs. Northwestern (Iowa), 4-9-2024
Strikeouts: 3, at Creighton, 3-19-2024
Sacrifice Bunts: 1, at New Mexico, 2-23-2024
Putouts: 4, at SIU-Edwardsville, 3-1-2024


2024 JACKRABBIT BASEBALL SEASON/CAREER HIGHS



CHARLIE JACOBSON
6-6, 230, R-Fr.
Left-Handed Pitcher
Marshall, Minnesota
Marshall H.S.

SEASON/CAREER HIGHS

Innings Pitched: 1.1, at New Mexico, 2-24-2024 [Game 2]
Hits Allowed: 2, at New Mexico, 2-24-2024 [Game 2], and at Dayton, 3-8-2024 [Game 2]
Runs Allowed: 3, at New Mexico, 2-24-2024 [Game 2], and at Dayton, 3-8-2024 [Game 2]
Earned Runs Allowed: 3, at New Mexico, 2-24-2024 [Game 2], and at Dayton, 3-8-2024 [Game 2]
Bases on Balls: 4, at New Mexico, 2-24-2024 [Game 2]
Hit Batters: 1, at New Mexico State, 2-17-2024, and at Dayton, 3-8-2024 [Game 2]
Strikeouts: 1, three times (last: at Dayton, 3-8-2024 [Game 2])
Doubles Allowed: 1, at Dayton, 3-8-2024 [Game 2]
Triples Allowed: N/A
Home Runs Allowed: 1, at New Mexico, 2-24-2024 [Game 2]
Wild Pitches: N/A
Putouts: 1, at New Mexico State, 2-17-2024
Assists: N/A
Errors: N/A



WILL KENT
6-1, 185, Sp.
Right-Handed Pitcher
Rosemount, Minnesota
Rosemount H.S.

SEASON HIGHS

Innings Pitched: 5.0, vs. Northwestern (Iowa), 4-9-2024
Hits Allowed: 8, at New Mexico, 2-24-2024 [Game 2]
Runs Allowed: 8, at Kansas State, 3-13-2024
Earned Runs Allowed: 6, at New Mexico, 2-24-2024 [Game 2]
Bases on Balls: 5, at Kansas State, 3-13-2024
Hit Batters: 3, at New Mexico, 2-24-2024 [Game 2], and at Dayton, 3-8-2024 [Game 2]
Strikeouts: 6, at New Mexico State, 2-18-2024, and vs. Northwestern (Iowa), 4-9-2024
Doubles Allowed: 2, three times (last: at Minnesota, 4-17-2024)
Triples Allowed: 1, at Kansas State, 3-13-2024
Home Runs Allowed: 1, at New Mexico, 2-24-2024 [Game 2], and vs. Northern Colorado, 3-29-2024 [Game 2]
Wild Pitches: 2, at New Mexico State, 2-18-2024, and at Dayton, 3-8-2024 [Game 2]
Putouts: N/A
Assists: 1, three times (last: vs. Northwestern (Iowa), 4-9-2024)
Errors: N/A

CAREER HIGHS

Innings Pitched: 5.2, at Nebraska, 4-26-2023
Hits Allowed: 8, at New Mexico, 2-24-2024 [Game 2]
Runs Allowed: 8, at Minnesota, 5-16-2023, and at Kansas State, 3-13-2024
Earned Runs Allowed: 8, at Minnesota, 5-16-2023
Bases on Balls: 5, at Western Illinois, 4-8-2023, and at Kansas State, 3-13-2024

Hit Batters: 3, at New Mexico, 2-24-2024 [Game 2], and at Dayton, 3-8-2024 [Game 2]
Strikeouts: 6, at New Mexico State, 2-18-2024, and vs. Northwestern (Iowa), 4-9-2024
Doubles Allowed: 2, four times (last: at Minnesota, 4-17-2024)
Triples Allowed: 1, at Kansas State, 3-13-2024
Home Runs Allowed: 1, three times (last: vs. Northern Colorado, 3-29-2024 [Game 2])
Wild Pitches: 3, at Utah Tech, 3-3-23
Putouts: 1, at Nebraska, 4-26-23
Assists: 1, four times (last: vs. Northwestern (Iowa), 4-9-2024)
Errors: N/A



ALEX KOEP
5-10, 195, Grad.
Left-Handed Pitcher
Parkers Prairie, Minnesota
Parkers Prairie H.S.
Minnesota Crookston

SEASON/CAREER HIGHS

Innings Pitched: 4.0, at New Mexico, 2-22-2024
Hits Allowed: 4, at New Mexico, 2-22-2024
Runs Allowed: 4, at New Mexico State, 2-17-2024
Earned Runs Allowed: 4, at New Mexico State, 2-17-2024
Bases on Balls: 3, at New Mexico State, 2-17-2024
Hit Batters: 2, at New Mexico State, 2-17-2024, and at Dayton, 3-8-2024 [Game 1]
Strikeouts: 5, at New Mexico State, 2-17-2024
Doubles Allowed: 2, at New Mexico State, 2-17-2024
Triples Allowed: 1, three times (last: vs. St. Thomas, 3-23-2024)
Home Runs Allowed: 1, vs. Northern Colorado, 3-29-2024 [Game 2]
Wild Pitches: 1, at New Mexico State, 2-17-2024, and at New Mexico, 2-22-2024
Putouts: 1, vs. Northern Colorado, 3-29-2024 [Game 2]
Assists: N/A
Errors: N/A



TYSON KOGEL
5-10, 175, Fr.
Infielder
Sioux Falls, South Dakota
Harrisburg H.S.

SEASON HIGHS

At-Bats: 1, at Dayton, 3-10-2024, and at Kansas State, 3-13-2024
Bases on Balls: 1, vs. Northern Colorado, 3-29-2024 [Game 1]
Strikeouts: 1, at Dayton, 3-10-2024, and at Kansas State, 3-13-2024
Assists: 2, at Kansas State, 3-13-2024

CAREER HIGHS

At-Bats: 4, vs. Briar Cliff, 4-20-22
Runs: 2, vs. Dakota Wesleyan, 4-19-22
Hits: 1, vs. Western Illinois, 4-9-22 [Game 2]
RBIs: 3, vs. Dakota Wesleyan, 4-19-22
Doubles: 1, vs. Dakota Wesleyan, 4-19-22
Bases on Balls: 2, vs. Dakota Wesleyan, 4-19-22
Strikeouts: 2, three times (last: vs. Briar Cliff, 4-20-22)
Putouts: 1, four times (last: at Omaha, 5-7-22)
Assists: 3, vs. Western Illinois, 4-9-22 [Game 2]

2024 JACKRABBIT BASEBALL SEASON/CAREER HIGHS



THATCHER KOZAL
5-11, 185, Sr.
Outfielder
Waverly, Nebraska
Waverly H.S.
Iowa Western CC

SEASON HIGHS

At-Bats: 5, at New Mexico State, 2-19-2024
Runs: 2, at New Mexico State, 2-19-2024, and at New Mexico, 2-23-2024
Hits: 1, eight times (last: vs. Northwestern (Iowa), 4-9-2024)
RBIs: 2, vs. St. Thomas, 3-23-2024
Doubles: 1, at New Mexico State, 2-24-2024 [Game 1], and at New Mexico, 2-24-2024 [Game 2]
Triples: N/A
Home Runs: 1, three times (last: vs. St. Thomas, 3-23-2024)
Total Bases: 4, three times (last: vs. St. Thomas, 3-23-2024)
Bases on Balls: 1, four times (last: vs. St. Thomas, 3-22-2024)
Hit By Pitch: 1, vs. St. Thomas, 4-21-2024 [Game 1]
Strikeouts: 2, five times (last: vs. St. Thomas, 4-21-2024 [Game 1])
Stolen Bases: 1, three times (last: vs. St. Thomas, 3-22-2024)
Sacrifice Bunts: N/A
Sacrifice Flies: N/A
Putouts: 3, vs. Northwestern (Iowa), 4-9-2024
Assists: 1, vs. Northwestern (Iowa), 4-9-2024
Errors: N/A

SEASON/CAREER HIGHS

At-Bats: 5, at New Mexico State, 2-19-2024
Runs: 3, vs. Omaha, 4-16-2023 [Game 1], and at North Dakota State, 5-24-2023
Hits: 2, five times (last: vs. St. Thomas, 4-23-2023 [Game 1])
RBIs: 3, at Oral Roberts, 3-27-2022, and vs. North Dakota State, 3-31-2023 [Game 2]
Doubles: 1, six times (last: at New Mexico, 2-24-2024 [Game 2])
Triples: 1, vs. Northwestern (Iowa), 4-18-2023
Home Runs: 2, vs. Omaha, 4-16-2023 [Game 1]
Total Bases: 8, vs. Omaha, 4-16-2023 [Game 1]
Bases on Balls: 3, at Wichita State, 3-13-2022
Hit By Pitch: 1, 14 times (last: vs. St. Thomas, 4-21-2024 [Game 1])
Strikeouts: 4, vs. Oral Roberts, 5-19-2022
Stolen Bases: 1, six times (last: vs. St. Thomas, 3-22-2024)
Sacrifice Bunts: 1, three times (last: vs. Oral Roberts, 5-27-2023)
Sacrifice Flies: 1, at Northern Colorado, 3-26-23
Putouts: 4, at St. Thomas, 4-3-2022 [Game 2], and vs. Oral Roberts, 5-21-2022
Assists: N/A
Errors: N/A



JACK KRUGER
6-4, 220, So.
Right-Handed Pitcher
Belle Plaine, Minnesota
Belle Plaine H.S.

SEASON HIGHS

Innings Pitched: 4.2, at New Mexico State, 2-19-2024
Hits Allowed: 11, at New Mexico State, 2-19-2024
Runs Allowed: 7, at New Mexico State, 2-19-2024, and at Dayton, 3-10-2024
Earned Runs Allowed: 7, at New Mexico State, 2-19-2024

Bases on Balls: 4, three times (last: at Creighton, 3-19-2024)
Hit Batters: 2, at Dayton, 3-10-2024
Strikeouts: 2, four times (last: vs. St. Thomas, 4-21-2024 [Game 1])
Doubles Allowed: 3, at New Mexico State, 2-19-2024
Triples Allowed: 1, at New Mexico State, 2-19-2024
Home Runs Allowed: 2, vs. Northern Colorado, 3-28-2024
Wild Pitches: 3, at New Mexico State, 2-19-2024
Putouts: 1, at Creighton, 3-19-2024
Assists: 2, at New Mexico State, 2-19-2024, and vs. St. Thomas, 4-21-2024 [Game 1]
Errors: 2, at Creighton, 3-19-2024

CAREER HIGHS

Innings Pitched: 6.2, at Minnesota, 3-8-2023
Hits Allowed: 11, at New Mexico State, 2-19-2024
Runs Allowed: 10, vs. Oral Roberts, 5-25-2023
Earned Runs Allowed: 7, at New Mexico State, 2-19-2024
Bases on Balls: 4, six times (last: at Creighton, 3-19-2024)
Hit Batters: 2, at Dayton, 3-10-2024
Strikeouts: 5, vs. Northwestern (Iowa), 4-18-2023
Doubles Allowed: 3, at New Mexico State, 2-19-2024
Triples Allowed: 1, at New Mexico State, 2-19-2024
Home Runs Allowed: 2, vs. Northern Colorado, 3-28-2024
Wild Pitches: 3, vs. Oral Roberts, 5-25-23, and at New Mexico State, 2-19-2024
Putouts: 2, at Little Rock, 2-19-2023
Assists: 3, at Minnesota, 3-8-2023
Errors: 2, vs. Oral Roberts, 5-25-2023, and at Creighton, 3-19-2024




LUKE LUSKEY
5-10, 205, R-Fr.
Infielder
Belle Plaine, Minnesota
Belle Plaine H.S.

SEASON/CAREER HIGHS

At-Bats: 5, three times (last: vs. St. Thomas, 4-21-2024 [Game 2])
Runs: 1, 10 times (last: vs. St. Thomas, 4-20-2024)
Hits: 3, vs. Northern Colorado, 3-29-2024 [Game 1], and at Omaha, 4-14-2024
RBIs: 2, four times (last: at Omaha, 4-14-2024)
Doubles: 1, seven times (last: at Omaha, 4-14-2024)
Triples: N/A
Home Runs: 1, vs. Northern Colorado, 3-29-2024 [Game 1]
Total Bases: 6, vs. Northern Colorado, 3-29-2024 [Game 1]
Bases on Balls: 2, at SIU-Edwardsville, 3-2-2024 [Game 1]
Hit By Pitch: 2, at Oral Roberts, 3-17-2024
Strikeouts: 4, vs. St. Thomas, 4-21-2024 [Game 2]
Stolen Bases: 1, three times (last: vs. St. Thomas, 4-21-2024 [Game 2])
Sacrifice Bunts: 1, at Oral Roberts, 3-15-2024
Sacrifice Flies: 1, at Dayton, 3-9-2024
Putouts: 13, at SIU-Edwardsville, 3-2-2024 [Games 1 and 2]
Assists: 1, four times (last: vs. Northern Colorado, 3-28-2024)
Errors: N/A

2024 JACKRABBIT BASEBALL SEASON/CAREER HIGHS



NIC McCAY
6-0, 200, Sr.
Right-Handed Pitcher
Carlisle, Iowa
Carlisle H.S.

SEASON HIGHS

Innings Pitched: 8.0, vs. St. Thomas, 3-22-2024, and at Omaha, 4-12-2024
Hits Allowed: 8, at SIU-Edwardsville, 3-1-2024
Runs Allowed: 5, vs. St. Thomas, 4-20-2024
Earned Runs Allowed: 3, three times (last: vs. Northern Colorado, 3-29-2024 [Game 1])
Bases on Balls: 6, at Dayton, 3-8-2024 [Game 1]
Hit Batters: 2, at North Dakota State, 4-5-2024
Strikeouts: *13, at Oral Roberts, 3-15-2024
Doubles Allowed: 3, vs. St. Thomas, 4-20-2024
Triples Allowed: 1, at SIU-Edwardsville, 3-1-2024, and at Dayton, 3-8-2024 [Game 1]
Home Runs Allowed: 1, at Dayton, 3-8-2024 [Game 1], and vs. St. Thomas, 4-20-2024
Wild Pitches: 1, four times (last: at North Dakota State, 4-5-2024)
Putouts: 1, vs. St. Thomas, 4-20-2024
Assists: 1, vs. St. Thomas, 3-22-2024
Errors: 1, at North Dakota State, 4-5-2024

CAREER HIGHS

Innings Pitched: 9.0, vs. Purdue Fort Wayne, 3-31-2019
Hits Allowed: 10, vs. Omaha, 4-6-2019 [Game 2]
Runs Allowed: 7, vs. Omaha, 4-6-2019 [Game 2], and at Incarnate Word, 2-24-2022
Earned Runs Allowed: 7, vs. Omaha, 4-6-2019 [Game 2]
Bases on Balls: 6, at Dayton, 3-8-2024 [Game 1]
Hit Batters: 2, five times (last: at North Dakota State, 4-5-2024)
Strikeouts: *13, at Oral Roberts, 3-15-2024
Doubles Allowed: 5, vs. Omaha, 4-6-2019 [Game 2]
Triples Allowed: 1, four times (last: at Dayton, 3-8-2024 [Game 1])
Home Runs Allowed: 3, at Oral Roberts, 3-24-2019
Wild Pitches: 2, vs. Western Illinois, 5-23-2019
Putouts: 1, seven times (last: vs. St. Thomas, 4-20-2024)
Assists: 2, six times (last: vs. St. Thomas, 5-14-2022)
Errors: 1, vs. Purdue Fort Wayne, 5-5-2019, and at North Dakota State, 4-5-2024

* tied SDSU single-game record in Division I era (since 2005)



HUNTER PALMER
6-0, 190, R-Fr.
Outfielder
St. Michael, Minnesota
St. Michael-Albertville H.S.

SEASON/CAREER HIGHS

At-Bats: 1, at New Mexico State, 2-18-2024
Strikeouts: 1, at New Mexico State, 2-18-2024
Putouts: 1, at New Mexico State, 2-18-2024



DAWSON PARRY
6-1, 240, Sr.
First Baseman
Highland, Utah
American Fork H.S.
Miles CC (Mont.)


SEASON HIGHS

At-Bats: 6, at New Mexico, 2-23-2024
Runs: 3, at Omaha, 4-13-2024
Hits: 3, at New Mexico State, 2-17-2024, and at Omaha, 4-13-2024
RBIs: 5, at New Mexico State, 2-18-2024
Doubles: 2, at North Dakota State, 4-5-2024
Triples: N/A
Home Runs: 2, at New Mexico State, 2-18-2024, and vs. Northern Colorado, 3-28-2024
Total Bases: 8, at New Mexico State, 2-18-2024, and vs. Northern Colorado, 3-28-2024
Bases on Balls: ^5, at New Mexico State, 2-19-2024
Hit By Pitch: 2, at Omaha, 4-14-2024
Strikeouts: 3, at Minnesota, 4-17-2024, and vs. St. Thomas, 4-21-2024 [Game 1]
Stolen Bases: N/A
Sacrifice Bunts: N/A
Sacrifice Flies: 1, three times (last: at North Dakota State, 4-6-2024 [Game 2])
Putouts: 11, at New Mexico State, 2-17-2024
Assists: 1, three times (last: vs. St. Thomas, 4-21-2024 [Game 1])
Errors: 1, at North Dakota State, 4-6-2024 [Game 2], and vs. St. Thomas, 4-21-2024 [Game 1]

CAREER HIGHS

At-Bats: 6, at New Mexico, 2-23-2024
Runs: 3, at North Dakota State, 5-24-2023, and at Omaha, 4-14-2024
Hits: 3, 11 times (last: at Omaha, 4-13-2024)
RBIs: 6, vs. St. Thomas, 5-14-2022
Doubles: 2, at Northern Colorado, 3-24-23 [Game 1], and at North Dakota State, 4-5-2024
Triples: N/A
Home Runs: 2, three times (last: vs. Northern Colorado, 3-28-2024)
Total Bases: 8, three times (last: vs. Northern Colorado, 3-28-2024)
Bases on Balls: ^5, at New Mexico State, 2-19-2024
Hit By Pitch: 2, vs. Oral Roberts, 5-19-2022, and at Omaha, 4-14-2024
Strikeouts: 3, six times (last: vs. St. Thomas, 4-21-2024 [Game 1])
Stolen Bases: N/A
Sacrifice Bunts: N/A
Sacrifice Flies: 1, nine times (last: at North Dakota State, 4-6-2024 [Game 2])
Putouts: 14, at Lindenwood, 3-14-2023
Assists: 2, three times (last: at North Dakota State, 5-18-2023)
Errors: 2, at Purdue, 5-5-2023, and at North Dakota State, 5-19-2023

2024 JACKRABBIT BASEBALL SEASON/CAREER HIGHS



ARLEN PETERS
6-2, 230, Jr.
Right-Handed Pitcher
Schanzenfeld, Manitoba
Garden Valley Collegiate
Kansas City CC

SEASON/CAREER HIGHS

Innings Pitched: 7.0, at SIU-Edwardsville, 3-3-2024
Hits Allowed: 6, at New Mexico, 2-23-2024, and at Omaha, 4-13-2024
Runs Allowed: 6, at New Mexico, 2-23-2024, and at Dayton, 3-10-2024
Earned Runs Allowed: 5, at New Mexico, 2-23-2024, and at Dayton, 3-10-2024
Bases on Balls: 6, at New Mexico, 2-23-2024, and at Dayton, 3-10-2024
Hit Batters: 1, at New Mexico State, 2-16-2024, and at North Dakota State, 4-6-2024 [Game 1]
Strikeouts: 10, at SIU-Edwardsville, 3-3-2024
Doubles Allowed: 3, at Omaha, 4-13-2024
Triples Allowed: 1, three times (last: at Kansas State, 3-13-2024)
Home Runs Allowed: 1, three times (last: vs. Northern Colorado, 3-28-2024)
Wild Pitches: 3, at North Dakota State, 4-6-2024 [Game 1]
Putouts: 1, vs. Northern Colorado, 3-28-2024
Assists: 2, at SIU-Edwardsville, 3-3-2024
Errors: 1, at North Dakota State, 4-6-2024 [Game 1]




DYLAN RICHEY
6-1, 215, Jr.
Right-Handed Pitcher
Wewala, South Dakota
Rapid City Stevens H.S.
Butler CC

SEASON HIGHS

No 2024 statistics

CAREER HIGHS


Innings Pitched: 3.2, at Utah Tech, 3-4-23 [Game 1]
Hits Allowed: 7, at Western Kentucky, 3-10-23
Runs Allowed: 6, at Utah Tech, 3-4-23 [Game 1], and at Western Kentucky, 3-10-23
Earned Runs Allowed: 5, at Western Kentucky, 3-10-23
Bases on Balls: 3, vs. Northern Colorado, 5-14-23 [Game 2]
Hit Batters: 1, at Utah Tech, 3-4-23 [Game 1], and at Western Kentucky, 3-10-23
Strikeouts: 5, vs. Northern Colorado, 5-14-23 [Game 2]
Doubles Allowed: 3, at Western Kentucky, 3-10-23
Triples Allowed: N/A
Home Runs Allowed: 1, three times (last: vs. Northern Colorado, 5-14-23 [Game 2])
Wild Pitches: 1, four times (last: at North Dakota State, 5-20-23)
Putouts: 1, three times (last: vs. Oral Roberts, 5-25-23)
Assists: 1, three times (last: at Iowa, 3-19-23 [Game 1])
Errors: N/A



BRYCE RONKEN
6-5, 235, So.
Right-Handed Pitcher
Rapid City, South Dakota
St. Thomas More H.S.

SEASON/CAREER HIGHS

At-Bats: 6, at New Mexico, 2-23-2024
Runs: 2, five times (last: at Omaha, 4-14-2024)
Hits: 3, at New Mexico, 2-23-2024
RBIs: 2, at New Mexico, 2-23-2024, and vs. St. Thomas, 4-20-2024
Doubles: 2, at New Mexico, 2-23-2024
Triples: 1, at Dayton, 3-9-2024, and at Oral Roberts, 3-15-2024
Home Runs: 1, at New Mexico, 2-23-2024, and vs. Northern Colorado, 3-28-2024
Total Bases: 8, at New Mexico, 3-23-2024
Bases on Balls: 2, four times (last: vs. Northwestern (Iowa), 4-9-2024)
Strikeouts: 3, at New Mexico, 3-24-2024 [Game 1]
Stolen Bases: 1, three times (last: vs. Northwestern (Iowa), 4-9-2024)
Sacrifice Bunts: N/A
Sacrifice Flies: 1, vs. St. Thomas, 3-22-2024, and vs. Northwestern (Iowa), 4-9-2024
Putouts: 3, at New Mexico, 2-22-2024, and vs. St. Thomas, 4-21-2024 [Game 2]
Assists: 3, at New Mexico State, 2-19-2024, and at Dayton, 3-8-2024 [Game 2]
Errors: 3, vs. Northern Colorado, 3-29-2024 [Game 2]



JORDAN SAGEDAHL
6-2, 190, Sr.
Utility
Olivia, Minnesota
BOLD H.S.

SEASON HIGHS – BATTING/FIELDING

At-Bats: 6, at Omaha, 4-13-2024
Runs: 4, at Omaha, 4-13-2024
Hits: 3, at Omaha, 4-13-2024
RBIs: 6, at Omaha, 4-13-2024
Doubles: 1, four times (last: vs. St. Thomas, 4-21-2024 [Game 1])
Triples: 1, at Omaha, 4-13-2024
Home Runs: 2, at SIU-Edwardsville, 3-3-2024, and at Omaha, 4-13-2024
Total Bases: 11, at Omaha, 4-13-2024
Bases on Balls: 2, at Oral Roberts, 3-17-2024
Hit By Pitch: 2, vs. St. Thomas, 4-20-2024
Strikeouts: 3, vs. St. Thomas, 4-21-2024 [Game 2]
Stolen Bases: 1, vs. Northern Colorado, 3-28-2024
Sacrifice Bunts: 1, at SIU-Edwardsville, 3-1-2024
Sacrifice Flies: 1, at Dayton, 3-9-2024, and vs. St. Thomas, 4-21-2024 [Game 2]
Putouts: 13, at Oral Roberts, 3-15-2024
Assists: 5, vs. St. Thomas, 4-21-2024 [Game 1]
Errors: 1, 10 times (last: vs. St. Thomas, 4-21-2024 [Game 2])

SEASON HIGHS – PITCHING

No 2024 pitching statistics

2024 JACKRABBIT BASEBALL SEASON/CAREER HIGHS


JORDAN SAGEDAHL

CAREER HIGHS – BATTING/FIELDING

At-Bats: 6, at Omaha, 4-13-2024
Runs: 4, at Omaha, 4-13-2024
Hits: 3, at Omaha, 4-13-2024
RBIs: 6, at Omaha, 4-13-2024
Doubles: 1, 14 times (last: vs. St. Thomas, 4-21-2024 [Game 1])
Triples: 1, at Omaha, 4-13-2024
Home Runs: 2, at SIU-Edwardsville, 3-3-2024, and at Omaha, 4-13-2024
Total Bases: 11, at Omaha, 4-13-2024
Bases on Balls: 2, at Oral Roberts, 3-17-2024
Hit By Pitch: 2, vs. Kansas, 2-20-2021, and vs. St. Thomas, 4-20-2024
Strikeouts: 3, six times (last: vs. St. Thomas, 4-21-2024 [Game 2])
Stolen Bases: 1, four (last: vs. Northern Colorado, 3-28-2024)
Sacrifice Bunts: 1, vs. Oral Roberts, 5-21-2021, and at SIU-Edwardsville, 3-1-2024
Sacrifice Flies: 1, four times (last: vs. St. Thomas, 4-21-2024 [Game 2])
Putouts: 13, at Oral Roberts, 3-15-2024
Assists: 5, vs. North Dakota State, 4-29-2022, and vs. St. Thomas, 4-21-2024 [Game 1]
Errors: 2, at St. Thomas, 4-2-2022

CAREER HIGHS – PITCHING

Innings Pitched: 3.0, at Briar Cliff, 4-11-23, and vs. Northwestern (Iowa), 4-18-23
Hits Allowed: 4, at Briar Cliff, 4-11-23
Runs Allowed: 3, at Briar Cliff, 4-11-23, and vs. Northwestern (Iowa), 4-18-23
Earned Runs Allowed: 3, at Briar Cliff, 4-11-23, and vs. Northwestern (Iowa), 4-18-23
Bases on Balls: 2, at North Dakota State, 5-16-21, and vs. Northwestern (Iowa), 4-18-23
Hit Batters: 1, at Western Kentucky, 3-10-23, and vs. Northwestern (Iowa), 4-18-23
Strikeouts: 5, at Briar Cliff, 4-11-23
Doubles Allowed: 1, vs. Northwestern (Iowa), 4-18-23
Triples Allowed: N/A
Home Runs Allowed: 2, at Briar Cliff, 4-11-23
Wild Pitches: N/A



DAGEN SCHRAMM

6-0, 185, Jr.
Catcher
Sioux Falls, South Dakota
Washington H.S.

SEASON HIGHS

At-Bats: 4, vs. Northern Colorado, 3-29-2024 [Game 2]
Runs: 2, vs. St. Thomas, 4-21-2024 [Game 1]
Hits: 2, vs. Northern Colorado, 3-29-2024 [Game 2]
RBIs: 1, vs. Northern Colorado, 3-29-2024 [Game 2]
Doubles: N/A
Triples: N/A
Home Runs: N/A
Total Bases: 2, vs. Northern Colorado, 3-29-2024 [Game 2]
Bases on Balls: 1, at Omaha, 4-14-2024, and vs. St. Thomas, 4-21-2024 [Game 1]
Hit By Pitch: 1, vs. St. Thomas, 4-21-2024 [Games 1 and 2]
Strikeouts: 1, seven times (last: vs. St. Thomas, 4-21-2024 [Game 1])
Stolen Bases: 1, at Omaha, 4-14-2024
Sacrifice Bunts: 2, vs. St. Thomas, 4-21-2024 [Game 2]
Sacrifice Flies: N/A
Putouts: 11, vs. St. Thomas, 4-21-2024 [Game 2]
Assists: 5, at Dayton, 3-8-2024 [Game 2]
Errors: N/A

CAREER HIGHS

At-Bats: 4, five times (last: vs. Northern Colorado, 3-29-2024 [Game 2])
Runs: 3, vs. Dakota Wesleyan, 4-12-2023
Hits: 2, vs. Dakota Wesleyan, 4-12-2023, and vs. Northern Colorado, 3-29-2024 [Game 2]
RBIs: 3, at Briar Cliff, 4-11-2023
Doubles: 1, four times (last: vs. Northern Colorado, 5-13-2023)
Triples: N/A
Home Runs: 1, at Briar Cliff, 4-11-2023, and vs. Omaha, 4-16-2023 [Game 2]
Total Bases: 4, at Briar Cliff, 4-11-2023, and vs. Omaha, 4-16-2023 [Game 2]
Bases on Balls: 2, vs. Northern Colorado, 5-14-23 [Game 2], and at North Dakota State, 5-24-23
Hit By Pitch: 1, three times (last: vs. St. Thomas, 4-21-2024 [Game 2])
Strikeouts: 3, at North Dakota State, 5-26-2023
Stolen Bases: 1, at Omaha, 4-14-2024
Sacrifice Bunts: 2, vs. St. Thomas, 4-21-2024 [Game 2]
Sacrifice Flies: N/A
Putouts: 14, vs. Omaha, 4-16-2023 [Game 2], and at North Dakota State, 5-18-2023
Assists: 5, at Dayton, 3-8-2024 [Game 2]
Errors: 1, three times (last: at Minnesota, 5-16-2023)



SAM SCHLECHT

6-6, 225, Jr.
Right-Handed Pitcher
Maple Grove, Minnesota
Wayzata H.S.
Iowa Central CC

SEASON/CAREER HIGHS

Innings Pitched: 2.0, three times (last: vs. St. Thomas, 3-23-2024)
Hits Allowed: 4, at New Mexico, 2-24-2024 [Game 1], and vs. Northern Colorado, 3-29-2024 [Game 1]
Runs Allowed: 6, vs. Northern Colorado, 3-29-2024 [Game 1]
Earned Runs Allowed: 6, vs. Northern Colorado, 3-29-2024 [Game 1]
Bases on Balls: 4, at New Mexico State, 2-16-2024, and at Dayton, 3-8-2024 [Game 2]
Hit Batters: 3, at Dayton, 3-28-2024 [Game 2], and vs. Northern Colorado, 3-29-2024 [Game 1]
Strikeouts: 3, four times (last: vs. Northwestern (Iowa), 4-9-2024)
Doubles Allowed: 1, at New Mexico, 2-24-2024 [Game 1], and vs. St. Thomas, 3-23-2024
Triples Allowed: N/A
Home Runs Allowed: 3, vs. Northern Colorado, 3-29-2024 [Game 1]
Wild Pitches: 2, vs. St. Thomas, 3-23-2024
Putouts: N/A
Assists: 1, five times (last: vs. St. Thomas, 3-23-2024)
Errors: N/A

2024 JACKRABBIT BASEBALL SEASON/CAREER HIGHS



CARTER SINTEK
6-0, 175, R-Fr.
Infielder
Bennington, Nebraska
Fremont H.S.

SEASON/CAREER HIGHS

At-Bats: 6, at New Mexico, 2-23-2024
Runs: 4, at Oral Roberts, 3-16-2024
Hits: 3, at New Mexico, 2-23-2024
RBIs: 2, three times (last: at Dayton, 3-8-2024 [Game 1])
Doubles: 1, at New Mexico, 3-23-2024, and at Dayton, 3-8-2024 [Game 2]
Triples: 1, three times (last: at Dayton, 3-8-2024 [Game 1])
Home Runs: 1, at New Mexico, 2-22-2024, and at SIU-Edwardsville, 3-2-2024 [Game 1]
Total Bases: 6, at New Mexico, 2-23-2024
Bases on Balls: 2, at Dayton, 3-10-2024
Hit By Pitch: 2, at New Mexico, 2-22-2024, and at Oral Roberts, 3-16-2024
Strikeouts: 2, vs. St. Thomas, 3-23-2024
Stolen Bases: N/A
Sacrifice Bunts: 1, at Dayton, 3-10-2024
Sacrifice Flies: 1, at New Mexico, 2-24-2024 [Game 1]
Putouts: 3, five times (last: vs. St. Thomas, 3-22-2024)
Assists: 6, at New Mexico State, 2-17-2024, and at SIU-Edwardsville, 3-2-2024 [Game 1]
Errors: 1, four times (last: at Dayton, 3-8-2024 [Game 1])




CADE STUFF
6-0, 190, Sr.
Infielder
Great Falls, Montana
Charles M. Russell H.S.
Miles CC (Mont.)

SEASON HIGHS

At-Bats: 5, 10 times (last: at Omaha, 4-13-2024)
Runs: 3, vs. Northern Colorado, 3-29-2024 [Game 1]
Hits: 3, three times (last: vs. Northern Colorado, 3-29-2024 [Game 1])
RBIs: 3, at Oral Roberts, 3-16-2024, and vs. Northern Colorado, 3-29-2024 [Game 1]
Doubles: 1, seven times (last: vs. Northern Colorado, 3-28-2024)
Triples: 1, at North Dakota State, 4-6-2024 [Game 2]
Home Runs: 1, three times (last: vs. Northern Colorado, 3-29-2024 [Game 1])
Total Bases: 6, at New Mexico, 2-22-2024, and vs. Northern Colorado, 3-29-2024 [Game 1]
Bases on Balls: 3, vs. St. Thomas, 4-20-2024
Hit By Pitch: 1, four times (last: vs. Northwestern (Iowa), 4-9-2024)
Strikeouts: 3, at New Mexico State, 2-18-2024
Stolen Bases: N/A
Sacrifice Bunts: N/A
Sacrifice Flies: 2, at Oral Roberts, 3-16-2024
Putouts: 6, at Dayton, 3-8-2024 [Game 2], and at Omaha, 4-13-2024
Assists: 7, at Oral Roberts, 3-17-2024
Errors: 2, at North Dakota State, 4-6-2024 [Game 1]

CAREER HIGHS

At-Bats: 7, at Utah Tech, 3-5-2023
Runs: 3, vs. Dakota Wesleyan, 4-12-2023, and vs. Northern Colorado, 3-29-2024 [Game 1]
Hits: 4, at Lindenwood, 3-14-2023
RBIs: 3, at Oral Roberts, 3-16-2024, and vs. Northern Colorado, 3-29-2024 [Game 1]
Doubles: 2, at Little Rock, 2-18-2023, and at North Dakota State, 5-19-2023
Triples: 1, at Lindenwood, 3-14-2023, and at North Dakota State, 4-6-2024 [Game 2]
Home Runs: 1, eight times (last: vs. Northern Colorado, 3-29-2024 [Game 1])
Total Bases: 9, at Lindenwood, 3-14-2023
Bases on Balls: 3, vs. St. Thomas, 4-20-2024
Hit By Pitch: 2, at Purdue, 5-6-2023
Strikeouts: 4, vs. Omaha, 4-14-2023
Stolen Bases: 1, at Lindenwood, 3-14-2023, and at Northern Colorado, 3-24-2023 [Game 2]
Sacrifice Bunts: 1, at Minnesota, 3-8-2023, and vs. Iowa, 3-17-2023
Sacrifice Flies: 2, at Oral Roberts, 3-16-2024
Putouts: 6, three times (last: at Omaha, 4-13-2024)
Assists: 7, at Lindenwood, 3-14-2023, and at Oral Roberts, 3-17-2024
Errors: 3, vs. Northwestern (Iowa), 4-18-2023




JUDE SUNDQUIST
6-5, 230, R-Fr.
Right-Handed Pitcher
Chisholm, Minnesota
Chisholm H.S.

SEASON/CAREER HIGHS

Innings Pitched: 2.0, at Dayton, 3-10-2024
Hits Allowed: 3, at Dayton, 3-10-2024, and at Omaha, 4-13-2024
Runs Allowed: 5, vs. Northern Colorado, 3-29-2024 [Game 2]
Earned Runs Allowed: 3, vs. Northern Colorado, 3-29-2024 [Game 2]
Bases on Balls: 3, at Dayton, 3-8-2024 [Game 2], and at Kansas State, 3-13-2024
Hit Batters: 1, vs. Northern Colorado, 3-29-2024 [Game 2], and at Omaha, 4-13-2024
Strikeouts: 2, at Dayton, 3-8-2024 [Game 2]
Doubles Allowed: 1, vs. Northern Colorado, 3-29-2024 [Game 2]
Triples Allowed: 1, at Dayton, 3-10-2024
Home Runs Allowed: 1, vs. Northern Colorado, 3-28-2024
Wild Pitches: 3, at Dayton, 3-8-2024 [Game 2]
Putouts: N/A
Assists: N/A
Errors: N/A

2024 JACKRABBIT BASEBALL SEASON/CAREER HIGHS



DANE TOMAN
6-2, 190, Jr.
Right-Handed Pitcher
Bellevue, Nebraska
Bellevue West H.S.

SEASON HIGHS

No 2024 statistics

CAREER HIGHS

Innings Pitched: 6.0, at Briar Cliff, 4-11-2023

Hits Allowed: 6, at Oral Roberts, 4-30-2023

Runs Allowed: 6, at Oral Roberts, 4-30-2023

Earned Runs Allowed: 4, at Utah Tech, 3-4-2023 [Game 1], and at Oral Roberts, 4-30-2023

Bases on Balls: 5, at Little Rock, 2-18-2023

Hit Batters: 1, at Oral Roberts, 3-26-2022, and vs. North Dakota State, 3-31-2023 [Game 1]

Strikeouts: 5, at Briar Cliff, 4-11-2023

Doubles Allowed: 3, at Western Kentucky, 3-10-2023

Triples Allowed: N/A


Home Runs Allowed: 1, six times (last: vs. Northern Colorado, 5-14-2023 [Game 2])

Wild Pitches: 1, six times (last: at Western Illinois, 4-8-2023)

Putouts: 1, vs. Oral Roberts, 5-20-22, and at Oral Roberts, 4-30-2023

Assists: 1, three times (last: at Utah Tech, 3-4-2023 [Game 1])

Errors: N/A



MATTHEW WERK
5-11, 190, So.
Infielder
Madison Lake, Minnesota
Mankato East H.S.

SEASON HIGHS

At-Bats: 5, at Omaha, 4-13-2024, and vs. St. Thomas, 4-21-2024 [Game 1]

Runs: 1, six times (last: vs. St. Thomas, 4-21-2024 [Game 2])

Hits: 2, vs. Northwestern (Iowa), 4-9-2024, and vs. St. Thomas, 4-21-2024 [Game 2]

RBIs: 4, vs. Northwestern (Iowa), 4-9-2024

Doubles: 1, at North Dakota State, 4-5-2024, and vs. St. Thomas, 4-21-2024 [Game 1]

Triples: N/A

Home Runs: 1, vs. Northwestern (Iowa), 4-9-2024

Total Bases: 5, vs. Northwestern (Iowa), 4-9-2024

Bases on Balls: 1, vs. Northern Colorado, 3-29-2024 [Game 2], and at North Dakota State, 4-6-2024 [Game 1]

Hit By Pitch: 1, vs. Northern Colorado, 3-29-2024 [Game 2], and vs. St. Thomas, 4-20-2024

Strikeouts: 3, at Omaha, 4-13-2024, and vs. St. Thomas, 4-21-2024 [Game 1]

Stolen Bases: 1, at Creighton, 3-19-2024, and at North Dakota State, 4-6-2024 [Game 1]

Sacrifice Bunts: 1, at North Dakota State, 4-6-2024 [Game 2]

Sacrifice Flies: N/A

Putouts: 3, at Kansas State, 3-13-2024, and vs. St. Thomas, 4-20-2024

Assists: 5, vs. St. Thomas, 4-21-2024 [Game 1]

Errors: 1, three times (last: vs. St. Thomas, 4-21-2024 [Game 1])

CAREER HIGHS

At-Bats: 5, three times (last: vs. St. Thomas, 4-21-2024 [Game 1])

Runs: 2, vs. Northwestern (Iowa), 4-18-2023

Hits: 2, four times (last: vs. St. Thomas, 4-21-2024 [Game 2])

RBIs: 4, vs. Northwestern (Iowa), 4-9-2024

Doubles: 1, at North Dakota State, 4-5-2024, and vs. St. Thomas, 4-21-2024 [Game 1]

Triples: N/A

Home Runs: 1, at Purdue, 5-7-2023, and vs. Northwestern (Iowa), 4-9-2024

Total Bases: 5, vs. Northwestern (Iowa), 4-9-2024

Bases on Balls: 2, at Briar Cliff, 4-11-23, and vs. Northwestern (Iowa), 4-18-23

Hit By Pitch: 1, vs. Northern Colorado, 3-29-2024 [Game 2], and vs. St. Thomas, 4-20-2024

Strikeouts: 3, three times (last: vs. St. Thomas, 4-21-2024 [Game 1])

Stolen Bases: 1, four times (last: at North Dakota State, 4-6-2024 [Game 1])

Sacrifice Bunts: 1, at North Dakota State, 4-6-2024 [Game 2]

Sacrifice Flies: 1, vs. Northwestern (Iowa), 4-18-2023

Putouts: 4, vs. Dakota Wesleyan, 4-12-2023

Assists: 5, vs. Dakota Wesleyan, 4-12-2023, and vs. St. Thomas, 4-20-2024

Errors: 1, three times (last: vs. St. Thomas, 4-21-2024 [Game 1])