



JACKRABBIT BASEBALL

South Dakota State University Athletics

Jackrabbit Athletic Communications • 2820 HPER Center • Brookings, SD 57007-1497
Baseball Contact/Assistant AD Athletic Communications: Jason Hove •
E-mail: Jason.Hove@sdstate.edu • Office Phone: (605) 688-4623 • Mobile: (605) 695-1827
Twitter: @GoJacksBaseball • Website: www.GoJacks.com

PROBABLE STARTING LINEUP

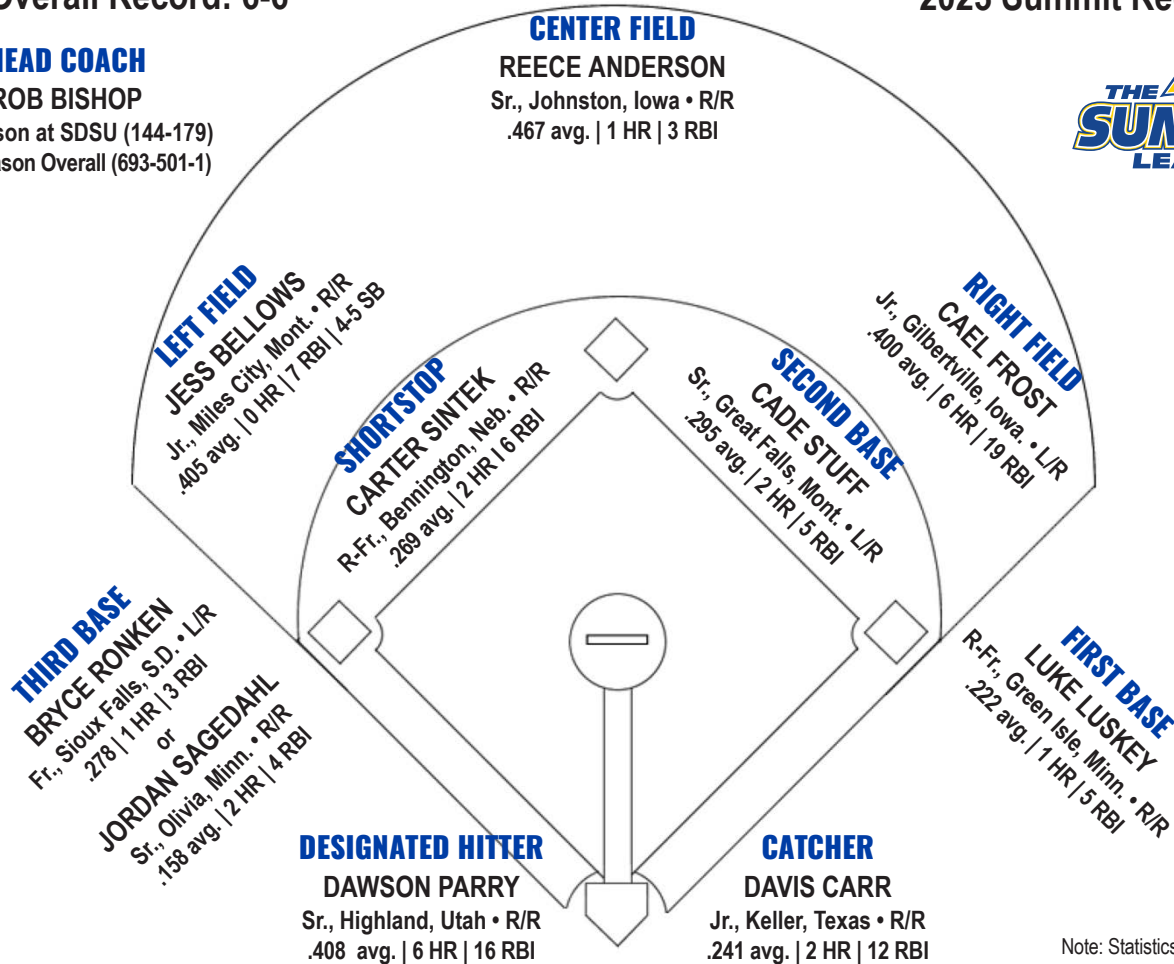
2024 Overall Record: 6-6

2023 Summit Record: 13-11

HEAD COACH

ROB BISHOP

8th Season at SDSU (144-179)
23rd Season Overall (693-501-1)



Note: Statistics from 2024 season


PROBABLE STARTING PITCHERS — SERIES AT DAYTON

GAME 1

Friday, March 8 • noon ET

NIC McCAY

Sr. • RHP • Carlisle, Iowa



- 0-0 record
- 3.38 ERA in 2 start
- 12 K, 2 BB in 8.0 IP
- .281 opponent batting average

GAME 2

Saturday, March 9 • noon ET

JAKE GOBLE

Jr. • RHP • Rapid City, S.D.



- 1-1 record
- 4.08 ERA in 3 starts
- 15 K, 6 BB in 17.2 IP
- .257 opponent batting avg.

GAME 3

Saturday, March 9 • 3:30 p.m. ET


TO BE DETERMINED

GAME 4

Sunday, March 10 • noon ET

ARLEN PETERS

Jr. • RHP • Schanzenfeld, Man.



- 0-0 record
- 5.79 ERA in 3 starts
- 14 K, 11 BB in 14.0 IP
- .263 opponent batting avg.

2024 SCHEDULE

FEBRUARY

16	at New Mexico State	L, 6-8
17	at New Mexico State	L, 9-13
18	at New Mexico State	W, 8-5
19	at New Mexico State	W, 11-10
22	at New Mexico	W, 11-5
23	at New Mexico	L, 11-12
24	at New Mexico [DH]	L, 8-9/L, 2-13 (7)

MARCH

1	at Southern Illinois-Edwardsville	W, 6-3
2	at SIUE [DH]	W, 8-1/W, 5-4
3	at SIUE	L, 5-6
8	at Dayton	noon ET
9	at Dayton [DH]	noon ET
10	at Dayton	noon ET
13	at Kansas State	3 p.m.
15	*at Oral Roberts	6 p.m.
16	*at Oral Roberts	2 p.m.
17	*at Oral Roberts	1 p.m.
19	at Creighton	6 p.m.
22	*at St. Thomas	3 p.m.
23	*at St. Thomas	1 p.m.
24	*at St. Thomas	1 p.m.
28	*NORTHERN COLORADO	3 p.m.
29	*NORTHERN COLORADO	1 p.m.
30	*NORTHERN COLORADO	1 p.m.

APRIL

2	at Minnesota [at Siebert Field]	3 p.m.
5	*at North Dakota State	3 p.m.
6	*at North Dakota State	2 p.m.
7	*at North Dakota State	1 p.m.
9	NORTHWESTERN (Iowa)	3 p.m.
12	*at Omaha	6 p.m.
13	*at Omaha	2 p.m.
14	*at Omaha	1 p.m.
17	at Minnesota [at Siebert Field]	6 p.m.
19	*ST. THOMAS	3 p.m.
20	*ST. THOMAS	1 p.m.
21	*ST. THOMAS	1 p.m.
24	DAKOTA WESLEYAN	3 p.m.
26	*ORAL ROBERTS	3 p.m.
27	*ORAL ROBERTS	1 p.m.
28	*ORAL ROBERTS	1 p.m.

MAY

3	*at Northern Colorado	2 p.m. MT
4	*at Northern Colorado	noon MT
5	*at Northern Colorado	noon MT
6	at Air Force	1 p.m. MT
8	at Nebraska	6 p.m.
10	*NORTH DAKOTA STATE	3 p.m.
11	*NORTH DAKOTA STATE	1 p.m.
12	*NORTH DAKOTA STATE	1 p.m.
14	at Kansas State	6 p.m.
16	*OMAHA	3 p.m.
17	*OMAHA	1 p.m.
18	*OMAHA	1 p.m.
22-25	at Summit League Baseball Championship (Tulsa, Okla. – if qualified)	

*Summit League game

Home games in CAPS

DH denotes doubleheader

All start times Central Time unless noted otherwise

Jacks start Spring Break trip with series at Dayton

Athletic Communications Contact: Jason Hove

March 6, 2024

BROOKINGS, S.D. — After nearly sweeping a four-game series last weekend, the South Dakota State baseball team is back on the road for another four-game set. This time, Ohio is the destination as the Jackrabbits take on the University of Dayton.

Action each of the three days at Woerner Field at AES Ohio Stadium is slated for noon Eastern Time (11 a.m. Central). The series is scheduled to consist of single games Friday and Sunday with a doubleheader on Saturday.

SDSU enters the week with a 6-6 overall record. The Jackrabbits won the first three games of a series last weekend at Southern Illinois-Edwardsville before dropping a 6-5, 10-inning decision in the finale.

The series with Dayton marks the start of a three-city, nine-day road trip that concludes with the Jackrabbits' first Summit League series March 15-17 at defending champion Oral Roberts.

Dayton, meanwhile, moved a game above the .500 mark at 6-5 with a 6-2 home victory over Toledo on Wednesday. The Flyers, who defeated sixth-ranked Vanderbilt earlier this season, also claimed the final two games of a three-game set last weekend at High Point.

Updates of Jackrabbit baseball will be available throughout the weekend via Twitter (@GoJacksBaseball) and through GoJacks.com.

THE SERIES: Friday's game between the Jackrabbits and Dayton will mark their first-ever meeting on the baseball diamond.

SDSU last played a team from the state of Ohio during the 2014 season, when the Jackrabbits posted an 11-9 victory over NCAA Division III member Baldwin Wallace in a game played in Port Charlotte, Florida. The Jackrabbits played two games against Ohio State the previous season in the same location.

SHORT HOPS: Following are some quick notes regarding the South Dakota State baseball team:

- The Jackrabbits have scored first in 10 of their 12 games so far this season and hold a 6-4 record when scoring first. SDSU has tallied at least one run in the first inning eight times and has outscored their opponents by a 14-7 margin in the opening frame.
- SDSU pitchers combined to limit New Mexico State to only one hit in the Jackrabbits' Feb. 18 victory. However, Jackrabbit hurlers issued 14 free passes in the game — 12 walks and two hit batters.

• Jackrabbit pitchers came into the SIUE series having walked 71 batters in 65 innings. SDSU hurlers dramatically improved on those numbers last weekend by combining for only 14 bases on balls 34 1/3 innings on the mound.

• SDSU has turned 10 double plays this season, including three in the Feb. 24 series finale at New Mexico.

• The Jackrabbits won two games in the SIUE series in their last at-bat, scoring three times in the top of the ninth in the March 1 series opener and putting together a game-winning three-run frame in the top of the seventh inning in the second game of a March 2 doubleheader. SDSU also won in its last at-bat on Feb. 18 at New Mexico State on a ninth-inning grand slam by Dawson Parry.

• Cael Frost hit a two-run home run in his first at-bat as a Jackrabbit in the top of the first inning of the Feb. 16 season opener at New Mexico State.

• Alex Clemons earned the first two saves of his career in finishing off Jackrabbit wins over SIUE on March 1 (6-3) and March 2 (Game 2, 5-4). Clemons struck out the side in order in his March 1 appearance.

• Arlen Peters became the first Jackrabbit pitcher in two seasons to post double digits in strikeouts in an appearance. Peters fanned 10 SIUE batters over seven innings in the March 3 series finale before settling for a no-decision. Ryan Bourassa K'd 12 Oral Roberts batters in March 2022 for the last double-digit strikeout performance by an SDSU hurler.

THE SUMMIT LEAGUE

2024 PRESEASON POLL

1. Oral Roberts (5)	42
2. North Dakota State (1)	36
3. South Dakota State	24
4. Omaha	30
5. Northern Colorado	12
6. St. Thomas	17

2024 STANDINGS

SCHOOL	OVERALL	CONF.
South Dakota State	6-6	0-0
Oral Roberts	6-7	0-0
St. Thomas	5-7	0-0
North Dakota State	2-9	0-0
Omaha	0-10	0-0
Northern Colorado	0-12	0-0

Note: Standings through games played March 6, 2024



2023 MISCELLANEOUS STATS

MULTI-HIT GAMES		HITTING STREAKS	
Dawson Parry	8	Jess Bellows	[^] 19
Cael Frost	7	Cael Frost	10
Jess Bellows	5	Reece Anderson	4
Carter Sintek	4	Dawson Parry	4
Cade Stuff	4	Dagen Schramm	2

MULTI-RBI GAMES		REACHED BASE STREAKS	
Cael Frost	6	Jess Bellows	[^] 29
Davis Carr	4	Cael Frost	10
Dawson Parry	4	Luke Luskey	10
Carter Sintek	2	Davis Carr	8
Reece Anderson	1	Carter Sintek	5
Jess Bellows	1	Reece Anderson	4
Luke Luskey	1	Dawson Parry	4
Bryce Ronken	1		
Jordan Sagedahl	1	[^] Streak dates back to 2023	
Cade Stuff	1		

• Davis Carr has driven in 12 runs so far this season on only seven hits. Carr tallied a three-run double in the Feb. 22 series opener at New Mexico, followed by a two-run double and RBI single the next day to collect six RBIs in the series.

• Center fielder Reece Anderson returned to the Jackrabbit lineup by starting the first two games of the series at SIUE. Anderson had missed seven games due to an injury suffered in the season-opening series at New Mexico State. The Johnston, Iowa, native marked his return to the top of the batting order by batting .375 (3-for-8) with an RBI and three runs scored.

• Parry set an SDSU single-game record by drawing five bases on balls in the Feb. 19 series finale at New Mexico State. Parry doubled in his only official at-bat in the sixth inning after walking his first three times to the plate, including twice intentionally. The previous record of four walks in a game was shared by four players, including Ryan McDonald in 2023.

PEAK PLAYERS: South Dakota State swept the TicketSmarter Summit League baseball weekly awards Monday with outfielder Cael Frost earning the Peak Performer honor and right-hander Jake Goble receiving Peak Pitcher recognition.

A junior from Gilbertville, Iowa, Frost led the Jackrabbits at the plate in winning three of four games in a weekend series from SIU-Edwardsville. He batted .444 (8-for-18) with two home runs, three doubles and eight runs batted in, also compiling a .944 slugging percentage. Frost's second home run of the series was a three-run blast in the top of the seventh inning that allowed SDSU to complete a sweep of a March 2 doubleheader.

Frost hit safely in all four games to extend his hitting streak to 10 games and recorded three multi-hit games. He joined Dawson Parry on Feb. 19 as Jackrabbit players to receive the weekly Peak Performer award this season.

Goble, a junior from Rapid City, recorded career highs of eight strikeouts and eight innings pitched en route to the win in the first game of the March 2 twinbill. He allowed one run while scattering five hits — all singles — and walking one. He retired nine batters in a row in one stretch between the fifth and eighth innings.

PRESEASON POLL: South Dakota State has been picked to finish third in the 2024 Summit League baseball race, according to a preseason poll conducted among the league's head coaches that was announced in mid-February.

The Jackrabbits completed the 2023 season with a 24-28 overall record. After finishing third in the Summit League regular season standings with a 13-11 mark in league play, SDSU advanced to the title game of the Summit League tournament.

Defending champion Oral Roberts was again tabbed as the favorite, earning five first-place votes and 25 points. North Dakota State received the other first-place vote and was second in the poll with 21 points, followed by the Jackrabbits with 16 points.

Omaha (13), Northern Colorado (9) and St. Thomas (6) rounded out the six-team poll.

In addition, senior Dawson Parry was named a Summit League Player to Watch and junior Alex Clemons was tabbed as a Summit League Pitcher to Watch.

A first baseman from Highland, Utah, Parry is the team's top returning hitter after posting a .322 batting average with 10 home runs and 39 runs batted in during the 2023 campaign. Parry also hit 10 home runs in his first season with the Jackrabbits in 2022.

Clemons, a right-hander from Bettendorf, Iowa, appeared in 19 games with two starts during the 2023 season and is expected to move into the closer's role this season. He totaled 42 strikeouts in only 30 2/3 innings last year.

Summit League play will consist of a 30-game, double round-robin schedule, starting March 15-17 when the Jackrabbits play a three-game series at Oral Roberts. The four-team Summit League Baseball Championship is slated for May 22-25 in Tulsa, Oklahoma.

SUMMIT LEAGUE SUCCESS: South Dakota State has been a consistent winner in The Summit League since it became a league member more than a decade ago. Now in its 15th season as a member of The Summit League, the Jackrabbits have compiled a 215-176 (.550 winning percentage) record in regular season conference games. SDSU has posted a .500 or better record in league play 10 times and has qualified for the four-team postseason tournament 13 out of the 14 years it has been eligible.

The Jackrabbits shared a Summit League regular season title in 2010 and won the Summit postseason tournament in 2013.

2024 TEAM GAME HIGHS

TEAM – BATTING

AT-BATS: 45, at New Mexico, 2-23-24
RUNS SCORED: 11, three times (last: at New Mexico, 2-23-24)
HITS: 19, at New Mexico, 2-23-24
RUNS BATTED IN: 11, at New Mexico State, 2-19-24
DOUBLES: 6, at New Mexico, 2-23-24
TRIPLES: 2, at New Mexico, 2-24-24 [Game 2]
HOME RUNS: 4, at New Mexico, 2-22-24
TOTAL BASES: 33, at New Mexico, 2-23-24
BASES ON BALLS: 11, at New Mexico State, 2-19-24
STRIKEOUTS: 14, at New Mexico State, 2-18-24, and at New Mexico, 2-22-24
STOLEN BASES: 4, at New Mexico, 2-23-24
SACRIFICE BUNTS: 2, at New Mexico, 2-23-24
SACRIFICE FLIES: 2, at New Mexico, 2-24-24 [Game 1]
HIT BY PITCH: 3, at New Mexico State, 2-19-24, and at New Mexico, 2-22-24
RUNNERS LEFT ON BASE: 12, at New Mexico State, 2-19-24
HIT INTO DOUBLE PLAY: 4, at New Mexico, 2-24-24 [Game 1]

TEAM – FIELDING

PUTOUTS: 28, at SIUE, 3-3-24
ASSISTS: 15, at New Mexico State, 2-19-24
ERRORS: 4, at New Mexico State, 2-19-24
DOUBLE PLAYS: 3, at New Mexico, 2-24-24 [Game 2]

TEAM – PITCHING

INNINGS PITCHED: 9.1, at SIUE, 3-3-24
MOST RUNS ALLOWED: 13, at New Mexico State, 2-17-24, and at New Mexico, 2-24-24 [Game 2]
FEWEST RUNS ALLOWED: 1, at SIUE, 3-2-24 [Game 1]
MOST WALKS ALLOWED: 12, at New Mexico State, 2-18-24
FEWEST WALKS ALLOWED: 3, three times (last: at SIUE, 3-2-24 [Game 2])
STRIKEOUTS: 12, at SIUE, 3-3-24
MOST HITS ALLOWED: 16, at New Mexico, 2-23-24
FEWEST HITS ALLOWED: 1, at New Mexico State, 2-18-24
HOME RUNS ALLOWED: 2, at New Mexico State, 2-16-24, and at New Mexico, 2-24-24 [Game 2]
WILD PITCHES: 5, at New Mexico State, 2-18-24, and at New Mexico, State, 2-19-24
HIT BATTERS: 4, at New Mexico, 2-24-24 [Game 2]

SUMMIT AWARD WINNERS: Four Jackrabbit players who earned all-Summit League recognition last season return to the lineup in 2024.

Leading the returning contingent is second baseman Cade Stuff, who received second-team recognition in 2023. A native of Great Falls, Montana, Stuff shared the team lead with 16 doubles while batting .286 with five home runs and 24 runs batted in.

Also returning among position players are honorable mention selections Dawson Parry at first base and center fielder Reece Anderson.

Parry was one of two Jackrabbits to start all 52 games last season, finishing 2023 with a .322 batting average along with 10 home runs and 39 runs batted in.

Anderson moved into the leadoff spot late in the 2023 campaign and responded by posting a .286 batting average with five homers and 28 RBIs. The Johnston, Iowa, native also excelled in the field, committing only one error in 126 defensive chances that included three outfield assists. He later was named to the all-tournament team at the Summit League Baseball Championship for the second time in his career.

Representing the Jackrabbit pitching staff on the year-end awards list was right-handed starter Jake Goble. A Rapid City native, Goble closed out his sophomore season by tying for the team lead in victories after notching a 5-3 record over 15 appearances with 11 starts. He finished the year with a 4.32 ERA in a team-high 58 1/3 innings, and limited the opposition to a .240 batting average.

POWER SURGE: The Jackrabbits dramatically increased their power numbers over the last two seasons, topping the 60-home run mark in both 2022 and 2023.

South Dakota State finished the 2022 season with a league-leading 62 home runs, followed by a school-record 89 round-trippers in 2023. The Jackrabbits have picked up right where they left off, slugging a total of 25 home runs in their first 12 games of the 2024 campaign. SDSU hit at least one home run in all 12 games, highlighted by four round-trippers in the series-opening win at New Mexico on Feb. 22.

The Jackrabbits began the week ranked eighth among NCAA Division I teams with 25 total home runs and 14th with an average of 2.08 home runs per game.

Dawson Parry and newcomer Cael Frost currently share the team lead with five home runs each, followed by five players with two apiece. Ten different Jackrabbits have hit a home run so far this season, including Jordan Sagedahl and redshirt freshman Luke Luskey joining the group last weekend at SIUE.

SDSU hit at least one home run in each of its first nine games last season and had an 11-game home run streak later in the season. Overall, the Jacks hit a home run in 38 of 52 contests during the 2023 campaign, including a season-best seven homers two times.

The Jackrabbits finished the 2023 season ranked 29th among NCAA Division I teams with an average of 1.71 home runs per game and 40th with a .505 slugging percentage.

Individually, four Jackrabbits reached double figures in the home run category in 2023. All-region catcher Ryan McDonald, who was on a pace to shatter a number of SDSU single-season records before missing the final month of the season due to injury, still managed to lead the squad with 17 home runs. Nic Nelson, who recorded a pair of three-home run games in May, wound up with 16 home runs, followed by 15 from Luke Ira and 10 by Dawson Parry. Of that group, only Parry returns to the lineup in 2024.

Thirteen different Jackrabbit players hit at least one home run last season.

During the 2022 season, SDSU homered in 26 of its last 28 games, which included a school-record streak of 18 consecutive games with a homer from March 19-May 6, 2022.

ROAD WARRIORS: As has been the norm for college baseball programs from northern states, SDSU will spend most of the first two months of the season away from home.

The Jackrabbits are scheduled to play their first 24 games of the season on the road, covering seven different states. After playing the first eight games of the season in the state of New Mexico (New Mexico State, Feb. 16-19; New Mexico Feb. 22-24), the Jacks also have nonconference series scheduled at Southern Illinois-Edwardsville (March 1-3), Dayton (March 8-10), as well as Summit League series at Oral Roberts (March 15-17) and St. Thomas (March 22-24). Mid-week games at Kansas State (March 13) and Creighton (March 19) also are part of the early season slate.

SDSU's home opener is slated for March 28, when the Jackrabbits host Northern Colorado to kick off a three-game Summit League series.

2024 INDIVIDUAL GAME HIGHS

INDIVIDUAL – BATTING

AT-BATS: 6, four times

RUNS SCORED: 2, 19 times (last: by Jordan Sagedahl, at SIUE, 3-3-24)

HITS: 3, nine times (last: by Cade Stuff, vs. SIUE, 3-2-24 [Game 1])

RUNS BATTED IN: 5, by Dawson Parry, at New Mexico State, 2-18-24

DOUBLES: 2, by Bryce Ronken, at New Mexico, 2-23-24, and by Cael Frost, at New Mexico, 2-24-24 [Game 1]

TRIPLES: 1, three times (twice by Carter Sintek)

HOME RUNS: 2, by Dawson Parry, at New Mexico State, 2-18-24, and by Jordan Sagedahl, at SIUE, 3-3-24

TOTAL BASES: 8, four times (last: by Jordan Sagedahl, at SIUE, 3-3-24)

BASES ON BALLS: ^5, by Dawson Parry, at New Mexico State, 2-19-24

STRIKEOUTS: 3, three times (last: by Bryce Ronken, at New Mexico, 2-24-24 [Game 1])

STOLEN BASES: 2, by Jess Bellows, at New Mexico State, 2-18-24

SACRIFICE BUNTS: 1, three times (last: by Jordan Sagedahl, vs. SIUE, 3-1-24)

SACRIFICE FLIES: 1, four times

HIT BY PITCH: 2, by Jess Bellows, at New Mexico State, 2-18-24, and by Carter Sintek, at New Mexico, 2-22-24

INDIVIDUAL – FIELDING

PUTOUTS: 13, by Luke Luskey, at SIUE, 3-2-24 [Games 1 and 2]

ASSISTS: 6, by Carter Sintek, at New Mexico State, 2-17-24, and at SIUE, 3-2-24 [Game 1]

ERRORS: 2, by Dylan Driessen and Davis Carr, at New Mexico State, 2-19-24

INDIVIDUAL – PITCHING

INNINGS PITCHED: 8.0, by Jake Goble, at SIUE, 3-2-24 [Game 1]

RUNS ALLOWED: 7, by Jake Goble, at New Mexico State, 2-17-24, and by Jack Kruger, at New Mexico State, 2-19-24

EARNED RUNS ALLOWED: 7, by Jack Kruger, at New Mexico State, 2-19-24

HITS ALLOWED: 11, by Jack Kruger, at New Mexico State, 2-19-24

HOME RUNS ALLOWED: 1, five times

STRIKEOUTS: 10, by Arlen Peters, at SIUE, 3-3-24

MOST WALKS ALLOWED: 7, by Alex Clemons, at New Mexico State, 2-18-24, and by Dylan Driessen, at New Mexico State, 2-19-24

HIT BATTERS: 3, by Will Kent, at New Mexico, 2-24-24 [Game 2]

WILD PITCHES: 3, by Alex Clemons, at New Mexico State, 2-18-24, and by Jack Kruger, at New Mexico State, 2-19-24

During the 2023 season, SDSU played its first 26 games outside the state of South Dakota. Due to inclement weather and unplayable field conditions, the Jackrabbits managed to play only one true home game at Erv Huether Field last season. A Summit League series against North Dakota State in late March/early April was moved to the Omaha (Neb.)/Council Bluffs (Iowa) area, with three other games played in Sioux Falls. Seven other games slated to be played on the Brookings-based campus at Erv Huether Field were moved across town to the municipally run Bob Shelden Field.

BELLOWS LOOKS FOR RECORD STREAK: Jess Bellows has successfully carried over a pair of streaks into the first quarter of the 2024 season.

A junior outfielder from Miles City, Montana, Bellows ended the 2023 campaign on a nine-game hitting streak and also reached base safely in the Jackrabbits' final 19 games. His hitting streak, which is now a career-best 19 games, began with a 4-for-5 effort at the plate in the second game of a May 14 doubleheader against Northern Colorado, while his final performance of last season was a 3-for-4 afternoon against Oral Roberts in the title game of the Summit League Baseball Championship May 27 in Fargo, North Dakota, that included his lone home run in 2023.

Combined, Bellows is hitting .417 (30-for-72) during his 19-game hitting streak. He went 15-of-35 (.429 batting average) during the final nine games of 2023 and drove in seven runs, ending the 2023 season with a .293 batting average. In 10 games so far this season, Bellows is batting .405 (15-for-37), adding seven RBIs and a team-best four stolen bases.

Bellows now shares the Jackrabbit record for longest hitting streak during the Division I era (since 2005) at 19 games. Tyson Fisher (2006) and Matt Johnson (2016) previously put together single-season 19-game streaks.

Bellows' current 29-game streak of reaching base safely began with a 2-for-4 performance in an April 24, 2023, series finale versus St. Thomas.

SINTEK AT SHORT: Redshirt freshman Carter Sintek has taken up the mantle at shortstop to start the 2024 season. A native of Bennington, Nebraska, Sintek was in line to contribute last year, but suffered an injury just before the start of the 2023 season that led to him taking a redshirt year.

Sintek will attempt to replace some of the production lost by the graduation of Luke Ira, who made 166 consecutive starts since late in the 2019 season, including 147 at shortstop. Ira finished his career ranked in all-time program top 10s for at-bats (second, 836); assists (second, 472); games played (fourth, 210); total bases (ninth, 367); hits (10th, 218), and home runs (10th, 30).

After some struggles at the plate during the opening weekend of the season, Sintek turned in a strong series against New Mexico by going 8-for-17 (.471 batting average) with four runs batted in. He doubled, tripled twice and hit his first collegiate home run while compiling a .941 slugging percentage.

MCCAY COMES BACK AGAIN: For the second time in his collegiate career, pitcher Nic McCay is on the comeback trail.

The senior right-hander from Carlisle, Iowa, made a successful return to the mound in the Feb. 22 series opener at New Mexico by tossing three scoreless innings in a starting role. He ended his stint with seven strikeouts, including striking out the side in each of the first two innings, while walking one and allowing one hit.

McCay had missed three of the last four seasons due to injury, including the entire 2023 campaign. Previously, he was sidelined during both the 2020 and 2021 seasons.

McCay began his Jackrabbit career by earning Freshman All-America honors from *Collegiate Baseball* in 2019 after posting a 6-1 record with a 4.08 earned run average over 14 starts. He also struck out 83 batters in 79 1/3 innings en route to second-team all-Summit League recognition.

In 2022, McCay marked his initial comeback by leading the team with 68 strikeouts and 68 1/3 innings pitched in 14 starts. He was honored on the all-Summit League Second Team for the second time in his career as he ended that season with a 4-4 record.

A native of Carlisle, Iowa, McCay enters Friday's scheduled start with 163 career strikeouts, putting him three away from tying current Los Angeles Dodgers reliever Blake Treinen (166 strikeouts from 2010-11) for the 10th spot on the SDSU career charts.

COACH BISHOP

AT HURON UNIVERSITY

- 38-18 record in one season (2000)

AT MILES CITY COMMUNITY COLLEGE

- 377-151 in 10 seasons (2001-10)

AT MONTANA STATE-BILLINGS

- 134-153-1 in six seasons (2011-16)

AT SOUTH DAKOTA STATE

- 144-179 in eight seasons (2017-present)

– 26-24 in 2017

– 18-32 in 2018

– 28-22 in 2019

– 5-12 in 2020

– 15-32 in 2021

– 22-23 in 2022

– 24-28 in 2023

– 6-6 in 2024

CAREER TOTALS

- 693-501-1 in 25 seasons (2000-present)

McCay's 83 strikeouts his freshman season rank ninth on the Jackrabbit single-season chart, while his 30 career starts put him in 10th place in program history.

SAGEDAHL A JACK OF MANY TRADES: Senior Jordan Sagedahl began the 2024 season as the Jackrabbits' Opening Day starter at third base, but has shown the ability to play wherever needed during his collegiate career.

Sagedahl had seen the bulk of his action over the past two seasons at second base after playing 39 games at third base as a freshman in 2021. He made 16 appearances at second base in 2023, as well as seven at catcher, four at third base and two as the designated hitter.

In addition, Sagedahl made four pitching appearances — all in relief — last season. He posted a 1-0 record with one save while striking out 11 batters in 8 1/3 innings of work.

Sagedahl made his first start of the season at catcher in the March 3 series finale at SIUE and responded with the first two-home run game of his career. He also recorded 12 putouts in the contest behind a 10-strikeout performance by Arlen Peters.

TRANSFERS PROVIDE REINFORCEMENTS: The Jacks will count on contributions from six transfers in their attempt to climb to the top of The Summit League in 2024.

The pitching staff welcomes three newcomers, including right-hander Arlen Peters, who was the team's Opening Day starter. A native of Schanzenfeld, Manitoba, Peters began his collegiate career in the Kansas junior college ranks, pitching at Johnson County Community College in 2021 and Kansas City Community College in 2022. He was an all-conference selection in 2022 after turning in a 6-2 record, but missed the 2023 campaign due to injury.

He has moved down the rotation in recent weeks and currently ranks second on the team with 14 strikeouts in 14 innings of work.

Expected to contribute in a setup role is another right-hander, Sam Schlecht. A native of Maple Grove, Minnesota, Schlecht began his collegiate career at Summit League rival St. Thomas before spending the 2023 season at Iowa Central Community College, where he led the squad with 87 strikeouts in 72 inning and posted a 6-5 record.

Rounding out the pitching additions is Alex Koep. The left-hander from Parkers Prairie, Minnesota, was an NCAA Division II All-America selection and earned Northern Sun Inter-collegiate Conference Pitcher of the Year honors in 2023. He compiled a 7-1 record with a 2.43 ERA last season as a starter, but has most of his innings out of the bullpen this season as a setup man and alternate closer with the Jackrabbits. Koep recorded his first win as a Jackrabbit by pitching four strong innings of relief in the Feb. 22 series-opening win at New Mexico.

Among position players, outfielder Cael Frost headlines the list of newcomers after earning all-region recognition at Kirkwood Community College (Kan.). Frost batted .379 in each of his two junior college seasons, tallying 12 home runs, 17 doubles and a triple with 55 RBIs as a sophomore.

Frost has been the Jackrabbits' primary right fielder and has responded by batting .400 (22-for-55) with six home runs and 19 RBIs in the first three series of the year.

Catchers Davis Carr and Jayden Gibson are both expected to bolster the Jackrabbit defense from behind the plate. Carr is a junior who most recently played at Walla Walla Community College (Wash.), while Gibson is a graduate transfer who began his career at Western Illinois before moving on to Parkland College (Ill.).

COACH BISHOP: Rob Bishop, who has guided college baseball teams to more than 600 victories, was named head baseball coach at South Dakota State University on Aug. 1, 2016. Bishop is the ninth head coach in program history and the fourth in the Division I era of Jackrabbit baseball.

Now in his eighth season with the Jackrabbits, Bishop holds a 141-178 record at SDSU, including an 86-74 mark in Summit League regular season games. He recorded his 100th win with the Jackrabbits on April 3, 2022, as SDSU posted a 2-1 victory at St. Thomas.

In his first season, Bishop's 2017 squad returned to the winning side of the ledger with a 26-24 overall mark, including an 18-12 record for a third-place finish in The Summit League standings. SDSU won its opening-round game in the Summit League Baseball Championship, 6-5, over second-seeded North Dakota State.

In 2018, SDSU overcame a slow start to post a winning record in Summit League play at 14-13 and went on to reach the title game of the Summit League Baseball Championship. The Jackrabbits finished with an 18-32 overall record during a campaign in which they played only six home games.

QUICK FACTS

NAME OF SCHOOL: South Dakota State University
CITY/ZIP: Brookings, SD 57007
ENROLLMENT: 11,505 (fall 2023)
COLORS: Yellow and Blue
HOME STADIUM: Erv Huether Field (600 capacity)
PRESIDENT: Dr. Barry H. Dunn
ATHLETIC DIRECTOR: Justin Sell
2023 OVERALL RECORD: 24-28
2023 SUMMIT LEAGUE RECORD: 13-11 (third place)
HOME RECORD: 10-1
AWAY/NEUTRAL RECORD: 13-22/1-5
POSITION STARTERS RETURNING/LOST: 5/4
ALL-TIME RECORD: 1,415-1,182-5
FIRST YEAR OF BASEBALL: 1947
NCAA DIVISION I POSTSEASON APPEARANCES: One/2013
NCAA DIVISION II POSTSEASON APPEARANCES: Nine (last in 1995)

HITTING STREAKS — DIVISION I ERA

Tyson Fisher	2006	19
Matt Johnson	2016	19
Jess Bellows	2023-24	^19
Luke Ringhofer	2015	17
Matt Johnson	2017	17
Nick Adams	2006	16
Luke Ringhofer	2017	16
Stephen Turner	2009	15
John Lee	2010	15
Beau Hanowski	2011	15
Zach Coppola	2015	15

^ Last nine games of 2023, first 10 games played in 2024 (active streak)

SDSU bounced back in 2019, posting a 28-22 overall record that included a second-place mark of 19-10 in Summit League play. The Jackrabbits won or split nine of the 10 league series in regular season play en route to making an appearance in the four-team Summit League Baseball Championship for the 10th time in 11 years.

The 2020 season was canceled just before the start of Summit League play, with SDSU posting a 5-12 record in the first month of the season. The Jackrabbits recorded wins at Minnesota, Air Force and Kansas State the final week of the pandemic-shortened campaign.

When play resumed in the spring of 2021, the Jackrabbits posted a 15-32 overall record and suffered their first losing season in league play since 2016, but managed to earn the fourth and final spot in the Summit League Baseball Championship.

SDSU used a powerful offense to return to the Summit League tournament in 2022 after posting a 13-9 record in league play. The Jackrabbits, who doubled up the opposition in home runs by a 62-30 count, played only 12 home games in posting a 22-23 overall mark.

The Jackrabbits continued their offensive prowess in 2023 by setting a school record with 89 home runs in 52 games. SDSU played only one true home game but managed a 24-28 overall record and another winning season in Summit League play with a 13-11 mark. That momentum carried over to the four-team league postseason tournament, where the Jackrabbits made a run to the title game.

Overall, Bishop holds a 693-501-1 record (.580 winning percentage) as a collegiate head coach. He earned his 600th career victory in the Jackrabbits' 8-6 victory at UA Little Rock on March 10, 2019.

Individually, Jackrabbit players have been honored as all-Summit League performers 34 times during Bishop's tenure, including nine all-league selections in 2023. Catcher Ryan McDonald was a first-team all-league honoree at catcher and later earned second-team ABCA/Rawlings All-Central Region recognition. Drew Beazley earned all-Summit League honors for the third time in his career as a second-team outfielder while Cade Stuff was named to the second team as a second baseman. Six other Jackrabbits were honorable mention selections.

In addition, Bishop has mentored a handful of Jackrabbit players who have pursued professional careers. Catcher Luke Ringhofer was selected in the 22nd round of the 2017 Major League Baseball Draft by the Baltimore Orioles and relief pitcher Chris Halbur was offered a free agent contract by the Los Angeles Dodgers after Bishop's first season in Brookings. Shortstop Gus Steiger signed with the Cincinnati Reds following an abbreviated 2020 MLB Draft. In 2019, left-handed pitcher Brady Stover was a 31st-round pick of the Washington Nationals, but opted to return to the Jackrabbits for his senior season.

Following the 2023 MLB Draft, pitcher Ryan Bourassa signed as a free agent with the Atlanta Braves organization.

Prior to becoming head coach at SDSU, Bishop spent six years at NCAA Division II member Montana State University-Billings, where he led the Yellowjackets to back-to-back Great Northwest Athletic Conference regular season titles in 2015 and 2016, attaining the program's first-ever 30-win season with a 30-20 record in 2016.

Previously, Bishop spent 10 years at Miles City Community College in Montana, where his teams won MonDak conference championships every year. His squads also claimed five consecutive junior college region titles and a Northwest District championship in 2007 to advance to the NJCAA Division II College World Series.

Bishop's teams won at least 30 games in all 10 seasons, including four with 40 wins. He ended his tenure at Miles City with a 377-151 overall record.

He also served as athletic director the last five years of his tenure at Miles City.

Bishop served as a graduate assistant at SDSU under head coach Mark Ekeland during the 1998 and 1999 seasons. In his first year as a head coach, Bishop led Huron University to the South Dakota Intercollegiate Conference title in 2000 with a 38-18 record.

A 1994 graduate of Jamestown College, Bishop earned NAIA All-America honors during the 1992 and 1994 seasons as an infielder.

THE ROSTER: The 2024 SDSU baseball roster features 38 players from nine different states and one Canadian province. Of the 38 players, 14 are from Minnesota, eight are from South Dakota, five are Iowa natives, and four hail from Nebraska. Two players are from Montana, while Colorado, Texas, Utah, Washington and Manitoba are represented by one player each.

PRONUNCIATION GUIDE

Arbogast	ARE-bo-gast
Augedahl	AUG-ah-doll
Benes	BENN-iss
Driessen	DREE-sen
Faix	fay
Goble	GO-bull
Koep	kep
Kogel	CO-gull
Kozal	CO-zull
Kruger	CREW-gurr
Richey	RICH-ee
Sagedahl	SAG-ah-doll
Schlecht	shleckt
Dagen Schramm	DAY-gun shram
Sintek	SIN-tech
Toman	TOE-man

By class, two are graduate transfers, six are seniors and 14 are juniors. The sophomore and redshirt freshman classes each have five players, while six are incoming freshmen.

No.	PLAYER	Pos.	B-T	Ht.	Wt.	Yr.	HOMETOWN (PREVIOUS SCHOOL)
1	Jess Bellows**	OF	R/R	5-10	190	Jr.	Miles City, Mont./Custer County District H.S.
2	Carter Sintek	IF	R/R	6-0	175	R-Fr.	Bennington, Neb./Fremont H.S.
3	Matthew Werk*	IF	R/R	5-11	190	So.	Madison Lake, Minn./Mankato East H.S.
4	Cade Stuff*	IF	L/R	6-0	190	Sr.	Great Falls, Mont./Miles CC (Mont.)
5	Nic McCay**	P	R/R	6-0	200	Sr.	Carlisle, Iowa/Carlisle H.S.
6	Jordan Sagedahl***	IF	R/R	6-2	190	Sr.	Olivia, Minn./BOLD H.S.
7	Tyson Kogel*	IF	L/R	5-10	185	So.	Sioux Falls, S.D./Harrisburg H.S.
8	Cohen Henry	OF	L/R	6-2	200	Fr.	Sioux Falls, S.D./Jefferson H.S.
9	Luke Luskey	IF	R/R	5-10	205	R-Fr.	Green Isle, Minn./Belle Plaine H.S.
10	Arlen Peters	P	R/R	6-2	230	Jr.	Schanzenfeld, Manitoba/Kansas City CC (Kan.)
11	Dane Toman**	P	R/R	6-2	190	Jr.	Bellevue, Neb./Bellevue West H.S.
12	Reece Arbogast**	P	R/L	5-8	200	Jr.	Sioux Falls, S.D./O'Gorman H.S.
13	Dagen Schramm*	C	L/R	6-0	185	Jr.	Sioux Falls, S.D./Washington H.S.
14	Dylan Richey*	P	R/R	6-1	215	Jr.	Wewala, S.D./Butler CC (Kan.)
15	Thatcher Kozal**	OF	L/R	5-11	185	Sr.	Waverly, Neb./Iowa Western CC
17	Alex Clemons**	P	R/R	6-1	215	Jr.	Bettendorf, Iowa/Pleasant Valley H.S.
18	Reece Anderson***	OF	R/R	6-1	200	Sr.	Johnston, Iowa/Johnston H.S.
19	Owen Bishop**	P	R/R	6-2	190	Jr.	Arlington, Wash./Arlington H.S.
20	Davis Carr	C	R/R	6-2	185	Jr.	Keller, Texas/Walla Walla CC (Wash.)
21	Dylan Driessen*	P	R/R	6-3	220	So.	Omaha, Neb./Millard West H.S.
22	Sam Schlecht	P	R/R	6-6	225	Jr.	Maple Grove, Minn./Iowa Central CC
23	Jack Kruger*	P	R/R	6-4	220	So.	Belle Plaine, Minn./Belle Plaine H.S.
24	Cael Frost	OF	L/R	5-11	195	Jr.	Gilbertville, Iowa/Kirkwood CC (Iowa)
25	Hunter Palmer	OF	R/R	6-0	190	R-Fr.	St. Michael, Minn./St. Michael-Albertville H.S.
27	Bryce Ronken	IF	L/R	5-11	190	Fr.	Sioux Falls, S.D./Washington H.S.
28	Adam Benes**	IF/OF	R/R	5-11	195	Jr.	Longmont, Colo./Longmont H.S.
29	Will Kent*	P	R/R	6-1	185	So.	Rosemount, Minn./Rosemount H.S.
30	Tyus Smith	P	R/R	6-5	200	Fr.	Prior Lake, Minn./Prior Lake H.S.
31	Charlie Jacobson	P	L/L	6-6	230	R-Fr.	Marshall, Minn./Marshall H.S.
32	Jude Sundquist	P	R/R	6-5	230	R-Fr.	Chisholm, Minn./Chisholm H.S.
33	Dawson Parry**	IF/DH	R/R	6-1	240	Sr.	Highland, Utah/Miles CC (Mont.)
34	Brady Hawkins**	P	R/R	6-3	225	Jr.	Mitchell, S.D./Ethan H.S.
35	Jake Goble**	P	R/R	6-5	235	Jr.	Rapid City, S.D./St. Thomas More H.S.
36	Jayden Gibson	C	R/R	6-0	200	Gr.	Grinnell, Iowa/Parkland CC (Ill.)
37	Alex Koep	P	L/L	5-10	195	Gr.	Parkers Prairie, Minn./Minnesota Crookston
38	Mason Lang	C	L/R	6-1	205	Fr.	Chaska, Minn./Chanhausen H.S.
39	Andrew Phillips	OF	L/R	5-11	200	Fr.	Hartland, Minn./NRHEG H.S.
41	Tristan Augedahl	P	L/L	6-8	195	Fr.	Caledonia, Minn./Caledonia H.S.

* indicates number of varsity letters earned

COACHING STAFF

Rob Bishop	Head Coach
Danny Higginbotham	Assistant Coach
Connor Faix	Pitching Coach
Ryley Kozisek	Volunteer Assistant

UP NEXT: The Jackrabbits move on to play a single mid-week game March 13 at Kansas State. Start time is 3 p.m. at Tointon Family Stadium in Manhattan, Kansas.

From there, SDSU will travel to Tulsa, Oklahoma, for a three-game series March 15-17 at Oral Roberts to open Summit League play.

2024 JACKRABBIT BASEBALL PROSPECTUS

POSITION STARTERS

Returning (R) and Lost (L)

	CI.	Notes
(L) C: Ryan McDonald	–	First-team all-Summit League; .417 avg., 17 HR, 39 RBI, .929 slg. in 36 games
(R) 1B: Dawson Parry	Sr.	All-Summit League honorable mention; .322 avg., 10 HR, 39 RBI, .528 slg.
(R) 2B: Cade Stuff	Sr.	Second-team all-Summit League; .286 avg., 5 HR, 16 2B, 24 RBI in 50 games
(L) SS: Luke Ira	–	All-Summit League honorable mention; .252 avg., 15 HR, 47 RBI, .533 slg.
(L) 3B: Nic Nelson	–	All-Summit League honorable mention; .299 avg., 16 HR, 52 RBI, .619 slg.
(R) LF: Jess Bellows	Jr.	.293 avg., 1 HR, 24 RBI in 48 games (43 starts)
(R) CF: Reece Anderson	Sr.	All-Summit League honorable mention; .286 avg., 5 HR, 28 RBI, 4 SB
(L) RF: Drew Beazley	–	Second-team all-Summit League; .269 avg., 8 HR, 16 2B, 39 RBI, 8 SB
(R) DH: Thatcher Kozal	Sr.	.230 avg., 5 HR, 13 RBI in 38 games (24 starts)

STARTING PITCHERS

Returning (R) and Lost (L)

	CI.	Notes
(R) LHP: Reece Arbogast	Jr.	1-0 record, 5.74 ERA, 36 K, 17 BB in 47.0 IP (8 starts)
(R) RHP: Jake Goble	Jr.	All-Summit League honorable mention; 5-3, 4.32 ERA, 46 K, 19 BB in 11 starts
(L) RHP: Blake Kunz	–	1-7 record, 6.51 ERA, 59 K, 38 BB in 56.2 IP (11 starts)

(R) RHP: Nic McCay	Sr.	Sat out 2023 due to injury; 4-4 record, 5.80 ERA in 68.1 IP (14 starts) in 2022
(R) RHP: Owen Bishop	Jr.	Missed 2023 season; 4-5 record, 4.19 ERA over 58.0 IP (11 starts) in 2022

OTHER POSITION PLAYERS

	CI.	Notes
(R) UT/DH: Adam Benes	Jr.	Batted .225 with 3 HR and 13 RBI in 37 games (22 starts) in 2023
(R) IF: Tyson Kogel	So.	Redshirted during 2023 season; batted .154 (2-for-13) in 6 games in '22
(R) UT: Jordan Sagedahl	Sr.	Batted .171 with 2 2B and 5 RBI in 2023
(R) C: Dagen Schramm	Jr.	Batted .182 with 2 HR and 8 RBI in 24 games (16 starts) in 2023
(L) C: Brandon Vlcko	–	Batted .250 with 1 HR and 5 RBI in 8 games (6 starts) in 2023
(R) IF: Matthew Werk	So.	Played in 21 games (8 starts) in 2023, batting .243 with 1 HR and 5 RBI
(L) OF: Bryce Zimmerer	–	Played in 2 games in 2023

OTHER PITCHERS

	CI.	Notes
(L) RHP: Ryan Bourassa	–	3-3 record, 8 SV, 4.46 ERA, 62 K, 15 BB over 40.1 IP in 20 appearances
(R) RHP: Alex Clemons	Jr.	2-0 record, 7.04 ERA, 42 K, 23 BB over 30.2 IP in 19 appearances (2 starts)
(R) RHP: Dylan Driessen	So.	5-4 record, 6.48 ERA, 36 K, 18 BB over 25.0 IP in 19 relief appearances
(R) RHP: Brady Hawkins	So.	2-4 record, 7.49 ERA in 17 appearances (5 starts); 23 K, 15 BB in 33.2 IP
(R) RHP: Will Kent	So.	2-1 record, 11.02 ERA in 8 appearances (4 starts); 14 K, 18 BB in 16.1 IP
(R) RHP: Jack Kruger	So.	0-3 record, 7.90 ERA in 16 appearances (6 starts); 31 K, 30 BB in 41.0 IP
(R) RHP: Dylan Richey	Jr.	0-2 record, 9.31 ERA in 13 appearances (1 start); 18 K, 12 BB in 19.1 IP
(R) RHP: Jordan Sagedahl	Jr.	1-0 record, 7.56 ERA in 4 relief appearances; 11 K, 4 BB in 8.1 IP
(L) RHP: Eli Sundquist	–	All-Summit League HM; 1-1, 1 SV, 4.45 ERA, 47 K, 27 BB in 28.1 IP over 17 App
(R) RHP: Dane Toman	Jr.	1-0 record, 7.03 ERA in 13 appearances (3 starts); 17 K, 26 BB in 24.1 IP

RETURNING REDSHIRTS

LHP: Charlie Jacobson
IF: Luke Luskey
OF: Hunter Palmer
IF: Carter Sintek
RHP: Jude Sundquist

INCOMING PLAYERS

LHP: Tristan Augedahl	C: Davis Carr (JUCO transfer)
OF: Cohen Henry	OF: Cael Frost (JUCO transfer)
C: Mason Lang	C: Jayden Gibson (grad transfer)
OF: Andrew Phillips	LHP: Alex Koep (grad transfer)
IF: Bryce Ronken	RHP: Arlen Peters (JUCO transfer)
P: Tyus Smith	RHP: Sam Schlect (JUCO transfer)

2024 JACKRABBIT BASEBALL RESULTS

DATE	OPPONENT	SCORE	SITE	SDSU	OPPONENT	W-L	PITCHER OF RECORD
Feb. 16	New Mexico State	L, 6-8	Las Cruces, N.M	6-8-1	8-9-0	0-1	Sam Schlecht (0-1)
Feb. 17	New Mexico State	L, 9-13	Las Cruces, N.M.	9-10-1	13-10-4	0-2	Jake Goble (0-1)
Feb. 18	New Mexico State	W, 8-5	Las Cruces, N.M.	8-7-1	5-1-1	1-2	Alex Clemons (1-0)
Feb. 19	New Mexico State	W, 11-10	Las Cruces, N.M.	11-12-4	10-14-0	2-2	Dylan Driessen (1-0)
Feb. 22	New Mexico	W, 11-5	Albuquerque, N.M.	11-11-1	5-8-1	3-2	Alex Koep (1-0)
Feb. 23	New Mexico	L, 11-12	Albuquerque, N.M.	11-19-2	12-16-3	3-3	Reece Arbogast (0-1)
Feb. 24	New Mexico	L, 8-9	Albuquerque, N.M.	8-14-3	9-12-1	3-4	Alex Clemons (1-1)
Feb. 24	New Mexico	L, 2-13	Albuquerque, N.M.	2-9-0	13-15-0	3-5	Will Kent (0-1)
Mar. 1	SIUE	W, 6-3	Edwardsville, Ill.	6-11-0	3-9-1	4-5	Brady Hawkins (1-0)
Mar. 2	SIUE	W, 8-1	Edwardsville, Ill.	8-11-2	1-5-2	5-5	Jake Goble (1-1)
Mar. 2	SIUE	(7 inn.) W, 5-4	Edwardsville, Ill.	5-8-0	4-8-0	6-5	Will Kent (1-1)
Mar. 3	SIUE	(10 inn.) L, 5-6	Edwardsville, Ill.	5-9-2	6-11-2	6-6	Dylan Driessen (1-1)

2024 INNING-BY-INNING SCORING SUMMARY

	1	2	3	4	5	6	7	8	9	EX	TOTAL
South Dakota State	14	12	8	7	13	7	8	7	14	0	90
Opponents	7	8	7	15	15	5	14	7	10	1	89

JACKRABBITS' RECORD WHEN ...

Overall	6-6	Scoring 6-9 Runs	3-3	Trailing After 8 Innings	1-3
Summit League	0-0	Scoring 10+ Runs	2-1	Tied After 8 Innings	1-0
Non-Conference	6-65	Opponent Scores 0-2 Runs	1-0	Hit 0 Home Runs	0-0
Home Games	0-0	Opponent Scores 3-5 Runs	4-0	Hit 1 Home Run	2-3
Away Games	6-6	Opponent Scores 6-9 Runs	0-3	Hit 2+ Home Runs	4-3
Neutral-Site Games	0-0	Opponent Scores 10+ Runs	1-3	Opponent Hit 0 Home Runs	4-3
Day Games	6-6	Scored in First Inning	6-2	Opponent Hit 1 Home Run	2-1
Night Games (start 6 p.m. or later)	0-0	Opponent Scored in First Inning	2-3	Opponent Hit 2+ Home Runs	0-2
vs. Left-Handed Starter	3-1	Scores First	6-4	Made 0 Errors	2-1
vs. Right-Handed Starter	3-5	Opponent Scores First	0-2	Made 1 Error	2-2
1-Run Games	2-3	Leading After 6 Innings	3-3	Made 2+ Errors	2-3
2-Run Games	0-1	Trailing After 6 Innings	2-3	Opponent Made 0 Errors	2-2
5+ Run Games	2-1	Tied After 6 Innings	1-0	Opponent Made 1 Error	3-1
Extra Innings	0-1	Leading After 7 Innings	2-2	Opponent Made 2+ Errors	1-3
Shutouts	0-0	Trailing After 7 Innings	0-3	Out-Hit Opponent	4-2
Scoring 0-2 Runs	0-1	Tied After 7 Innings	3-0	Out-Hit By Opponent	1-3
Scoring 3-5 Runs	1-1	Leading After 8 Innings	3-2	Hits Tied	1-1

JACKRABBIT HOME RUN LOG

1. Cael Frost (1)	Feb. 16 at New Mexico State	2-Run	1st Inning
2. Dawson Parry (1)	Feb. 16 at New Mexico State	2-Run	3rd Inning
3. Reece Anderson (1)	Feb. 16 at New Mexico State	2-Run	8th Inning
4. Davis Carr (1)	Feb. 17 at New Mexico State	Solo	7th Inning
5. Dawson Parry (2)	Feb. 18 at New Mexico State	Solo	1st Inning
6. Cael Frost (2)	Feb. 18 at New Mexico State	Solo	4th Inning
7. Dawson Parry (3)	Feb. 18 at New Mexico State	Grand Slam	9th Inning
8. Davis Carr (2)	Feb. 19 at New Mexico State	3-Run	2nd Inning
9. Dawson Parry (4)	Feb. 22 at New Mexico	2-Run	1st Inning
10. Carter Sintek (1)	Feb. 22 at New Mexico	Solo	4th Inning
11. Cade Stuff (1)	Feb. 22 at New Mexico	Solo	4th Inning
12. Cael Frost (3)	Feb. 22 at New Mexico	2-Run	5th Inning
13. Bryce Ronken (1)	Feb. 23 at New Mexico	2-Run	2nd Inning
14. Thatcher Kozal (1)	Feb. 23 at New Mexico	Solo	9th Inning
15. Cael Frost (4)	Feb. 24 at New Mexico-1	2-Run	7th Inning
16. Thatcher Kozal (2)	Feb. 24 at New Mexico-2	Solo	5th Inning
17. Dawson Parry (5)	Mar. 1 at SIUE	^Solo	3rd Inning
18. Cael Frost (5)	Mar. 1 at SIUE	^Solo	3rd Inning
19. Carter Sintek (2)	Mar. 2 at SIUE-1	2-Run	1st Inning
20. Dawson Parry (6)	Mar. 2 at SIUE-1	Solo	2nd Inning
21. Luke Luskey (1)	Mar. 2 at SIUE-1	Solo	9th Inning
22. Cael Frost (6)	Mar. 2 at SIUE-2	3-Run	7th Inning
23. Jordan Sagedahl (1)	Mar. 3 at SIUE	Solo	3rd Inning
24. Cade Stuff (2)	Mar. 3 at SIUE	2-Run	4th Inning
25. Jordan Sagedahl (2)	Mar. 3 at SIUE	2-Run	9th Inning

^ Back-to-back home runs

#Leadoff home run

PH-Pinch-hit

HOME RUNS BY TYPE

Solo	12
2-Run	10
3-Run	2
Grand Slam	1

HOME RUNS BY INNING

First	4
Second	3
Third	4
Fourth	4
Fifth	2
Sixth	0
Seventh	3
Eighth	1
Ninth	4
10th or later	0

The AutomatedScoreBook

Overall Statistics for South Dakota State (as of Mar 03, 2024)

(All games Sorted by Batting avg)

Record: 6-6 Home0-0 Away6-6 Summit0-0

Player	avg	gp-gs	ab	r	h	2b	3b	hr	rbi	tb	slg%	bb	hp	so	gdp	ob%	sf	sh	sb-att	po	a	e	fld%
Reece Anderson	.467	4-4	15	7	7	0	0	1	3	10	.667	0	2	1	1	.529	0	0	0-0	3	0	0	1.000
Dawson Parry	.408	12-12	49	14	20	3	0	6	16	41	.837	7	2	6	1	.492	1	0	0-0	15	2	0	1.000
Jess Bellows	.405	10-10	37	8	15	3	0	0	7	18	.486	3	2	6	2	.465	1	0	4-5	18	0	0	1.000
Cael Frost	.400	12-12	55	10	22	7	0	6	19	47	.855	3	1	12	3	.441	0	0	0-0	21	0	1	.955
Cade Stuff	.295	11-11	44	8	13	4	0	2	5	23	.523	3	2	11	3	.367	0	0	0-0	13	32	2	.957
Bryce Ronken	.278	11-8	36	7	10	2	0	1	3	15	.417	2	2	13	1	.350	0	0	0-0	8	13	3	.875
Carter Sintek	.269	12-12	52	10	14	1	2	2	6	25	.481	1	3	5	1	.316	1	0	0-2	16	32	3	.941
Thatcher Kozal	.250	9-5	20	6	5	2	0	2	2	13	.650	2	0	9	0	.318	0	0	2-2	5	0	0	1.000
Dagen Schramm	.250	4-3	8	0	2	0	0	0	0	2	.250	0	0	3	0	.250	0	0	0-0	10	2	0	1.000
Matthew Werk	.250	5-1	4	0	1	0	0	0	0	1	.250	0	0	3	0	.250	0	0	0-0	1	6	0	1.000
Davis Carr	.241	10-7	29	8	7	2	0	2	12	15	.517	4	1	13	0	.343	1	0	1-1	57	3	3	.952
Luke Luskey	.222	10-8	27	4	6	3	0	1	5	12	.444	6	3	8	0	.417	0	0	1-1	47	0	0	1.000
Cohen Henry	.182	8-4	11	3	2	0	1	0	1	4	.364	4	1	4	0	.438	0	1	0-0	12	0	0	1.000
Jordan Sagedahl	.158	9-6	19	2	3	0	0	2	4	9	.474	2	0	8	1	.238	0	1	0-0	18	6	0	1.000
Adam Benes	.105	11-4	19	3	2	0	0	0	2	2	.105	4	0	10	0	.261	0	1	1-1	47	1	0	1.000
Jayden Gibson	.000	1-1	2	0	0	0	0	0	0	0	.000	0	0	1	0	.000	0	0	0-0	4	0	0	1.000
Hunter Palmer	.000	1-0	1	0	0	0	0	0	0	0	.000	0	0	1	0	.000	0	0	0-0	1	0	0	1.000
Totals	.301	12	428	90	129	27	3	25	85	237	.554	41	19	114	13	.384	4	3	9-12	298	113	17	.960
Opponents	.295	12	400	89	118	24	7	7	77	177	.443	85	12	86	10	.427	7	5	12-13	315	104	15	.965

LOB - Team(92), Opp (121). DP's turned - Team(10), Opp (14). CI - Team(0), Opp (2). IBB - Team(4), Parry 2, Sintek 1, Frost 1, Opp (1). Picked off - Sintek1.

(All games Sorted by Earned run avg)

Player	era	w-l	app	gs	cg	sho	sv	ip	h	r	er	bb	so	2b	3b	hr	b/avg	wp	hp	bk	sfa	sha
Nic McCay	3.38	0-0	2	2	0	0/0	0	8.0	9	3	3	2	12	3	1	0	.281	1	0	1	1	0
Jake Goble	4.08	1-1	3	3	0	0/0	0	17.2	18	11	8	6	15	2	1	0	.257	2	0	0	0	1
Dylan Driessen	4.35	1-1	5	0	0	0/0	0	10.1	7	7	5	15	9	1	0	0	.200	5	1	0	1	0
Alex Clemons	5.06	1-1	5	0	0	0/0	2	5.1	2	5	3	12	7	0	0	0	.118	4	0	0	1	1
Reece Arbogast	5.62	0-1	3	1	0	0/0	0	8.0	15	5	5	2	1	2	0	2	.405	0	0	0	0	2
Arlen Peters	5.79	0-0	3	3	0	0/0	0	14.0	15	10	9	11	14	3	2	1	.263	3	1	0	0	1
Owen Bishop	6.75	0-0	2	0	0	0/0	0	4.0	6	5	3	3	0	2	0	0	.353	0	1	1	1	0
Alex Koep	7.45	1-0	4	0	0	0/0	0	9.2	9	8	8	6	11	3	2	0	.243	2	2	0	1	0
Will Kent	9.45	1-1	3	2	0	0/0	0	6.2	9	9	7	7	9	2	0	1	.333	3	4	1	1	0
Sam Schlecht	10.50	0-1	5	0	0	0/0	0	6.0	7	9	7	9	4	1	0	0	.292	1	1	0	1	0
Charlie Jacobson	13.50	0-0	2	0	0	0/0	0	2.0	2	3	3	5	2	0	0	1	.250	0	1	0	0	0
Jack Kruger	16.20	0-0	3	1	0	0/0	0	6.2	17	12	12	7	1	5	1	1	.500	5	1	0	0	0
Brady Hawkins	18.00	1-0	2	0	0	0/0	0	1.0	2	2	2	0	1	0	0	1	.400	0	0	0	0	0
Totals	6.80	6-6	12	12	0	0/0	2	99.1	118	89	75	85	86	24	7	7	.295	26	12	3	7	5
Opponents	6.51	6-6	12	12	0	0/0	0	105.0	129	90	76	41	114	27	3	25	.301	6	19	0	4	3

PB - Team(8), Carr 6, Schramm 1, Gibson 1, Opp (5). Pickoffs - Team(3), Kruger 2, Driessen 1, Opp (1). SBA/ATT - Carr (6-6), Schramm (5-5), Driessen (3-3), Goble (2-2), Kent (2-2), Kruger (1-2), McCay (1-1), Sagedahl (1-1), Peters (1-1), Koep (1-1), Bishop (1-1).

The AutomatedScoreBook
Overall Statistics for South Dakota State (as of Mar 03, 2024)
(All games Sorted by Fielding pct)

Player	c	po	a	e	fld%	dp	sba	csb	sba%	pb	ci
Adam Benes	48	47	1	0	1.000	8	0	0	---	0	0
Luke Luskey	47	47	0	0	1.000	1	0	0	---	0	0
Jordan Sagedahl	24	18	6	0	1.000	0	1	0	1.000	0	0
Jess Bellows	18	18	0	0	1.000	0	0	0	---	0	0
Dawson Parry	17	15	2	0	1.000	1	0	0	---	0	0
Cohen Henry	12	12	0	0	1.000	0	0	0	---	0	0
Dagen Schramm	12	10	2	0	1.000	0	5	0	1.000	1	0
Matthew Werk	7	1	6	0	1.000	2	0	0	---	0	0
Thatcher Kozal	5	5	0	0	1.000	0	0	0	---	0	0
Jayden Gibson	4	4	0	0	1.000	0	0	0	---	1	0
Arlen Peters	3	0	3	0	1.000	0	1	0	1.000	0	0
Jack Kruger	3	0	3	0	1.000	0	1	1	.500	0	0
Reece Anderson	3	3	0	0	1.000	0	0	0	---	0	0
Sam Schlecht	3	0	3	0	1.000	0	0	0	---	0	0
Alex Clemons	2	0	2	0	1.000	0	0	0	---	0	0
Hunter Palmer	1	1	0	0	1.000	0	0	0	---	0	0
Will Kent	1	0	1	0	1.000	1	2	0	1.000	0	0
Charlie Jacobson	1	1	0	0	1.000	0	0	0	---	0	0
Cade Stuff	47	13	32	2	.957	7	0	0	---	0	0
Cael Frost	22	21	0	1	.955	0	0	0	---	0	0
Davis Carr	63	57	3	3	.952	0	6	0	1.000	6	0
Carter Sintek	51	16	32	3	.941	5	0	0	---	0	0
Bryce Ronken	24	8	13	3	.875	2	0	0	---	0	0
Dylan Driessen	7	1	3	3	.571	0	3	0	1.000	0	0
Jake Goble	3	0	1	2	.333	0	2	0	1.000	0	0
Brady Hawkins	0	0	0	0	.000	0	0	0	---	0	0
Reece Arbogast	0	0	0	0	.000	0	0	0	---	0	0
Nic McCay	0	0	0	0	.000	0	1	0	1.000	0	0
Alex Koep	0	0	0	0	.000	0	1	0	1.000	0	0
Owen Bishop	0	0	0	0	.000	0	1	0	1.000	0	0
Totals	428	298	113	17	.960	10	12	1	.923	8	0
Opponents	434	315	104	15	.965	14	9	3	.750	5	2

RECORD BOOK

GAMES PLAYED

CAREER

1.	218	Eric Cain	2009-12
2.	216	Billy Stitz	2008-11
3.	215	Paul Jacobson	2013-16
4.	210	Luke Ira	2019-23
5.	207	Nick Adams	2005-08
6.	201	Matt Johnson	2014-17
7.	199	Tyson Fisher	2005-08
8.	198	Doug Sehr	1991-94
9.	197	Korby Mintken	2005-08
10.	196	Newt Johnson	2015-18

BATTING AVERAGE

SEASON

(minimum of 100 at bats)

1.	.449	Cole Irish	1996
2.	.443	Frank Cutler	1982
3.	.437	Dave Wilner	1988
4.	.431	Tim Johnson	1986
5.	.423	Matt Hanson	2002
6.	.418	Dave Manke	1974
7.	.417	Larry Heffley	1985
	.417	Ryan McDonald	2023
9.	.416	Terry Van Engelenhoven	1993
	.416	Billy McMacken	1989
	.416	Dean Krogman	1971

AT-BATS

SEASON

1.	283	Billy Stitz	2010
2.	253	Joel Blake	2010
3.	251	Eric Cain	2010
4.	244	Billy Stitz	2011
5.	228	Joel Blake	2009
	228	John Lee	2010
	228	Paul Jacobson	2016
8.	225	Paul Jacobson	2015
	225	Gus Steiger	2019
10.	223	Jesse Sawyer	2010
	223	Scott Splett	2014

CAREER

1.	914	Billy Stitz	2008-11
2.	836	Luke Ira	2019-23
3.	820	Eric Cain	2009-12
4.	779	Nick Adams	2005-08
5.	750	Paul Jacobson	2013-16
6.	722	Tyson Fisher	2005-08
7.	715	Matt Johnson	2014-17
8.	705	Korby Mintken	2005-08
9.	703	Joel Blake	2009-11
10.	692	Greg Geary	2002-05

HITS

SEASON

1.	111	Billy Stitz	2010
2.	99	Joel Blake	2010
3.	97	Eric Cain	2010
4.	91	John Lee	2010
5.	83	Joel Blake	2011
6.	80	Joel Blake	2009
	80	Tony Martin	2009

T6.	80	Jesse Sawyer	2010
9.	77	Matt Hanson	2002
	77	Billy Stitz	2011

CAREER

1.	311	Billy Stitz	2008-11
2.	272	Eric Cain	2009-12
3.	262	Joel Blake	2009-11
4.	256	Greg Geary	2002-05
5.	244	Nick Adams	2005-08
6.	233	Tyson Fisher	2005-08
7.	224	Cole Irish	1993-96
8.	223	Billy McMacken	1987-90
9.	221	Korby Mintken	2005-08
10.	218	Luke Ira	2019-23

RUNS SCORED

SEASON

1.	75	Billy Stitz	2010
2.	74	John Lee	2010
3.	72	Jesse Sawyer	2010
4.	63	Cole Irish	1996
	63	Joel Blake	2010
6.	61	Joe Hardin	1993
	61	Jesse Sawyer	2009
	61	Eric Cain	2010
9.	59	Doug Sehr	1994
10.	58	Korby Mintken	2007

CAREER

1.	189	Billy Stitz	2008-11
2.	173	Korby Mintken	2005-08
3.	172	Cole Irish	1993-96
4.	170	Tyson Fisher	2005-08
5.	168	Jesse Sawyer	2009-11
6.	163	Billy McMacken	1987-90
7.	162	Joel Blake	2009-11
8.	160	Ryan Krogman	1991-94
	160	Doug Sehr	1991-94
10.	158	Eric Cain	2009-12

RUNS BATTED IN

SEASON

1.	83	Eric Cain	2010
2.	73	Jesse Sawyer	2010
3.	67	Billy Stitz	2010
4.	66	Joel Blake	2010
5.	63	Cole Irish	1996
6.	61	John Lee	2010
7.	60	Billy McMacken	1990
8.	58	Jesse Sawyer	2009
9.	57	Kerry Jacobson	2002
	57	Stephen Turner	2009

CAREER

1.	192	Billy McMacken	1987-90
2.	187	Greg Geary	2002-05
3.	179	Eric Cain	2009-12
4.	176	Chris Studer	1999-2002
5.	173	Jesse Sawyer	2009-11
6.	169	Billy Stitz	2008-11
7.	162	Pat Schmidt	1992-95
	162	Doug Sehr	1991-94

DOUBLES

SEASON

1.	33	Joel Blake	2010
2.	26	Billy Stitz	2010
3.	21	Joel Blake	2009
	21	John Lee	2010
5.	20	Craig Parry	2008
6.	18	Billy McMacken	1990
	18	Russ Langer	2000
	18	Greg Geary	2004
	18	Jesse Sawyer	2009
10.	17	Jesse Sawyer	2010

CAREER

1.	70	Joel Blake	2009-11
2.	62	Billy Stitz	2008-11
3.	54	Greg Geary	2002-05
4.	50	Russ Langer	1998-2001
	50	Matt Johnson	2014-17
	50	Drew Beazley	2019-23
7.	49	Billy McMacken	1987-90
8.	48	Chris Studer	1999-2002
	48	Paul Jacobson	2013-16
10.	46	Doug Sehr	1991-94



BILLY STITZ ended his career as the Jackrabbits' career leader in hits (311), games played (216), at-bats (914), total bases (462) and runs scored (189). During his junior season in 2010, Stitz established new single-season records for hits, at-bats, runs scored and total bases.

RECORD BOOK

TRIPLES

SEASON

1.	7Galen Carver	1981
	7Dave Williams	1989
	7Korby Mintken	2006
	7Nick Adams	2006
	7Korby Mintken	2007
	7Korby Mintken	2008
	7Billy Stitz	2011
8.	6Ken Brooks	1990
	6Steve Knutson	1994
	6Cal Lewis	2006
	6Eric Cain	2012

CAREER

1.	21Korby Mintken	2005-08
2.	16Billy Stitz	2008-11
3.	11Dave Lane	1983-86
	11Galen Carver	1978-81
	11Eric Cain	2009-12
6.	10Nick Adams	2005-08
	10Tyson Fisher	2005-08
8.	9Cole Irish	1993-96
	9Steve Knutson	1993-97
	9Pat Schmidt	1992-95
	9Cal Lewis	2006-07

HOME RUNS

SEASON

1.	19Jesse Sawyer	2009
	19Jesse Sawyer	2010
3.	17Terry VanEngelenhoven	1993
	17Ryan McDonald	2023
5.	16Billy McMacken	1990
	16Kerry Jacobson	2002
	16Cal Lewis	2007
	16Eric Cain	2010
	16Nic Nelson	2023
10.	15Jon Crow	1992
	15Chris Studer	2002
	15Luke Ira	2023

CAREER

1.	50Jesse Sawyer	2009-11
2.	43Greg Geary	2002-05
3.	42Billy McMacken	1987-90
4.	37Chris Studer	1999-2002
5.	35Ryan McDonald	2019-23
6.	33Jon Crow	1989-92
7.	32Russ Langer	1998-2001
8.	31Tim Johnson	1984-87
	31Kerry Jacobson	2000-02
10.	30Luke Ira	2019-23

TOTAL BASES

SEASON

1.	163Billy Stitz	2010
2.	159Eric Cain	2010
3.	156Joel Blake	2010
	156Jesse Sawyer	2010
5.	148Jesse Sawyer	2009
6.	143John Lee	2010



GREG GEARY set SDSU career records with 54 doubles, 43 home runs, 439 total bases and 1,346 putouts during his career from 2002-05.

7.	140Joel Blake	2009
8.	127Billy McMacken	1990
	127Terry VanEngelenhoven	1993
10.	126Craig Parry	2008

CAREER

1.	462Billy Stitz	2008-11
2.	439Greg Geary	2002-05
3.	408Billy McMacken	1987-90
4.	404Jesse Sawyer	2009-11
5.	398Joel Blake	2009-11
6.	396Eric Cain	2009-12
7.	376Chris Studer	1999-2002
8.	368Tyson Fisher	2005-08
9.	367Luke Ira	2019-23
10.	348Russ Langer	1998-2001
	348Korby Mintken	2005-08

SLUGGING PERCENTAGE

CAREER

1.	.713Billy McMacken	1987-90
2.	.696Terry Van Engelenhoven	1991-94
3.	.679Kerry Jacobson	2000-02
4.	.661Jon Crow	1989-92
	.661Chris Studer	1999-2002
6.	.653Dean Krogman	1970-72
7.	.647Larry Heffley	1984-85
8.	.634Greg Geary	2002-05
9.	.631Tim Johnson	1984-87
10.	.630Jesse Sawyer	2009-11

BASES ON BALLS

SEASON

1.	50Jesse Sawyer	2010
2.	44Tony Kjolsing	2018
	44Nick Smith	2019
4.	43Luke Ringhofer	2016
5.	40Kurt Augustin	1986
6.	38Joe Hardin	1993
	38Zach Coppola	2015
8.	37Eric Cain	2012
	37Luke Ringhofer	2017
	37Newt Johnson	2018
	37Ryan McDonald	2023

CAREER

1.	123Dave Lane	1983-86
2.	118Ryan McDonald	2019-23
3.	116Eric Cain	2009-12
4.	114Luke Ringhofer	2015-17
5.	109Nick Smith	2016-19
6.	108Derek Hackman	2018-22
7.	107Zach Briggs	2009-12
8.	103Jesse Sawyer	2009-11
9.	101Kurt Augustin	1985-87
10.	100Ryan Krogman	1991-94

STOLEN BASES

SEASON

1.	39Zach Coppola	2015
2.	26Darrell Bren	1988
3.	25Dave Lane	1985
	25Cole Irish	1995
5.	23Dave Lane	1986
6.	22Dave Wilner	1988
7.	21Joe Hardin	1993
8.	20Ken Brooks	1990
	20Dave Wilner	1986
	20Paul Jacobson	2016

CAREER

1.	75Dave Lane	1983-86
2.	62Zach Coppola	2013-15
3.	60Cole Irish	1993-96
4.	57Dave Wilner	1986-88
5.	46Korby Mintken	2005-08
6.	44Darrell Bren	1988-89
	44Jon Crow	1989-92
	44Paul Jacobson	2013-16
9.	40Nick Adams	2005-08
10.	39Brian Scherschligt	1995-98

SACRIFICE FLIES

CAREER

1.	14Pat Schmidt	1992-95
	14Tyson Fisher	2005-08
	14Eric Cain	2009-12
	14Paul Jacobson	2013-16
5.	13Matt Johnson	2014-17
6.	12Doug Sehr	1991-94
	12Rick Weber	1984-87
	12Billy Stitz	2008-11
	12Newt Johnson	2015-18
10.	11Seven different players (incl. Luke Ira)	

RECORD BOOK

SACRIFICE HITS

CAREER

1.	34.....	Tim Hanigan.....	2005-08
2.	30.....	Rich Schmidt.....	1990-93
3.	28.....	Eric Danforth.....	2012-15
4.	25.....	Zach Coppola.....	2013-15
5.	24.....	Nick Adams.....	2005-08
6.	22.....	Korby Mintken.....	2005-08
7.	20.....	Micky Sehr.....	1994-97
	20.....	Cody Sharrow.....	2013-16
9.	19.....	Adam Gregg.....	1998-2001
10.	17.....	Noah Hummel.....	1999-2002
	17.....	Billy Stitz.....	2008-11

HIT BY PITCHES

SEASON

1.	18.....	Jesse Sawyer.....	2010
2.	16.....	Jeff Eckerle.....	1996
	16.....	Zach Briggs.....	2010
4.	14.....	Chris Studer.....	2001
	14.....	John Lee.....	2009
6.	13.....	Tyson Fisher.....	2005
	13.....	Tim Hanigan.....	2005
	13.....	Pat Farrell.....	2005
	13.....	Jesse Sawyer.....	2011
	13.....	Newt Johnson.....	2018

CAREER

1.	42.....	Jesse Sawyer.....	2009-11
2.	41.....	Tyson Fisher.....	2005-08
3.	39.....	Tim Hanigan.....	2005-08
4.	37.....	Brian Scherschligt.....	1995-98
	37.....	Newt Johnson.....	2015-18
6.	36.....	Jeff Eckerle.....	1994-97
	36.....	Drew Beazley.....	2019-23
	36.....	Ryan McDonald.....	2019-23
9.	35.....	Chris Studer.....	1999-2002
	35.....	Zach Briggs.....	2009-12

PUTOUTS

CAREER

1.	1,346.....	Greg Geary.....	2002-05
2.	1,288.....	Aaron Machbitz.....	2011-14
3.	1,285.....	Matt Johnson.....	2014-17
4.	1,267.....	Tyson Fisher.....	2005-08
5.	1,213.....	Chet Meyer.....	1987-90
6.	975.....	Derek Hackman.....	2018-22
7.	936.....	Drew Beazley.....	2019-23
8.	908.....	Joel Blake.....	2009-11
9.	827.....	Tony Martin.....	2006-09
10.	814.....	Ryan Krogman.....	1991-94

ASSISTS

CAREER

1.	556.....	Eric Cain.....	2009-2012
2.	472.....	Luke Ira.....	2019-23
3.	380.....	Pat Schmidt.....	1992-95
4.	379.....	Andrew Melton.....	2010-13
5.	353.....	Jesse Sawyer.....	2009-11
6.	352.....	Doug Sehr.....	1991-94
	352.....	Cody Sharrow.....	2013-16
8.	344.....	Chris Brown.....	1994-97



BILLY McMACKEN is the only SDSU player to earn multiple All-America awards, earning the honor each of his last three seasons (1988-90).

Not only did McMacken put up impressive offensive numbers, he also compiled a 19-11 career pitching record for the Jackrabbits.

9.	342.....	Tony Kjolsing.....	2015-18
10.	333.....	Al Robbins.....	2013-15

WINS

SEASON

1.	11.....	Trevor Schulte.....	1994
2.	10.....	Trevor Schulte.....	1993
3.	9.....	John Semar.....	1994
	9.....	Trever Vermeulen.....	2010
5.	8.....	Matt Magers.....	1996
	8.....	Chad Coley.....	1993
	8.....	Mark Hofer.....	1984
	8.....	Tim Sweeney.....	1973
	8.....	Matt Bowman.....	2007
	8.....	Alex Oberle.....	2010
	8.....	Stephen Bougher.....	2013
	8.....	Chad Hodges.....	2014
	8.....	Chris Anderson.....	2015
	8.....	Adam Bray.....	2015

CAREER

1.	26.....	Trevor Schulte.....	1991-94
2.	23.....	Adam Bray.....	2012-15
3.	22.....	Stephen Bougher.....	2010-13
4.	21.....	Matt Magers.....	1995-97
	21.....	Chad Coley.....	1990-93
6.	20.....	Jon Maras.....	1989-92
	20.....	Bob Reeves.....	1984-87
	20.....	Caleb Thielbar.....	2006-09
9.	19.....	Billy McMacken.....	1987-90
10.	18.....	Timm Gronseth.....	1985-89
	18.....	Ryan Froom.....	2014-19

APPEARANCES

SEASON

1.	35.....	Trever Vermeulen.....	2010
2.	28.....	Gary Olechoski.....	2006
	28.....	Trever Vermeulen.....	2011
4.	26.....	J.D. Moore.....	2013
5.	25.....	John Semar.....	1993
	25.....	Chad Coley.....	1991
7.	24.....	J.D. Moore.....	2014
8.	23.....	Matt Baerlocher.....	2008
	23.....	Alex Oberle.....	2010
	23.....	Derek Feige/Quinn Reimers.....	2017

CAREER

1.	89.....	Trever Vermeulen.....	2008-11
2.	86.....	J.D. Moore.....	2012-15
3.	74.....	Bret Barnett.....	2018-22
4.	72.....	Brett Mogen.....	2017-21
5.	71.....	Gary Olechoski.....	2003-06
6.	70.....	Chad Coley.....	1990-93
7.	66.....	Shane Kraemer.....	2010-13
	66.....	Andrew Clemen.....	2013-16
9.	65.....	Isaac Johnson.....	2006-09
	65.....	Austin Busse.....	2009-12
	65.....	Talon Jumper.....	2012-15

INNINGS PITCHED

SEASON

1.	104.2.....	Matt Bowman.....	2007
2.	103.0.....	Adam Bray.....	2014
3.	95.1.....	Tyler Olmstead.....	2019
4.	91.1.....	Layne Somsen.....	2013
	91.1.....	Adam Bray.....	2015
6.	88.2.....	Andrew Clemen.....	2016
7.	88.0.....	Stephen Bougher.....	2013
8.	87.2.....	Caleb Thielbar.....	2009
9.	85.1.....	Trevor Schulte.....	1994
10.	84.0.....	Alex Oberle/Blake Treinen.....	2011

CAREER

1.	326.2.....	Adam Bray.....	2012-15
2.	299.1.....	Stephen Bougher.....	2010-13
3.	274.0.....	Caleb Thielbar.....	2006-09
4.	270.2.....	Ryan Froom.....	2014-19
5.	218.1.....	Trevor Schulte.....	1991-94
6.	215.0.....	Layne Somsen.....	2009-13
7.	210.2.....	Billy McMacken.....	1987-90
8.	210.1.....	Tim Sweeney.....	1972-75
9.	201.2.....	Chad Coley.....	1990-93
10.	196.0.....	Jon Maras.....	1989-92

STRIKEOUTS

SEASON

1.	100.....	Trevor Schulte.....	1994
	100.....	Caleb Thielbar.....	2009
3.	95.....	Adam Bray.....	2014
4.	92.....	Tyler Olmstead.....	2019
5.	91.....	Layne Somsen.....	2013
6.	88.....	Adam Mazur.....	2021
7.	84.....	Peter Torgerson.....	1989
	84.....	Blake Treinen.....	2011
9.	83.....	Nic McCay.....	2019
10.	82.....	Blake Treinen.....	2010

RECORD BOOK

STRIKEOUTS

CAREER

1.	264	Adam Bray	2012-15
2.	226	Trevor Schulte	1991-94
3.	196	Caleb Thielbar	2006-09
4.	191	Stephen Bougher	2010-13
	191	Ryan Bourassa	2021-23
6.	180	Layne Somsen	2009-13
7.	178	Tyler Olmstead	2017-21
8.	176	Ryan Froom	2014-19
9.	175	Jon Maras	1989-92
10.	166	Blake Treinen	2010-11
11.	163	Nic McCay	2019-present

EARNED RUN AVERAGE

SEASON

(minimum 30 innings pitched)

1.	0.49	Bob Ehrke	1954
2.	1.29	Bob Ehrke	1952
3.	1.31	Bret Barnett	2019
4.	1.34	Charles Risse	1960
5.	1.45	Trever Vermeulen	2010
6.	1.67	Brett Mogen	2019
7.	1.85	Wade Adamson	1977
8.	1.87	Layne Somsen	2013
9.	1.89	Don Larson	1961
	1.89	Craig O'Hearn	1975

CAREER

(minimum 90 innings)

1.	2.09	Bob Ehrke	1954-56
2.	2.33	Don Jorgenson	1954-56
3.	2.50	Trever Vermeulen	2008-11
4.	2.52	Bernie Van Essen	1964-66
5.	2.73	Steve Mousel	1971-74
6.	2.80	Charles Risse	1959-60
	2.80	Don Frank	1957-59
8.	2.90	Jim Langer	1969-70
9.	2.92	Wade Adamson	1976-78
10.	3.05	Howie Rice	1958-60

SAVES

SEASON

1.	13	J.D. Moore	2013
2.	10	Trever Vermeulen	2010
	10	Trever Vermeulen	2011
	10	Chris Halbur	2017
5.	9	Gary Olechoski	2006
	9	Jacob Kougl	2007
7.	8	J.D. Moore	2014
	8	Ryan Bourassa	2023
9.	7	Kirby Morsching	2008
	7	Bret Barnett	2019
	7	Bret Barnett	2022

CAREER

1.	32	J.D. Moore	2012-15
2.	23	Trever Vermeulen	2008-11
3.	18	Bret Barnett	2018-22
4.	15	Ryan Bourassa	2021-23
5.	14	Gary Olechoski	2003-06
6.	12	Chris Halbur	2016-17
7.	11	Bruce Mogen	1983-86
8.	10	Chad Coley	1990-93
9.	9	Ryan Sauter	2000-03
	9	Jacob Kougl	2007

COMPLETE GAMES

SEASON

1.	9	Bob Reeves	1987
	9	Trevor Schulte	1994
3.	8	Jon Maras	1990
4.	7	Brian Price	1988
	7	Pete Torgerson	1989
	7	Greg Kallevig	1984
	7	Chad Danielson	1996
	7	Greg Kallevig	1985
	7	Jeff Wolfswinkle	1982
	7	Dane Kallevig	1988

CAREER

1.	20	Bob Reeves	1984-87
2.	19	Greg Kallevig	1983-85
3.	18	Tim Buterbaugh	1998-2000
4.	17	Trevor Schulte	1991-94
5.	16	Dane Kallevig	1987-89
6.	15	Jon Maras	1989-92
7.	14	Tom Mousel	1999-2002
8.	13	Billy McMacken	1987-90
9.	12	Ed Maras	1964-66
10.	11	Chad Danielson	1995-96

WINNING PERCENTAGE

SEASON

(minimum seven decisions)

1.	.971 (11-1)	Trevor Schulte	1994
2.	.900 (10-1)	Trever Vermeulen	2010
3.	.889 (8-1)	Mark Hofer	1984
	.889 (8-1)	Chad Coley	1993
5.	.875 (7-1)	Rob Hirschhoff	2001
	.875 (7-1)	Pete Torgerson	1989
	.875 (7-1)	Blake Treinen	2010
	.875 (7-1)	Kolton Emery	2011
9.	.857 (6-1)	Paul Sanow	1999
	.857 (6-1)	Nic McCay	2019

CAREER

(minimum 10 wins)

1.	.839 (26-5)	Trevor Schulte	1991-94
2.	.824 (14-3)	John Semar	1993-94
3.	.800 (12-3)	Bernie Van Essen	1964-66
4.	.778 (14-4)	Blake Treinen	2010-11
5.	.739 (17-6)	Mark Hofer	1981-84
6.	.722 (13-5)	Bob Reeves	1984-86
7.	.706 (12-5)	Charles Risse	1958-60
8.	.700 (21-9)	Chad Coley	1990-93
9.	.696 (16-7)	Terry VanEngelenhoven	1991-94
10.	.680 (17-8)	Rob Hirschhoff	1999-2002

STRIKEOUTS PER 9 INNINGS

SEASON

(minimum 30 innings pitched)

1.	13.84	Ryan Bourassa	2023
2.	13.82	Ryan Bourassa	2021
3.	13.80	Bret Barnett	2022
4.	13.60	Ryan Bourassa	2022
5.	13.09	Brady Stover	2018
6.	12.86	Bob Ehrke	1953
7.	12.32	Bret Barnett	2019
	12.32	Alex Clemons	2023
9.	11.64	Adam Mazur	2021
10.	11.40	Pete Torgerson	1989

CAREER

(minimum 60 innings pitched)

1.	13.99	Eli Sundquist	2020-23
2.	13.75	Ryan Bourassa	2021-23
3.	11.88	Bret Barnett	2018-22
4.	11.40	Pete Torgerson	1989
5.	10.80	Adam Mazur	2020-21
6.	10.22	Brady Stover	2017-20
7.	9.99	Dick Barnes	1964-66
8.	9.70	Bob Ehrke	1952-54
9.	9.42	Nic McCay	2019-present
10.	9.38	Blake Treinen	2010-11

11.	9.32	Trevor Schulte	1991-94
-----	------	----------------	---------

GAMES STARTED

SEASON

1.	16	Francisco Torres	2005
	16	Brady Moxham	2018
3.	15	Caleb Thielbar	2007
	15	Matt Bowman	2007
	15	Adam Bray	2014
	15	Andrew Clemen	2016
	15	Ryan Froom	2019
7.	14	Several players, including: Nic McCay	2019/2022

CAREER

1.	51	Adam Bray	2012-15
2.	49	Ryan Froom	2014-19
3.	48	Stephen Bougher	2010-13
4.	44	Caleb Thielbar	2006-09
5.	39	Billy McMacken	1987-90
6.	38	Layne Somsen	2009-13
7.	34	Kolton Emery	2011-14
8.	33	Trevor Schulte	1991-94
	33	Tom Mousel	1999-2002
10.	30	Nic McCay	2019-present



TREVER VERMEULEN led the team in saves three times from 2009-11, finishing with a then-school-record 23 career saves. He also set the single-season mark (since broken) with 10 saves in both 2010 and 2011.