



# JACKRABBIT BASEBALL

## South Dakota State University Athletics

Jackrabbit Athletic Communications • 2820 HPER Center • Brookings, SD 57007-1497  
Baseball Contact/Assistant AD Athletic Communications: Jason Hove •  
E-mail: Jason.Hove@sdstate.edu • Office Phone: (605) 688-4623 • Mobile: (605) 695-1827  
Twitter: @GoJacksBaseball • Website: www.GoJacks.com

### PROBABLE STARTING LINEUP

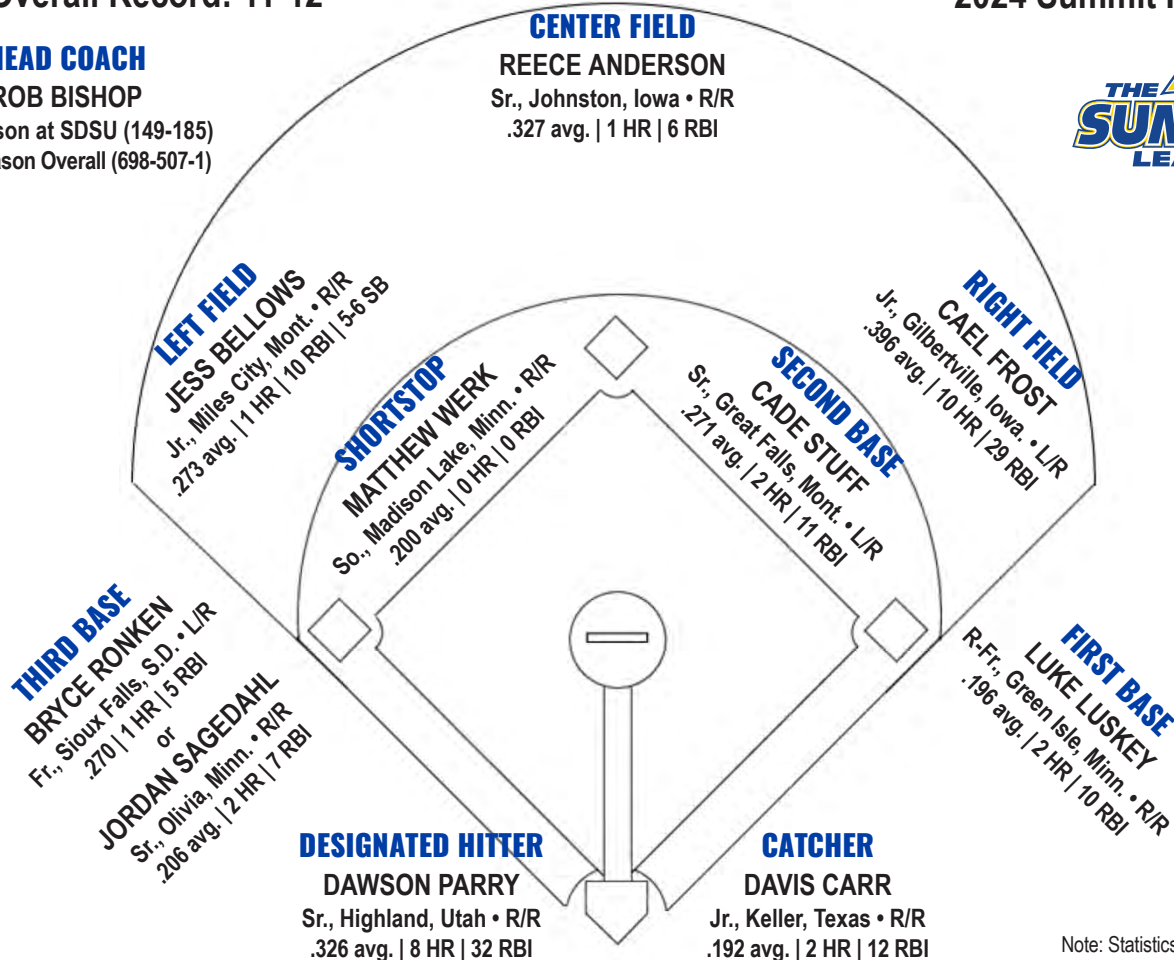
2024 Overall Record: 11-12

2024 Summit Record: 4-1

#### HEAD COACH

ROB BISHOP

8th Season at SDSU (149-185)  
23rd Season Overall (698-507-1)



Note: Statistics from 2024 season


### PROBABLE STARTING PITCHERS

#### vs. NORTHERN COLORADO – GAME 1

Thursday, March 28 • 1 p.m.

##### ARLEN PETERS

Jr. • RHP • Schanzenfeld, Manitoba




- 0-1 record
- 6.75 ERA in six appearances (4 starts)
- 17 K, 18 BB in 20.0 IP
- .296 opponent batting avg.

#### vs. NORTHERN COLORADO – GAME 2

Friday, March 29 • 1 p.m.

##### NIC McCAY

Sr. • RHP • Carlisle, Iowa



- 2-0 record
- 2.28 ERA in 5 starts
- 38 K, 11 BB in 27.2 IP
- .206 opponent batting avg.

#### vs. NORTHERN COLORADO-GAME 3

Friday, March 29 • 4 p.m.

##### JAKE GOBLE

Jr. • RHP • Rapid City, S.D.



- 2-3 record
- 5.93 ERA in 6 starts
- 26 K, 17 BB in 30.1 IP
- .307 opponent batting avg.

## 2024 SCHEDULE

### FEBRUARY

16	at New Mexico State	L, 6-8
17	at New Mexico State	L, 9-13
18	at New Mexico State	W, 8-5
19	at New Mexico State	W, 11-10
22	at New Mexico	W, 11-5
23	at New Mexico	L, 11-12
24	at New Mexico [DH]	L, 8-9/L, 2-13 (7)

### MARCH

1	at Southern Illinois-Edwardsville	W, 6-3
2	at SIUE [DH]	W, 8-1/W, 5-4
3	at SIUE	L, 5-6
8	at Dayton [DH]	W, 8-5/L, 5-15 (7)
9	at Dayton	L, 3-7
10	at Dayton	L, 6-16
13	at Kansas State	L, 5-16
15	*at Oral Roberts	W, 5-2
16	*at Oral Roberts	W, 12-7
17	*at Oral Roberts	W, 6-3
19	at Creighton	L, 3-10
22	*at St. Thomas	W, 1-0
23	*at St. Thomas	L, 5-11
24	*at St. Thomas	canceled
28	*NORTHERN COLORADO	1 p.m.
29	*NORTHERN COLORADO [DH]	1 p.m.

### APRIL

2	at Minnesota [at Siebert Field]	3 p.m.
5	*at North Dakota State	3 p.m.
6	*at North Dakota State	2 p.m.
7	*at North Dakota State	1 p.m.
9	NORTHWESTERN (Iowa)	3 p.m.
12	*at Omaha	6 p.m.
13	*at Omaha	2 p.m.
14	*at Omaha	1 p.m.
17	at Minnesota [at Siebert Field]	6 p.m.
19	*ST. THOMAS	3 p.m.
20	*ST. THOMAS	1 p.m.
21	*ST. THOMAS	1 p.m.
24	DAKOTA WESLEYAN	3 p.m.
26	*ORAL ROBERTS	3 p.m.
27	*ORAL ROBERTS	1 p.m.
28	*ORAL ROBERTS	1 p.m.

### MAY

3	*at Northern Colorado	2 p.m. MT
4	*at Northern Colorado	noon MT
5	*at Northern Colorado	noon MT
6	at Air Force	1 p.m. MT
8	at Nebraska	6 p.m.
10	*NORTH DAKOTA STATE	3 p.m.
11	*NORTH DAKOTA STATE	1 p.m.
12	*NORTH DAKOTA STATE	1 p.m.
14	at Kansas State	6 p.m.
16	*OMAHA	3 p.m.
17	*OMAHA	1 p.m.
18	*OMAHA	1 p.m.
22-25	at Summit League Baseball Championship (Tulsa, Okla. – if qualified)	

\*Summit League game

Home games in CAPS

DH denotes doubleheader

All start times Central Time unless noted otherwise

# Jacks return to Nebraska to take on No. Colorado

Athletic Communications Contact: Jason Hove

March 27, 2024

BROOKINGS, S.D. — The state of Nebraska has turned into the home away from home in recent weeks for the South Dakota State baseball team.

The Summit League-leading Jackrabbits will continue their ventures in the Cornhusker State with a three-game series against Northern Colorado that was moved south as recent wintry weather forced the postponement of SDSU's home opener. The series will now be played Thursday and Friday at Papillion La Vista South High School in the greater Omaha metro area.

The series kicks off with a single nine-inning game at 1 p.m. Thursday and concludes with a doubleheader Friday starting at 1 p.m. All three games will be available for viewing through the Summit League Network powered by Midco Sports Plus, with audio coverage on Brookings-based KJJQ 910 AM and GoJacks.com/watch.

SDSU enters the week with an 11-12 overall record and tied atop the league standings with St. Thomas at 4-1. The Jackrabbits and Tommies split an abbreviated two-game series last weekend at Tal Anderson Field on the University of Nebraska at Omaha campus.

Northern Colorado, meanwhile, cracked the win column with a pair of home victories to take their home series from Omaha, two games to one. The Bears are 2-22 overall.

Updates of Jackrabbit baseball will be available via Twitter (@GoJacksBaseball) and through GoJacks.com.

**THE SERIES:** Thursday's game between SDSU and Northern Colorado will mark the 69th meeting in a series that dates back to 1973. The Jackrabbits lead the all-time series, 40-28.

Since both teams moved from NCAA Division II and the North Central Conference to Division I in the mid-2000s, SDSU has held the upper hand in the series by a 30-17 count.

The two teams split the season series in 2023 at three wins apiece although neither team played a game on its home field due to inclement weather and unplayable field conditions. UNC won two of the three games played March 24-26 in Colorado Springs, while SDSU claimed a 2-1 series win in games played May 13 at Bob Shelden Field in Brookings and May 14 (doubleheader) at Ronken Field at Karras Park in Sioux Falls.

The May 2023 games in Brookings and Sioux Falls marked the first time SDSU and UNC met on South Dakota soil since 2007, when the Jackrabbits swept a three-game series in Rapid City. The Bears' last visit to Brookings for baseball was in 2001, in what were the final games played at the original Erv Huether Field.

SDSU swept the May 14, 2023, doubleheader by scores of 7-6 and 18-7 on the strength of hitting nine home runs in the twinbill. Nic Nelson and Drew Beazley each homered in the opener while Nelson led a seven-home run barrage in Game 2 with three round-trippers. Reece Anderson, Luke Ira, Dawson Parry and Thatcher Kozal also homered in Game 2 for the Jackrabbits.

**SHORT HOPS:** Following are some quick notes regarding the South Dakota State baseball team:

- The Jackrabbits have scored first in 17 of their 23 games so far this season and hold a 10-7 record when scoring first. SDSU has tallied at least one run in the first inning 11 times, scoring 21 runs.

- SDSU pitchers combined to limit New Mexico State to only one hit in the Jackrabbits' Feb. 18 victory. However, Jackrabbit hurlers issued 14 free passes in the game — 12 walks and two hit batters. The SDSU pitching staff held Oral Roberts to only one hit through eight innings of their series finale March 17 in Tulsa, Oklahoma.

- With their series-opening shutout against St. Thomas on March 22, the Jackrabbits won a game by a 1-0 score for the time since a home win versus Fort Wayne on March 31, 2017.

## THE SUMMIT LEAGUE

### 2024 PRESEASON POLL

1. Oral Roberts (5)	42
2. North Dakota State (1)	36
3. South Dakota State	24
4. Omaha	30
5. Northern Colorado	12
6. St. Thomas	17

### 2024 STANDINGS

SCHOOL	OVERALL	CONF.
South Dakota State	11-12	4-1
St. Thomas	9-11	4-1
North Dakota State	7-16	4-2
Omaha	4-18	2-4
Northern Colorado	2-22	2-4
Oral Roberts	9-16	1-5

Note: Standings through games played March 26, 2024



## 2023 MISCELLANEOUS STATS

MULTI-HIT GAMES		CURRENT HITTING STREAKS	
Dawson Parry	10	Dawson Parry	2
Cael Frost	10	Jordan Sagedahl	2
Carter Sintek	8	Cade Stuff	2
Cade Stuff	7		
Jess Bellows	6		
Reece Anderson	5		
MULTI-RBI GAMES		CURRENT REACHED BASE STREAKS	
Dawson Parry	9	Cael Frost	21
Cael Frost	8	Reece Anderson	13
Davis Carr	4	Dawson Parry	8
Carter Sintek	3	Davis Carr	3
Cade Stuff	3	Jordan Sagedahl	3

## ACTIVE CAREER LEADERS

HOME RUNS	
Dawson Parry	28
Thatcher Kozal	12
Cael Frost	10
Cade Stuff	7
Reece Anderson	6
Jordan Sagedahl	6
RUNS BATTED IN	
Dawson Parry	111
Jess Bellows	52
Reece Anderson	45
Cade Stuff	36
Jordan Sagedahl	31
Cael Frost	29
Thatcher Kozal	27

• The Jackrabbits won two games in the SIUE series in their last at-bat, scoring three times in the top of the ninth in the March 1 series opener and putting together a game-winning three-run frame in the top of the seventh inning in the second game of a March 2 doubleheader. SDSU also won in its last at-bat on Feb. 18 at New Mexico State on a ninth-inning grand slam by Dawson Parry.

• Parry hit two grand slams the week of March 11-17, giving him three for the season and five for his career. He connected in the first inning of the Jackrabbits' March 13 game at Kansas State and again in the sixth inning of the March 17 series finale at Oral Roberts. With the bases loaded this season, Parry is 5-for-6 with the three grand slams and one walk for a total of 16 runs batted in and a 2.333 slugging percentage. He also delivered a two-run single with the bases loaded Feb. 17 at New Mexico State and came through with a run-scoring base hit with the sacks full March 16 at Oral Roberts.

• Parry set an SDSU single-game record by drawing five bases on balls in the Feb. 19 series finale at New Mexico State. Parry doubled in his only official at-bat in the sixth inning after walking his first three times to the plate, including twice intentionally. The previous record of four walks in a game was shared by four players, including Ryan McDonald in 2023.

• Cael Frost hit a two-run home run in his first at-bat as a Jackrabbit in the top of the first inning of the Feb. 16 season opener at New Mexico State. Frost has recorded a hit in 21 of the 23 games he has played this season, although he had a 19-game hitting streak end in the March 22 series opener against St. Thomas, but managed to extend his streak of reaching base safely to 21 games. Frost's 19-game hit streak tied Tyson Fisher (2006) and Matt Johnson (2016) for the longest hitting streak within a season in the D-I era of Jackrabbit baseball (since 2005).

• SDSU's starting pitchers in the Oral Roberts series — Nic McCay, Jake Goble and Reece Arbogast — worked at least 6 1/3 innings in winning efforts. In a combined 20 innings, the Jackrabbit trio allowed six runs (five earned) with 21 strikeouts and seven walks.

• Dylan Driessen made relief appearances in each of the first two games of the ORU series and was credited with his first career save after recording the final two outs of the March 15 series opener. Driessen leads the team with 11 appearances and has been used in numerous high-leverage situations, allowing nine of 22 inherited runners to score.

• Alex Clemons earned the first two saves of his career in finishing off Jackrabbit wins over SIUE on March 1 (6-3) and March 2 (Game 2, 5-4), then was credited with the victory after pitching the final two innings of the March 8 series opener at Dayton. Clemons has 14 strikeouts in seven innings with three saves over his last six outings.

**PEAK PLAYERS:** South Dakota State players have combined for six TicketSmarter Summit League weekly awards so far this season.

Most recently, Nic McCay earned his second consecutive Peak Pitcher of the Week Award on March 25 after tossing eight shutout innings with eight strikeouts March 22 against St. Thomas. He allowed three hits, walked one and hit one batter while improving to 2-0 on the season and lowering his earned run average to 2.28.

McCay and Cael Frost (Peak Performer) swept the weekly awards March 18. Frost also was named the Peak Performer of the Week on March 4, when he was part of a sweep with Jake Goble as Peak Pitcher of the Week.

Dawson Parry was named the first Peak Performer of the Week of the 2024 season on Feb. 19.

**PRESEASON POLL:** South Dakota State has been picked to finish third in the 2024 Summit League baseball race, according to a preseason poll conducted among the league's head coaches that was announced in mid-February.

The Jackrabbits completed the 2023 season with a 24-28 overall record. After finishing third in the Summit League regular season standings with a 13-11 mark in league play, SDSU advanced to the title game of the Summit League tournament.

Defending champion Oral Roberts was again tabbed as the favorite, earning five first-place votes and 25 points. North Dakota State received the other first-place vote and was second in the poll with 21 points, followed by the Jackrabbits with 16 points.

Omaha (13), Northern Colorado (9) and St. Thomas (6) rounded out the six-team poll.

In addition, senior Dawson Parry was named a Summit League Player to Watch and junior Alex Clemons was tabbed as a Summit League Pitcher to Watch.



## 2024 TEAM GAME HIGHS

### TEAM – BATTING

**AT-BATS:** 45, at New Mexico, 2-23-24  
**RUNS SCORED:** 12, at Oral Roberts, 3-16-24  
**HITS:** 19, at New Mexico, 2-23-24  
**RUNS BATTED IN:** 11, at New Mexico State, 2-19-24, and at Oral Roberts, 3-16-24  
**DOUBLES:** 6, at New Mexico, 2-23-24  
**TRIPLES:** 2, at New Mexico, 2-24-24 [Game 2], and at Dayton, 3-9-24  
**HOME RUNS:** 4, at New Mexico, 2-22-24  
**TOTAL BASES:** 33, at New Mexico, 2-23-24  
**BASES ON BALLS:** 11, at New Mexico State, 2-19-24  
**STRIKEOUTS:** 14, at New Mexico State, 2-18-24, and at New Mexico, 2-22-24  
**STOLEN BASES:** 4, at New Mexico, 2-23-24  
**SACRIFICE BUNTS:** 2, at New Mexico, 2-23-24, and at Dayton 3-10-24  
**SACRIFICE FLIES:** 2, three times (last: at Oral Roberts, 3-16-24)  
**HIT BY PITCH:** 3, three times (last: at Oral Roberts, 3-16-24)  
**RUNNERS LEFT ON BASE:** 12, at Oral Roberts, 3-16-24  
**HIT INTO DOUBLE PLAY:** 4, at New Mexico, 2-24-24 [Game 1]

### TEAM – FIELDING

**PUTOUTS:** 28, at SIUE, 3-3-24  
**ASSISTS:** 15, at New Mexico State, 2-19-24  
**ERRORS:** 4, at New Mexico State, 2-19-24  
**DOUBLE PLAYS:** 3, at New Mexico, 2-24-24 [Game 2]

### TEAM – PITCHING

**INNINGS PITCHED:** 9.1, at SIUE, 3-3-24  
**MOST RUNS ALLOWED:** 16, at Dayton, 3-10-24, and at Kansas State, 3-13-24  
**FEWEST RUNS ALLOWED:** 0, vs. St. Thomas, 3-22-24  
**MOST WALKS ALLOWED:** 13, at Dayton, 3-10-24, and at Kansas State, 3-13-24  
**FEWEST WALKS ALLOWED:** 1, vs. St. Thomas, 3-22-24  
**STRIKEOUTS:** 17, at Oral Roberts, 3-15-24  
**MOST HITS ALLOWED:** 16, at New Mexico, 2-23-24  
**FEWEST HITS ALLOWED:** 1, at New Mexico State, 2-18-24  
**HOME RUNS ALLOWED:** 2, four times (last: at Dayton, 3-10-24)  
**WILD PITCHES:** 7, at Dayton, 3-8-24 [Game 2]  
**HIT BATTERS:** 7, at Dayton, 3-8-24 [Game 2]

A first baseman from Highland, Utah, Parry is the team's top returning hitter after posting a .322 batting average with 10 home runs and 39 runs batted in during the 2023 campaign. Parry also hit 10 home runs in his first season with the Jackrabbits in 2022.

Clemons, a right-hander from Bettendorf, Iowa, appeared in 19 games with two starts during the 2023 season and is expected to move into the closer's role this season. He totaled 42 strikeouts in only 30 2/3 innings last year.

Summit League play will consist of a 30-game, double round-robin schedule, starting March 15-17 when the Jackrabbits play a three-game series at Oral Roberts. The four-team Summit League Baseball Championship is slated for May 22-25 in Tulsa, Oklahoma.

**SUMMIT LEAGUE SUCCESS:** South Dakota State has been a consistent winner in The Summit League since it became a league member more than a decade ago. Now in its 15th season as a member of The Summit League, the Jackrabbits have compiled a 219-177 (.553 winning percentage) record in regular season conference games. SDSU has posted a .500 or better record in league play 10 times and has qualified for the four-team postseason tournament 13 out of the 14 years it has been eligible.

The Jackrabbits shared a Summit League regular season title in 2010 and won the Summit postseason tournament in 2013.

**SUMMIT AWARD WINNERS:** Four Jackrabbit players who earned all-Summit League recognition last season return to the lineup in 2024.

Leading the returning contingent is second baseman Cade Stuff, who received second-team recognition in 2023. A native of Great Falls, Montana, Stuff shared the team lead with 16 doubles while batting .286 with five home runs and 24 runs batted in.

Also returning among position players are honorable mention selections Dawson Parry at first base and center fielder Reece Anderson.

Parry was one of two Jackrabbits to start all 52 games last season, finishing 2023 with a .322 batting average along with 10 home runs and 39 runs batted in.

Anderson moved into the leadoff spot late in the 2023 campaign and responded by posting a .286 batting average with five homers and 28 RBIs. The Johnston, Iowa, native also excelled in the field, committing only one error in 126 defensive chances that included three outfield assists. He later was named to the all-tournament team at the Summit League Baseball Championship for the second time in his career.

Representing the Jackrabbit pitching staff on the year-end awards list was right-handed starter Jake Goble. A Rapid City native, Goble closed out his sophomore season by tying for the team lead in victories after notching a 5-3 record over 15 appearances with 11 starts. He finished the year with a 4.32 ERA in a team-high 58 1/3 innings, and limited the opposition to a .240 batting average.

**ROAD WARRIORS:** As has been the norm for college baseball programs from northern states, SDSU will spend most of the first two months of the season away from home.

By moving this weekend's series, the Jackrabbits are now scheduled to play their first 30 games of the season on the road, covering nine different states. After playing the first eight games of the season in the state of New Mexico (New Mexico State, Feb. 16-19; New Mexico Feb. 22-24), the Jacks also played nonconference series at Southern Illinois-Edwardsville (March 1-3), Dayton (March 8-10), as well as Summit League series at Oral Roberts (March 15-17) and versus St. Thomas (March 22-24). Mid-week games at Kansas State (March 13) and Creighton (March 19) also are part of the early season slate.

SDSU's home opener was originally slated for March 28 against Northern Colorado, but is now slated for April 9 versus Northwestern College (Iowa). The delay in the home opener also means the Jackrabbits now have games scheduled at Minnesota (April 2) and North Dakota State (April 5-7) before playing in South Dakota for the first time this season.

During the 2023 season, SDSU played its first 26 games outside the state of South Dakota. Due to inclement weather and unplayable field conditions, the Jackrabbits managed to play only one true home game at Erv Huether Field last season. A Summit League series against North Dakota State in late March/early April was moved to the Omaha (Neb.)/Council Bluffs (Iowa) area, with three other games played in Sioux Falls. Seven other games slated to be played on the Brookings-based campus at Erv Huether Field were moved across town to the municipally run Bob Shelden Field.

## 2024 INDIVIDUAL GAME HIGHS

### INDIVIDUAL – BATTING

**AT-BATS:** 6, four times

**RUNS SCORED:** 4, by Carter Sintek, at Oral Roberts, 3-16-24

**HITS:** 3, 11 times (last: by Cael Frost, at Oral Roberts, 3-15-24)

**RUNS BATTED IN:** 5, by Dawson Parry, at New Mexico State, 2-18-24

**DOUBLES:** 2, by Bryce Ronken, at New Mexico, 2-23-24, and by Cael Frost, at New Mexico, 2-24-24 [Game 1]

**TRIPLES:** 1, eight times (three times by Carter Sintek; last: by Bryce Ronken, at Oral Roberts, 3-15-24)

**HOME RUNS:** 2, by Dawson Parry, at New Mexico State, 2-18-24, and by Jordan Sagedahl, at SIUE, 3-3-24

**TOTAL BASES:** 8, four times (last: by Jordan Sagedahl, at SIUE, 3-3-24)

**BASES ON BALLS:** ^5, by Dawson Parry, at New Mexico State, 2-19-24

**STRIKEOUTS:** 4, by Davis Carr, at Dayton, 3-8-24 [Game 1]

**STOLEN BASES:** 2, by Jess Bellows, at New Mexico State, 2-18-24

**SACRIFICE BUNTS:** 1, eight times (last: by Reece Anderson, at Oral Roberts, 3-17-24)

**SACRIFICE FLIES:** 2, by Cade Stuff, at Oral Roberts, 3-16-24

**HIT BY PITCH:** 2, four times (last: by Luke Luskey, at Oral Roberts, 3-17-24)

### INDIVIDUAL – FIELDING

**PUTOUTS:** 13, by Luke Luskey, at SIUE, 3-2-24 [Games 1 and 2], and by Jordan Sagedahl, at Oral Roberts, 3-15-24

**ASSISTS:** 7, by Cade Stuff, at Oral Roberts, 3-17-24

**ERRORS:** 2, by Dylan Driessen and Davis Carr, at New Mexico State, 2-19-24, and by Jack Kruger, at Creighton, 3-19-24

### INDIVIDUAL – PITCHING

**INNINGS PITCHED:** 8.0, by Jake Goble, at SIUE, 3-2-24 [Game 1], and by Nic McCay, vs. St. Thomas, 3-22-24

**RUNS ALLOWED:** 8, by Will Kent, at Kansas State, 3-14-24

**EARNED RUNS ALLOWED:** 7, by Jack Kruger, at New Mexico State, 2-19-24, and by Jake Goble, at Dayton, 3-9-24

**HITS ALLOWED:** 11, by Jack Kruger, at New Mexico State, 2-19-24

**HOME RUNS ALLOWED:** 1, 13 times

**STRIKEOUTS:** ^13, by Nic McCay, at Oral Roberts, 3-15-24

**MOST WALKS ALLOWED:** 7, by Alex Clemons, at New Mexico State, 2-18-24, and by Dylan Driessen, at New Mexico State, 2-19-24

**HIT BATTERS:** 3, three times (twice by Will Kent – last: at Dayton, 3-8-24)

**WILD PITCHES:** 3, three times (last: by Jude Sundquist, at Dayton, 3-8-24)

^ tied Division I-era school record (since 2005)

**POWER SURGE:** The Jackrabbits dramatically increased their power numbers over the last two seasons, topping the 60-home run mark in both 2022 and 2023.

South Dakota State finished the 2022 season with a league-leading 62 home runs, followed by a school-record 89 round-trippers in 2023.

The Jackrabbits have picked up right where they left off, slugging a total of 34 home runs thus far during the 2024 campaign. SDSU hit at least one home run in each of its first 13 games and 16 of 20 for the season, highlighted by four round-trippers in the series-opening win at New Mexico on Feb. 22.

After hitting two home runs this past weekend against St. Thomas, SDSU ranks 51st among NCAA Division I teams with 34 home runs and 48th with an average of 1.48 home runs per game.

Newcomer Cael Frost leads the team with 10 home runs, followed by eight by Dawson Parry. Eleven different Jackrabbits have hit a home run so far this season as Jess Bellows joined the group in the March 8 series opener at Dayton.

SDSU hit at least one home run in each of its first nine games last season and had an 11-game home run streak later in the season. Overall, the Jacks hit a home run in 38 of 52 contests during the 2023 campaign, including a season-best seven homers two times.

The Jackrabbits finished the 2023 season ranked 29th among NCAA Division I teams with an average of 1.71 home runs per game and 40th with a .505 slugging percentage.

Individually, four Jackrabbits reached double figures in the home run category in 2023. All-region catcher Ryan McDonald, who was on a pace to shatter a number of SDSU single-season records before missing the final month of the season due to injury, still managed to lead the squad with 17 home runs. Nic Nelson, who recorded a pair of three-home run games in May, wound up with 16 home runs, followed by 15 from Luke Ira and 10 by Dawson Parry. Of that group, only Parry returns to the lineup in 2024.

Thirteen different Jackrabbit players hit at least one home run last season.

During the 2022 season, SDSU homered in 26 of its last 28 games, which included a school-record streak of 18 consecutive games with a homer from March 19-May 6, 2022.

**BELLOWS' STREAKS END:** Jess Bellows saw a pair of long streaks, including a record-setting hitting streak, come to an end during last weekend's series at Dayton.

A junior outfielder from Miles City, Montana, Bellows established a new Jackrabbit record for longest hitting streak in the Division I era (since 2005) with a 20-game streak over two seasons. He set the mark with a home run in his first at-bat March 8 at Dayton, surpassing the 19-game single-season streaks put together by Tyson Fisher (2006) and Matt Johnson (2009).

Bellows' streak covered the last nine games of the 2023 season and his first 11 games of the 2024 campaign. Combined, he hit .413 (31-for-75) during his 20-game hitting streak, starting with a 15-for-35 performance to close out 2023, followed by a 16-for-40 showing to open 2024.

In addition, Bellows' streak of reaching base safely ended at 32 games in the March 10 series finale at Dayton. Although his hitting streak ended in the second game of the March 8 doubleheader at Dayton, Bellows did reach base on a hit by pitch. He recorded a two-hit game March 9, but did not reach base in three plate appearances the next day.

**MCCAY COMES BACK AGAIN:** For the second time in his collegiate career, pitcher Nic McCay is on the comeback trail.

The senior right-hander from Carlisle, Iowa, made a successful return to the mound in the Feb. 22 series opener at New Mexico by tossing three scoreless innings in a starting role. He ended his stint with seven strikeouts, including striking out the side in each of the first two innings, while walking one and allowing one hit.

McCay had missed three of the last four seasons due to injury, including the entire 2023 campaign. Previously, he was sidelined during both the 2020 and 2021 seasons.

McCay began his Jackrabbit career by earning Freshman All-America honors from *Collegiate Baseball* in 2019 after posting a 6-1 record with a 4.08 earned run average over 14 starts. He also struck out 83 batters in 79 1/3 innings en route to second-team all-Summit League recognition.

In 2022, McCay marked his initial comeback by leading the team with 68 strikeouts and 68 1/3 innings pitched in 14 starts. He was honored on the all-Summit League Second Team for the second time in his career as he ended that season with a 4-4 record.

## QUICK FACTS

**NAME OF SCHOOL:** South Dakota State University  
**CITY/ZIP:** Brookings, SD 57007  
**ENROLLMENT:** 11,505 (fall 2023)  
**COLORS:** Yellow and Blue  
**HOME STADIUM:** Erv Huether Field (600 capacity)  
**PRESIDENT:** Dr. Barry H. Dunn  
**ATHLETIC DIRECTOR:** Justin Sell  
**2023 OVERALL RECORD:** 24-28  
**2023 SUMMIT LEAGUE RECORD:** 13-11 (third place)  
**HOME RECORD:** 10-1  
**AWAY/NEUTRAL RECORD:** 13-22/1-5  
**POSITION STARTERS RETURNING/LOST:** 5/4  
**ALL-TIME RECORD:** 1,420-1,188-5  
**FIRST YEAR OF BASEBALL:** 1947  
**NCAA DIVISION I POSTSEASON APPEARANCES:** One/2013  
**NCAA DIVISION II POSTSEASON APPEARANCES:** Nine (last in 1995)

## HITTING STREAKS — DIVISION I ERA

	2023-24	^20
Jess Bellows	2006	19
Tyson Fisher	2016	19
Matt Johnson	2024	19
Cael Frost	2015	17
Luke Ringhofer	2017	17
Matt Johnson	2006	16
Nick Adams	2017	16
Luke Ringhofer	2009	15
Stephen Turner	2010	15
John Lee	2011	15
Beau Hanowski	2015	15
Zach Coppola		15

^ Last nine games of 2023, first 11 games played in 2024

A native of Carlisle, Iowa, McCay moved into the Jackrabbit career top 10 for strikeouts earlier this season and matched a Jackrabbit single-game record in the Division I era with a 13-strikeout performance March 15 at Oral Roberts. He passed four pitchers on the career strikeouts chart in that March 15 outing and enters the week in sixth place with 189 K's. McCay also has moved into the SDSU career top 10 in games started by a pitcher this season as his four starts in 2024 have upped his total to 33.

In addition, McCay's 83 strikeouts his freshman season rank ninth on the Jackrabbit single-season charts.

**SAGEDAHL A JACK OF MANY TRADES:** Senior Jordan Sagedahl began the 2024 season as the Jackrabbits' Opening Day starter at third base, but has shown the ability to play wherever needed during his collegiate career.

Sagedahl had seen the bulk of his action over the past two seasons at second base after playing 39 games at third base as a freshman in 2021. He made 16 appearances at second base in 2023, as well as seven at catcher, four at third base and two as the designated hitter.

In addition, Sagedahl made four pitching appearances — all in relief — last season. He posted a 1-0 record with one save while striking out 11 batters in 8 1/3 innings of work.

Sagedahl made his first start of the season at catcher in the March 3 series finale at SIUE and responded with the first two-home run game of his career. He also recorded 12 putouts in the contest behind a 10-strikeout performance by Arlen Peters.

**TRANSFERS PROVIDE REINFORCEMENTS:** The Jacks are counting on contributions from six transfers in their attempt to climb to the top of The Summit League in 2024.

The pitching staff welcomes three newcomers, including right-hander Arlen Peters, who was the team's Opening Day starter. A native of Schanzenfeld, Manitoba, Peters began his collegiate career in the Kansas junior college ranks, pitching at Johnson County Community College in 2021 and Kansas City Community College in 2022. He was an all-conference selection in 2022 after turning in a 6-2 record, but missed the 2023 campaign due to injury.

He began the season in the starting rotation before moving to the bullpen in recent weeks. Peters became the first Jackrabbit in two seasons to post double digits for strikeouts in a game, fanning 10 in a no-decision at SIUE on March 3.

Also expected to contribute in a setup role is another right-hander, Sam Schlecht. A native of Maple Grove, Minnesota, Schlecht began his collegiate career at Summit League rival St. Thomas before spending the 2023 season at Iowa Central Community College, where he led the squad with 87 strikeouts in 72 innings and posted a 6-5 record.

Schlecht is tied for second on the team with nine appearances, including a start in the second game of a March 8 doubleheader at Dayton.

Rounding out the pitching additions is Alex Koep. The left-hander from Parkers Prairie, Minnesota, was an NCAA Division II All-America selection and earned Northern Sun Inter-collegiate Conference Pitcher of the Year honors in 2023. He compiled a 7-1 record with a 2.43 ERA last season as a starter, but has most of his innings out of the bullpen this season as a setup man and alternate closer with the Jackrabbits. Koep recorded his first win as a Jackrabbit by pitching four strong innings of relief in the Feb. 22 series-opening win at New Mexico.

Among position players, outfielder Cael Frost headlines the list of newcomers after earning all-region recognition at Kirkwood Community College (Kan.). Frost batted .379 in each of his two junior college seasons, tallying 12 home runs, 17 doubles and a triple with 55 RBIs as a sophomore.

Frost has been the Jackrabbits' primary right fielder and has responded by batting a team-best .396 (36-for-91) while also leading the team with 10 home runs, eight doubles and an .813 slugging percentage. He also ranks second on the squad with 29 RBIs.

Catcher Davis Carr also has moved into a regular starting role this season at catcher. A junior from Keller, Texas, who most recently played at Walla Walla Community College (Wash.), Carr has hit a pair of home runs and driven in 12 runs so far this season on only 10 hits.

**COACH BISHOP:** Rob Bishop, who has guided college baseball teams to more than 600 victories, was named head baseball coach at South Dakota State University on Aug. 1, 2016. Bishop is the ninth head coach in program history and the fourth in the Division I era of Jackrabbit baseball.



## COACH BISHOP

### AT HURON UNIVERSITY

- 38-18 record in one season (2000)

### AT MILES CITY COMMUNITY COLLEGE

- 377-151 in 10 seasons (2001-10)

### AT MONTANA STATE-BILLINGS

- 134-153-1 in six seasons (2011-16)

### AT SOUTH DAKOTA STATE

- 149-185 in eight seasons (2017-present)

– 26-24 in 2017

– 18-32 in 2018

– 28-22 in 2019

– 5-12 in 2020

– 15-32 in 2021

– 22-23 in 2022

– 24-28 in 2023

– 11-12 in 2024

### CAREER TOTALS

- 698-507-1 in 25 seasons (2000-present)

Now in his eighth season with the Jackrabbits, Bishop holds a 149-185 record at SDSU, including a 90-75 mark in Summit League regular season games. He recorded his 100th win with the Jackrabbits on April 3, 2022, as SDSU posted a 2-1 victory at St. Thomas.

In his first season, Bishop's 2017 squad returned to the winning side of the ledger with a 26-24 overall mark, including an 18-12 record for a third-place finish in The Summit League standings. SDSU won its opening-round game in the Summit League Baseball Championship, 6-5, over second-seeded North Dakota State.

In 2018, SDSU overcame a slow start to post a winning record in Summit League play at 14-13 and went on to reach the title game of the Summit League Baseball Championship. The Jackrabbits finished with an 18-32 overall record during a campaign in which they played only six home games.

SDSU bounced back in 2019, posting a 28-22 overall record that included a second-place mark of 19-10 in Summit League play. The Jackrabbits won or split nine of the 10 league series in regular season play en route to making an appearance in the four-team Summit League Baseball Championship for the 10th time in 11 years.

The 2020 season was canceled just before the start of Summit League play, with SDSU posting a 5-12 record in the first month of the season. The Jackrabbits recorded wins at Minnesota, Air Force and Kansas State the final week of the pandemic-shortened campaign.

When play resumed in the spring of 2021, the Jackrabbits posted a 15-32 overall record and suffered their first losing season in league play since 2016, but managed to earn the fourth and final spot in the Summit League Baseball Championship.

SDSU used a powerful offense to return to the Summit League tournament in 2022 after posting a 13-9 record in league play. The Jackrabbits, who doubled up the opposition in home runs by a 62-30 count, played only 12 home games in posting a 22-23 overall mark.

The Jackrabbits continued their offensive prowess in 2023 by setting a school record with 89 home runs in 52 games. SDSU played only one true home game but managed a 24-28 overall record and another winning season in Summit League play with a 13-11 mark. That momentum carried over to the four-team league postseason tournament, where the Jackrabbits made a run to the title game.

Overall, Bishop holds a 698-507-1 record (.579 winning percentage) as a collegiate head coach. He earned his 600th career victory in the Jackrabbits' 8-6 victory at UA Little Rock on March 10, 2019.

Individually, Jackrabbit players have been honored as all-Summit League performers 34 times during Bishop's tenure, including nine all-league selections in 2023. Catcher Ryan McDonald was a first-team all-league honoree at catcher and later earned second-team ABCA/Rawlings All-Central Region recognition. Drew Beazley earned all-Summit League honors for the third time in his career as a second-team outfielder while Cade Stuff was named to the second team as a second baseman. Six other Jackrabbits were honorable mention selections.

In addition, Bishop has mentored a handful of Jackrabbit players who have pursued professional careers. Catcher Luke Ringhofer was selected in the 22nd round of the 2017 Major League Baseball Draft by the Baltimore Orioles and relief pitcher Chris Halbur was offered a free agent contract by the Los Angeles Dodgers after Bishop's first season in Brookings. Shortstop Gus Steiger signed with the Cincinnati Reds following an abbreviated 2020 MLB Draft. In 2019, left-handed pitcher Brady Stover was a 31st-round pick of the Washington Nationals, but opted to return to the Jackrabbits for his senior season.

Following the 2023 MLB Draft, pitcher Ryan Bourassa signed as a free agent with the Atlanta Braves organization.

Prior to becoming head coach at SDSU, Bishop spent six years at NCAA Division II member Montana State University-Billings, where he led the Yellowjackets to back-to-back Great Northwest Athletic Conference regular season titles in 2015 and 2016, attaining the program's first-ever 30-win season with a 30-20 record in 2016.

Previously, Bishop spent 10 years at Miles City Community College in Montana, where his teams won MonDak conference championships every year. His squads also claimed five consecutive junior college region titles and a Northwest District championship in 2007 to advance to the NJCAA Division II College World Series.

Bishop's teams won at least 30 games in all 10 seasons, including four with 40 wins. He ended his tenure at Miles City with a 377-151 overall record. He also served as athletic director the last five years of his tenure at Miles City.

## PRONUNCIATION GUIDE

Arbogast	ARE-bo-gast
Augedahl	AUG-ah-doll
Benes	BENN-iss
Driessen	DREE-sen
Faix	fay
Goble	GO-bull
Koep	kep
Kogel	CO-gull
Kozal	CO-zull
Kruger	CREW-gurr
Richey	RICH-ee
Sagedahl	SAG-ah-doll
Schlecht	shleckt
Dagen Schramm	DAY-gun shram
Sintek	SIN-tech
Toman	TOE-man

Bishop served as a graduate assistant at SDSU under head coach Mark Ekland during the 1998 and 1999 seasons. In his first year as a head coach, Bishop led Huron University to the South Dakota Intercollegiate Conference title in 2000 with a 38-18 record.

A 1994 graduate of Jamestown College, Bishop earned NAIA All-America honors during the 1992 and 1994 seasons as an infielder.

**THE ROSTER:** The 2024 SDSU baseball roster features 38 players from nine different states and one Canadian province. Of the 38 players, 14 are from Minnesota, eight are from South Dakota, five are Iowa natives, and four hail from Nebraska. Two players are from Montana, while Colorado, Texas, Utah, Washington and Manitoba are represented by one player each.

By class, two are graduate transfers, six are seniors and 14 are juniors. The sophomore and redshirt freshman classes each have five players, while six are incoming freshmen.

NO.	PLAYER	Pos.	B-T	Ht.	Wt.	Yr.	HOMETOWN (PREVIOUS SCHOOL)
1	Jess Bellows**	OF	R/R	5-10	190	Jr.	Miles City, Mont./Custer County District H.S.
2	Carter Sintek	IF	R/R	6-0	175	R-Fr.	Bennington, Neb./Fremont H.S.
3	Matthew Werk*	IF	R/R	5-11	190	So.	Madison Lake, Minn./Mankato East H.S.
4	Cade Stuff*	IF	L/R	6-0	190	Sr.	Great Falls, Mont./Miles CC (Mont.)
5	Nic McCay**	P	R/R	6-0	200	Sr.	Carlisle, Iowa/Carlisle H.S.
6	Jordan Sagedahl***	IF	R/R	6-2	190	Sr.	Olivia, Minn./BOLD H.S.
7	Tyson Kogel*	IF	L/R	5-10	185	So.	Sioux Falls, S.D./Harrisburg H.S.
8	Cohen Henry	OF	L/R	6-2	200	Fr.	Sioux Falls, S.D./Jefferson H.S.
9	Luke Luskey	IF	R/R	5-10	205	R-Fr.	Green Isle, Minn./Belle Plaine H.S.
10	Arlen Peters	P	R/R	6-2	230	Jr.	Schanzenfeld, Manitoba/Kansas City CC (Kan.)
11	Dane Toman**	P	R/R	6-2	190	Jr.	Bellevue, Neb./Bellevue West H.S.
12	Reece Arbogast**	P	R/L	5-8	200	Jr.	Sioux Falls, S.D./O'Gorman H.S.
13	Dagen Schramm*	C	L/R	6-0	185	Jr.	Sioux Falls, S.D./Washington H.S.
14	Dylan Richey*	P	R/R	6-1	215	Jr.	Wewala, S.D./Butler CC (Kan.)
15	Thatcher Kozal**	OF	L/R	5-11	185	Sr.	Waverly, Neb./Iowa Western CC
17	Alex Clemons**	P	R/R	6-1	215	Jr.	Bettendorf, Iowa/Pleasant Valley H.S.
18	Reece Anderson***	OF	R/R	6-1	200	Sr.	Johnston, Iowa/Johnston H.S.
19	Owen Bishop**	P	R/R	6-2	190	Jr.	Arlington, Wash./Arlington H.S.
20	Davis Carr	C	R/R	6-2	185	Jr.	Keller, Texas/Walla Walla CC (Wash.)
21	Dylan Driessen*	P	R/R	6-3	220	So.	Omaha, Neb./Millard West H.S.
22	Sam Schlecht	P	R/R	6-6	225	Jr.	Maple Grove, Minn./Iowa Central CC
23	Jack Kruger*	P	R/R	6-4	220	So.	Belle Plaine, Minn./Belle Plaine H.S.
24	Cael Frost	OF	L/R	5-11	195	Jr.	Gilbertville, Iowa/Kirkwood CC (Iowa)
25	Hunter Palmer	OF	R/R	6-0	190	R-Fr.	St. Michael, Minn./St. Michael-Albertville H.S.
27	Bryce Ronken	IF	L/R	5-11	190	Fr.	Sioux Falls, S.D./Washington H.S.
28	Adam Benes**	IF/OF	R/R	5-11	195	Jr.	Longmont, Colo./Longmont H.S.
29	Will Kent*	P	R/R	6-1	185	So.	Rosemount, Minn./Rosemount H.S.
30	Tyus Smith	P	R/R	6-5	200	Fr.	Prior Lake, Minn./Prior Lake H.S.
31	Charlie Jacobson	P	L/L	6-6	230	R-Fr.	Marshall, Minn./Marshall H.S.
32	Jude Sundquist	P	R/R	6-5	230	R-Fr.	Chisholm, Minn./Chisholm H.S.
33	Dawson Parry**	IF/DH	R/R	6-1	240	Sr.	Highland, Utah/Miles CC (Mont.)
34	Brady Hawkins**	P	R/R	6-3	225	Jr.	Mitchell, S.D./Ethan H.S.
35	Jake Goble**	P	R/R	6-5	235	Jr.	Rapid City, S.D./St. Thomas More H.S.
36	Jayden Gibson	C	R/R	6-0	200	Gr.	Grinnell, Iowa/Parkland CC (Ill.)
37	Alex Koep	P	L/L	5-10	195	Gr.	Parkers Prairie, Minn./Minnesota Crookston
38	Mason Lang	C	L/R	6-1	205	Fr.	Chaska, Minn./Chanhassen H.S.
39	Andrew Phillips	OF	L/R	5-11	200	Fr.	Hartland, Minn./NRHEG H.S.
41	Tristan Augedahl	P	L/L	6-8	195	Fr.	Caledonia, Minn./Caledonia H.S.

\* indicates number of varsity letters earned

### COACHING STAFF

Head Coach-Rob Bishop  
Pitching Coach-Connor Faix

Assistant Coach-Danny Higginbotham  
Volunteer Assistant-Ryley Kozisek

**A LOOK AHEAD:** The Jackrabbits are slated to continue Summit League play with a three-game weekend series April 5-7 at North Dakota State. The series opener is set for a 3 p.m. first pitch, with games April 6 and 7 slated for respective start times of 2 and 1 p.m. at Newman Outdoor Field in Fargo, North Dakota.



# 2024 JACKRABBIT BASEBALL PROSPECTUS

## POSITION STARTERS

### Returning (R) and Lost (L)

	Cl.	Notes
(L) C: Ryan McDonald	—	First-team all-Summit League; .417 avg., 17 HR, 39 RBI, .929 slg. in 36 games
(R) 1B: Dawson Parry	Sr.	All-Summit League honorable mention; .322 avg., 10 HR, 39 RBI, .528 slg.
(R) 2B: Cade Stuff	Sr.	Second-team all-Summit League; .286 avg., 5 HR, 16 2B, 24 RBI in 50 games
(L) SS: Luke Ira	—	All-Summit League honorable mention; .252 avg., 15 HR, 47 RBI, .533 slg.
(L) 3B: Nic Nelson	—	All-Summit League honorable mention; .299 avg., 16 HR, 52 RBI, .619 slg.
(R) LF: Jess Bellows	Jr.	.293 avg., 1 HR, 24 RBI in 48 games (43 starts)
(R) CF: Reece Anderson	Sr.	All-Summit League honorable mention; .286 avg., 5 HR, 28 RBI, 4 SB
(L) RF: Drew Beazley	—	Second-team all-Summit League; .269 avg., 8 HR, 16 2B, 39 RBI, 8 SB
(R) DH: Thatcher Kozal	Sr.	.230 avg., 5 HR, 13 RBI in 38 games (24 starts)

## STARTING PITCHERS

### Returning (R) and Lost (L)

	Cl.	Notes
(R) LHP: Reece Arbogast	Jr.	1-0 record, 5.74 ERA, 36 K, 17 BB in 47.0 IP (8 starts)
(R) RHP: Jake Goble	Jr.	All-Summit League honorable mention; 5-3, 4.32 ERA, 46 K, 19 BB in 11 starts
(L) RHP: Blake Kunz	—	1-7 record, 6.51 ERA, 59 K, 38 BB in 56.2 IP (11 starts)

(R) RHP: Nic McCay	Sr.	Sat out 2023 due to injury; 4-4 record, 5.80 ERA in 68.1 IP (14 starts) in 2022
(R) RHP: Owen Bishop	Jr.	Missed 2023 season; 4-5 record, 4.19 ERA over 58.0 IP (11 starts) in 2022

## OTHER POSITION PLAYERS

	Cl.	Notes
(R) UT/DH: Adam Benes	Jr.	Batted .225 with 3 HR and 13 RBI in 37 games (22 starts) in 2023
(R) IF: Tyson Kogel	So.	Redshirted during 2023 season; batted .154 (2-for-13) in 6 games in '22
(R) UT: Jordan Sagedahl	Sr.	Batted .171 with 2 2B and 5 RBI in 2023
(R) C: Dagen Schramm	Jr.	Batted .182 with 2 HR and 8 RBI in 24 games (16 starts) in 2023
(L) C: Brandon Vlcko	—	Batted .250 with 1 HR and 5 RBI in 8 games (6 starts) in 2023
(R) IF: Matthew Werk	So.	Played in 21 games (8 starts) in 2023, batting .243 with 1 HR and 5 RBI
(L) OF: Bryce Zimmerman	—	Played in 2 games in 2023

## OTHER PITCHERS

	Cl.	Notes
(L) RHP: Ryan Bourassa	—	3-3 record, 8 SV, 4.46 ERA, 62 K, 15 BB over 40.1 IP in 20 appearances
(R) RHP: Alex Clemons	Jr.	2-0 record, 7.04 ERA, 42 K, 23 BB over 30.2 IP in 19 appearances (2 starts)
(R) RHP: Dylan Driessen	So.	5-4 record, 6.48 ERA, 36 K, 18 BB over 25.0 IP in 19 relief appearances
(R) RHP: Brady Hawkins	So.	2-4 record, 7.49 ERA in 17 appearances (5 starts); 23 K, 15 BB in 33.2 IP
(R) RHP: Will Kent	So.	2-1 record, 11.02 ERA in 8 appearances (4 starts); 14 K, 18 BB in 16.1 IP
(R) RHP: Jack Kruger	So.	0-3 record, 7.90 ERA in 16 appearances (6 starts); 31 K, 30 BB in 41.0 IP
(R) RHP: Dylan Richey	Jr.	0-2 record, 9.31 ERA in 13 appearances (1 start); 18 K, 12 BB in 19.1 IP
(R) RHP: Jordan Sagedahl	Jr.	1-0 record, 7.56 ERA in 4 relief appearances; 11 K, 4 BB in 8.1 IP
(L) RHP: Eli Sundquist	—	All-Summit League HM; 1-1, 1 SV, 4.45 ERA, 47 K, 27 BB in 28.1 IP over 17 App
(R) RHP: Dane Toman	Jr.	1-0 record, 7.03 ERA in 13 appearances (3 starts); 17 K, 26 BB in 24.1 IP

## RETURNING REDSHIRTS

LHP: Charlie Jacobson
IF: Luke Luskey
OF: Hunter Palmer
IF: Carter Sintek
RHP: Jude Sundquist

## INCOMING PLAYERS

LHP: Tristan Augedahl	C: Davis Carr (JUCO transfer)
OF: Cohen Henry	OF: Cael Frost (JUCO transfer)
C: Mason Lang	C: Jayden Gibson (grad transfer)
OF: Andrew Phillips	LHP: Alex Koep (grad transfer)
IF: Bryce Ronken	RHP: Arlen Peters (JUCO transfer)
P: Tyus Smith	RHP: Sam Schlect (JUCO transfer)

# 2024 JACKRABBIT BASEBALL RESULTS

DATE	OPPONENT	SCORE	SITE	SDSU	OPPONENT	W-L	PITCHER OF RECORD
Feb. 16	New Mexico State	L, 6-8	Las Cruces, N.M.	6-8-1	8-9-0	0-1	Sam Schlecht (0-1)
Feb. 17	New Mexico State	L, 9-13	Las Cruces, N.M.	9-10-1	13-10-4	0-2	Jake Goble (0-1)
Feb. 18	New Mexico State	W, 8-5	Las Cruces, N.M.	8-7-1	5-1-1	1-2	Alex Clemons (1-0)
Feb. 19	New Mexico State	W, 11-10	Las Cruces, N.M.	11-12-4	10-14-0	2-2	Dylan Driessen (1-0)
Feb. 22	New Mexico	W, 11-5	Albuquerque, N.M.	11-11-1	5-8-1	3-2	Alex Koep (1-0)
Feb. 23	New Mexico	L, 11-12	Albuquerque, N.M.	11-19-2	12-16-3	3-3	Reece Arbogast (0-1)
Feb. 24	New Mexico	L, 8-9	Albuquerque, N.M.	8-14-3	9-12-1	3-4	Alex Clemons (1-1)
Feb. 24	New Mexico	L, 2-13	Albuquerque, N.M.	2-9-0	13-15-0	3-5	Will Kent (0-1)
Mar. 1	SIUE	W, 6-3	Edwardsville, Ill.	6-11-0	3-9-1	4-5	Brady Hawkins (1-0)
Mar. 2	SIUE	W, 8-1	Edwardsville, Ill.	8-11-2	1-5-2	5-5	Jake Goble (1-1)
Mar. 2	SIUE	(7 inn.) W, 5-4	Edwardsville, Ill.	5-8-0	4-8-0	6-5	Will Kent (1-1)
Mar. 3	SIUE	(10 inn.) L, 5-6	Edwardsville, Ill.	5-9-2	6-11-2	6-6	Dylan Driessen (1-1)
Mar. 8	Dayton	W, 8-5	Dayton, Ohio	8-11-1	5-5-2	7-6	Alex Clemons (2-1)
Mar. 8	Dayton	(7 inn.) L, 5-15	Dayton, Ohio	5-6-1	15-11-1	7-7	Will Kent (1-2)
Mar. 9	Dayton	L, 3-7	Dayton, Ohio	3-7-1	7-10-1	7-8	Jake Goble (1-2)
Mar. 10	Dayton	L, 6-16	Dayton, Ohio	6-7-3	16-12-1	7-9	Arlen Peters (0-1)
Mar. 13	Kansas State	L, 5-16	Manhattan, Kan.	5-5-2	16-15-0	7-10	Jack Kruger (0-1)
Mar. 16	Oral Roberts	W, 5-2	Tulsa, Okla.	5-11-1	2-5-1	8-10 (1-0)	Nic McCay (1-0)
Mar. 17	Oral Roberts	W, 12-7	Tulsa, Okla.	12-0-0	7-12-2	9-10 (2-0)	Jake Goble (2-2)
Mar. 18	Oral Roberts	W, 6-3	Tulsa, Okla.	6-10-1	3-4-0	10-10 (3-0)	Reece Arbogast (1-1)
Mar. 20	Creighton	L, 3-10	Omaha, Neb.	3-7-3	10-10-1	10-11	Will Kent (1-3)
Mar. 22	St. Thomas	W, 1-0	Omaha, Neb.	1-2-0	0-3-2	11-11 (4-0)	Nic McCay (2-0)
Mar. 23	St. Thomas	L, 5-11	Omaha, Neb.	5-9-2	11-12-1	11-12 (4-1)	Jake Goble (2-3)

## 2024 INNING-BY-INNING SCORING SUMMARY

	1	2	3	4	5	6	7	8	9	EX	TOTAL
South Dakota State	21	14	15	13	17	22	17	12	18	0	149
Opponents	25	28	11	22	24	8	34	15	13	1	181

## JACKRABBITS' RECORD WHEN ...

Overall .....	11-12	Scoring 6-9 Runs .....	5-4	Trailing After 8 Innings .....	1-8
Summit League .....	4-1	Scoring 10+ Runs .....	3-1	Tied After 8 Innings .....	1-0
Non-Conference .....	7-11	Opponent Scores 0-2 Runs .....	3-0	Hit 0 Home Runs .....	2-4
Home Games .....	0-0	Opponent Scores 3-5 Runs .....	6-0	Hit 1 Home Run .....	4-3
Away Games .....	10-11	Opponent Scores 6-9 Runs .....	1-4	Hit 2+ Home Runs .....	5-5
Neutral-Site Games .....	1-1	Opponent Scores 10+ Runs .....	1-8	Opponent Hit 0 Home Runs .....	7-7
Day Games .....	10-11	Scored in First Inning .....	7-4	Opponent Hit 1 Home Run .....	3-2
Night Games (start 6 p.m. or later) .....	1-1	Opponent Scored in First Inning .....	3-7	Opponent Hit 2+ Home Runs .....	1-3
vs. Left-Handed Starter .....	3-3	Scores First .....	10-7	Made 0 Errors .....	4-1
vs. Right-Handed Starter .....	8-9	Opponent Scores First .....	1-5	Made 1 Error .....	5-4
1-Run Games .....	3-3	Leading After 6 Innings .....	8-3	Made 2+ Errors .....	2-7
2-Run Games .....	0-1	Trailing After 6 Innings .....	2-8	Opponent Made 0 Errors .....	3-3
5+ Run Games .....	3-6	Tied After 6 Innings .....	1-1	Opponent Made 1 Error .....	4-6
Extra Innings .....	0-1	Leading After 7 Innings .....	7-2	Opponent Made 2+ Errors .....	4-3
Shutouts .....	1-0	Trailing After 7 Innings .....	0-9	Out-Hit Opponent .....	7-2
Scoring 0-2 Runs .....	1-1	Tied After 7 Innings .....	3-0	Out-Hit By Opponent .....	3-9
Scoring 3-5 Runs .....	2-6	Leading After 8 Innings .....	8-2	Hits Tied .....	1-1

# 2024 JACKRABBIT BASEBALL STATISTICS

## JACKRABBIT HOME RUN LOG

1. Cael Frost (1)	Feb. 16 at New Mexico State	2-Run	1st Inning
2. Dawson Parry (1)	Feb. 16 at New Mexico State	2-Run	3rd Inning
3. Reece Anderson (1)	Feb. 16 at New Mexico State	2-Run	8th Inning
4. Davis Carr (1)	Feb. 17 at New Mexico State	Solo	7th Inning
5. Dawson Parry (2)	Feb. 18 at New Mexico State	Solo	1st Inning
6. Cael Frost (2)	Feb. 18 at New Mexico State	Solo	4th Inning
7. Dawson Parry (3)	Feb. 18 at New Mexico State	Grand Slam	9th Inning
8. Davis Carr (2)	Feb. 19 at New Mexico State	3-Run	2nd Inning
9. Dawson Parry (4)	Feb. 22 at New Mexico	2-Run	1st Inning
10. Carter Sintek (1)	Feb. 22 at New Mexico	Solo	4th Inning
11. Cade Stuff (1)	Feb. 22 at New Mexico	Solo	4th Inning
12. Cael Frost (3)	Feb. 22 at New Mexico	2-Run	5th Inning
13. Bryce Ronken (1)	Feb. 23 at New Mexico	2-Run	2nd Inning
14. Thatcher Kozal (1)	Feb. 23 at New Mexico	Solo	9th Inning
15. Cael Frost (4)	Feb. 24 at New Mexico-1	2-Run	7th Inning
16. Thatcher Kozal (2)	Feb. 24 at New Mexico-2	Solo	5th Inning
17. Dawson Parry (5)	Mar. 1 at SIUE	^Solo	3rd Inning
18. Cael Frost (5)	Mar. 1 at SIUE	^Solo	3rd Inning
19. Carter Sintek (2)	Mar. 2 at SIUE-1	2-Run	1st Inning
20. Dawson Parry (6)	Mar. 2 at SIUE-1	Solo	2nd Inning
21. Luke Luskey (1)	Mar. 2 at SIUE-1	Solo	9th Inning
22. Cael Frost (6)	Mar. 2 at SIUE-2	3-Run	7th Inning
23. Jordan Sagedahl (1)	Mar. 3 at SIUE	Solo	3rd Inning
24. Cade Stuff (2)	Mar. 3 at SIUE	2-Run	4th Inning
25. Jordan Sagedahl (2)	Mar. 3 at SIUE	2-Run	9th Inning
26. Jess Bellows (1)	Mar. 8 at Dayton	Solo	3rd Inning
27. Cael Frost (7)	Mar. 8 at Dayton	3-Run	4th Inning
28. Luke Luskey (8)	Mar. 8 at Dayton	2-Run	8th Inning
29. Dawson Parry (7)	Mar. 13 at Kansas State	Grand Slam	1st Inning
30. Cael Frost (8)	Mar. 13 at Kansas State	Solo	3rd Inning
31. Cael Frost (9)	Mar. 16 at Oral Roberts	3-Run	6th Inning
32. Dawson Parry (8)	Mar. 17 at Oral Roberts	Grand Slam	6th Inning
33. Cael Frost (10)	Mar. 23 vs. St. Thomas	Solo	4th Inning
34. Thatcher Kozal (3)	Mar. 23 vs. St. Thomas	2-Run	7th Inning

^ Back-to-back home runs

#Leadoff home run

PH-Pinch-hit

## HOME RUNS BY TYPE

Solo	15
2-Run	12
3-Run	4
Grand Slam	3

## HOME RUNS BY INNING

First	5
Second	3
Third	6
Fourth	6
Fifth	2
Sixth	2
Seventh	4
Eighth	2
Ninth	4
10th or later	0



# The AutomatedScoreBook

## Overall Statistics for South Dakota State (as of Mar 24, 2024)

### (All games Sorted by Batting avg)

Record: 11-12    Home:0-0    Away:10-11    Neutral:1-1    Summit:4-1

Player	avg	gp-gs	ab	r	h	2b	3b	hr	rbi	tb	slg%	bb	hp	so	gdp	ob%	sf	sh	sb-att	po	a	e	fld%
Cael Frost	.396	23-23	91	24	36	8	0	10	29	74	.813	11	4	20	4	.477	1	0	1-1	42	1	1	.977
Reece Anderson	.327	13-13	49	15	16	2	1	1	6	23	.469	4	3	6	2	.411	0	2	0-0	20	0	0	1.000
Dawson Parry	.326	23-23	95	19	31	6	0	8	32	61	.642	10	2	17	3	.398	1	0	0-0	23	2	0	1.000
Carter Sintek	.283	23-23	92	22	26	2	3	2	9	40	.435	6	6	9	1	.362	1	1	0-2	31	51	4	.953
Jess Bellows	.273	21-21	77	14	21	4	1	1	10	30	.390	5	5	14	2	.352	1	1	5-6	39	2	1	.976
Cade Stuff	.271	22-22	85	9	23	6	0	2	11	35	.412	5	2	17	4	.316	3	0	0-2	26	56	3	.965
Bryce Ronken	.270	21-17	63	11	17	4	2	1	5	28	.444	6	2	20	2	.347	1	0	1-1	13	23	7	.837
Jordan Sagedahl	.206	17-11	34	3	7	0	0	2	7	13	.382	6	0	12	2	.317	1	1	0-0	56	12	2	.971
Thatcher Kozal	.200	16-7	30	7	6	2	0	3	4	17	.567	4	0	15	0	.294	0	0	3-3	7	0	0	1.000
Dagen Schramm	.200	5-4	10	0	2	0	0	0	0	2	.200	0	0	4	0	.200	0	0	0-0	14	7	0	1.000
Matthew Werk	.200	10-2	10	0	2	0	0	0	0	2	.200	0	0	6	0	.200	0	0	1-1	6	9	1	.938
Luke Luskey	.196	21-18	56	6	11	4	0	2	10	21	.375	7	5	16	0	.333	1	1	1-1	109	3	0	1.000
Davis Carr	.192	20-13	52	12	10	3	0	2	12	19	.365	6	3	25	0	.306	1	0	1-1	109	8	4	.967
Adam Benes	.143	19-4	28	4	4	0	0	0	5	4	.143	5	0	14	0	.273	0	1	1-1	57	3	0	1.000
Cohen Henry	.143	10-5	14	3	2	0	1	0	1	4	.286	5	1	7	0	.400	0	1	0-0	15	0	0	1.000
Jayden Gibson	.000	1-1	2	0	0	0	0	0	0	0	.000	0	0	1	0	.000	0	0	0-0	4	0	0	1.000
Tyson Kogel	.000	2-0	2	0	0	0	0	0	0	0	.000	0	0	2	0	.000	0	0	0-0	0	3	0	1.000
Hunter Palmer	.000	1-0	1	0	0	0	0	0	0	0	.000	0	0	1	0	.000	0	0	0-0	1	0	0	1.000
Totals	.271	23	791	149	214	41	8	34	141	373	.472	80	33	206	20	.357	11	8	14-19	576	201	32	.960
Opponents	.284	23	764	181	217	44	13	13	156	326	.427	172	33	180	13	.431	10	7	29-38	609	202	27	.968

LOB - Team(167), Opp (228). DPs turned - Team(13), Opp (21). CI - Team(0), Opp (2). IBB - Team(4), Parry 2, Sintek 1, Frost 1, Opp (1). Picked off - Sintek2, Stuff 1, Luskey 1.

### (All games Sorted by Earned run avg)

Player	era	w-l	app	gs	cg	sho	sv	ip	h	r	er	bb	so	2b	3b	hr	b/avg	wp	hp	bks	sfa	sha
Nic McCay	2.28	2-0	5	5	0	0/1	0	27.2	21	9	7	11	38	6	2	1	.206	3	3	1	1	0
Reece Arbogast	3.38	1-1	6	2	0	0/0	0	18.2	20	7	7	5	8	3	0	2	.267	0	0	0	0	2
Alex Clemons	3.48	2-1	9	0	0	0/1	3	10.1	3	6	4	18	17	0	0	1	.091	4	0	0	1	1
Brady Hawkins	3.68	1-0	8	0	0	0/0	0	7.1	10	4	3	2	4	1	0	1	.303	0	1	0	0	0
Jake Goble	5.93	2-3	6	6	0	0/0	0	30.1	39	29	20	17	26	6	2	0	.307	3	0	0	1	1
Dylan Driessen	6.60	1-1	12	0	0	0/0	1	15.0	12	13	11	24	18	2	0	0	.222	7	2	0	1	0
Arlen Peters	6.75	0-1	6	4	0	0/0	0	20.0	24	17	15	18	17	4	3	2	.296	5	1	0	0	2
Owen Bishop	6.75	0-0	2	0	0	0/0	0	4.0	6	5	3	3	0	2	0	0	.353	0	1	1	1	0
Jude Sundquist	8.31	0-0	4	0	0	0/0	0	4.1	5	4	4	7	4	0	1	0	.294	5	0	0	0	0
Alex Koep	8.53	1-0	7	0	0	0/0	0	12.2	13	12	12	10	14	4	3	0	.265	2	4	0	1	1
Sam Schlecht	9.24	0-1	9	1	0	0/0	0	12.2	14	15	13	15	11	2	0	1	.286	4	6	0	1	0
Will Kent	10.12	1-3	6	3	0	0/0	0	13.1	21	25	15	17	15	5	1	1	.382	6	9	1	2	0
Jack Kruger	17.76	0-1	6	2	0	0/0	0	12.2	25	29	25	18	5	8	1	3	.417	7	4	0	0	0
Charlie Jacobson	18.00	0-0	3	0	0	0/0	0	3.0	4	6	6	7	3	1	0	1	.333	0	2	0	1	0
Totals	6.80	11-12	23	23	0	1/1	4	192.0	217	181	145	172	180	44	13	13	.284	46	33	3	10	7
Opponents	5.63	12-11	23	23	0	0/0	0	203.0	214	149	127	80	206	41	8	34	.271	19	33	0	11	8

PB - Team(17), Carr 12, Sagedahl 3, Gibson 1, Schramm 1, Opp (9). Pickoffs - Team(5), Kruger 2, Schramm 1, Driessen 1, Kent 1, Opp (4). SBA/ATT - Carr(13-15), Sagedahl (11-13), Schramm (5-9), Kruger (6-8), Kent (5-7), Goble (4-6), Peters (3-4), Driessen (3-3), Schlecht (1-3), Jacobson (2-2), McCay (2-2), Koep (1-1), Bishop (1-1), Sundquist (1-1).

**The AutomatedScoreBook**  
**Overall Statistics for South Dakota State (as of Mar 24, 2024)**  
**(All games Sorted by Fielding pct)**

Player	c	po	a	e	fld%	dp	sba	csb	sba%	pb	ci
Luke Luskey	112	109	3	0	1.000	2	0	0	---	0	0
Adam Benes	60	57	3	0	1.000	10	0	0	---	0	0
Dawson Parry	25	23	2	0	1.000	1	0	0	---	0	0
Dagen Schramm	21	14	7	0	1.000	0	5	4	.556	1	0
Reece Anderson	20	20	0	0	1.000	0	0	0	---	0	0
Cohen Henry	15	15	0	0	1.000	0	0	0	---	0	0
Thatcher Kozal	7	7	0	0	1.000	0	0	0	---	0	0
Sam Schlecht	5	0	5	0	1.000	0	1	2	.333	0	0
Jayden Gibson	4	4	0	0	1.000	0	0	0	---	1	0
Tyson Kogel	3	0	3	0	1.000	1	0	0	---	0	0
Arlen Peters	3	0	3	0	1.000	0	3	1	.750	0	0
Will Kent	2	0	2	0	1.000	1	5	2	.714	0	0
Alex Clemons	2	0	2	0	1.000	0	0	0	---	0	0
Hunter Palmer	1	1	0	0	1.000	0	0	0	---	0	0
Nic McCay	1	0	1	0	1.000	0	2	0	1.000	0	0
Charlie Jacobson	1	1	0	0	1.000	0	2	0	1.000	0	0
Brady Hawkins	1	0	1	0	1.000	0	0	0	---	0	0
Cael Frost	44	42	1	1	.977	0	0	0	---	0	0
Jess Bellows	42	39	2	1	.976	0	0	0	---	0	0
Jordan Sagedahl	70	56	12	2	.971	0	11	2	.846	3	0
Davis Carr	121	109	8	4	.967	0	13	2	.867	12	0
Cade Stuff	85	26	56	3	.965	8	0	0	---	0	0
Carter Sintek	86	31	51	4	.953	7	0	0	---	0	0
Matthew Werk	16	6	9	1	.938	3	0	0	---	0	0
Bryce Ronken	43	13	23	7	.837	2	0	0	---	0	0
Dylan Driessen	7	1	3	3	.571	0	3	0	1.000	0	0
Jack Kruger	7	1	3	3	.571	0	6	2	.750	0	0
Jake Goble	5	1	1	3	.400	0	4	2	.667	0	0
Reece Arbogast	0	0	0	0	.000	0	0	0	---	0	0
Alex Koep	0	0	0	0	.000	0	1	0	1.000	0	0
Jude Sundquist	0	0	0	0	.000	0	1	0	1.000	0	0
Owen Bishop	0	0	0	0	.000	0	1	0	1.000	0	0
Totals	809	576	201	32	.960	13	29	9	.763	17	0
Opponents	838	609	202	27	.968	21	14	5	.737	9	2

# The Automated ScoreBook

## Conference statistics for South Dakota State (as of Mar 24, 2024)

### (Summit games only Sorted by Batting avg)

Record: 4-1   Home:0-0   Away:3-0   Neutral:1-1   Summit:4-1

Player	avg	gp-gs	ab	r	h	2b	3b	hr	rbi	tb	slg%	bb	hp	so	gdp	ob%	sf	sh	sb-att	po	a	e	fld%
Jordan Sagedahl	.667	3-2	3	1	2	0	0	0	2	2	.667	4	0	1	0	.857	0	0	0-0	18	1	0	1.000
Cael Frost	.471	5-5	17	8	8	1	0	2	4	15	.882	6	1	3	1	.625	0	0	1-1	10	0	0	1.000
Cade Stuff	.421	5-5	19	1	8	2	0	0	6	10	.526	2	0	3	0	.417	3	0	0-1	3	13	1	.941
Dawson Parry	.273	5-5	22	2	6	2	0	1	9	11	.500	2	0	6	0	.333	0	0	0-0	8	0	0	1.000
Bryce Ronken	.250	5-5	16	3	4	1	1	0	1	7	.438	2	0	5	0	.316	1	0	1-1	3	4	1	.875
Luke Luskey	.250	5-4	12	1	3	1	0	0	1	4	.333	1	2	2	0	.400	0	1	0-0	30	1	0	1.000
Reece Anderson	.235	4-4	17	2	4	1	0	0	2	5	.294	2	0	1	0	.316	0	2	0-0	5	0	0	1.000
Davis Carr	.182	5-3	11	2	2	1	0	0	0	3	.273	2	1	3	0	.357	0	0	0-0	30	2	1	.970
Carter Sintek	.143	5-5	21	5	3	0	0	0	0	3	.143	1	2	4	0	.250	0	0	0-0	7	8	0	1.000
Thatcher Kozal	.143	4-2	7	1	1	0	0	1	2	4	.571	1	0	4	0	.250	0	0	1-1	1	0	0	1.000
Jess Bellows	.045	5-5	22	2	1	0	0	0	1	1	.045	1	1	3	0	.125	0	0	1-1	13	1	1	.933
Adam Benes	.000	5-0	3	1	0	0	0	0	0	0	.000	0	0	1	0	.000	0	0	0-0	3	1	0	1.000
-----																							
Matthew Werk	.000	2-0	0	0	0	0	0	0	0	0	.000	0	0	0	0	.000	0	0	0-0	1	0	0	1.000
Totals	.247	5	170	29	42	9	1	4	28	65	.382	24	7	36	1	.356	4	3	4-5	132	35	4	.977
Opponents	.212	5	170	23	36	7	2	1	22	50	.294	27	5	49	1	.337	0	0	0-0	135	44	6	.968

LOB - Team(44), Opp (47). DPs turned - Team(1), Opp (1). Picked off - Sintek1, Luskey 1.

### (Summit games only Sorted by Earned run avg)

Player	era	w-l	app	gs	cg	sho	sv	ip	h	r	er	bb	so	2b	3b	hr	b/avg	wp	hp	bk	sfa	sha
Alex Clemons	0.00	0-0	3	0	0	0/1	1	3.0	0	0	0	5	5	0	0	0	.000	0	0	0	0	0
Brady Hawkins	0.00	0-0	2	0	0	0/0	0	2.1	0	0	0	2	1	0	0	0	.000	0	1	0	0	0
Arlen Peters	0.00	0-0	1	0	0	0/0	0	1.0	1	0	0	0	1	0	0	0	.250	0	0	0	0	0
Nic McCay	0.60	2-0	2	2	0	0/1	0	15.0	8	2	1	3	21	2	0	0	.154	1	2	0	0	0
Reece Arbogast	2.35	1-0	2	1	0	0/0	0	7.2	4	2	2	2	4	1	0	0	.143	0	0	0	0	0
Dylan Driessen	3.86	0-0	3	0	0	0/0	1	2.1	2	1	1	4	4	0	0	0	.222	0	0	0	0	0
Jake Goble	5.87	1-1	2	2	0	0/0	0	7.2	12	11	5	7	7	2	1	0	.333	1	0	0	0	0
Sam Schlecht	8.10	0-0	2	0	0	0/0	0	3.1	5	3	3	2	3	1	0	1	.333	2	2	0	0	0
Alex Koep	21.60	0-0	2	0	0	0/0	0	1.2	4	4	4	2	3	1	1	0	.444	0	0	0	0	0
Totals	3.27	4-1	5	5	0	1/1	2	44.0	36	23	16	27	49	7	2	1	.212	4	5	0	0	0
Opponents	4.80	1-4	5	5	0	0/0	0	45.0	42	29	24	24	36	9	1	4	.247	4	7	0	4	3

PB - Team(4), Carr 4, Opp (3). Pickoffs - Team(0), Opp (2).



**The Automated ScoreBook**  
**Conference statistics for South Dakota State (as of Mar 24, 2024)**  
**(Summit games only Sorted by Fielding pct)**

Player	c	po	a	e	fld%	dp	sba	csb	sba%	pb	ci
Luke Luskey	31	30	1	0	1.000	1	0	0	---	0	0
Jordan Sagedahl	19	18	1	0	1.000	0	0	0	---	0	0
Carter Sintek	15	7	8	0	1.000	1	0	0	---	0	0
Cael Frost	10	10	0	0	1.000	0	0	0	---	0	0
Dawson Parry	8	8	0	0	1.000	0	0	0	---	0	0
Reece Anderson	5	5	0	0	1.000	0	0	0	---	0	0
Adam Benes	4	3	1	0	1.000	0	0	0	---	0	0
Sam Schlecht	2	0	2	0	1.000	0	0	0	---	0	0
Nic McCay	1	0	1	0	1.000	0	0	0	---	0	0
Thatcher Kozal	1	1	0	0	1.000	0	0	0	---	0	0
Matthew Werk	1	1	0	0	1.000	0	0	0	---	0	0
Brady Hawkins	1	0	1	0	1.000	0	0	0	---	0	0
Davis Carr	33	30	2	1	.970	0	0	0	---	4	0
Cade Stuff	17	3	13	1	.941	0	0	0	---	0	0
Jess Bellows	15	13	1	1	.933	0	0	0	---	0	0
Bryce Ronken	8	3	4	1	.875	0	0	0	---	0	0
Arlen Peters	0	0	0	0	.000	0	0	0	---	0	0
Reece Arbogast	0	0	0	0	.000	0	0	0	---	0	0
Alex Clemons	0	0	0	0	.000	0	0	0	---	0	0
Alex Koep	0	0	0	0	.000	0	0	0	---	0	0
Jake Goble	0	0	0	0	.000	0	0	0	---	0	0
Dylan Driessen	0	0	0	0	.000	0	0	0	---	0	0
Totals	171	132	35	4	.977	1	0	0	---	4	0
Opponents	185	135	44	6	.968	1	4	1	.800	3	0

# RECORD BOOK

## GAMES PLAYED

### CAREER

1.	218	Eric Cain	2009-12
2.	216	Billy Stitz	2008-11
3.	215	Paul Jacobson	2013-16
4.	210	Luke Ira	2019-23
5.	207	Nick Adams	2005-08
6.	201	Matt Johnson	2014-17
7.	199	Tyson Fisher	2005-08
8.	198	Doug Sehr	1991-94
9.	197	Korby Mintken	2005-08
10.	196	Newt Johnson	2015-18

## BATTING AVERAGE

### SEASON

(minimum of 100 at bats)

1.	.449	Cole Irish	1996
2.	.443	Frank Cutler	1982
3.	.437	Dave Wilner	1988
4.	.431	Tim Johnson	1986
5.	.423	Matt Hanson	2002
6.	.418	Dave Manke	1974
7.	.417	Larry Heffley	1985
	.417	Ryan McDonald	2023
9.	.416	Terry Van Engelenhoven	1993
	.416	Billy McMacken	1989
	.416	Dean Krogman	1971

## AT-BATS

### SEASON

1.	283	Billy Stitz	2010
2.	253	Joel Blake	2010
3.	251	Eric Cain	2010
4.	244	Billy Stitz	2011
5.	228	Joel Blake	2009
	228	John Lee	2010
	228	Paul Jacobson	2016
8.	225	Paul Jacobson	2015
	225	Gus Steiger	2019
10.	223	Jesse Sawyer	2010
	223	Scott Splett	2014

### CAREER

1.	914	Billy Stitz	2008-11
2.	836	Luke Ira	2019-23
3.	820	Eric Cain	2009-12
4.	779	Nick Adams	2005-08
5.	750	Paul Jacobson	2013-16
6.	722	Tyson Fisher	2005-08
7.	715	Matt Johnson	2014-17
8.	705	Korby Mintken	2005-08
9.	703	Joel Blake	2009-11
10.	692	Greg Geary	2002-05

## HITS

### SEASON

1.	111	Billy Stitz	2010
2.	99	Joel Blake	2010
3.	97	Eric Cain	2010
4.	91	John Lee	2010
5.	83	Joel Blake	2011
6.	80	Joel Blake	2009
	80	Tony Martin	2009

T6.	80	Jesse Sawyer	2010
9.	77	Matt Hanson	2002
	77	Billy Stitz	2011

### CAREER

1.	311	Billy Stitz	2008-11
2.	272	Eric Cain	2009-12
3.	262	Joel Blake	2009-11
4.	256	Greg Geary	2002-05
5.	244	Nick Adams	2005-08
6.	233	Tyson Fisher	2005-08
7.	224	Cole Irish	1993-96
8.	223	Billy McMacken	1987-90
9.	221	Korby Mintken	2005-08
10.	218	Luke Ira	2019-23

## RUNS SCORED

### SEASON

1.	75	Billy Stitz	2010
2.	74	John Lee	2010
3.	72	Jesse Sawyer	2010
4.	63	Cole Irish	1996
	63	Joel Blake	2010
6.	61	Joe Hardin	1993
	61	Jesse Sawyer	2009
	61	Eric Cain	2010
9.	59	Doug Sehr	1994
10.	58	Korby Mintken	2007

### CAREER

1.	189	Billy Stitz	2008-11
2.	173	Korby Mintken	2005-08
3.	172	Cole Irish	1993-96
4.	170	Tyson Fisher	2005-08
5.	168	Jesse Sawyer	2009-11
6.	163	Billy McMacken	1987-90
7.	162	Joel Blake	2009-11
8.	160	Ryan Krogman	1991-94
	160	Doug Sehr	1991-94
10.	158	Eric Cain	2009-12

## RUNS BATTED IN

### SEASON

1.	83	Eric Cain	2010
2.	73	Jesse Sawyer	2010
3.	67	Billy Stitz	2010
4.	66	Joel Blake	2010
5.	63	Cole Irish	1996
6.	61	John Lee	2010
7.	60	Billy McMacken	1990
8.	58	Jesse Sawyer	2009
9.	57	Kerry Jacobson	2002
	57	Stephen Turner	2009

### CAREER

1.	192	Billy McMacken	1987-90
2.	187	Greg Geary	2002-05
3.	179	Eric Cain	2009-12
4.	176	Chris Studer	1999-2002
5.	173	Jesse Sawyer	2009-11
6.	169	Billy Stitz	2008-11
7.	162	Pat Schmidt	1992-95
	162	Doug Sehr	1991-94

9.	156	Nick Adams	2005-08
10.	154	Ryan Krogman	1991-94

## DOUBLES

### SEASON

1.	33	Joel Blake	2010
2.	26	Billy Stitz	2010
3.	21	Joel Blake	2009
	21	John Lee	2010
5.	20	Craig Parry	2008
6.	18	Billy McMacken	1990
	18	Russ Langer	2000
	18	Greg Geary	2004
	18	Jesse Sawyer	2009
10.	17	Jesse Sawyer	2010

### CAREER

1.	70	Joel Blake	2009-11
2.	62	Billy Stitz	2008-11
3.	54	Greg Geary	2002-05
4.	50	Russ Langer	1998-2001
	50	Matt Johnson	2014-17
	50	Drew Beazley	2019-23
7.	49	Billy McMacken	1987-90
8.	48	Chris Studer	1999-2002
	48	Paul Jacobson	2013-16
10.	46	Doug Sehr	1991-94



**BILLY STITZ** ended his career as the Jackrabbits' career leader in hits (311), games played (216), at-bats (914), total bases (462) and runs scored (189). During his junior season in 2010, Stitz established new single-season records for hits, at-bats, runs scored and total bases.

# RECORD BOOK

## TRIPLES

### SEASON

1.	7	Galen Carver	1981
	7	Dave Williams	1989
	7	Korby Mintken	2006
	7	Nick Adams	2006
	7	Korby Mintken	2007
	7	Korby Mintken	2008
	7	Billy Stitz	2011
8.	6	Ken Brooks	1990
	6	Steve Knutson	1994
	6	Cal Lewis	2006
	6	Eric Cain	2012

### CAREER

1.	21	Korby Mintken	2005-08
2.	16	Billy Stitz	2008-11
3.	11	Dave Lane	1983-86
	11	Galen Carver	1978-81
	11	Eric Cain	2009-12
6.	10	Nick Adams	2005-08
	10	Tyson Fisher	2005-08
8.	9	Cole Irish	1993-96
	9	Steve Knutson	1993-97
	9	Pat Schmidt	1992-95
	9	Cal Lewis	2006-07

## HOME RUNS

### SEASON

1.	19	Jesse Sawyer	2009
	19	Jesse Sawyer	2010
3.	17	Terry VanEngelenhoven	1993
	17	Ryan McDonald	2023
5.	16	Billy McMacken	1990
	16	Kerry Jacobson	2002
	16	Cal Lewis	2007
	16	Eric Cain	2010
	16	Nic Nelson	2023
10.	15	Jon Crow	1992
	15	Chris Studer	2002
	15	Luke Ira	2023

### CAREER

1.	50	Jesse Sawyer	2009-11
2.	43	Greg Geary	2002-05
3.	42	Billy McMacken	1987-90
4.	37	Chris Studer	1999-2002
5.	35	Ryan McDonald	2019-23
6.	33	Jon Crow	1989-92
7.	32	Russ Langer	1998-2001
8.	31	Tim Johnson	1984-87
	31	Kerry Jacobson	2000-02
10.	30	Luke Ira	2019-23

28 .....Dawson Parry .....2022-present

## TOTAL BASES

### SEASON

1.	163	Billy Stitz	2010
2.	159	Eric Cain	2010
3.	156	Joel Blake	2010
	156	Jesse Sawyer	2010



**GREG GEARY set SDSU career records with 54 doubles, 43 home runs, 439 total bases and 1,346 putouts during his career from 2002-05.**

5.	148	Jesse Sawyer	2009
6.	143	John Lee	2010
7.	140	Joel Blake	2009
8.	127	Billy McMacken	1990
	127	Terry VanEngelenhoven	1993
10.	126	Craig Parry	2008

### CAREER

1.	462	Billy Stitz	2008-11
2.	439	Greg Geary	2002-05
3.	408	Billy McMacken	1987-90
4.	404	Jesse Sawyer	2009-11
5.	398	Joel Blake	2009-11
6.	396	Eric Cain	2009-12
7.	376	Chris Studer	1999-2002
8.	368	Tyson Fisher	2005-08
9.	367	Luke Ira	2019-23
10.	348	Russ Langer	1998-2001
	348	Korby Mintken	2005-08

## SLUGGING PERCENTAGE

### CAREER

1.	.713	Billy McMacken	1987-90
2.	.696	Terry Van Engelenhoven	1991-94
3.	.679	Kerry Jacobson	2000-02
4.	.661	Jon Crow	1989-92
	.661	Chris Studer	1999-2002
6.	.653	Dean Krogman	1970-72
7.	.647	Larry Heffley	1984-85
8.	.634	Greg Geary	2002-05
9.	.631	Tim Johnson	1984-87
10.	.630	Jesse Sawyer	2009-11

## BASES ON BALLS

### SEASON

1.	50	Jesse Sawyer	2010
2.	44	Tony Kjolsing	2018
	44	Nick Smith	2019
4.	43	Luke Ringhofer	2016
5.	40	Kurt Augustin	1986
6.	38	Joe Hardin	1993
	38	Zach Coppola	2015
8.	37	Eric Cain	2012
	37	Luke Ringhofer	2017
	37	Newt Johnson	2018
	37	Ryan McDonald	2023

### CAREER

1.	123	Dave Lane	1983-86
2.	118	Ryan McDonald	2019-23
3.	116	Eric Cain	2009-12
4.	114	Luke Ringhofer	2015-17
5.	109	Nick Smith	2016-19
6.	108	Derek Hackman	2018-22
7.	107	Zach Briggs	2009-12
8.	103	Jesse Sawyer	2009-11
9.	101	Kurt Augustin	1985-87
10.	100	Ryan Krogman	1991-94

## STOLEN BASES

### SEASON

1.	39	Zach Coppola	2015
2.	26	Darrell Bren	1988
3.	25	Dave Lane	1985
	25	Cole Irish	1995
5.	23	Dave Lane	1986
6.	22	Dave Wilner	1988
7.	21	Joe Hardin	1993
8.	20	Ken Brooks	1990
	20	Dave Wilner	1986
	20	Paul Jacobson	2016

### CAREER

1.	75	Dave Lane	1983-86
2.	62	Zach Coppola	2013-15
3.	60	Cole Irish	1993-96
4.	57	Dave Wilner	1986-88
5.	46	Korby Mintken	2005-08
6.	44	Darrell Bren	1988-89
	44	Jon Crow	1989-92
	44	Paul Jacobson	2013-16
9.	40	Nick Adams	2005-08
10.	39	Brian Scherschligt	1995-98

## SACRIFICE FLIES

### CAREER

1.	14	Pat Schmidt	1992-95
	14	Tyson Fisher	2005-08
	14	Eric Cain	2009-12
	14	Paul Jacobson	2013-16
5.	13	Matt Johnson	2014-17
6.	12	Doug Sehr	1991-94
	12	Rick Weber	1984-87
	12	Billy Stitz	2008-11
	12	Newt Johnson	2015-18
10.	11	Seven different players (incl. Luke Ira)	



# RECORD BOOK

## SACRIFICE HITS

### CAREER

1.	34.....	Tim Hanigan.....	2005-08
2.	30.....	Rich Schmidt.....	1990-93
3.	28.....	Eric Danforth.....	2012-15
4.	25.....	Zach Coppola.....	2013-15
5.	24.....	Nick Adams.....	2005-08
6.	22.....	Korby Mintken.....	2005-08
7.	20.....	Micky Sehr.....	1994-97
	20.....	Cody Sharrow.....	2013-16
9.	19.....	Adam Gregg.....	1998-2001
10.	17.....	Noah Hummel.....	1999-2002
	17.....	Billy Stitz.....	2008-11

## HIT BY PITCHES

### SEASON

1.	18.....	Jesse Sawyer.....	2010
2.	16.....	Jeff Eckerle.....	1996
	16.....	Zach Briggs.....	2010
4.	14.....	Chris Studer.....	2001
	14.....	John Lee.....	2009
6.	13.....	Tyson Fisher.....	2005
	13.....	Tim Hanigan.....	2005
	13.....	Pat Farrell.....	2005
	13.....	Jesse Sawyer.....	2011
	13.....	Newt Johnson.....	2018

### CAREER

1.	42.....	Jesse Sawyer.....	2009-11
2.	41.....	Tyson Fisher.....	2005-08
3.	39.....	Tim Hanigan.....	2005-08
4.	37.....	Brian Scherschligt.....	1995-98
	37.....	Newt Johnson.....	2015-18
6.	36.....	Jeff Eckerle.....	1994-97
	36.....	Drew Beazley.....	2019-23
	36.....	Ryan McDonald.....	2019-23
9.	35.....	Chris Studer.....	1999-2002
	35.....	Zach Briggs.....	2009-12

## PUTOUTS

### CAREER

1.	1,346.....	Greg Geary.....	2002-05
2.	1,288.....	Aaron Machbitz.....	2011-14
3.	1,285.....	Matt Johnson.....	2014-17
4.	1,267.....	Tyson Fisher.....	2005-08
5.	1,213.....	Chet Meyer.....	1987-90
6.	975.....	Derek Hackman.....	2018-22
7.	936.....	Drew Beazley.....	2019-23
8.	908.....	Joel Blake.....	2009-11
9.	827.....	Tony Martin.....	2006-09
10.	814.....	Ryan Krogman.....	1991-94

## ASSISTS

### CAREER

1.	556.....	Eric Cain.....	2009-2012
2.	472.....	Luke Ira.....	2019-23
3.	380.....	Pat Schmidt.....	1992-95
4.	379.....	Andrew Melton.....	2010-13
5.	353.....	Jesse Sawyer.....	2009-11
6.	352.....	Doug Sehr.....	1991-94
	352.....	Cody Sharrow.....	2013-16
8.	344.....	Chris Brown.....	1994-97



**BILLY McMACKEN** is the only SDSU player to earn multiple All-America awards, earning the honor each of his last three seasons (1988-90).

Not only did McMacken put up impressive offensive numbers, he also compiled a 19-11 career pitching record for the Jackrabbits.

9.	342.....	Tony Kjolsing.....	2015-18
10.	333.....	Al Robbins.....	2013-15

## WINS

### SEASON

1.	11.....	Trevor Schulte.....	1994
2.	10.....	Trevor Schulte.....	1993
3.	9.....	John Semar.....	1994
	9.....	Trever Vermeulen.....	2010
5.	8.....	Matt Magers.....	1996
	8.....	Chad Coley.....	1993
	8.....	Mark Hofer.....	1984
	8.....	Tim Sweeney.....	1973
	8.....	Matt Bowman.....	2007
	8.....	Alex Oberle.....	2010
	8.....	Stephen Bougher.....	2013
	8.....	Chad Hodges.....	2014
	8.....	Chris Anderson.....	2015
	8.....	Adam Bray.....	2015

### CAREER

1.	26.....	Trevor Schulte.....	1991-94
2.	23.....	Adam Bray.....	2012-15
3.	22.....	Stephen Bougher.....	2010-13
4.	21.....	Matt Magers.....	1995-97
	21.....	Chad Coley.....	1990-93
6.	20.....	Jon Maras.....	1989-92
	20.....	Bob Reeves.....	1984-87
	20.....	Caleb Thielbar.....	2006-09
9.	19.....	Billy McMacken.....	1987-90
10.	18.....	Timm Gronseth.....	1985-89
	18.....	Ryan Froom.....	2014-19

## APPEARANCES

### SEASON

1.	35.....	Trever Vermeulen.....	2010
2.	28.....	Gary Olechoski.....	2006
	28.....	Trever Vermeulen.....	2011
4.	26.....	J.D. Moore.....	2013
5.	25.....	John Semar.....	1993
	25.....	Chad Coley.....	1991
7.	24.....	J.D. Moore.....	2014
8.	23.....	Matt Baerlocher.....	2008
	23.....	Alex Oberle.....	2010
	23.....	Derek Feige/Quinn Reimers.....	2017

### CAREER

1.	89.....	Trever Vermeulen.....	2008-11
2.	86.....	J.D. Moore.....	2012-15
3.	74.....	Bret Barnett.....	2018-22
4.	72.....	Brett Mogen.....	2017-21
5.	71.....	Gary Olechoski.....	2003-06
6.	70.....	Chad Coley.....	1990-93
7.	66.....	Shane Kraemer.....	2010-13
	66.....	Andrew Clemen.....	2013-16
9.	65.....	Isaac Johnson.....	2006-09
	65.....	Austin Busse.....	2009-12
	65.....	Talon Jumper.....	2012-15

## INNINGS PITCHED

### SEASON

1.	104.2.....	Matt Bowman.....	2007
2.	103.0.....	Adam Bray.....	2014
3.	95.1.....	Tyler Olmstead.....	2019
4.	91.1.....	Layne Somsen.....	2013
	91.1.....	Adam Bray.....	2015
6.	88.2.....	Andrew Clemen.....	2016
7.	88.0.....	Stephen Bougher.....	2013
8.	87.2.....	Caleb Thielbar.....	2009
9.	85.1.....	Trevor Schulte.....	1994
10.	84.0.....	Alex Oberle/Blake Treinen.....	2011

### CAREER

1.	326.2.....	Adam Bray.....	2012-15
2.	299.1.....	Stephen Bougher.....	2010-13
3.	274.0.....	Caleb Thielbar.....	2006-09
4.	270.2.....	Ryan Froom.....	2014-19
5.	218.1.....	Trevor Schulte.....	1991-94
6.	215.0.....	Layne Somsen.....	2009-13
7.	210.2.....	Billy McMacken.....	1987-90
8.	210.1.....	Tim Sweeney.....	1972-75
9.	201.2.....	Chad Coley.....	1990-93
10.	196.0.....	Jon Maras.....	1989-92

## STRIKEOUTS

### SEASON

1.	100.....	Trevor Schulte.....	1994
	100.....	Caleb Thielbar.....	2009
3.	95.....	Adam Bray.....	2014
4.	92.....	Tyler Olmstead.....	2019
5.	91.....	Layne Somsen.....	2013
6.	88.....	Adam Mazur.....	2021
7.	84.....	Peter Torgerson.....	1989
	84.....	Blake Treinen.....	2011
9.	83.....	Nic McCay.....	2019
10.	82.....	Blake Treinen.....	2010

# RECORD BOOK

## STRIKEOUTS

### CAREER

1.	264	Adam Bray	2012-15
2.	226	Trevor Schulte	1991-94
3.	196	Caleb Thielbar	2006-09
4.	191	Stephen Bougher	2010-13
	191	Ryan Bourassa	2021-23
6.	189	Nic McCay	2019-present
7.	180	Layne Somsen	2009-13
8.	178	Tyler Olmstead	2017-21
9.	176	Ryan Froom	2014-19
10.	175	Jon Maras	1989-92

## EARNED RUN AVERAGE

### SEASON

(minimum 30 innings pitched)

1.	0.49	Bob Ehrke	1954
2.	1.29	Bob Ehrke	1952
3.	1.31	Bret Barnett	2019
4.	1.34	Charles Risse	1960
5.	1.45	Trever Vermeulen	2010
6.	1.67	Brett Mogen	2019
7.	1.85	Wade Adamson	1977
8.	1.87	Layne Somsen	2013
9.	1.89	Don Larson	1961
	1.89	Craig O'Hearn	1975

### CAREER

(minimum 90 innings)

1.	2.09	Bob Ehrke	1954-56
2.	2.33	Don Jorgenson	1954-56
3.	2.50	Trever Vermeulen	2008-11
4.	2.52	Bernie Van Essen	1964-66
5.	2.73	Steve Mousel	1971-74
6.	2.80	Charles Risse	1959-60
	2.80	Don Frank	1957-59
8.	2.90	Jim Langer	1969-70
9.	2.92	Wade Adamson	1976-78
10.	3.05	Howie Rice	1958-60

## SAVES

### SEASON

1.	13	J.D. Moore	2013
2.	10	Trever Vermeulen	2010
	10	Trever Vermeulen	2011
	10	Chris Halbur	2017
5.	9	Gary Olechoski	2006
	9	Jacob Kougl	2007
7.	8	J.D. Moore	2014
	8	Ryan Bourassa	2023
9.	7	Kirby Morsching	2008
	7	Bret Barnett	2019
	7	Bret Barnett	2022

### CAREER

1.	32	J.D. Moore	2012-15
2.	23	Trever Vermeulen	2008-11
3.	18	Bret Barnett	2018-22
4.	15	Ryan Bourassa	2021-23
5.	14	Gary Olechoski	2003-06
6.	12	Chris Halbur	2016-17
7.	11	Bruce Mogen	1983-86
8.	10	Chad Coley	1990-93
9.	9	Ryan Sauter	2000-03
	9	Jacob Kougl	2007

## COMPLETE GAMES

### SEASON

1.	9	Bob Reeves	1987
	9	Trevor Schulte	1994
3.	8	Jon Maras	1990
4.	7	Brian Price	1988
	7	Pete Torgerson	1989
	7	Greg Kallevig	1984
	7	Chad Danielson	1996
	7	Greg Kallevig	1985
	7	Jeff Wolfswinkle	1982
	7	Dane Kallevig	1988

### CAREER

1.	20	Bob Reeves	1984-87
2.	19	Greg Kallevig	1983-85
3.	18	Tim Buterbaugh	1998-2000
4.	17	Trevor Schulte	1991-94
5.	16	Dane Kallevig	1987-89
6.	15	Jon Maras	1989-92
7.	14	Tom Mousel	1999-2002
8.	13	Billy McMacken	1987-90
9.	12	Ed Maras	1964-66
10.	11	Chad Danielson	1995-96

## WINNING PERCENTAGE

### SEASON

(minimum seven decisions)

1.	.971 (11-1)	Trevor Schulte	1994
2.	.900 (10-1)	Trever Vermeulen	2010
3.	.889 (8-1)	Mark Hofer	1984
	.889 (8-1)	Chad Coley	1993
5.	.875 (7-1)	Rob Hirschoff	2001
	.875 (7-1)	Pete Torgerson	1989
	.875 (7-1)	Blake Treinen	2010
	.875 (7-1)	Kolton Emery	2011
9.	.857 (6-1)	Paul Sanow	1999
	.857 (6-1)	Nic McCay	2019

### CAREER

(minimum 10 wins)

1.	.839 (26-5)	Trevor Schulte	1991-94
2.	.824 (14-3)	John Semar	1993-94
3.	.800 (12-3)	Bernie Van Essen	1964-66
4.	.778 (14-4)	Blake Treinen	2010-11
5.	.739 (17-6)	Mark Hofer	1981-84
6.	.722 (13-5)	Bob Reeves	1984-86
7.	.706 (12-5)	Charles Risse	1958-60
8.	.700 (21-9)	Chad Coley	1990-93
9.	.696 (16-7)	Terry VanEngelenhoven	1991-94
10.	.680 (17-8)	Rob Hirschoff	1999-2002

## STRIKEOUTS PER 9 INNINGS

### SEASON

(minimum 30 innings pitched)

1.	13.84	Ryan Bourassa	2023
2.	13.82	Ryan Bourassa	2021
3.	13.80	Bret Barnett	2022
4.	13.60	Ryan Bourassa	2022
5.	13.09	Brady Stover	2018
6.	12.86	Bob Ehrke	1953
7.	12.32	Bret Barnett	2019
	12.32	Alex Clemons	2023
9.	11.64	Adam Mazur	2021
10.	11.40	Pete Torgerson	1989

## CAREER

(minimum 60 innings pitched)

1.	13.99	Eli Sundquist	2020-23
2.	13.75	Ryan Bourassa	2021-23
3.	11.88	Bret Barnett	2018-22
4.	11.73	Alex Clemons	2022-present
5.	11.40	Pete Torgerson	1989
6.	10.80	Adam Mazur	2020-21
7.	10.22	Brady Stover	2017-20
8.	9.99	Dick Barnes	1964-66
9.	9.70	Nic McCay	2019-present
	9.70	Bob Ehrke	1952-54

11.	9.38	Blake Treinen	2010-11
-----	------	---------------	---------

## GAMES STARTED

### SEASON

1.	16	Francisco Torres	2005
	16	Brady Moxham	2018
3.	15	Caleb Thielbar	2007
	15	Matt Bowman	2007
	15	Adam Bray	2014
	15	Andrew Clemen	2016
	15	Ryan Froom	2019
7.	14	Several players, including: Nic McCay	2019/2022

### CAREER

1.	51	Adam Bray	2012-15
2.	49	Ryan Froom	2014-19
3.	48	Stephen Bougher	2010-13
4.	44	Caleb Thielbar	2006-09
5.	39	Billy McMacken	1987-90
6.	38	Layne Somsen	2009-13
7.	34	Kolton Emery	2011-14
8.	33	Trevor Schulte	1991-94
	33	Tom Mousel	1999-2002
	33	Nic McCay	2019-present



TREVER VERMEULEN led the team in saves three times from 2009-11, finishing with a then-school-record 23 career saves. He also set the single-season mark (since broken) with 10 saves in both 2010 and 2011.