



SOUTH DAKOTA STATE UNIVERSITY

JACKRABBIT ATHLETICS NEWS RELEASE

Jackrabbit Sports Information • 2820 HPER Center • Brookings, SD 57007-1497
Football Contact/Assistant AD-Athletic Communications: Jason Hove E-mail: Jason.Hove@sdstate.edu
Office Phone: (605) 688-4623 Mobile: (605) 695-1827 Fax: (605) 688-5999
Facebook: www.facebook.com/jackrabbit.nation Twitter: @GoJacksSDSU Website: www.GoJacks.com

2024 FOOTBALL INFORMATION

Jacks host UIW in quarterfinals

GAME NOTES — DEC. 14

#6 INCARNATE WORD (11-2) at #3 SOUTH DAKOTA STATE (11-2)

11 a.m. Saturday • Dana J. Dykhouse Stadium | Brookings, S.D.



SERIES NOTES

• Second Meeting (SDSU won initial meeting, 45-24, on Sept. 7, 2024 at Dana J. Dykhouse Stadium)

MEDIA INFORMATION

• Game will be televised on ESPN with the broadcast team of Jay Alter (play-by-play), Rocky Boiman (color analyst) and Marilyn Payne (sideline reporter)
• Radio pre-game show begins at 9 a.m. Central on the Jackrabbit Sports Network, which includes flagship station WNAX 570 AM-Yankton and the following affiliates:
• KJJQ 910 AM-Brookings • KXLG 100.3 FM-Milbank • KORN 1490 AM/101.3 FM-Mitchell
• KELO 1320 AM/KELQ 107.9 FM-Sioux Falls • KCCR 1240 AM/98.9 FM-Pierre
• KIMM 106.7 FM/1150 AM-Rapid City • KLOH 1050 AM/94.1 FM-Pipestone, Minn.
• KXLG 99.1 FM-Watertown • KWYR 93.7 FM-Winner
• Radio team of Tyler Merriam (play-by-play), Al Bahe (color), Scotty Kwas (sidelines) and Brent Bowen (pregame/postgame host) will call the action



HEAD COACH: Clint Killough (Incarnate Word, 2015)
• 20-4 record in two seasons as a collegiate head coach

HEAD COACH: Jimmy Rogers (SDSU, 2009)
• 26-2 record in two seasons as a collegiate head coach
STARTERS RETURNING: 10 (3 Off., 5 Def., 2 ST)

2024 SCHEDULE AND RESULTS

AUGUST

31 at Oklahoma State L, 20-44

SEPTEMBER

7 INCARNATE WORD [Dairy Drive] W, 45-24

14 AUGUSTANA [Beef Bowl/Hall of Fame] W, 24-3

21 at Southeastern Louisiana W, 41-0

OCTOBER

5 *at Northern Iowa W, 41-3

12 *YOUNGSTOWN STATE W, 63-13

19 *at North Dakota State L, 9-13

26 *SOUTH DAKOTA [OT] W, 20-17

NOVEMBER

2 *MURRAY STATE [Military Appreciation] W, 52-6

9 *at North Dakota W, 38-7

16 *SOUTHERN ILLINOIS [Senior Day] W, 41-10

23 *at Missouri State W, 45-9

DECEMBER

7 ^MONTANA W, 35-18

14 ^INCARNATE WORD 11 a.m.

*Missouri Valley Football Conference game | ^FCS playoff game

TALE OF THE TAPE — 2024 SEASON STATISTICS

UIW	CATEGORY	SDSU
35.2	Points Per Game	36.5
21.3	Points Allowed Per Game	12.9
173.0	Rushing Yardage Per Game	241.5
124.5	Rush Yardage Allowed/Game	89.3
277.0	Passing Yardage Per Game	197.1
11.4	Average Per Catch	12.3
213.4	Pass Yardage Allowed/Game	186.2
450.0	Total Offense Per Game	438.6
337.9	Total Offense Allowed/Game	275.5
21.5	Kick Return Average	15.9
13.9	Punt Return Average	15.3
14-172	Interception Returns	13-231
14-8	Fumbles-Lost	11-4
93-798	Penalties-Yards	66-639
30:04	Time of Possession/Game	31:15
76-187 (41%)	Third-Down Conversions	82-160 (51%)
17-33 (52%)	Fourth-Down Conversions	6-12 (50%)

YEAR-BY-YEAR IN FCS ERA

GREAT WEST FOOTBALL CONFERENCE

YEAR	OVERALL	CONF
2004	6-5	2-3
2005	6-5	3-2
2006	7-4	3-1
2007	7-4	4-0
TOTALS	26-18	12-6

MISSOURI VALLEY FOOTBALL CONF.

YEAR	OVERALL	CONF
2008	7-5	6-2
2009	8-4	7-1
2010	5-6	4-4
2011	5-6	4-4
2012	9-4	6-2
2013	9-5	5-3
2014	9-5	5-3
2015	8-4	5-3
2016	9-4	7-1
2017	11-3	6-2
2018	10-3	6-2
2019	8-5	5-3
2020-21	8-2	5-1
2021	11-4	5-3
2022	14-1	8-0
2023	15-0	8-0
2024	11-2	7-1
TOTALS	157-63	99-35
OVERALL TOTALS	183-81	111-41

Sports Information Contact: Jason Hove

Dec. 11, 2024

BROOKINGS, S.D. — The South Dakota State University football team continues its quest for a third consecutive Football Championship Subdivision national title by hosting the University of the Incarnate Word in a rematch from an early season matchup.

Kickoff is slated for 11 a.m. Saturday at Dana J. Dykhouse Stadium. The game will be played before a national television audience on ESPN.

The third-seeded Jackrabbits moved into the quarterfinal round of the FCS playoffs for the fifth consecutive season with a 35-18 home victory over No. 14 Montana on Dec. 7. The victory was the sixth in a row for SDSU, which improved to 11-2 overall.

UIW also enters Saturday's game with an 11-2 overall mark, with both of its losses to Missouri Valley Football Conference opponents. Since dropping back-to-back road decisions at South Dakota State (45-24) and Southern Illinois (35-28) in September, the Cardinals have reeled off 10 consecutive victories, including a 13-6 home win last week against Villanova in their playoff opener.

THE SERIES: Saturday's game will mark the second meeting between SDSU and Incarnate Word, with the first also taking place during the 2024 season.

In their initial meeting on Sept. 7 at Dana J. Dykhouse Stadium, the Jackrabbits scored touchdowns on their first four drives of the second half to pull away for a 45-24 victory. Griffin Wilde scored on touchdown passes of 11 and 25 yards from Mark Gronowski, while Amar Johnson added scoring runs of 6 and 3 yards as part of a 19-carry, 112-yard performance.

Gronowski threw for a season-best 285 yards and four touchdowns as he also connected with Greyton Gannon (41 yards) and Graham Goering (22 yards) for first-half touchdowns.

Adam Bock paced the defensive effort with nine tackles, including three for loss.

SDSU holds a 6-1 record against current Southland Conference members, including a 2-0 mark during the 2024 regular season that included a 41-0 shutout victory at Southeastern Louisiana on Sept. 21.

The Jackrabbits will be meeting a Southland Conference opponent for the first time in postseason action.

YEAR 21 IN FCS: The 2024 season marks the 21st season South Dakota State has competed in the Football Championship Subdivision.

Since joining the Division I ranks in 2004, the Jackrabbits have compiled a 183-81 record (.693 winning percentage) and have now won at least eight games in 14 consecutive seasons, while reaching the 10-win plateau for the sixth time in the last eight years.

In the decade of the 2020s, SDSU has put together a 59-9 record, which is good for an .868 winning percentage. Included in that record is an active 28-game home winning streak (including FCS playoff games) that dates back to October 2021.

VALLEY SEASON NO. 17: The 2024 season is South Dakota State's 17th as a member of the Missouri Valley Football Conference. Since joining the league in 2008, SDSU is the only program in that span to not have a losing season in conference play.

The Jackrabbits hold a 99-35 record (.739 winning percentage) in MVFC games and have now won six or more league games nine times. Prior to its co-championship this season, SDSU claimed the league title four times: previously earning a share of league titles in 2016 and during the 2020-21 spring season before running the table with an 8-0 record in conference play en route to outright conference championships in both 2022 and 2023.

Earlier this season, SDSU matched the MVFC record with 19 consecutive victories — a streak that spanned from the final game of the 2021 league slate until ending Oct. 19 at North Dakota State. The Bison previously held the mark between the 2017 season and 2020-21 spring campaign.

GAME NOTES — SOUTH DAKOTA STATE vs INCARNATE WORD

OPENING DRIVES BY HALF

2024 OPPONENT	1ST-O	2ND-O	1ST-D	2ND-D
Oklahoma State	Downs	TD	FG	TD
Incarnate Word	Miss FG	TD	FG	TD
Augustana	TD	Downs	FG	Punt
SE Louisiana	Punt	Punt	Punt	Miss FG
Northern Iowa	Punt	TD	Fumble	INT
Youngstown State	TD	TD	Punt	Punt
North Dakota State	Miss FG	Punt	Punt	Miss FG
South Dakota	TD	Punt	TD	Punt
Murray State	TD	TD	Punt	Punt
North Dakota	Punt	Punt	Miss FG	Punt
Southern Illinois	FG	FG	Downs	INT
Missouri State	TD	TD	Punt	Punt
Montana	Fumble	Punt	Punt	Punt

2024 LONGEST DRIVES

By PLAYS

14 - at Northern Iowa (4Q), 14-82-8:24 (end of game); at Missouri State (1Q), 14-81-7:01 (TD on opening drive)

By YARDS

96 - vs. Murray State (3Q), 13-96-6:59 (TD)

By TIME OF POSSESSION

8:30 - vs. Southern Illinois (3Q), 13-71-8:30 (missed FG)

NOVEMBERS TO REMEMBER: South Dakota State has a history of finishing strong down the stretch of regular seasons in recent years.

Since starting their run of consecutive playoff appearances in 2012, the Jackrabbits have compiled a 32-6 record in regular season games played during the month of November and have added four more playoff victories for an overall mark of 36-6 (.857 winning percentage).

SDSU went 4-0 in the month of November this season and previously posted a 3-0 mark in November five times in that span, with 2019 (2-2) being the only time in the last 13 years the Jackrabbits have dropped more than one game in the next-to-last month of the calendar year.

PLAYOFF HISTORY: South Dakota State is making its 15th postseason appearance in its football history in 2024, with 14 of those berths coming as a member of the Football Championship Subdivision. SDSU's lone appearance in the NCAA Division II football playoffs came in 1979, when the Jacks dropped a 50-7 decision at Youngstown State.

The Jackrabbits have compiled a 23-12 record in the playoffs and are making their 13th straight appearance in the FCS playoffs. SDSU has advanced to at least the semifinal round in four consecutive seasons and six times in the last seven campaigns. SDSU made its first appearance in a national title game during the 2020-21 spring season, falling to Sam Houston, 23-21, then claimed its first-ever national championship in football with a 45-21 victory over North Dakota State in January 2023. The Jacks repeated as national champions during the 2023 campaign with a 23-3 victory over Montana.

SDSU advanced to the FCS national title game each of the three years it held the No. 1 overall seed in the playoff field (16 teams in 2020-21, 24 teams in 2022 & 2023).

ELITE COMPANY: Heading into the 2024 postseason, South Dakota State is one of only two Football Championship Subdivision programs to reach the playoffs each of the last 13 seasons. The Jackrabbits secured the Missouri Valley Football Conference's automatic bid to the 2024 playoffs, assuring SDSU of its 13th consecutive postseason appearance and 14th overall at the FCS level.

MVFC rival North Dakota State holds the longest active streak with 15 consecutive trips to the playoffs after gaining an at-large berth to the 2023 tournament. The Bison are seeded second in this year's tournament.

RANKINGS STREAK: By being ranked first in the final Stats Perform FCS poll of the 2023 season and maintaining a top-three showing through the entirety of the 2024 regular season, SDSU has now appeared in the top 25 of 173 consecutive media polls dating back to October 2012.

The Jackrabbits held the top spot in 29 consecutive polls from Oct. 17, 2022, until relinquishing the top spot following their loss at North Dakota State on Oct. 19.

CAPTAINS: Leading the Jackrabbit football team are six captains:

- Dalys Beenum, Sr., Omaha, Nebraska;
- Adam Bock, Sr., linebacker, Solon, Iowa;
- Jarod DePriest, Sr., defensive tackle, Trivoli, Illinois;
- Mark Gronowski, Sr., quarterback, Naperville, Illinois;
- Tucker Large, Jr., safety, Sioux Falls;
- Gus Miller, Sr., offensive lineman, Brookings.

Bock and Gronowski are both in their third seasons in the role, while the other four captains are first-time captains.

GRONOWSKI A DOUBLE FINALIST: South Dakota State quarterback Mark Gronowski has been named a finalist for a pair of college football scholar-athlete awards.

Last month, the Jackrabbit signal-caller was announced as one of 13 finalists — one from each of the conferences that makes up the Football Championship Subdivision — for the 2024 FedEx Doris Robinson Scholar-Athlete Award.

QUICK FACTS

SDSU INFORMATION

LOCATION: Brookings, S.D.
ENROLLMENT: 12,065 (fall 2024)
COLORS: Yellow and Blue
NICKNAME: Jackrabbits
AFFILIATION: NCAA Division I Football Championship Subdivision
CONFERENCE: Missouri Valley Football Conference
STADIUM: Dana J. Dykhouse Stadium (19,340 capacity - AstroTurf surface)

2023 RECAP

OVERALL RECORD: 15-0
CONFERENCE RECORD: 8-0 (first place in Missouri Valley Football Conference)
POSTSEASON: Football Championship Subdivision National Champion (repeat champion)
HOME RECORD: 9-0
AWAY/NEUTRAL RECORD: 4-0/2-0
FINAL RANKINGS: 1st (Stats Perform media)/1st (AFCA FCS Coaches)

TEAM INFORMATION

LETTERMEN RETURNING: 53 **LETTERMEN LOST:** 18
 • Offense: 20 • Offense: 9
 • Defense: 31 • Defense: 9
 • Special Teams: 2 • Special Teams: 0

STARTERS RETURNING: 10
 • Offense: 3 • Defense: 5 • Special Teams: 2

OFFENSIVE STARTERS RETURNING (3): Evan Beerntsen, OG; Mark Gronowski, QB; Gus Miller, C.

DEFENSIVE STARTERS RETURNING (5): Dalys Beanum, CB; Adam Bock, LB; Jarod DePriest, DT; Tucker Large, S; Cale Reeder, S.

SPECIAL TEAMS STARTERS RETURNING (2): Hunter Dustman, K/P; Kaydon Olivia, LS.

OTHER RETURNING LETTERMEN (43): Steven Arrell, CB; Max Baloun, DT; Jon Bell, QB; Kevin Brenner, TE; Quinten Christensen, OL; Devon Cole Jr., WR; Cody Cotton, CB; Aydan Dautermann, CB; Matthew Durrance, S; Caleb Francel, LB; Greyton Gannon, TE; Graham Goering, WR; ~~Brody Gormley~~, TE; Logan Green, DT; Abe Hoskins III, CB; Colby Huerter, S; Amar Johnson, RB; Angel Johnson, RB; Bryce Johnson, LB; Dontay Johnson, S; Randy Keumogne, DE; Aaron Kusler, LB; ~~Jalen Lee~~, OL; Jalen B. Lee, CB; Chase Mason, QB; Daeton Mcgaughy, LB; ~~Gullen McShane~~, LB; Joe Ollman, LB; William Paekpke, OL; Blake Peterson, DE; Marcus Preston, WR; Dawson Ripperda, DE; ~~Dawson Rudd~~, OL; Graham Spalding, LB; ~~Myles Taylor~~, CB; Noah Thompson, S; Kolten Tilford, S; Levi Vanden Bos, DE; Ethan Vibert, OL; Kirby Vorhees, RB; Griffin Wilde, WR; Zac Wilson, DE; Aaron Wolfcale-Holsten, DT.

The award is presented annually to an FCS student-athlete who exemplifies excellence on the field, in the classroom and across the community. The values embody the leadership and integrity championed by Doris Robinson, a former school teacher and the wife of legendary Grambling State University coach Eddie Robinson.

A native of Naperville, Illinois, Gronowski has been a four-year starter for the Jackrabbits, leading the program to a combined 48-5 record and back-to-back FCS national championships. He was honored as the recipient of the 2023 Walter Payton Award, as well as the FCS Athletics Directors Association's Offensive Player of the Year last season after leading the subdivision in passing efficiency with a 179.6 rating. Gronowski was again one of 35 finalists for the Walter Payton Award in 2024.

In the classroom, Gronowski compiled a 3.76 grade-point average while graduating this past spring with a degree in mechanical engineering. The 2023 FCS ADA Scholar-Athlete of the Year and a second-team selection to the College Sports Communicators Academic All-America® Team, he is currently pursuing a master's degree in engineering management.

He also has been active in his communities as a youth flag football coach and a Special Olympics volunteer.

Previously, Gronowski was selected as one of 16 finalists for the William V. Campbell Trophy, which is awarded to the top scholar-athlete in all divisions of college football.

Each of the Campbell Trophy finalists will receive an \$18,000 postgraduate scholarship as a member of the 2024 National Football Foundation National Scholar-Athlete Class Presented by Fidelity Investments.

Gronowski is the fifth Jackrabbit football player to earn the distinction of being a Campbell Trophy finalist, joining Ryan Berry (2008), Zach Zenner (2014), Jake Wieneke (2017) and Taryn Christion (2018).

ALL-MVFC AWARDS: Sixteen players from league co-champion South Dakota State were honored Dec. 2 on the all-Missouri Valley Football Conference Team, highlighted by four-time selection Mark Gronowski at quarterback.

Nine of the Jackrabbits' selections earned first-team recognition — five on defense and four on the offensive side of the ball. The team was selected by the league's head coaches and sports information directors, along with a select media panel.

Pacing the defensive unit were the Jackrabbits' two leading tacklers, linebackers Adam Bock and Caleb Francel.

A graduate student from Solon, Iowa, Bock received the third first-team all-MVFC award of his career after registering team bests of 75 total tackles and eight tackles for loss during the regular season. Previously a first-team honoree in 2021 and 2022, Bock also shared the team lead with three sacks, while adding an interception and fumble recovery in the regular season.

Francel, a senior from Grand Island, Nebraska, ranked second on the team with 64 tackles, including seven tackles for loss and a sack. A finalist for the Buck Buchanan Award as the top defensive player in the FCS ranks, Francel also broke up four passes for a squad that allowed only 12.4 points per game in 12 regular season contests.

The Jackrabbit secondary also received a pair of first-team honors with safety Tucker Large repeating on the top squad and cornerback Dalys Beanum moving up after receiving honorable mention recognition each of the two previous seasons.

Large, a junior from Sioux Falls, was limited to eight games during the regular season but solidified the Jackrabbit defense upon his return to the lineup the second half of the season by tallying 19 total tackles (12 solo), intercepting a pair of passes and breaking up four passes.

A senior from Omaha, Nebraska, Beanum totaled 37 tackles (25 solo) to go along with an interception, pass breakup and forced fumble. SDSU gave up only eight passing touchdowns in 12 regular season games and did not allow a league opponent to throw for more than 200 yards in any game this season.

GAME NOTES — SOUTH DAKOTA STATE vs INCARNATE WORD

MVFC PLAYERS OF THE WEEK

OFFENSIVE PLAYER OF THE WEEK

- Kirby Vorhees (Sept. 21)

OFFENSIVE LINEMAN OF THE WEEK

- Evan Beerntsen (Sept. 7)
- Gus Miller (Oct. 12)

DEFENSIVE PLAYER OF THE WEEK

- Matthew Durrance (Nov. 16)

SPECIAL TEAMS PLAYER OF THE WEEK

- Angel Johnson (Oct. 12)
- Hunter Dustman (Nov. 9)

2024 ALL-MVFC HONORS

ALL-MVFC FIRST TEAM – OFFENSE

- Evan Beerntsen, OL
- Amar Johnson, RB
- Angel Johnson, APB
- Gus Miller, OL

ALL-MVFC FIRST TEAM – DEFENSE

- Dalys Beanum, DB
- Adam Bock, LB
- Jarod DePriest, DL
- Caleb Franci, LB
- Tucker Large, DB

ALL-MVFC SECOND TEAM – OFFENSE

- Mark Gronowski, QB
- Griffin Wilde, WR

ALL-MVFC SECOND TEAM – DEFENSE

- Colby Huerter, DB
- Colby Humphrey, DB

ALL-MVFC HONORABLE MENTION – DEFENSE

- Kobe Clayborne, LB
- Matthew Durrance, DB

ALL-MVFC HONORABLE MENTION – SPECIAL TEAMS

- Hunter Dustman, P

MVFC ALL-NEWCOMER TEAM – OFFENSE

- Davin Stoffel, TE
- Kirby Vorhees, RB

MVFC ALL-NEWCOMER TEAM – DEFENSE

- Kobe Clayborne, DL
- Bryce Hawthorne, DL
- Colby Humphrey, DB

MVFC ACADEMIC AWARDS

SCHOLAR-ATHLETE FIRST TEAM

- Adam Bock (Scholar-Athlete of the Year)
- Mark Gronowski
- Griffin Wilde

SCHOLAR-ATHLETE SECOND TEAM

- Jarod DePriest
- Bryce Johnson
- Kaydon Olivia
- Levi Vanden Bos

Beanum also handled the bulk of the punt return duties for the Jackrabbits, averaging 12.1 yards per return, including an 88-yarder for a touchdown Sept. 21 at Southeastern Louisiana.

Rounding out the Jackrabbits' first-team selections on defense was senior defensive tackle Jarod DePriest. A native of Trivoli, Illinois, DePriest recorded 25 total tackles, including 4.5 tackles for loss and a pair of sacks, in 12 regular season starts. He also forced a pair of fumbles.

The first-team offense features a pair of Jackrabbit linemen in guard Evan Beerntsen and Gus Miller, who helped pave the way for SDSU to average 36.6 points and 441.9 yards of offense per game. A three-year starter and a senior from De Pere, Wisconsin, Beerntsen was an honorable mention selection a season ago.

Miller, a Brookings native, helped anchor an offensive line that has surrendered only six sacks all season and has led the Football Championship Subdivision in fewest tackles for loss allowed at 2.58 per game. A second-team all-MVFC selection a year ago, Miller went on to win the Rimington Award for FCS as the top center in the subdivision.

SDSU backfield mates Amar Johnson and Angel Johnson also were first-team honorees. Amar Johnson received his recognition as a running back after leading the Jackrabbits with 910 yards and 13 touchdowns on the ground, while also ranking second on the team with 26 receptions for 187 yards and a score in 12 regular season games. A senior from O'Fallon, Missouri, Johnson was a first-team all-purpose back last season.

Angel Johnson took over the all-purpose back role for the Jackrabbits in 2024 and earned first-team all-league honors after averaging 104.3 total yards in 10 games. A junior from Viborg, he collected 555 rushing yards on 78 carries (7.1 ypc) with three touchdowns, caught 15 passes for 181 yards and a touchdown, and served as the team's primary kick returner with 307 yards on 14 attempts (21.9 yards) that included a 99-yard touchdown versus Youngstown State.

Gronowski, meanwhile, led a group of four Jackrabbits named to the all-MVFC Second Team. Previously a first-team honoree during the 2020-21 spring season and again in 2023, as well as a second-team selection in 2022, the senior from Naperville, Illinois, completed 61.8 percent of his passes (173-of-280) for 2,190 yards and 17 touchdowns during the 2024 regular season. He threw only one interception in eight league games and also rushed for 309 yards and five touchdowns.

In addition, Gronowski was an MVFC Offensive Player of the Year during both the 2020-21 and 2023 campaigns.

Gronowski's primary receiving target, sophomore Griffin Wilde, also was honored on the second team. A Sioux Falls native, Wilde ended the regular season as the Jackrabbits' leader in all major receiving categories with 56 receptions, 900 receiving yards and 8 touchdowns. He topped the 100-yard mark four times and had a pair of multi-touchdown games.

Two more members of the Jackrabbit secondary, safety Colby Huerter and corner-back Colby Humphrey, were second-team honorees. Despite missing four games to injury, Huerter still managed to rank fifth on the squad with 44 total tackles. The senior from Katy, Texas, also notched 2.5 tackles for loss and an interception in regular season action.

Humphrey moved into the starting lineup as a graduate transfer and responded by registering 22 solo tackles among his 27 total stops. A native of Birmingham, Alabama, Humphrey also contributed an interception and three pass breakups.

Another key contributor in the defensive backfield, Matthew Durrance, was one of three Jackrabbits to receive honorable mention accolades. A starter in 10 games at either of the safety positions, Durrance ranked fourth on the squad with 51 tackles (36 solo), including a pair for loss. The native of Lutz, Florida, also turned in a fumble recovery, two interceptions and three pass breakups.

2024 SEASON HIGHS

INDIVIDUAL GAME HIGHS

RUSHING ATTEMPTS: 19, by Amar Johnson, vs. Incarnate Word, 9-7-24

RUSHING YARDS: 179, by Kirby Vorhees, at Southeastern Louisiana, 9-21-24

RUSHING TOUCHDOWNS: 3, by Kirby Vorhees, at Southeastern Louisiana, 9-21-24

LONG RUSH: 80 yards (for TD), by Kirby Vorhees, at Southeastern Louisiana, 9-21-24

PASS ATTEMPTS: 36, by Mark Gronowski, at Oklahoma State, 8-31-24

PASS COMPLETIONS: 21, by Mark Gronowski, vs. Incarnate Word, 9-7-24

YARDS PASSING: 285, by Mark Gronowski, vs. Incarnate Word, 9-7-24

TOUCHDOWN PASSES: 4, by Mark Gronowski, vs. Incarnate Word, 9-7-24

RECEPTIONS: 10, by Griffin Wilde, vs. Incarnate Word, 9-7-24

YARDS RECEIVING: 150, by Griffin Wilde, at Oklahoma State, 8-31-24

RECEIVING TOUCHDOWNS: 3, by Griffin Wilde, at North Dakota, 11-9-24

LONG RECEPTION: 66 yards (for TD), by Angel Johnson (from Mark Gronowski), at Northern Iowa, 10-5-24

TACKLES: 12, by Adam Bock, at Oklahoma State, 8-31-24

TACKLES FOR LOSS: 3.0, by Adam Bock, vs. Incarnate Word, 9-7-24

SACKS: 1.5, by four players (last: by Bryce Hawthorne, vs. Montana, 12-7-24)

INTERCEPTIONS: 2, by Matthew Durrance, vs. Southern Illinois, 11-16-24

LONG INTERCEPTION RETURN: 50 yards, by Dalys Beanum, vs. Youngstown State, 10-12-24

PASS BREAKUPS: 3, by Tucker Large, at Missouri State, 11-23-24

FIELD GOALS: 2, three times (last: vs. Southern Illinois, 11-16-24)

LONG FIELD GOAL: 48 yards, by Hunter Dustman, at Oklahoma State, 8-31-24

PUNTS: 6, by Hunter Dustman, at North Dakota State, 10-19-24

PUNTING AVERAGE (MIN. 3 PUNTS): 48.0 yards (3 punts), by Hunter Dustman, at Oklahoma State, 8-31-24, and at Northern Iowa, 10-5-24

LONG PUNT: 56 yards, by Hunter Dustman, at Missouri State, 11-23-24

KICKOFF RETURNS: 4, by Angel Johnson, at Oklahoma State, 8-31-24

KICK RETURN YARDS: 114, by Angel Johnson, vs. Youngstown State, 10-12-24

LONG KICK RETURN: 99 yards (for TD), by Angel Johnson, vs. Youngstown State, 10-12-24

PUNT RETURNS: 4, by Dalys Beanum, at Missouri State, 11-23-24

PUNT RETURN YARDS: 102, by Dalys Beanum, at Southeastern Louisiana, 9-21-24

LONG PUNT RETURN: 88 yards (for TD), by Dalys Beanum, at Southeastern Louisiana, 9-21-24

Also receiving honorable mention awards were defensive lineman Kobe Clayborne and punter Hunter Dustman.

Clayborne split time at both defensive tackle and defensive end, totaling 24 tackles, 3.5 tackles for loss and 2.5 sacks. A junior from Sioux City, Iowa, he also recovered a fumble.

Dustman earned all-MVFC honors for his punting for the second time in his career after averaging 43.1 yards on 36 attempts during the regular season. The senior from East Bethel, Minnesota, recorded eight punts of 50-plus yards with a long of 56, and landed 14 of his attempts inside the opponents' 20-yard line. As a team, the Jackrabbits rank sixth among FCS squads for net punting at 41.77 yards per attempt.

NEWCOMERS HONORED: Five key contributors to the South Dakota State football team were honored Dec. 3 as members of the Missouri Valley Football Conference All-Newcomer Team.

Leading the way for the Jackrabbits were transfers Colby Humphrey and Kobe Clayborne, who were both previously honored on the all-MVFC Team.

Humphrey, a second-team all-conference performer, moved into the starting lineup as a graduate transfer and responded by registering 22 solo tackles among his 27 total stops. A native of Birmingham, Alabama, Humphrey also contributed an interception and three pass breakups.

Clayborne split time at both defensive tackle and defensive end, totaling 24 tackles, 3.5 tackles for loss and 2.5 sacks. A junior from Sioux City, Iowa, he also recovered a fumble en route to honorable mention all-MVFC accolades.

Also representing the Jackrabbit defense on the all-newcomer squad was redshirt freshman defensive tackle Bryce Hawthorne. The Osseo, Minnesota, native shared the team lead with three sacks during the regular season and totaled 17 tackles.

On offense, redshirt freshmen Davin Stoffel and Kirby Vorhees were SDSU's all-newcomer selections. A tight end from Mosinee, Wisconsin, Stoffel started 11 games and tallied 13 receptions for 157 yards and a touchdown. He caught two or more passes in a game five times.

Vorhees, from Lutz, Florida, ranked third on the team with 499 rushing yards in 10 regular season games and scored seven touchdowns while averaging 8.9 yards per carry. His top performance was a 179-yard, three-touchdown performance against Southeastern Louisiana on Sept. 21. Only one of Vorhees' 56 rushing attempts resulted in negative yardage.

GRONOWSKI A DUAL THREAT: South Dakota State quarterback Mark Gronowski reached another milestone early in the 2024 season by accounting for the 100th touchdown of his career.

Gronowski enters Saturday's game against Incarnate Word having been a part of 124 touchdowns — 89 passing, 34 rushing and 1 receiving. So far this season he has thrown 19 touchdown passes and rushed for seven more. Overall, he has accounted for at least one touchdown in 47 of 53 career starts.

Gronowski had a streak of passing and rushing for a touchdown in 11 straight games come to an end Oct. 21, 2023, at Southern Illinois, and has now accomplished the feat 24 times after passing and rushing for two touchdowns each last week in SDSU's 2024 playoff opener against Montana.

The Jackrabbits have a 48-5 record in Gronowski's 53 career starts, including a 12-1 mark in postseason games.

In addition, Gronowski moved into second place on the career total offense charts at SDSU in the 2024 home opener versus Incarnate Word and passed the 10,000-yard mark Oct. 5 at Northern Iowa. Now with 11,631 yards of total offense, he also ranks second in career passing yards with 9,931 after passing Austin Sumner (9,458 yards from 2011-14) in the Nov. 16 home finale against Southern Illinois.

2024 SEASON HIGHS

TEAM GAME HIGHS

RUSHING ATTEMPTS: 49, vs. Southern Illinois, 11-16-24
RUSHING YARDS: 404, vs. Youngstown State, 10-12-24
YARDS PER RUSH: 16.2, vs. Youngstown State, 10-12-24
RUSHING TOUCHDOWNS: 5, three times (last: vs. Southern Illinois, 11-16-24)
PASS ATTEMPTS: 37, vs. Incarnate Word, 9-7-24
PASS COMPLETIONS: 21, vs. Incarnate Word, 9-7-24, and vs. South Dakota, 10-26-24
YARDS PASSING: 285, vs. Incarnate Word, 9-7-24
YARDS PER PASS: 10.2, vs. Southern Illinois, 11-16-24, and at Missouri State, 11-23-24
PASSING TOUCHDOWNS: 4, vs. Incarnate Word, 9-7-24
TOTAL PLAYS: 74, vs. Incarnate Word, 9-7-24
TOTAL OFFENSE: 557, vs. Youngstown State, 10-12-24
YARDS PER PLAY: 13.0, vs. Youngstown State, 10-12-24
POINTS: 63, vs. Youngstown State, 10-12-24
FIRST DOWNS: 31, vs. Incarnate Word, 9-7-24, and vs. Murray State, 11-2-24
SACKS BY: 5, at North Dakota, 11-9-24, and at Missouri State, 11-23-24
PENALTIES: 10, at North Dakota State, 10-19-24
PENALTY YARDS: 110, vs. Augustana, 9-14-24
TURNOVERS BY: 3, vs. Augustana, 9-14-24
TURNOVERS FORCED: 4, at Northern Iowa, 10-5-24
INTERCEPTIONS BY: 2, four times (last: vs. Montana, 12-7-24)
PASS BREAKUPS: 8, vs. Montana, 12-7-24
FUMBLE RECOVERIES: 2, at Northern Iowa, 10-5-24
PUNTS: 6, at North Dakota State, 10-19-24
TIME OF POSSESSION: 38:21, vs. Southern Illinois, 11-16-24

During the 2023 season, Gronowski became the third SDSU quarterback to top 5,000 yards passing and 1,000 yards rushing in his career, joining Taryn Christion (11,535 passing/1,515 rushing from 2015-18) and Ted Wahl (6,016 passing/1,229 rushing from 1985-88).

WILDE LEADS NEW-LOOK RECEIVING CORPS: Sophomore wide receiver Griffin Wilde has turned in a series of strong performances during the 2024 season.

In the season opener at Oklahoma State, Wilde established new career highs with seven receptions and 150 receiving yards. The Sioux Falls native scored his first touchdown of the season on a 60-yard pass play in the fourth quarter and added catches of 21 and 33 yards to set up the Jackrabbits' first touchdown of the game.

Wilde bettered his receptions total a week later in the Sept. 7 home opener versus Incarnate Word, hauling in 10 catches — on 10 targets — for 106 yards. He also recorded the first multiple-touchdown game of his young career, scoring on pass plays of 11 and 25 yards in the second half.

In a Nov. 9 victory at North Dakota, Wilde established another new career high by hauling in three touchdown receptions as part of a five-catch, 140-yard performance. He closed the regular season with four catches for 139 yards and a 53-yard touchdown Nov. 23 at Missouri State, then opened postseason play with seven catches for 114 yards and two touchdowns Dec. 7 against Montana.

With team highs of 63 receptions and 1,014 receiving yards through 13 games, Wilde currently ranks 18th among Football Championship Subdivision receivers for receiving yards. His 10 touchdowns rank 13th in the FCS.

O'GROSKE STEPS UP: True freshman Lofton O'Groske has earned a spot in the rotation at wide receiver during league play and put together his top performance of the season Nov. 2 against Murray State.

After catching one pass in three of his first four outings, O'Groske hauled in five receptions for 50 yards, including an 11-yard touchdown that capped the scoring in the Jackrabbits' 52-6 victory over Murray State.

O'Groske tallied a career-long catch of 22 yards Nov. 16 against Southern Illinois and entered the postseason with 11 receptions for 129 yards and a touchdown.

VORHEES, MASON JOIN CENTURY CLUB: Redshirt freshman running back Kirby Vorhees and backup quarterback Chase Mason both logged breakout performances running the ball during the middle part of the season.

In a Sept. 21 game at Southeastern Louisiana, Vorhees topped the 100-yard mark for the first time in his collegiate career as he ended the night with 179 yards on only five carries while scoring touchdowns (20, 22 and 80 yards) on his first three attempts. Vorhees entered that game with 72 career rushing yards.

Mason put up similar numbers in the Oct. 12 Hobo Day game against Youngstown State as he tallied a career-best 161 yards on five carries with two touchdowns. Mason scored on runs of 38 and 48 yards before adding another run of 69 yards later in the contest. He followed his performance against YSU with a 66-yard run for the lone Jackrabbit touchdown Oct. 19 at North Dakota State.

Vorhees and Mason became the 19th and 20th different Jackrabbit players — 17 running backs and three quarterbacks — to rush for 100-plus yards in a game since SDSU moved to Division I at the start of the 2024 season. Mason's 169 yards versus Youngstown State stand as the most rushing yards by a Jackrabbit quarterback in the D-I era, surpassing the mark of 142 yards by Mark Gronowski in an FCS playoff game against Southern Illinois in the spring of 2021.

In all, Jackrabbit players have combined to rush for 100 or more yards in a game 160 times in the D-I era, with the most recent being a 103-yard outing by Amar Johnson in the Dec. 7 playoff opener versus Montana.

100-YARD RUSHING GAMES

DIVISION I ERA (SINCE 2004)	
Zach Zenner (2011-14)	32
Isaiah Davis (2020-23)	23
Kyle Minett (2007-10)	22
Pierre Strong, Jr. (2018-21)	19
Anthony Watson (2004-06)	13
Cory Koenig (2004-07)	13
Amar Johnson (2021-present)	8
Brady Mengarelli (2014-17)	5
Isaac Wallace (2015-18)	5
Mark Gronowski (2020-present)	4
Trevor Hohn (2004-06)	2
Taryn Christion (2015-18)	2
Mikey Daniel (2016-19)	2
Angel Johnson (2022-present)	2
C.J. Wilson (2018-19)	2
Tyler Duffy (2007-10)	1
Tyrel Kool (2009-12)	1
Reggie Gandy (2010-13)	1
Chase Mason (2023-present)	1
Kyle Paris (2012-15)	1
Kirby Vorhees (2023-present)	1

ANGEL-IC PERFORMANCES: Angel Johnson became the fourth different Jackrabbit to rush for 100 yards in a game this season when he tallied a career-best 132 yards on only seven carries Nov. 2 against Murray State. Johnson scored on 67-yard run late in the first quarter to put SDSU ahead 14-3.

Johnson was again the team's leading rusher in the Nov. 9 game at North Dakota, tallying an even 100 yards on 13 carries. He currently ranks second on the team with 555 rushing yards, while averaging 7.1 yards per carry.

Of Johnson's 11 career touchdowns, six have covered 50 or more yards, including three of five this season. He scored a touchdown in three of the last four games of the regular season, including a 29-yard run on the first play of the second quarter Nov. 9 at North Dakota and a 5-yard run Nov. 16 against Southern Illinois.

Following is a list of his explosive scoring plays in a Jackrabbit uniform:

- 66-yard touchdown run vs. Drake – Sept. 16, 2023;
- 50-yard touchdown run vs. North Dakota – Sept. 30, 2023;
- 80-yard touchdown run vs. Mercer – Dec. 2, 2023 (FCS Playoffs);
- 66-yard touchdown pass at Northern Iowa – Oct. 5, 2024;
- 99-yard kickoff return for touchdown vs. Youngstown State – Oct. 12, 2024, and
- 67-yard touchdown run vs. Murray State – Nov. 2, 2024

WOODS IMPRESSES IN DEBUT: True freshman Maxwell Woods turned in a strong all-around performance in his Sept. 14 collegiate debut versus Augustana.

The native of Carver, Minnesota, racked up 89 all-purpose yards on nine touches. He tallied 61 rushing yards on six carries, including breaking off a 44-yard run on his second carry of the night. Woods also contributed two receptions for nine yards and a kickoff return for 19 yards.

Woods returned to the lineup Nov. 2 against Murray State, contributing 40 rushing yards on a career-high 11 carries and adding two more receptions for four yards.

BOTH ENDS OF THE SPECTRUM: The Jackrabbits wrapped up the 2023 season by ranking in the top six of the Football Championship Subdivision in both scoring offense (sixth, 37.3 points per game) and scoring defense (first, 9.3 points per game).

SDSU scored 20 or more points in 28 of the 29 games in their long winning streak and has now held the opposition to 10 points or less 16 times over the last two seasons under head coach Jimmy Rogers. SDSU has held the opposition out of the end zone 11 times in that span.

The Jackrabbits pitched a shutout in three of their last six games of the 2023 season and added a 41-0 whitewashing of Southeastern Louisiana on Sept. 21 for their fourth shutout in a 10-game span.

Overall, the Jacks outscored the opposition, 146-15, in four playoff games last year, allowing only one touchdown.

SDSU once again leads the FCS in scoring defense with an average of 12.8 points allowed per game and stands fourth in total defense by giving up 275.5 yards per contest. The Jackrabbits also hold the fifth spot in rushing defense by allowing 89.3 yards per game.

LOCK-DOWN DEFENSE: The Jackrabbit defense continued to clamp down on the opposition early in the 2024 season, including putting together a three-game stretch in which it did not allow a touchdown.

The total of six points allowed on field goals by Augustana (Sept. 14) and Northern Iowa (Oct. 5) around a Sept. 21 shutout at Southeastern Louisiana matched the fewest points allowed by an SDSU squad over a three-game span in 62 years. During the 1962 season, the Jackrabbits turned in back-to-back shutouts against North Dakota (26-0) and South Dakota (24-0) before recording a 17-6 victory at North Dakota State. The Jacks allowed only 70 points that entire season en route to a 7-2-1 record and a share of the North Central Conference title.

JACKRABBITS IN THE NCAA STATISTICS

TEAM (TOP 20)

- 1st in Scoring Defense, 12.8 points/game
- 1st in Fewest Tackles for Loss Allowed, 2.69/game
- 1st in Fewest Sacks Allowed, 0.54 per game
- 2nd in Punt Return Defense, 0.67 yards/attempt
- 3rd in Rushing Offense, 241.5 yards/game
- 4th in Total Defense, 275.5 yards/game
- 5th in Rushing Defense, 89.3 yards/game
- 5th in Third-Down Conversion Pct., .513
- 5th in Third-Down Conversion Pct. Defense, .289
- 6th in Scoring Offense, 36.5 points/game
- 7th in Punt Returns, 14.50 yards/attempt
- 9th in Net Punting, 40.83 yards/attempt
- 10th in Total Offense, 438.6 yards/game
- 11th in Fewest Turnovers Lost, 10
- 13th in Red-Zone Defense, .720
- 14th in First Downs-Offense, 284
- 14th in Fewest Fumbles Lost, 4
- 15th in Kickoff Return Defense, 16.88 yards/attempt
- 15th in Team Passing Efficiency-Defense, 115.81
- 18th in Turnover Margin, +.69/game
- 19th in Fewest Passes Had Intercepted, 6

SDSU went more than 13 consecutive quarters without allowing a touchdown — from the second play of the fourth quarter in the Sept. 7 home opener versus Incarnate Word, with 14 minutes and 22 seconds remaining, until the final minute of the second quarter of the Oct. 12 Hobo Day game versus Youngstown State when Penguin quarterback Beau Brungard scampered into the end zone from 4 yards out.

OFFENSIVE JUGGERNAUT: South Dakota State put up some astounding numbers on the offensive side of the ball in its Oct. 12 Hobo Day victory over Youngstown State.

The Jackrabbits put a season-high 63 points on the board despite running only 43 offensive plays. SDSU picked up a first down on nearly half of those plays, moving the chains 21 times en route to a season-best 557 yards of total offense.

SDSU's 406 rushing yards marked the program's best day on the ground since racking up 446 yards in a 2021 FCS playoff victory over UC Davis. The Jackrabbits averaged 16.2 yards per carry and 13 yards per play versus Youngstown State despite having the football for only 19 minutes and 46 seconds.

SECOND-QUARTER STAMPEDES: The Jackrabbits scored 28 points in the second quarters in back-to-back games at North Dakota (Nov. 9) and versus Southern Illinois (Nov. 16).

For the season, SDSU has outscored the opposition by a 207-43 margin in the second stanza of its 13 games, including a 14-0 advantage last week versus Montana.

OWNING THE THIRD: South Dakota State held a huge advantage coming out of the locker room at halftime by outscoring the opposition by a 123-14 margin in the third quarter of games last season. The Jackrabbits solidified that margin by outscoring Montana, 16-0, in the third stanza of the national championship game.

Although that trend was reversed in the 2024 season opener at Oklahoma State when the Cowboys outscored SDSU, 21-7, in the third quarter of the Aug. 31 game, the Jackrabbits have again dominated coming out of the locker room at halftime.

SDSU has since pulled out to a 115-35 advantage in third-quarter scoring this season after tallying a 94-7 combined edge over the last 11 games. Southern Illinois was the only team in league play this season to put points on the board against the Jacks in the third quarter, scoring on a 48-yard pass play in their Nov. 16 meeting.

MODELS OF EFFICIENCY: South Dakota State made 57 trips into the red zone during the 2023 season and came away with points 55 of those times for an FCS-best 96 percent efficiency rate. The Jacks scored a touchdown on 45 of those trips — 30 rushing, 15 passing — with 10 field goals.

SDSU went 13-for-14 in red-zone trips during the postseason, scoring nine touchdowns with four field goals. The Jackrabbits' lone red-zone trip in which they did not score ended with a kneel-down to run out the clock against Villanova.

The Jacks had a streak over two seasons of scoring on 70 consecutive drives into the red zone come to end with an interception in the end zone early in the fourth quarter of the Oct. 21, 2023, game at Southern Illinois. Before that, the last time SDSU did not score when inside the opponent's 20-yard line was on a missed field goal in the second quarter of their Oct. 1, 2022, game versus Western Illinois. SDSU had scored 57 touchdowns and kicked 13 field goals in that span.

In addition, the Jackrabbits led the FCS ranks in both third-down and fourth-down conversions on offense. SDSU converted on an FCS-best 53.5 percent (84-of-157) of its third-down attempts, highlighted by a 9-for-14 performance in the opening round of the playoffs against Mercer.

On fourth down, the Jackrabbits converted 9-of-11 times for 82 percent.

So far this season, SDSU is 47-for-55 in red-zone trips with 39 touchdowns and eight field goals, including 3-for-3 with three touchdowns Dec. 7 versus Montana.

Three of the team's trips inside the opponents' 20-yard line this season have ended in run-out-the-clock situations late in games.

SDSU CAREER FIELD GOALS

1. Parker Douglass, 2004-07	62
2. Justin Syrovatka, 2011-14	55
3. Hunter Dustman, 2020-present.....	49
4. Chase Vinatieri, 2016-19	47
5. Brett Gorden, 1995-98	36
6. Peter Reifenrath, 2008-10	34
7. Cole Frahm, 2019-21	33
8. Adam Vinatieri, 1991-94	27
9. Tony Harris, 1977-80	23
K.C. Johnson, 1984-86	23
Keith Witt, 2002-03	23

SDSU CAREER SCORING

1. Josh Ranek, 1997-2001	426
2. Zach Zenner, 2011-14	416
3. Chase Vinatieri, 2016-19	374
4. Jake Wieneke, 2014-17	362
5. Hunter Dustman, 2021-present.....	334
6. Kyle Minett, 2007-10	330
7. Parker Douglass, 2004-07	321
8. Justin Syrovatka, 2011-14	319
8. Isaiah Davis, 2020-23	310
10. Pierre Strong, Jr, 2018-21	258

The Jacks have converted on half of their fourth-down plays this season, going 6-of-12, and are converting at a 51.3 percent clip (82-of-160) on third-down attempts to rank fifth among FCS squads in 2024. SDSU has gone a combined 35-for-58 (60.3 percent) on third-down conversions in its last three home games, going 8-of-16 versus South Dakota on Oct. 26, 11-for-15 against Murray State on Nov. 2 and 9-for-15 versus Southern Illinois.

PICKING OFF THE COMPETITION: The Jackrabbit defense has continually taken the ball away from the opposition in recent seasons, including leading the Football Championship Subdivision in interceptions two of the last three seasons while ranking second in 2023.

After leading the subdivision with 21 interceptions in 2021, SDSU tallied an FCS-best 18 interceptions in 2022, including two in that season's national championship game against North Dakota State. Jackrabbit defenders recorded at least one interception in each of their 11 regular season games during the 2022 campaign.

Last year, the Jackrabbits hauled in 19 interceptions to rank second among FCS squads. SDSU tallied three interceptions in its 2023 season opener against Western Oregon (Colby Huerter, Tucker Large, Kolten Tilford) and again in the Dec. 15 semifinal playoff game versus UAlbany (Large, DyShawn Gales, Dalys Beanum).

Beanum recorded an interception in each of SDSU's four playoff games. Seven of his 12 career interceptions have come in the postseason.

Dating back to the start of the 2018 season, the Jackrabbits have intercepted at least one pass in 74 of their last 94 games for a total of 119 pickoffs, including each of the last six FCS playoff games dating back to the 2022 championship game. Adam Bock returned an interception 40 yards for a touchdown in the 2024 playoff opener against Montana, while Tucker Large added a pickoff in the red zone.

Colby Humphrey came up with the Jackrabbits' first interception of the season late in the first quarter of the Sept. 14 game versus Augustana, followed by two-interception performances by the team in consecutive games against Southeastern Louisiana and Northern Iowa. Senior cornerback Steven Arrell notched interceptions in each of the road wins at Southeastern Louisiana and UNI.

DOUBLE-DUTY DUSTMAN: Senior Hunter Dustman has figured prominently in the Jackrabbits' special teams efforts the past three seasons.

A native of East Bethel, Minnesota, Dustman has handled both the kicking and punting duties for the Jackrabbits. As the placekicker, he is six points shy of this third consecutive 100-point season after scoring 113 points in 2022 and 122 points during the 2023 season. He made 18 field goals each of the past two seasons and has 12 so far during the 2024 campaign, including two Oct. 5 at Northern Iowa, to stand third on the program career charts with 49 field goals after passing Chase Vinatieri (47 field goals from 2016-19) last month.

In addition, Dustman set an SDSU single-season record with 68 extra points in 2023.

A five-time Missouri Valley Football Conference Special Teams Player of the Week award winner, Dustman has averaged 42.3 yards on 158 career punts. He got off to a solid start to the 2024 season by making both of his field goal attempts (31 and 48 yards) and averaging 48 yards on three punts (long of 53) Aug. 31 at Oklahoma State.

Dustman topped the 300-point plateau for his career on Nov. 2 and currently ranks fifth on the SDSU career scoring charts with 334 points after passing Kyle Minett (330 points from 2007-10) in the Dec. 7 playoff opener versus Montana.

MANY HAPPY RETURNS: South Dakota State raced out to a 28-0 lead a minute into the second quarter of its 2023 season opener against Western Oregon thanks to a pair of long interception returns for touchdowns by its starting safeties.

First, Colby Huerter hauled in an interception off a deflection by DyShawn Gales for a 54-yard return for touchdown. On the first play of the second quarter, Tucker Large picked off a pass and weaved his way through traffic for a 64-yard score.

OVERTIME GAMES

1998:	SDSU 30, Nebraska-Omaha [2 OT] (Oct. 17, 1998, at Coughlin-Alumni Stadium)
2002:	Augustana 39, SDSU 33 [3 OT] (Oct. 19, 2002, at Sioux Falls)
2004:	Southern Utah 23, SDSU 17 [2 OT] (Nov. 13, 2004, at Cedar City, Utah)
2007:	Western Illinois 29, SDSU 26 [4 OT] (Aug. 30, 2007, at Macomb, Ill.)
2008:	McNeese State 46, SDSU 44 [3 OT] (Oct. 4, 2008, at Coughlin-Alumni Stadium)
2011:	SDSU 43, Missouri State 36 [2 OT] (Oct. 29, 2011, at Springfield, Mo.)
2013:	SDSU 37, Northern Iowa 34 [2 OT] (Oct. 26, 2013, at Coughlin-Alumni Stadium)
2015:	Western Illinois 30, SDSU 24 [2 OT] (Nov. 21, 2015, at Macomb, Ill.)
2017:	SDSU 27, Illinois State 24 [OT] (Nov. 11, 2017, at Dana J. Dykhouse Stadium)
2018:	SDSU 54, Indiana State 51 [OT] (Oct. 6, 2018, at Dana J. Dykhouse Stadium)
2021:	Southern Illinois 42, SDSU 41 [OT] (Oct. 9, 2021, at Dana J. Dykhouse Stadium)
2024:	SDSU 20, South Dakota 17 [OT] (Oct. 26, 2024, at Dana J. Dykhouse Stadium)
Overall, SDSU is 6-6 in overtime games	

It marked the fifth time in the Division I era of Jackrabbit football (since 2004) that SDSU returned two interceptions for touchdowns in the same game. The others:

- Sept. 29, 2007 vs. Stephen F. Austin – Jimmy Rogers (32 yards, Q2), Conrad Kjerstad (82, Q4);
- Nov. 10, 2007 vs. Southern Utah — Tyler Koch (45 and 99 yards in Q4);
- Oct. 1, 2016 vs. Western Illinois – Christian Rozeboom (37 yards, Q3), Dallas Brown (19, Q3);
- Nov. 27, 2021 vs. UC Davis — Adam Bock (39 yards, Q3), Dalys Beanum (59, Q4).

SDSU also scored two return touchdowns in the Dec. 15 semifinal victory against UAlbany when Tucker Large returned a punt 79 yards to the end zone midway through the second quarter and Jason Freeman scooped up a fumble on the second play of the second half and returned it 34 yards to push the Jackrabbit lead to 42-0.

WORKING OVERTIME: South Dakota State's 20-17 overtime victory over South Dakota on Oct. 26 marked the first time the Jackrabbits went to an extra session since 2021.

Since overtime rules were implemented in college football in the mid-1990s, SDSU has compiled a 6-6 record in overtime games. The Jacks have now won three of the four overtime contests they have played at Dana J. Dykhouse Stadium.

BEANUM BOOSTS RETURN GAME: Starting cornerback Dalys Beanum has spelled an injured Tucker Large as the Jackrabbits' primary punt returner this season and responded by returning a punt 88 yards for a touchdown to open the scoring in South Dakota State's 41-0 victory at Southeastern Louisiana on Sept. 21.

Beanum's touchdown marked the longest punt return by a Jackrabbit since a 94-yarder for touchdown by Paul Aanonson in the 2007 Great West Football Conference title game against North Dakota State.

SDSU has made a habit out of scoring on punt plays the past two seasons. Over the last 16 games dating back to the 2023 FCS playoffs, the Jacks have scored on four punt plays — two blocked punts and two punt returns.

Last postseason, Matthew Durrance blocked a Villanova punt and returned it 45 yards for a score. A week later, Tucker Large returned a punt 79 yards for a touchdown against UAlbany.

Following Beanum's punt return for touchdown at Southeastern Louisiana, Noah Thompson added a 49-yard return to paydirt Oct. 5 at Northern Iowa following a block by Cullen McShane.

For good measure, Angel Johnson returned the opening kickoff of the Oct. 12 Hobo Day game against Youngstown State 99 yards for a touchdown. Johnson's kick return for TD was the first by a Jackrabbit player since Cade Johnson went 99 yards in a 2017 FCS playoff game versus New Hampshire.

NO PASSING, NO PROBLEM: SDSU mustered only 76 yards on 8-of-19 passing in its 41-0 shutout victory Sept. 21 at Southeastern Louisiana. The Jacks more than made up for their deficiency in the passing game by rushing for 341 yards.

The Jackrabbits' 76 passing yards marked their lowest output through the air in a game since an 87-yard outing in the 2022 season opener at Iowa. It also was the fewest passing yards in an SDSU victory since throwing for a mere 70 yards in a 44-3 road win at Southern Illinois during the COVID-altered 2020-21 spring campaign.

OLSON NAMED TO 35 UNDER 35: South Dakota State co-offensive coordinator and offensive line coach Ryan Olson was named Monday as a member of the 2025 35 Under 35 Coaches Leadership Institute. This year's class was chosen from a field of more than 200 applicants.

The AFCA 35 Under 35 Coaches Leadership Institute is a prestigious program aimed at identifying and developing premier, future leaders in the football coaching profession. Selected participants are invited to attend the one-day institute that features a curriculum of interactive lectures focused on topics specifically tailored to emphasize leadership in the coaching profession, ethics, influential responsibilities, career progression and family balance.

**DANA J. DYKHOUSE
STADIUM RECORDS**

YEAR-BY-YEAR RECORDS

2016	6-1
2017	7-1
2018	7-0
2019	5-3
2020-21	5-0
2021	5-2
2022	9-0
2023	9-0
2024	7-0
TOTALS	60-7

ATTENDANCE TOP 10

Nov. 4, 2023 • vs. North Dakota State	19,431
Sept. 14, 2024 • vs. Augustana	19,376
Oct. 26, 2019 • vs. North Dakota State	19,371
Oct. 14, 2023 • vs. Northern Iowa	19,357
Oct. 26, 2024 • vs. South Dakota	19,351
Oct. 8, 2022 • vs. South Dakota	19,332
Sept. 9, 2023 • vs. Montana State	19,332
Oct. 12, 2024 • vs. Youngstown State	19,331
Sept. 7, 2024 • vs. Incarnate Word	19,231
Sept. 30, 2023 • vs. North Dakota	19,231

Members of the AFCA 35 Under 35 Coaches Leadership Institute receive a stipend to assist with expenses incurred while attending the AFCA Convention.

Olson joined the Jackrabbit coaching staff in January 2021 as tight ends coach. He moved over to coach the offensive line in 2022 and was elevated to offensive coordinator following the 2023 season.

Previous honorees from the current SDSU coaching staff include head coach Jimmy Rogers (2023) and defensive coordinator/linebackers coach Jesse Bobbit (2024).

FREUND JOINS COACHING STAFF: Danny Freund was hired as co-offensive coordinator and quarterbacks coach in January 2024. He is sharing coordinator duties with Ryan Olson, who has been a member of the SDSU coaching staff since 2021 and will retain duties coaching the offensive line.

Freund spent the last dozen years coaching at the University of North Dakota, including serving as offensive coordinator and quarterbacks coach since 2018. He helped lead the Fighting Hawks to five FCS playoff appearances, as well as a share of the Missouri Valley Football Conference title during the 2020-21 spring season.

Prior to his role as offensive coordinator, Freund had stints coaching UND's running backs, fullbacks and wide receivers. He also held the title of associate head coach during the 2023 season, when the Fighting Hawks averaged 34.1 points per game en route to a postseason berth. He was honored by RII Sports Technology with its GRAPHITE Award, which recognizes excellence and efficiency in play-calling.

Freund was a two-year team captain (2007, 2008) as UND made the transition from NCAA Division II, compiling a 16-6 record as the starting quarterback. He set multiple school passing records before embarking on his coaching career as a graduate assistant at Carthage College in Kenosha, Wisconsin, in 2010. Freund returned to Grand Forks and UND in 2011.

THE 12TH MAN: South Dakota State has benefited from large crowds coming off the program's back-to-back national championships. In 2023, the Jackrabbits averaged 18,208 fans for regular season games, followed by another record-setting year in 2024 with an average attendance of 18,504 over six regular season home games.

Four games in each of the past two seasons have been sellouts, starting when 19,332 fans came out the for Sept. 9, 2023, showdown against Montana State. The crowd played a big role in the game, helping factor in nine false-start penalties by Montana State in the game, including six in the final quarter.

The 2023 Dakota Marker game against North Dakota State, which was a rematch from the 2022 FCS national championship game, drew a stadium-record 19,431 fans.

SDSU also set program playoff attendance records in all three postseason games it hosted in 2023, highlighted by a crowd of 12,265 in the semifinals against UAlbany.

Large crowds continued to fill Dana J. Dykhouse Stadium in 2024 as the first four Jackrabbit home games this season were sellouts and rank in the top nine for most-attended games in facility history. The Oct. 26 Interstate Series game versus South Dakota attracted 19,351 fans, making it the fifth-largest crowd in the nine-year history of the venue.

DANA J. DYKHOUSE STADIUM: Jackrabbit football moved into a new home in September of 2016 with the completion of Dana J. Dykhouse Stadium.

The stadium, which was constructed in phases on the site of SDSU's previous home field, Coughlin-Alumni Stadium, seats 19,340 spectators and cost \$65 million to build.

Dana J. Dykhouse Stadium is being funded through private gifts and long-term revenue streams, including concessions and suite, loge box and ticket sales. Bonds are financing nearly two-thirds of the project's construction, with the remaining dollars coming from private support. Lead gifts totaling \$12.5 million from former Jackrabbit football player and Sioux Falls banker Dana Dykhouse and philanthropist T. Denny Sanford were announced in October 2013.

PRONUNCIATION GUIDE

COACHES

Danny Freund	froid
Jake/Pete Menage	MEN-age

PLAYERS

Jack Amer	AIM-er
Steven Arrell	ah-RELL
Max Baloun	bah-LOON
Evan Beerntsen	BURNT-sen
Brenden Begeman	BEG-ah-man
Matthew Durrance	durr-ANTS
Caleb Franci	FRANCE-III
Grahm Goering	GORE-ing
Mark Gronowski	grow-NOW-ski
Colby Huerter	HURT-er
Randy Keumogne	cah-MOAN-yay
Aaron Kusler	COOSE-ler
Daeton Mcgaughy	Mc-GOY
Joe Ollman	OHL-man
William Paepke	PAP-key
Kentrell Prejean	KEN-trell PRAY-john
Dawson Ripperda	RIP-er-dah
Noah St-Juste	saint-JOOST
Jace Sifore	CY-for
Davin Stoffel	STAW-full
Ethan Vibert	VY-bert
Griffin Wilde	WILL-dee

The stadium officially opened Sept. 8, 2016, featuring a concert by country music stars Luke Bryan, Little Big Town and Lee Brice as part of the Jacks Bash opening weekend. The first football game was two days later, on Sept. 10, when the Jacks defeated Drake, 56-28.

SDSU has gone on to post a 60-7 record at Dana J. Dykhouse Stadium during its nine seasons of operation, including a 15-1 mark in FCS playoff games. The Jacks' current home winning streak is 28 games (including playoff games), with their last home loss a 26-17 setback to Northern Iowa on Oct. 23, 2021.

In 2023, the Jackrabbits completed their fourth undefeated season while playing at Dana J. Dykhouse Stadium, compiling a 9-0 record. SDSU previously posted perfect home records in 2018 (7-0), the 2020-21 spring season (5-0) and 2022 (9-0).

Dana J. Dykhouse Stadium was designed by Kansas City-based Crawford Architects, with the construction firm JE Dunn serving as the project manager at risk and Henry Carlson Company of Sioux Falls serving as general contractor.

JACKS IN THE PROS: Six former Jackrabbit standouts were on opening day rosters as the National Football League kicked off the 2024 season in September, continuing the Jackrabbits' long tradition of developing players into pro prospects.

Headlining the list is tight end Dallas Goedert of the Philadelphia Eagles. After being selected in the second round of the 2018 NFL Draft, Goedert has gone on to record 345 receptions for 4,030 yards and 24 touchdowns in seven seasons. In helping lead the Eagles to the Super Bowl during the 2022 season, Goedert caught 55 passes for 702 yards and three touchdowns. Although currently on injured reserve, Goedert stills ranks third on the Eagles for receptions (38) and receiving yards (441) with two touchdowns during the 2024 season, including posting a career day of 10 catches for 170 yards Sept. 22 against New Orleans.

Also at tight end is second-year pro Tucker Kraft with the Green Bay Packers. A third-round pick in 2023, Kraft turned in a strong second half to his rookie season, finishing the year with 31 catches for 355 yards and a pair of touchdowns. He has emerged as a top target for the Packers by leading the team with seven touchdown receptions while ranking second on the squad with 39 catches and third with 521 receiving yards.

Linebacker Christian Rozeboom earned a Super Bowl ring with the Rams during the 2021 season. A member of the Rams' practice squad in 2020, Rozeboom made his NFL debut with the Kansas City Chiefs early in 2021 before returning to Los Angeles and seeing action mostly on special teams for the Rams for the remainder of the regular season and postseason.

Rozeboom earned a starting spot in 2023 and ranked fourth on the team with 79 tackles while adding an interception. He has a team-best 111 tackles so far in 2024 and recorded his first interception of the season Nov. 11 versus Miami.

Running back Pierre Strong, Jr., who was drafted in 2022 by New England, is currently in his second year with the Cleveland Browns. He has seen most of his action special teams, returning 11 kickoffs for 255 yards (23.2 ypr). Strong also has recorded nine receptions for 86 yards and has rushed 19 times for 69 yards in 11 games so far this season. He had his best game of the season thus far with 78 all-purpose yards Oct. 13 at Philadelphia.

SDSU had two more players selected in the NFL Draft in 2024 when offensive Mason McCormick was taken in the fourth round by Pittsburgh and running back Isaiah Davis was a fifth-round pick of the New York Jets. McCormick made his first career start in a Week 4 game against Indianapolis and has maintained his starting role while Davis has seen more involvement with the offense in recent weeks.

Davis scored his first NFL touchdown Dec. 1 against Seattle on a 4-yard pass from future Hall-of-Famer Aaron Rodgers, then ran for a 17-yard score a week later against Miami. Davis has registered 62 yards on 15 carries, has caught seven passes for 65 yards and has returned eight kickoffs for 203 yards (25.4 ypr) thus far in 2024.

SDSU CAREER COACHING WINS

1. John Stiegelmeier, 1997-2022	199
2. Ralph Ginn, 1947-68	113
3. John Gregory, 1972-81	55
4. Wayne Haensel, 1982-90.....	45
5. C.A. "Jack" West, 1919-27	44
6. Mike Daly, 1991-96	41
7. T.C. "Cy" Kasper, 1928-33	30
8. Harry "Buck" Ewing, 1912-17.....	26
Jimmy Rogers, 2023-present	26
10. R.H. "Red" Threlfall, 1934-37.....	17

Six others who played on both Jackrabbit national championship teams later signed as free agents: cornerback DyShawn Gales (Cleveland); offensive tackle Garret Greenfield (Seattle); tight end Zach Heins (Los Angeles Chargers); wide receivers Jadon and Jaxon Janke (Houston), and linebacker/safety Isaiah Stalbird (New Orleans). Greenfield and Stalbird were later assigned to their respective teams' practice squads, although Greenfield has since signed with the New York Giants.

Stalbird has spent time on the active roster and has been credited with three tackles in three games.

Headlining the list of Jackrabbit pro football alumni are Hall of Famer Jim Langer and the NFL's career scoring leader, Adam Vinatieri.

Langer who played football at SDSU from 1967-69 and also was an All-American in baseball, played center on every offensive down during the Miami Dolphins' perfect season in 1972. He was a first-team All-Pro four times and was selected to play in six Pro Bowl games. He played in three Super Bowl games with the Dolphins from 1970-79 before finishing his career with the Minnesota Vikings from 1980-81. Langer passed away in September 2019.

Vinatieri wrapped up his playing career after becoming the NFL's all-time scoring leader in 2018 as a member of the Indianapolis Colts. Over Vinatieri's 24 seasons from 1996-2019, his totals include NFL bests of 599-of-715 on field goal attempts, 83.8 percent, and 2,673 career points. He also ranks second in career extra points with 874.

In all, Vinatieri set 15 NFL records, including 21 100-point seasons.

ROGERS SHOW: The Jimmy Rogers Radio Show airs throughout the 2024 season.

The weekly, hour-long show originates in front of a live audience at Cubby's Sports Bar and Grill in downtown Brookings, starting at 6 p.m. on Mondays. Hosted by Tyler Merriam, the show airs along the Jackrabbit Sports Network, including flagship station WNAX 570 AM, and can be heard through the Jackrabbit app and online at GoJacks.com.

Weekly segments include interviews with Jackrabbit coaches, student-athletes and others associated with SDSU football. Fans in attendance can register for prizes.

A LOOK AHEAD: The winner of Saturday's game will advance to the semifinal round of the FCS playoffs to face either No. 2 seed North Dakota State or No. 7 Mercer, with both semifinal games slated for Dec. 21. Game times will be announced at the conclusion of this weekend's games.

DEPTH CHART vs. UIW

OFFENSE

LT	69	Quinten Christensen, 6-5, 300, So., Wessington Springs, S.D.
	78	Marcus Hicks, 6-6, 320, Sr., Wichita, Kan.
LG	64	Ethan Vibert, 6-4, 310, Sr., Regina, Saskatchewan
	77	William Paepke, 6-5, 295, R-Fr., Rapid City, S.D.
C	50	GUS MILLER, 6-3, 295, Sr., Brookings, S.D.
	74	Shane Willenbring, 6-4, 285, Fr., La Crosse, Wis.
RG	61	EVAN BEERNTSEN, 6-4, 300, Sr., De Pere, Wis.
	62	Kenyon BigBow, 6-5, 295, R-Fr., Anadarko, Okla.
RT	76	Sam Hagen, 6-6, 315, Jr., Fordville, N.D.
	68	Nick Bakken, 6-5, 275, Fr., Whitefish Bay, Wis.
TE (Y)	87	Davin Stoffel, 6-6, 250, R-Fr., Mosinee, Wis.
	88	Greyton Gannon, 6-4, 235, So., Eagle, Wis.
TE or	44	Kevin Brenner, 6-3, 240, Sr., Silver Lake, Wis.
	83	David Alpers, 6-6, 240, So., Sioux Falls, S.D.
WR (X)	80	Lofton O'Groske, 6-2, 200, Fr., Coon Rapids, Minn.
	6	Elijah Ervin, 6-1, 195, Jr., Phoenix, Ariz.
WR (W) or	4	Kentrell Prejean, 5-8, 160, R-Fr., Lafayette, La.
	19	Jack Smith, 6-0, 190, Fr., Sioux Falls, S.D.
	15	Devon Cole Jr., 5-10, 185, Sr., Clermont, Fla.
WR (Z)	18	Griffin Wilde, 6-2, 200, So., Sioux Falls, S.D.
	2	Marcus Preston, 6-2, 200, Sr., Lawrence, Kan.
QB	11	MARK GRONOWSKI, 6-3, 225, Sr., Naperville, Ill.
	7	Chase Mason, 6-4, 230, Jr., Hurley, S.D.
	5	Jon Bell, 6-3 195, Jr., Naperville, Ill.
RB	3	Amar Johnson, 5-10, 200, Sr., O'Fallon, Mo.
	21	Angel Johnson, 5-9, 195, Jr., Viborg, S.D.
	20	Kirby Vorhees, 5-11, 205, R-Fr., Lutz, Fla.

Returning starters indicated in CAPS

DEFENSE

DE	57	Levi Vanden Bos, 6-3, 250, Jr., Rock Valley, Iowa
	99	Dawson Ripperda, 6-4, 245, So., Larchwood, Iowa
or	90	Randy Keumonge, 6-2, 240, Sr., Oakdale, Minn.
NT	93	Max Baloun, 6-6, 285, Jr., Redfield, S.D.
	96	Bryce Hawthorne, 6-3, 285, R-Fr., Osseo, Minn.
DT	52	JAROD DePRIEST, 6-5, 285, Sr., Trivoli, Ill.
	55	Aaron Wolfcale-Holsten, 6-2, 285, Jr., Gilbert, Ariz.
or	51	Logan Green, 6-4, 290, So., Northboro, Iowa
DE	94	Kobe Clayborne, 6-0, 275, Jr., Sioux City, Iowa
	95	Zac Wilson, 6-4, 245, Sr., Chipley, Fla.
LB (Will) or	29	Graham Spalding, 6-2, 210, Sr., Oviedo, Fla.
	0	Daeton Mcgaughy, 6-0, 205, Sr., Elwood, Kan.
	40	Aaron Kusler, 6-3, 230, Sr., Sioux Falls, S.D.
LB (Mike)	32	ADAM BOCK, 6-1, 225, Sr., Solon, Iowa
	11	Joe Ollman, 6-1, 225, So., Mequon, Wis.
LB (Sam)	9	Caleb Franci, 6-1, 195, Sr., Grand Island, Neb.
	28	Chase Van Tol, 6-1, 200, R-Fr., Tea, S.D.
LCB	22	Colby Humphrey, 5-11, 185, Sr., Birmingham, Ala.
	4	Steven Arrell, 6-3, 195, Sr., Brooklyn Park, Minn.
FS	1	Tucker Large, 5-11, 185, Jr., Sioux Falls, S.D.
	26	Kolten Tilford, 5-9, 180, R-Fr., North Platte, Neb.
	3	Dontay Johnson, 6-2, 190, So., Fort Collins, Colo.
SS	23	Matthew Durrance, 6-2, 215, Jr., Lutz, Fla.
	27	Noah Thompson, 6-0, 185, So., Brandon, S.D.
LCB	7	DALYS BEANUM, 6-1, 200, Sr., Omaha, Neb.
	13	Aydan Dautermann, 6-0, Jr., Hartford, Wis.

SPECIAL TEAMS

PK	10	HUNTER DUSTMAN, 6-4, 225, Sr., East Bethel, Minn.	Holder	5	Jon Bell, 6-3 195, Jr., Naperville, Ill.
	99	Jack Stevens, 6-0, 160, Fr., North Augusta, S.C.		41	Max Pelham, 6-1, 195, Jr., Ankeny, Iowa
P	10	HUNTER DUSTMAN, 6-4, 225, Sr., East Bethel, Minn.	KOR	21	Angel Johnson, 5-9, 195, Jr., Viborg, S.D.
	41	Max Pelham, 6-1, 195, Jr., Ankeny, Iowa		34	Maxwell Woods, 5-10, 185, Fr., Carver, Minn.
Long Snaps or	37	KAYDON OLIVIA, 5-11, 215, Jr., Schertz, Texas	PR	7	Dalys Beanum, 6-1, 200, Sr., Omaha, Neb.
	19	Jack Smith, 6-0, 190, Fr., Sioux Falls, S.D.		4	Kentrell Prejean, 5-8, 160, R-Fr., Lafayette, La.
	59	Carson Strohbeen, 6-1, 210, R-Fr., Sioux City, Iowa			

COACHING STAFF

Head Coach: Jimmy Rogers [F]
 Offensive Coordinator/Offensive Line: Ryan Olson [B]
 Co-Offensive Coordinator/Quarterbacks: Danny Freund [B]
 Defensive Coordinator/Linebackers: Jesse Bobbit [B]
 Special Teams Coordinator: Pat Cashmore [B]
 Cornerbacks: Mike Banks [B]
 Defensive Line: Jalon Bibbs [F]
 Wide Receivers: Jake Menage [F]


Safeties: Pete Menage [F]
 Tight Ends/Recruiting Coordinator: Chris Meyers [F]
 Running Backs: Robbie Rouse [F]
 Assistant Offensive Line Coach: Taylor Lucas
 Assistant Defensive Line Coach: Dalton Thomas
 Defensive Quality Control/Video Coordinator: Brayden Gage
 Quality Control-Offense: Kyle Saddler, Lane Peterson
 Director of Strength and Conditioning: Matt Jacobs



South Dakota State University JACKRABBITS

2024 Football Roster

No.	NAME	Pos	Ht	Wt	Yr	HOMETOWN	No.	NAME	Pos	Ht	Wt	Yr	HOMETOWN
0	Daeton Mcgaughy	LB	6-0	205	Sr.	Elwood, Kan.	48	Jack Nash	LB	6-1	185	Fr.	Palmer, Alaska
1	Tucker Large	S	5-11	185	Jr.	Sioux Falls, S.D.	49	Beau Baker	TE	6-6	250	Fr.	Springfield, Ky.
2	Marcus Preston	WR	6-2	200	Sr.	Lawrence, Kan.	50	Gus Miller	OL	6-3	295	Sr.	Brookings, S.D.
3	Amar Johnson	RB	5-10	205	Sr.	O'Fallon, Mo.	50	Nick Wells	DE	6-4	260	R-Fr.	Sioux City, Iowa
3	Dontay Johnson	S	6-2	190	So.	Fort Collins, Colo.	51	Logan Green	DT	6-4	290	So.	Northboro, Iowa
4	Steven Arrell	CB	6-3	200	Sr.	Brooklyn Park, Minn.	52	Jarod DePriest	DT	6-5	285	Sr.	Trivoli, Ill.
4	Kentrell Prejean	WR	5-8	160	R-Fr.	Lafayette, La.	53	Joseph Vieth	LB	6-3	210	Fr.	Omaha, Neb.
5	Jon Bell	QB	6-3	195	Jr.	Naperville, Ill.	55	Aaron Wolfcale-Holsten	DT	6-2	285	Jr.	Gilbert, Ariz.
6	Elijah Ervin	WR	6-1	195	Jr.	Phoenix, Ariz.	56	Fernando Lecuona	DE	6-2	240	Fr.	Omaha, Neb.
6	Jalen B. Lee	CB	6-0	200	So.	Wentzville, Mo.	57	Levi Vanden Bos	DE	6-3	250	Jr.	Rock Valley, Iowa
7	Dalys Beanum	CB	6-1	200	Sr.	Omaha, Neb.	58	Jackson Kerstin	OL	6-4	280	R-Fr.	Naperville, Ill.
7	Chase Mason	QB	6-4	230	Jr.	Hurley, S.D.	59	Carson Strohbeen	LS	6-1	210	R-Fr.	Sioux City, Iowa
8	Sammy Dresie	WR	6-2	185	Fr.	Maize, Kan.	61	Evan Beerntsen	OL	6-4	300	Sr.	De Pere, Wis.
8	Blake Peterson	DE	6-4	255	Grad.	Beresford, S.D.	62	Kenyon BigBow	OL	6-5	295	R-Fr.	Anadarko, Okla.
9	Caleb Franci	LB	6-1	195	Sr.	Grand Island, Neb.	63	Kyan Rauk	OL	6-8	285	Fr.	Northfield, Minn.
10	Hunter Dustman	K/P	6-4	225	Sr.	East Bethel, Minn.	64	Ethan Vibert	OL	6-4	310	Fr.	Regina, Saskatchewan
11	Mark Gronowski	QB	6-3	230	Sr.	Naperville, Ill.	66	Rhett Schaefer	DE	6-3	240	Fr.	Walcott, Iowa
11	Joe Ollman	LB	6-1	225	So.	Mequon, Wis.	67	Ian Mutchler	OL	6-4	280	R-Fr.	Morton, Ill.
12	Grahm Goering	WR	6-2	200	Jr.	Iowa City, Iowa	68	Nick Bakken	OL	6-5	275	Fr.	Whitefish Bay, Wis.
13	Jack Amer	QB	6-2	215	R-Fr.	Gilbert, Ariz.	69	Quinten Christensen	OL	6-5	300	Fr.	Wessington Springs, S.D.
13	Aydan Dautermann	CB	6-0	185	Jr.	Hartford, Wis.	71	Max Chapman	DT	6-2	300	Fr.	Creston, Iowa
14	Colby Huerter	S	6-1	205	Sr.	Katy, Texas	72	Hayden Venenga	OL	6-6	290	Fr.	Willmar, Minn.
15	Devon Cole Jr.	WR	5-10	185	Sr.	Clermont, Fla.	73	Caden Hotz	OL	6-2	280	Fr.	Waverly, Iowa
15	Hudson Metcalf	LB	6-2	215	Sr.	Soldotna, Alaska	74	Shane Willenbring	OL	6-4	285	Fr.	La Crosse, Wis.
16	Jack Henry	QB	6-2	205	Fr.	Dell Rapids, S.D.	75	Dawson Rudd	OL	6-6	290	So.	Claremore, Okla.
16	Noah St-Juste	CB	5-10	175	R-Fr.	Montreal, Quebec	76	Sam Hagen	OL	6-6	315	Jr.	Fordville, N.D.
17	Abe Hoskins III	CB	6-1	195	Sr.	Omaha, Neb.	77	William Paepke	OL	6-5	295	R-Fr.	Rapid City, S.D.
17	Jack Thue	QB	6-2	190	Fr.	Brandon, S.D.	78	Marcus Hicks	OL	6-6	320	Sr.	Wichita, Kan.
18	Griffin Wilde	WR	6-2	200	So.	Sioux Falls, S.D.	79	Thomas Martian	OL	6-3	280	Fr.	Rapid City, S.D.
19	Jack Smith	WR	6-0	190	Fr.	Sioux Falls, S.D.	80	Lofton O'Groske	WR	6-2	200	Fr.	Coon Rapids, Minn.
20	Kirby Vorhees	RB	5-11	205	R-Fr.	Lutz, Fla.	81	Joey Neumann	TE	6-4	235	R-Fr.	Antioch, Ill.
21	Angel Johnson	RB	5-9	195	Jr.	Viborg, S.D.	82	Ky Oday Jr.	WR	5-11	180	So.	Denver, Colo.
22	Colby Humphrey	CB	5-11	185	Sr.	Birmingham, Ala.	83	David Alpers	TE	6-6	240	So.	Sioux Falls, S.D.
23	Matthew Durrance	S	6-2	215	Jr.	Lutz, Fla.	84	Joe Randle	WR	6-3	205	R-Fr.	St. Anthony, Minn.
24	Brenden Begeman	RB	6-2	220	R-Fr.	Selby, S.D.	85	Joe Roll	WR	5-9	180	R-Fr.	Gretna, Neb.
25	Cale Reeder	S	6-0	190	Sr.	Yorkville, Ill.	86	Patrick Hoffmann	WR	6-1	195	Sr.	Naperville, Ill.
26	Kolten Tilford	S	5-9	180	R-Fr.	North Platte, Neb.	87	Davin Stoffel	TE	6-6	250	R-Fr.	Mosinee, Wis.
27	Noah Thompson	S	6-0	185	So.	Brandon, S.D.	88	Greyton Gannon	TE	6-4	235	So.	Eagle, Wis.
28	Chase Van Tol	LB	6-1	200	R-Fr.	Tea, S.D.	90	Randy Keumogne	DE	6-3	240	Sr.	Oakdale, Minn.
29	Graham Spalding	LB	6-2	215	Sr.	Oviedo, Fla.	91	Jace Sifore	DT	6-4	290	So.	Howard, S.D.
30	Cody Cotton	CB	6-0	170	Jr.	Pleasant Prairie, Wis.	92	Sam Watts	DE	6-3	245	Fr.	Cedar Rapids, Iowa
31	Trey Ridley	S	6-1	200	Fr.	Overland Park, Kan.	93	Max Baloun	DT	6-6	285	Sr.	Redfield, S.D.
32	Adam Bock	LB	6-1	225	Sr.	Solon, Iowa	94	Kobe Clayborne	DT	6-0	275	Jr.	Sioux City, Iowa
33	Bryce Johnson	LB	6-3	215	So.	Parker, Colo.	95	Zac Wilson	DE	6-4	245	Sr.	Chipley, Fla.
34	Maxwell Woods	RB	5-10	185	Fr.	Carver, Minn.	96	Bryce Hawthorne	DT	6-3	285	R-Fr.	Osseo, Minn.
35	Quinton Renfro	RB	5-11	185	Fr.	Joplin, Mo.	96	Jackson Isakson	K/P	6-2	190	R-Fr.	Aberdeen, S.D.
36	Dane Miller	WR	6-3	185	So.	Hardy, Neb.	97	Reis Kirschenman	DE	6-4	245	R-Fr.	Tea, S.D.
37	Kaydon Olivia	LS	5-11	215	Jr.	Schertz, Texas	98	Mac Muller	DT	6-1	270	Fr.	Osage, Iowa
37	Carsten Reynolds	LB	6-3	205	Fr.	Sedro-Wooley, Wash.	99	Dawson Ripperda	DE	6-4	245	So.	Larchwood, Iowa
38	Max Stanard	S	5-11	190	Fr.	Manhattan, Kan.	99	Jack Stevens	K	6-0	160	Fr.	North Augusta, S.C.
40	Brayden Delahoyde	TE	6-5	220	Fr.	Spearfish, S.D.							
40	Aaron Kusler	LB	6-3	230	Sr.	Sioux Falls, S.D.							
41	Max Pelham	P	6-1	195	Jr.	Ankeny, Iowa							
42	Anthony Palano	LB	6-1	210	Fr.	Arlington Heights, Ill.							
43	Andrew Gustad	TE	6-1	235	So.	Volin, S.D.							
44	Kevin Brenner	TE	6-3	240	Sr.	Silver Lake, Wis.							
45	Boden Schiller	LB	6-1	200	Fr.	Volga, S.D.							
46	Blake Leiferman	TE	6-5	250	Fr.	Kimball, S.D.							
47	Kytan Fyfe	LB	6-2	205	R-Fr.	Grand Island, Neb.							



JIMMY ROGERS

Head Coach • Second Season

Alma Mater: South Dakota State, 2009

Jimmy Rogers was introduced as the 21st head football coach in South Dakota State University history on Jan. 20, 2023, continuing his long association with Jackrabbit football that began as a student-athlete and has continued through the coaching ranks.

In his first season as a head coach, Rogers led the Jackrabbits to their second consecutive Football Championship Subdivision national title and finished the 2023 campaign with a perfect 15-0 record. SDSU held the top spot in both major FCS polls throughout the 2023 season and carried a 29-game winning streak — the third-longest winning streak in subdivision history — into his second season. He became the second SDSU head coach in as many years to be honored with the Eddie Robinson Award as the top FCS coach, joining his mentor, John Stiegelmeier, in 2022.

SDSU led the FCS ranks 10 different statistical categories on both sides of the ball in 2023, most notably scoring defense (9.3 points per game), total defense (257.2 yards per game), team passing efficiency (174.26) and third-down conversion percentage (.535). The Jackrabbits raised their level of play during their four-game postseason run, outscoring the opposition by a combined 146-15, including posting a pair of shutouts.

Six members of the 2023 team were honored on All-America teams, including Walter Payton Award winner Mark Gronowski at quarterback. In addition, a total of eight players were either drafted or signed free agent NFL contracts.

Rogers also played an integral role in the Jackrabbits winning their first national title in football during the 2022 season by directing a defense that led the Football Championship Subdivision in rushing defense by allowing only 88.1 yards per game on the ground. SDSU tied for the FCS lead with 18 interceptions and also ranked second in total defense (274.1 yards per game), third in scoring defense (15.8 points per game) and fourth in turnovers gained (26).

The Jackrabbits finished the 2022 season on a 14-game winning streak and held the No. 1 ranking in both the Stats Perform media poll and FCS coaches' poll the final two months of the year.

Rogers was honored as the 2022 FCS Coordinator of the Year by FootballScoop.com, and also was selected to participate in the AFCA's 35 Under 35 Coaches Leadership Institute.

A former standout defensive player for South Dakota State, Rogers returned to his alma mater in June 2013 to coach the Jackrabbit linebackers.

The 2022 campaign marked his first — and only — season as the team's sole defensive coordinator duties after sharing the role for three seasons. He previously was elevated to assistant head coach after the 2019 campaign.

In his first season, Rogers directed a linebacking corps whose three regular starters — R.C. Kilgore, T.J. Lally and Charles Elmore — combined for 290 tackles. Kilgore led the team with 134 tackles and also led the nation with five fumble recoveries en route to first-team all-Missouri Valley Football Conference recognition.

Rogers again coached a 100-tackle performer in 2014 as Lally led the squad with 117 tackles en route to earning second-team all-MVFC recognition.

The 2015 Jackrabbit linebacking crew again featured the squad's top two tacklers as Lally turned in the third 100-tackle season of his career with a team-best 102 stops and Jesse Bobbit added 97 tackles. Lally received second-team all-MVFC recognition for the third time, while Bobbit was an honorable mention selection.

Under Rogers' guidance, Christian Rozeboom burst onto the Football Championship landscape in 2016 by being named MVFC Freshman of the Year and finishing second in the balloting for the STATS FCS Jerry Rice Award as the top freshman in the Football Championship Subdivision after tallying a team-best 132 tackles.

Rogers' linebacking corps again earned multiple awards en route to the FCS title game during the 2020-21 season that was moved to the spring. The team's starters ranked as the top three tacklers during the 10-game season as Adam Bock (74 tackles), Logan Backhaus (72 tackles) and Preston Tetzlaff (70 tackles) paced the squad. Backhaus was honored on a number of All-America teams, while Bock was a freshman All-America honoree and Tetzlaff was awarded the NCAA Elite 90 Award at the national championship.

In all, Rogers coached a 100-tackle linebacker in eight of his 10 seasons leading the position group.

A native of Hamilton, Arizona, Rogers previously served as a graduate assistant at both SDSU (2010-11) and Florida Atlantic University in Boca Raton, Florida (2012).

As a player, Rogers lettered for the Jackrabbits from 2006-09 and was a two-time all-conference selection. He led both the team and the Great West Football Conference with 110 tackles in 2007 as South Dakota State claimed the league title and Rogers was a first-team all-GWFC selection. He again led the squad in tackles in 2008 with 93 en route to earning second-team all-Missouri Valley Football Conference honors.

He was a captain on the Jackrabbits' first FCS playoff team in 2009, recording 66 tackles his senior season to finish his four-year career with 312 stops in 46 games. He also intercepted three passes and forced three fumbles in an SDSU uniform.

THE ROGERS FILE

AS HEAD COACH

- 26-2 record in two seasons
- 2023 Eddie Robinson Award recipient
- Led South Dakota State to first perfect season in program history
- 2023 Missouri Valley Football Conference champion

AS AN ASSISTANT COACH

- Team Record of 97-36 over 10 Seasons as a full-time assistant coach
- 10 Consecutive FCS Playoff Berths
- 2022 FCS National Champions
- Linebackers Coach (2013-22)
- Co-Defensive Coordinator (2019-21)
- Defensive Coordinator (2022)
- FootballScoop.com FCS Coordinator of the Year (2022)
- AFCA 35 Under 35 Coaches Leadership Institute (2022)

AS A PLAYER

- Four-Year Letterman (2006-09)
- Team Captain (2009)
- First-Team All-Great West Football Conference (2007)
- Second-Team All-Missouri Valley Football Conference (2008)
- Two-Time Team Tackles Leader (110 in 2007, 93 in 2008)
- Career Totals Included: 312 Tackles, 3 Interceptions and 3 Forced Fumbles



7-DALYS BEANUM

6-0, 200, Senior • Cornerback

Omaha, Nebraska (Millard West H.S.)

FOOTBALL HONORS AND HIGHLIGHTS:

- All-Missouri Valley Football Conference First Team (2024)
- All-MVFC Honorable Mention (2022, 2023)
- MVFC Commissioner's List of Academic Excellence (2021)
- MVFC Honor Roll (2020-21, 2021, 2023)

OTHER CAREER NOTES:

- Tied for third on SDSU career charts with 12 interceptions
- Led team in interceptions in both 2021 (4) and 2023 (5)
- Returned interceptions for touchdowns against Dixie State [Utah Tech] (36 yards) and UC Davis (59 yards) during 2021 season
- Recorded 88-yard punt return for touchdown at Southeastern Louisiana on Sept. 21, 2024

SDSU CAREER INTERCEPTIONS

1. Charlie Clarksean, 1970-73.....	14
2. Mark Struck, 1991-95	13
3. Mike Jaunich, 1991-94	12
Wayne Rasmussen, 1961-63	12
Dalys Benum, 2020-present	12
6. Dan Dummermuth, 1979-81	11
7. Mike Breske, 1976-80	10
Jim Smith, 1982-83	10
Greg Osmundson, 1986-89	10
Chris Coauette, 2001-04	10
Tyler Koch, 2004-07	10
Conrad Kjerstad, 2007-10	10
Je Ryan Butler, 2012-15	10

DALYS BEANUM'S CAREER STATISTICS

YEAR	G	SOLO	AST	TOTAL	TFL-Yds	SACK-Yds	PBU	INT-Yds	BK	FR-Yds	FF
2020-21	7	1	1	2	0-0	0-0	1	0-0	0	0-0	0
2021	15	12	8	20	2.5-3	0-0	1	4-96	0	0-0	1
2022	15	27	10	37	0.5-2	0-0	9	2-10	1	1-0	0
2023	15	15	14	29	0-0	0-0	7	5-66	0	0-0	0
2024	13	27	12	39	1.5-5	0-0	3	1-50	0	0-0	1
CAREER	65	82	45	127	4.5-10	0-0	21	12-222	1	1-0	2

DALYS BEANUM'S 2020-21 GAME-BY-GAME STATISTICS

Game	Solo	Ast	Total	TFL-Yds	Int-Yds	PBU	FF	FR
Western Illinois	0	1	1	0-0	0-0	1	0	0
Southern Illinois	0	0	0	0-0	0-0	0	0	0
North Dakota St.	0	0	0	0-0	0-0	0	0	0
Holy Cross	0	0	0	0-0	0-0	0	0	0
Southern Illinois	1	0	1	0-0	0-0	0	0	0
Delaware	0	0	0	0-0	0-0	0	0	0
Sam Houston	0	0	0	0-0	0-0	0	0	0
Season Totals	1	1	2	0-0	0-0	1	0	0

DALYS BEANUM'S 2021 GAME-BY-GAME STATISTICS

Game	Solo	Ast	Total	TFL-Yds	Int-Yds	PBU	FF	FR
Colorado State	2	1	3	0-0	0-0	0	0	0
Lindenwood	1	0	1	0-0	0-0	0	0	0
Indiana State	0	3	3	0.5-0	0-0	0	0	0
Dixie State	1	1	2	0.5-1	1-36	0	0	0
Southern Illinois	1	1	2	0-0	0-0	0	0	0
Western Illinois	1	0	1	1.0-2	0-0	0	0	0
Northern Iowa	0	1	1	0-0	0-0	0	0	0
Youngstown St.	0	1	1	0.5-0	0-0	0	0	0
North Dakota St.	0	0	0	0-0	0-0	0	0	0
South Dakota	0	0	0	0-0	0-0	0	0	0
North Dakota	0	0	0	0-0	0-0	0	0	0
UC Davis	1	0	1	0-0	3-60	0	0	0
Sacramento St.	2	0	2	0-0	0-0	1	0	0
Villanova	3	0	3	0-0	0-0	0	1	0
Montana State	0	0	0	0-0	0-0	0	0	0
Season Totals	12	8	20	2.5-3	4-96	1	1	0

JACKRABBITS TO WATCH

DALYS BEANUM'S 2022 GAME-BY-GAME STATISTICS

Game	Solo	Ast	Total	TFL-Yds	Int-Yds	PBU	FF	FR
Iowa	2	2	4	0-0	0-0	0	0	0
UC Davis	1	2	3	0.5-2	0-0	0	0	0
Butler	0	1	1	0-0	0-0	1	0	0
Missouri State	2	0	2	0-0	0-0	0	0	0
Western Illinois	0	2	2	0-0	0-0	1	0	0
South Dakota	2	1	3	0-0	1-0	0	0	0
North Dakota St.	4	0	4	0-0	0-0	1	0	0
North Dakota	1	0	1	0-0	0-0	0	0	0
Indiana State	1	0	1	0-0	1-10	1	0	0
Northern Iowa	1	0	1	0-0	0-0	0	0	0
Illinois State	1	0	1	0-0	0-0	1	0	0
Delaware	3	0	3	0-0	0-0	0	0	0
Holy Cross	6	2	7	0-0	0-0	2	0	0
Montana State	2	0	2	0-0	0-0	1	0	0
North Dakota St.	1	0	1	0-0	0-0	1	0	1
Season Totals	27	10	37	0.5-2	2-10	9	0	1

Note: Blocked punt versus South Dakota

DALYS BEANUM'S 2023 GAME-BY-GAME STATISTICS

Game	Solo	Ast	Total	TFL-Yds	Int-Yds	PBU	FF	FR
Western Oregon	1	0	1	0-0	0-0	0	0	0
Montana State	0	2	2	0-0	0-0	0	0	0
Drake	0	0	0	0-0	0-0	0	0	0
North Dakota	2	1	3	0-0	0-0	1	0	0
Illinois State	4	2	6	0-0	0-0	2	0	0
Northern Iowa	2	0	2	0-0	0-0	0	0	0
Southern Illinois	1	2	3	0-0	1-31	0	0	0
South Dakota	0	2	2	0-0	0-0	2	0	0
North Dakota St.	1	2	3	0-0	0-0	1	0	0
Youngstown St.	1	0	1	0-0	0-0	0	0	0
Missouri State	1	1	2	0-0	0-0	0	0	0
Mercer	0	1	1	0-0	1-0	0	0	0
Villanova	2	1	3	0-0	1-0	0	0	0
UAlbany	0	0	0	0-0	1-0	0	0	0
Montana	0	0	0	0-0	1-35	0	0	0
Season Totals	15	14	29	0-0	5-66	7	0	0

DALYS BEANUM'S 2024 GAME-BY-GAME DEFENSIVE STATISTICS

Game	Solo	Ast	Total	TFL-Yds	Int-Yds	PBU	FF	FR
Oklahoma State	3	4	7	0-0	0-0	0	0	0
Incarnate Word	4	1	5	0-0	0-0	0	1	0
Augustana	3	1	4	0.5-1	0-0	0	0	0
SE Louisiana	2	1	3	0-0	0-0	0	0	0
Northern Iowa	0	0	0	0-0	0-0	0	0	0
Youngstown St.	2	0	2	0-0	1-50	1	0	0
North Dakota St.	3	1	4	0-0	0-0	0	0	0
South Dakota	2	3	5	1.0-4	0-0	0	0	0
Murray State	3	0	3	0-0	0-0	0	0	0
North Dakota	0	0	0	0-0	0-0	0	0	0
Southern Illinois	2	1	3	0-0	0-0	0	0	0
Missouri State	1	0	1	0-0	0-0	0	0	0
Montana	2	0	2	0-0	0-0	2	0	0
Season Totals	27	12	39	1.5-5	1-50	3	1	0

DALYS BEANUM'S 2024 GAME-BY-GAME RETURN STATISTICS

Game	PR	Yds	TD	LG
Oklahoma State	0	0	0	0
Incarnate Word	0	0	0	0
Augustana	1	2	0	2
SE Louisiana	3	102	1	*88
Northern Iowa	1	9	0	9
Youngstown State	0	0	0	0
North Dakota State	1	0	0	0
South Dakota	1	9	0	9
Murray State	0	0	0	0
North Dakota	0	0	0	0
Southern Illinois	0	0	0	0
Missouri State	4	11	0	7
Montana	1	5	0	5
Season Totals	12	138	1	*88
Career Totals	15	149	1	*88



32-ADAM BOCK

6-1, 225, Senior • Linebacker

Solon, Iowa (Solon H.S.)

FOOTBALL HONORS AND HIGHLIGHTS:

- Stats Perform FCS Buck Buchanan Award Finalist (2021)
- HERO Sports FCS All-America First Team (2021)
- Stats Perform FCS All-America Second Team (2021)
- HERO Sports FCS Sophomore All-America Team (2021)
- HERO Sports FCS Freshman All-America Team (2020-21)
- All-Missouri Valley Football Conference First Team (2021, 2022, 2024)
- MVFC All-Newcomer Team (2020-21)
- MVFC Defensive Player of the Week (April 17, 2021; Sept. 3, 2022)
- Football Championship Subdivision Athletics Directors Association Academic All-Star (2023)
- College Sports Communicators Academic All-District (2022)
- MVFC Scholar-Athlete of the Year (2024)
- MVFC All-Academic/Scholar-Athlete First Team (2021, 2022, 2023, 2024)
- MVFC Commissioner's Academic Excellence Award (2020-21, 2022, 2023)
- MVFC Honor Roll (2019, 2020-21, 2021, 2022, 2023)
- Team Captain (2022, 2023, 2024)
- Returned interception 39 yards for touchdown in Nov. 27, 2021 FCS playoff game versus UC Davis
- Also returned interception 40 yards for touchdown in Dec. 7, 2021 FCS playoff game versus Montana
- Blocked and returned PAT for defensive extra point Oct. 30, 2021 at Youngstown State
- Has recorded double figures for tackles in a game 16 times in his career

SDSU SINGLE-SEASON TACKLES

1. Ross Shafrath, 2012	150
2. R.C. Kilgore, 2013	134
3. Christian Rozeboom, 2016	132
4. Christian Rozeboom, 2017	127
5. Adam Bock, 2021.....	125
6. T.J. Lally, 2014	117
7. Chris Coauette, 2004.....	115
8. Christian Rozeboom, 2019	111
9. Jimmy Rogers, 2007	110
Jesse Bobbit, 2016	110

SDSU CAREER TACKLES

1. Christian Rozeboom, 2016-19	475
2. Greg Osmundson, 1986-89	435
3. Adam Bock, 2019-present	427
4. T.J. Lally, 2012-15.....	415
5. J.D. Alexander, 1971-74	393
6. Darrin Thurston, 1984-87	340
7. Logan Backhaus, 2017-21	329
8. Mark Huelskamp, 1972-75	328
9. Sterne Akin, 1995-98	325
10. Doug Miller, 1989-92	322

Note: Tackles not officially recognized as an NCAA statistic until 2000

ADAM BOCK'S CAREER STATISTICS

YEAR	G	SOLO	AST	TOTAL	TFL-Yds	SACK-Yds	PBU	INT-Yds	BK	FR-Yds	FF
2019	4	3	1	4	0-0	0-0	0	0-0	0	0-0	0
2020-21	10	36	38	74	5.5-20	2.0-15	0	0-0	0	0-0	0
2021	15	66	59	125	9.5-31	2.5-15	6	2-55	1	0-0	2
2022	11	39	37	76	7.5-26	4.0-17	0	0-0	0	1-0	1
2023	10	35	30	65	2.5-12	2.0-11	0	0-0	0	0-0	2
2024	13	42	41	83	8.0-28	3.0-16	0	2-63	0	1-0	0
CAREER	63	221	206	427	32.0-116	13.5-74	6	4-118	1	2-0	5

ADAM BOCK'S 2019 GAME-BY-GAME STATISTICS

Game	Solo	Ast	Total	TFL-Yds	Sack-Yds	Int-Yds	FF	FR
Drake	0	0	0	0-0	0-0	0-0	0	0
North Dakota St.	0	0	0	0-0	0-0	0-0	0	0
Illinois State	2	0	2	0-0	0-0	0-0	0	0
Northern Iowa	1	1	2	0-0	0-0	0-0	0	0
Season Totals	3	1	4	0-0	0-0	0-0	0	0

ADAM BOCK'S 2020-21 GAME-BY-GAME STATISTICS

Game	Solo	Ast	Total	TFL-Yds	Sack-Yds	Int-Yds	FF	FR
Northern Iowa	4	1	5	1.0-7	1.0-7	0-0	0	0
North Dakota	0	0	0	0-0	0-0	0-0	0	0
Western Illinois	3	5	8	0-0	0-0	0-0	0	0
Youngstown St.	1	1	2	0-0	0-0	0-0	0	0
Southern Illinois	2	8	10	0-0	0-0	0-0	0	0
North Dakota St.	8	5	13	2.5-4	0-0	0-0	0	0
Holy Cross	3	6	9	0-0	0-0	0-0	0	0
Southern Illinois	7	6	13	1.0-1	0-0	0-0	0	0
Delaware	4	2	6	1.0-8	1.0-8	0-0	0	0
Sam Houston	4	4	8	0-0	0-0	0-0	0	0
Season Totals	36	38	74	5.5-20	2.0-15	0-0	0	0

JACKRABBITS TO WATCH

ADAM BOCK'S 2021 GAME-BY-GAME STATISTICS

Game	Solo	Ast	Total	TFL-Yds	Sack-Yds	Int-Yds	FF	FR
Colorado State	7	1	8	2.0-3	0-0	0-0	0	0
Lindenwood	2	1	3	0-0	0-0	0-0	0	0
Indiana State	0	10	10	0.5-0	0-0	1-16	0	0
Dixie State	2	1	3	0-0	0-0	0-0	0	0
Southern Illinois	10	7	17	0.5-2	0.5-2	0-0	1	0
Western Illinois	5	2	7	0-0	0-0	0-0	0	0
Northern Iowa	6	4	10	0-0	0-0	0-0	0	0
Youngstown St.	2	1	3	0.5-1	0-0	0-0	0	0
North Dakota St.	5	8	13	2.5-8	1.0-2	0-0	1	0
South Dakota	11	3	14	2.0-13	1.0-11	0-0	0	0
North Dakota	5	7	12	1.0-2	0-0	0-0	0	0
UC Davis	3	3	6	0-0	0-0	0-0	0	0
Sacramento St.	1	5	6	0-0	0-0	0-0	0	0
Villanova	3	4	7	0-0	0-0	0-0	0	0
Montana State	4	2	6	0.5-2	0-0	0-0	0	0
Season Totals	66	59	125	9.5-31	2.5-15	1-16	2	0

Note: Blocked and returned extra point for 2-point defensive conversion Oct. 30 at Youngstown State

ADAM BOCK'S 2023 GAME-BY-GAME STATISTICS

Game	Solo	Ast	Total	TFL-Yds	Sack-Yds	Int-Yds	FF	FR
Western Oregon	DNP-Injury							
Montana State	DNP-Injury							
Drake	DNP-Injury							
North Dakota	5	5	10	1.5-9	1.0-8	0-0	0	0
Illinois State	DNP-Injury							
Northern Iowa	DNP-Injury							
Southern Illinois	2	0	2	0-0	0-0	0-0	0	0
South Dakota	4	2	6	0-0	0-0	0-0	0	0
North Dakota St.	2	2	4	0-0	0-0	0-0	1	0
Youngstown St.	2	5	7	1.0-3	1.0-3	0-0	0	0
Missouri State	4	2	6	0-0	0-0	0-0	0	0
Mercer	0	1	1	0-0	0-0	0-0	0	0
Villanova	5	6	11	0-0	0-0	0-0	0	0
UAlbany	4	3	7	0-0	0-0	0-0	0	0
Montana	7	4	11	0-0	0-0	0-0	1	0
Season Totals	35	30	65	2.5-12	2.0-11	0-0	2	0

ADAM BOCK'S 2022 GAME-BY-GAME STATISTICS

Game	Solo	Ast	Total	TFL-Yds	Sack-Yds	Int-Yds	FF	FR
Iowa	6	7	13	0-0	0-0	0-0	1	1
UC Davis	6	3	9	1.0-1	0-0	0-0	0	0
Butler	3	1	4	0-0	0-0	0-0	0	0
Missouri State	4	3	7	1.0-5	1.0-5	0-0	0	0
Western Illinois	8	2	10	0-0	0-0	0-0	0	0
South Dakota	3	4	7	2.5-10	2.0-9	0-0	0	0
North Dakota St.	1	6	7	0-0	0-0	0-0	0	0
North Dakota	1	0	1	0-0	0-0	0-0	0	0
Indiana St.	DNP-Injury							
Northern Iowa	DNP-Injury							
Illinois State	DNP-Injury							
Delaware	DNP-Injury							
Holy Cross	1	3	4	0.5-4	0-0	0-0	0	0
Montana State	6	2	8	2.5-6	1.0-3	0-0	0	0
North Dakota St.	0	6	6	0-0	0-0	0-0	0	0
Season Totals	39	37	76	7.5-26	4.0-17	0-0	1	1

ADAM BOCK'S 2024 GAME-BY-GAME STATISTICS

Game	Solo	Ast	Total	TFL-Yds	Sack-Yds	Int-Yds	FF	FR
Oklahoma State	6	6	12	0-0	0-0	0-0	0	0
Incarnate Word	5	4	9	3.0-8	0-0	0-0	0	0
Augustana	2	2	4	0-0	0-0	0-0	0	0
SE Louisiana	2	5	7	0-0	0-0	0-0	0	0
Northern Iowa	2	2	4	1.0-1	0-0	1-23	0	0
Youngstown St.	1	6	7	0-0	0-0	0-0	0	0
North Dakota St.	4	1	5	1.0-10	1.0-10	0-0	0	0
South Dakota	2	8	10	0-0	0-0	0-0	0	0
Murray State	6	1	7	1.0-3	0-0	0-0	0	0
North Dakota	4	0	4	1.0-3	1.0-3	0-0	0	0
Southern Illinois	0	0	0	0-0	0-0	0-0	0	0
Missouri State	2	4	6	1.0-3	1.0-3	0-0	0	1
Montana	6	2	8	0-0	0-0	1-40	0	0
Season Totals	42	41	83	8.0-28	3.0-16	2-63	0	1



11-MARK GRONOWSKI

6-3, 230, Senior • Quarterback
Naperville, Illinois (Neuqua Valley H.S.)

FOOTBALL HONORS AND HIGHLIGHTS:

- Walter Payton Award (2023)
- Walter Payton Award Finalist (2023, 2024)
- Football Championship Subdivision Athletics Directors Association Offensive Player of the Year (2023)
- Phil Steele FCS Offensive Player of the Year (2023)
- Phil Steele FCS Freshman of the Year (2020-21)
- Stats Perform Jerry Rice Award Finalist/Runner-up (2020-21)
- Associated Press FCS All-America First Team (2023)
- Stats Perform FCS All-America First Team (2023)
- FCS ADA All-America Team (2023)
- Walter Camp FCS All-America First Team (2023)
- American Football Coaches Association FCS All-America Second Team (2023)
- HERO Sports FCS Freshman All-America Team (2020-21)
- HERO Sports FCS Sophomore All-America Team (2022)
- Missouri Valley Football Conference Offensive Player of the Year (2020-21, 2023)
- MVFC Newcomer of the Year (2020-21)
- MVFC Freshman of the Year (2020-21)
- All-MVFC First Team (2020-21, 2023)
- All-MVFC Second Team (2022, 2024)
- Stats Perform FCS National Freshman Player of the Week (Feb. 19, 2021)
- MVFC Offensive Player of the Week (March 6, 2021; Sept. 24, 2022; Oct. 22, 2022; Nov. 18, 2023)
- MVFC Newcomer of the Week (Feb. 19, 2021; April 17, 2021)
- Campbell Trophy Finalist (2024)
- Football Championship Subdivision Athletics Directors Association Scholar-Athlete of the Year (2023)
- College Sports Communicators Academic All-America Second Team (2023)
- FCS ADA Academic All-Star (2023)
- CSC Academic All-District (2022, 2023)
- MVFC Scholar-Athlete First Team (2022, 2023, 2024)
- MVFC Commissioner's Academic Excellence Award (2021, 2022, 2023)
- MVFC Honor Roll (2020-21, 2021, 2022, 2023)
- Team Captain (2022, 2023, 2024)
- Has a 48-5 career record as the Jackrabbits' starting quarterback

SDSU CAREER PASSING YARDS

1. Taryn Christion, 2015-18	11,535
2. Mark Gronowski, 2020-present	9,931
3. Austin Sumner, 2011-14	9,458
4. Ryan Berry, 2005-08	6,023
5. Ted Wahl, 1985-88	6,016
6. Brad Nelson, 2001-04	5,382
7. Andy Rennerfeldt, 1997-2000	5,377
8. Dan Fjeldheim, 1999-2002	5,176
9. Todd McDonald, 1990-93	4,999
10. Mike Busch, 1984-85	4,980

SDSU SINGLE-SEASON PASSING YARDS

1. Taryn Christion, 2016	3,714
2. Taryn Christion, 2017	3,515
3. Chris Oladokun, 2021	3,164
4. Brad Nelson, 2003	3,141
5. Ryan Berry, 2008	3,106
6. Mark Gronowski, 2023	3,058
7. Taryn Christion, 2018	3,020
8. Austin Sumner, 2013	2,999
9. Mark Gronowski, 2022	2,967
10. Todd McDonald, 1993	2,715

SDSU CAREER TOTAL OFFENSE

1. Taryn Christion, 2015-18	13,050
2. Mark Gronowski, 2020-present	11,631
3. Austin Sumner, 2011-14	9,284
4. Ted Wahl, 1985-88	7,245
5. Josh Ranek, 1997-2001	6,745
6. Zach Zenner, 2011-14	6,548
7. Ryan Berry, 2005-08	5,971
8. Andy Rennerfeldt, 1997-2000	5,765
9. Gary Maffett, 1977-79	5,282
10. Todd McDonald, 1990-93	5,248

MARK GRONOWSKI'S CAREER STATISTICS

Year	GP	Eff.	Comp	Att	Int	Pct.	Yds	TD	LG	Rush	Yds	TD	LG
2020-21	10	150.51	108	188	3	57.4	1,565	15	*76	83	577	7	*80
2021	DNP-Injury												
2022	15	156.47	232	356	5	65.2	2,967	26	57	111	408	12	51
2023	15	179.67	209	307	5	68.1	3,058	29	*60	93	402	8	32
2024	13	146.06	185	296	6	62.5	2,341	19	*66	78	313	7	20
Career	53	159.02	734	1,147	19	64.0	9,931	89	*76	345	1,700	34	*80

* denotes touchdown

MARK GRONOWSKI'S 2020-21 GAME-BY-GAME STATISTICS

Game	Comp	Att	Int	Yds	TD	LG	Rush	Yds	TD	LG
^Northern Iowa	19	29	0	194	2	43	10	24	1	13
^North Dakota	16	32	2	309	2	*76	7	-5	0	5
^Western Illinois	12	19	0	178	2	*44	4	120	2	*80
^Youngstown State	12	28	1	158	1	39	9	15	1	8
^Southern Illinois	7	11	0	63	0	20	13	103	2	17
^North Dakota State	10	14	0	149	1	28	16	126	0	55
^Holy Cross	12	21	0	153	3	*45	2	15	0	9
^Southern Illinois	9	16	0	183	2	31	13	142	1	*67
^Delaware+	10	16	0	162	2	36	7	27	0	13
^Sam Houston	1	2	0	16	0	16	2	10	0	3
Season Totals	108	188	3	1,565	15	*76	83	577	7	*80

^ started game

+ caught 24-yard touchdown pass

JACKRABBITS TO WATCH

SDSU CAREER

PASSING TOUCHDOWNS

1. Taryn Christion, 2015-18	104
2. Mark Gronowski, 2020-present	89
3. Austin Sumner, 2011-14	65
4. Ryan Berry, 2005-08	56
5. Brad Nelson, 2001-04	47
6. Ted Wahl, 1985-88	43
7. Ron Meyer, 1963-65	41
8. Todd McDonald, 1990-93	36
9. Mark Bouché, 1996-98	36
10. Dan Fjeldheim, 1999-2002	32
Andy Rennerfeldt, 1997-2000	32

SINGLE-SEASON

PASSING TOUCHDOWNS

1. Taryn Christion, 2017	35
2. Taryn Christion, 2018	32
3. Ryan Berry, 2008	30
Taryn Christion, 2016	30
5. Mark Gronowski, 2023	29
6. Brad Nelson, 2003	27
7. Mark Gronowski, 2022	26
8. Todd McDonald, 1993	25
Chris Oladokun, 2021	25
10. Brad Nelson, 2004	20

SDSU CAREER

RUSHING TOUCHDOWNS

1. Josh Ranek, 1997-2001	62
2. Zach Zenner, 2011-14	61
3. Isaiah Davis, 2020-23	50
4. Kyle Minett, 2007-10	47
5. Pierre Strong, Jr.; 2018-21	40
6. Jerry Welch, 1951-54	34
Mark Gronowski, 2020-present	34
8. Dan Sonnek, 1984-87	32
9. Scott Nedved, 1998-2002	30
10. Anthony Watson, 2003-06	29

MARK GRONOWSKI'S 2022 GAME-BY-GAME STATISTICS

Game	Comp	Att	Int	Yds	TD	LG	Rush	Yds	TD	LG
^Iowa	10	26	0	87	0	20	10	-21	0	3
^UC Davis	13	21	2	110	1	17	7	9	2	7
^Butler	17	25	0	279	3	54	8	55	1	23
^Missouri State	22	29	0	319	4	*40	7	9	0	7
^Western Illinois	17	33	0	188	1	20	3	8	1	11
^South Dakota	12	20	1	136	1	*28	9	43	0	8
^North Dakota State	16	21	0	152	0	39	9	2	0	14
^North Dakota	15	20	0	197	3	39	6	20	2	10
^Indiana State	22	28	0	233	3	24	2	9	1	7
^Northern Iowa	21	34	1	263	1	57	4	20	0	11
^Illinois State	20	28	1	283	1	51	13	25	1	14
^Delaware	11	15	0	131	1	34	8	73	1	51
^Holy Cross	12	22	0	177	2	44	10	47	1	18
^Montana State	10	13	0	189	2	38	10	52	1	16
^North Dakota State	14	21	0	223	3	44	5	57	1	*51
Season Totals	232	356	5	2,967	26	57	111	408	12	*51

MARK GRONOWSKI'S 2023 GAME-BY-GAME STATISTICS

Game	Comp	Att	Int	Yds	TD	LG	Rush	Yds	TD	LG
^Western Oregon	8	10	0	121	1	*31	2	11	1	*6
^Montana State	13	22	0	184	2	40	10	26	1	*20
^Drake	18	25	1	226	5	24	3	19	1	11
^North Dakota	13	22	0	167	1	27	4	22	1	14
^Illinois State	11	17	0	171	3	*60	8	38	1	*14
^Northern Iowa	21	26	0	291	3	38	7	30	1	11
^Southern Illinois	15	21	1	161	1	*49	5	-9	0	8
^South Dakota	13	19	1	207	0	52	7	43	0	13
^North Dakota State	12	19	0	213	2	*46	7	10	0	10
^Youngstown State	19	28	0	295	3	*56	1	5	0	5
^Missouri State	16	23	0	323	2	40	7	25	1	14
^Mercer	11	16	1	158	1	28	11	40	0	11
^Villanova	11	19	0	101	1	26	8	39	0	15
^UAlbany	15	19	0	265	3	47	5	50	0	32
^Montana	13	21	1	175	1	34	8	53	1	33
Season Totals	209	307	5	3,058	29	*60	93	402	8	33

MARK GRONOWSKI'S 2024 GAME-BY-GAME STATISTICS

Game	Comp	Att	Int	Yds	TD	LG	Rush	Yds	TD	LG
^Oklahoma State	20	36	1	264	2	*60	10	17	0	10
^Incarnate Word	21	32	1	285	4	61	3	9	0	5
^Augustana	19	27	2	141	0	14	6	28	2	*9
^SE Louisiana	7	17	1	65	0	16	6	20	0	13
^Northern Iowa	16	22	0	221	3	*66	2	8	0	8
^Youngstown State	8	13	0	127	2	*45	5	53	1	16
^North Dakota State	17	29	1	118	0	20	13	77	0	13
^South Dakota	20	27	0	163	0	26	15	54	1	20
^Murray State	9	16	0	170	1	41	2	21	0	14
*North Dakota	11	19	0	193	3	*47	3	11	0	6
*Southern Illinois	11	17	0	185	0	32	3	5	1	3
*Missouri State	14	25	0	258	2	*53	5	6	0	12
^Montana	12	16	0	151	2	38	5	4	2	5
Season Totals	185	296	6	2,341	19	*66	78	313	7	20

^ started game

* denotes touchdown



3-AMAR JOHNSON

5-10, 200, Senior • Running Back

O'Fallon, Missouri (Chaminade College Prep)

FOOTBALL HONORS AND HIGHLIGHTS:

- All-Missouri Valley Football Conference First Team (2023–All-Purpose Back; 2024–Running Back)
- MVFC Honor Roll (2021, 2022)

AMAR JOHNSON'S CAREER STATISTICS

Year	Rush	Yds	Avg	TD	LG	Rec	Yds	TD	LG	KOR	Yds	Avg	TD	LG
2021	86	427	5.0	3	28	2	38	0	34	6	102	17.0	0	29
2022	130	744	5.7	7	55	13	125	1	29	1	17	17.0	0	17
2023	128	801	6.3	4	54	12	122	0	17	12	282	23.5	0	51
2024	160	1,013	6.3	13	*44	27	203	1	26	2	39	19.5	0	20
Career	504	2,985	5.9	27	55	54	488	2	34	21	440	21.0	0	51

* denotes touchdown

SDSU CAREER RUSHING YARDS

1. Josh Ranek, 1997-20016,744
2. Zach Zenner, 2011-146,548
3. Isaiah Davis, 2020-23.....4,548
4. Pierre Strong, Jr., 2018-214,527
5. Kyle Minett, 2007-104,277
6. Anthony Watson, 2003-063,712
7. Dan Sonnek, 1984-873,304
8. Les Tuma, 1970-733,018
9. Cory Koenig, 2004-072,990
10. **Amar Johnson, 2021-present2,985**

AMAR JOHNSON'S 2021 GAME-BY-GAME STATISTICS

Game	Rush	Yds	TD	LG	Rec	Yds	TD	LG	KOR	Yds	TD	LG
Colorado State	3	2	0	3	0	0	0	0	0	0	0	0
Lindenwood	15	105	1	28	0	0	0	0	0	0	0	0
Indiana State	9	44	1	22	1	34	0	34	0	0	0	0
Dixie State	9	33	0	11	0	0	0	0	0	0	0	0
Southern Illinois	1	8	0	8	0	0	0	0	1	21	0	21
Western Illinois	11	57	0	20	0	0	0	0	1	22	0	22
Northern Iowa	0	0	0	0	0	0	0	0	0	0	0	0
Youngstown State	18	87	1	16	0	0	0	0	0	0	0	0
North Dakota State	2	1	0	2	0	0	0	0	0	0	0	0
South Dakota	0	0	0	0	1	4	0	4	1	29	0	29
North Dakota	0	0	0	0	0	0	0	0	0	0	0	0
UC Davis	4	26	0	13	0	0	0	0	2	14	0	15
Sacramento State	0	0	0	0	0	0	0	0	0	0	0	0
Villanova	14	64	0	24	0	0	0	0	1	16	0	16
Montana State	DNP											
Season Totals	86	427	3	28	2	38	0	34	6	102	0	29

AMAR JOHNSON'S 2022 GAME-BY-GAME STATISTICS

Game	Rush	Yds	TD	LG	Rec	Yds	TD	LG	KOR	Yds	TD	LG
Iowa	2	3	0	2	0	0	0	0	0	0	0	0
UC Davis	6	39	0	9	1	5	0	5	0	0	0	0
Butler	4	11	0	6	1	29	0	29	0	0	0	0
Missouri State	7	42	0	24	0	0	0	0	1	17	0	0
Western Illinois	9	33	0	10	1	3	0	3	0	0	0	0
South Dakota	14	53	0	10	0	0	0	0	0	0	0	0
North Dakota State	12	89	1	29	2	19	0	17	0	0	0	0
North Dakota	14	71	1	20	0	0	0	0	0	0	0	0
Indiana State	10	75	1	27	2	22	0	20	0	0	0	0
Northern Iowa	11	39	1	16	0	0	0	0	0	0	0	0
Illinois State	8	39	0	16	0	0	0	0	0	0	0	0
Delaware	9	40	1	9	0	0	0	0	0	0	0	0
Holy Cross	5	15	0	5	0	0	0	0	0	0	0	0
Montana State	10	69	1	38	3	31	1	23	0	0	0	0
North Dakota State	9	126	1	55	1	0	0	0	0	0	0	0
Season Totals	130	744	7	55	13	125	1	29	1	17	0	17

JACKRABBITS TO WATCH

100-YARD RUSHING GAMES

157 yards • vs. Southern Illinois, 11-16-2024
 126 yards • vs. North Dakota State, 1-8-2023
 126 yards • vs. Augustana, 9-14-2024
 112 yards • vs. Incarnate Word, 9-7-2024
 107 yards • vs. Mercer, 12-2-2023
 106 yards • at Illinois State, 10-7-2023
 105 yards • vs. Lindenwood, 9-11-2021
 103 yards • vs. Montana, 12-7-2024

AMAR JOHNSON'S 2023 GAME-BY-GAME STATISTICS

Game	Rush	Yds	TD	LG	Rec	Yds	TD	LG	KOR	Yds	TD	LG
Western Oregon	8	70	0	30	0	0	0	0	1	20	0	20
Montana State	5	47	0	26	2	19	0	17	0	0	0	0
Drake	12	63	1	17	1	6	0	6	2	73	0	51
North Dakota	13	56	0	13	2	23	0	13	0	0	0	0
Illinois State	11	106	0	44	0	0	0	0	1	34	0	34
Northern Iowa	9	35	0	8	2	23	0	15	1	20	0	20
Southern Illinois	10	67	0	24	1	1	0	1	2	48	0	25
South Dakota	8	66	2	20	1	8	0	8	1	14	0	14
North Dakota State	9	36	0	14	1	15	0	15	1	17	0	17
Youngstown State	2	6	0	7	0	0	0	0	0	0	0	0
Missouri State	10	45	1	11	0	0	0	0	3	56	0	21
Mercer	11	107	0	54	1	17	0	17	0	0	0	0
Villanova	4	13	0	6	0	0	0	0	0	0	0	0
UAlbany	7	34	0	11	0	0	0	0	0	0	0	0
Montana	9	50	0	13	1	10	0	10	0	0	0	0
Season Totals	128	801	4	54	12	122	0	17	12	282	0	51

AMAR JOHNSON'S 2024 GAME-BY-GAME STATISTICS

Game	Rush	Yds	TD	LG	Rec	Yds	TD	LG	KOR	Yds	TD	LG
Oklahoma State	9	73	0	40	2	17	0	13	0	0	0	0
Incarnate Word	19	112	2	13	3	16	0	11	0	0	0	0
Augustana	17	126	1	26	3	14	0	12	0	0	0	0
SE Louisiana	11	65	1	14	3	37	0	16	0	0	0	0
Northern Iowa	10	40	0	14	4	28	0	10	0	0	0	0
Youngstown State	8	64	1	23	0	0	0	0	0	0	0	0
North Dakota State	13	41	0	12	2	3	0	2	0	0	0	0
South Dakota	10	17	2	6	3	8	0	7	0	0	0	0
Murray State	6	83	1	*44	1	10	1	10	0	0	0	0
North Dakota	15	74	1	10	1	2	0	2	2	39	0	20
Southern Illinois	14	157	2	43	3	39	0	26	0	0	0	0
Missouri State	12	58	2	12	1	13	0	13	0	0	0	0
Montana	16	103	0	34	1	16	0	16	0	0	0	0
Season Totals	160	1,013	13	*44	27	203	1	26	2	39	0	20



1-TUCKER LARGE

5-11, 180, Junior • Safety/Punt Returner
Sioux Falls, South Dakota (Roosevelt H.S.)

FOOTBALL HONORS AND HIGHLIGHTS:

- All-Missouri Valley Football Conference First Team (2023–Defensive Back, 2024–Defensive Back)
- All-MVFC Second Team (2023–Return Specialist)
- MVFC All-Newcomer Team (2022)
- MVFC Special Teams Player of the Week (Sept. 16, 2023)
- MVFC Commissioner's Academic Excellence Award (2022)
- MVFC Honor Roll (2021, 2022)

TUCKER LARGE'S CAREER STATISTICS

Year	Solo	Ast	Total	TFL-Yds	Sack-Yds	Int-Yds	PBU	FF	FR-Yds	PR	Yds	Avg	TD	LG
2021	0	0	0	0-0	0-0	0-0	0	0	0-0	0	0	0.0	0	0
2022	18	10	28	0-0	0-0	0-0	2	0	0-0	0	0	0.0	0	0
2023	30	19	49	1.0-7	0-0	4-81	9	0	0-0	21	396	18.9	1	*79
2024	14	8	22	0-0	0-0	3-26	4	0	0-0	0	0	0.0	0	0
Career	62	37	99	1.0-7	0-0	7-107	15	0	0-0	21	396	18.9	1	*79

* denotes touchdown

Played in three games (Colorado State, Youngstown State, Sacramento State) during 2021 season, but did not factor into any statistics

TUCKER LARGE'S 2022 GAME-BY-GAME STATISTICS

Game	Solo	Ast	Total	TFL-Yds	Int-Yds	PBU	FF	FR-Yds	PR	Yds	TD	LG
Iowa	0	0	0	0-0	0-0	0	0	0-0	0	0	0	0
UC Davis	4	3	7	0-0	0-0	1	0	0-0	0	0	0	0
Butler	1	2	3	0-0	0-0	0	0	0-0	0	0	0	0
Missouri State	2	0	2	0-0	0-0	0	0	0-0	0	0	0	0
Western Illinois	0	0	0	0-0	0-0	0	0	0-0	0	0	0	0
South Dakota	0	0	0	0-0	0-0	0	0	0-0	0	0	0	0
North Dakota State	1	2	3	0-0	0-0	0	0	0-0	0	0	0	0
North Dakota	2	1	3	0-0	0-0	0	0	0-0	0	0	0	0
Indiana State	1	0	1	0-0	0-0	0	0	0-0	0	0	0	0
Northern Iowa	1	0	1	0-0	0-0	1	0	0-0	0	0	0	0
Illinois State	0	0	0	0-0	0-0	0	0	0-0	0	0	0	0
Delaware	2	0	2	0-0	0-0	0	0	0-0	0	0	0	0
Holy Cross	1	2	3	0-0	0-0	0	0	0-0	0	0	0	0
Montana State	1	0	1	0-0	0-0	0	0	0-0	0	0	0	0
North Dakota State	2	0	2	0-0	0-0	0	0	0-0	0	0	0	0
Season Totals	18	10	28	0-0	0-0	2	0-0	0-0	0	0	0	0

TUCKER LARGE'S 2023 GAME-BY-GAME STATISTICS

Game	Solo	Ast	Total	TFL-Yds	Int-Yds	PBU	FF	FR-Yds	PR	Yds	TD	LG
Western Oregon	1	0	1	0-0	*1-64	0	0	0-0	1	25	0	25
Montana State	7	0	7	0-0	0-0	0	0	0-0	0	0	0	0
Drake	1	0	1	0-0	0-0	1	0	0-0	4	+149	0	61
North Dakota	2	0	2	0-0	0-0	0	0	0-0	2	59	0	51
Illinois State	2	0	2	0-0	0-0	0	0	0-0	0	0	0	0
Northern Iowa	0	0	0	0-0	0-0	1	0	0-0	1	2	0	2
Southern Illinois	3	4	7	0-0	0-0	0	0	0-0	2	8	0	7
South Dakota	3	1	4	0-0	1-0	0	0	0-0	2	4	0	8
North Dakota State	4	4	8	0-0	0-0	0	0	0-0	1	28	0	28
Youngstown State	1	3	4	0-0	1-5	0	0	0-0	1	1	0	1
Missouri State	1	1	2	0-0	0-0	3	0	0-0	4	18	0	6
Mercer	0	0	0	0-0	0-0	0	0	0-0	1	17	0	17
Villanova	2	2	4	0-0	0-0	2	0	0-0	1	6	0	6
UAlbany	0	1	1	0-0	1-12	0	0	0-0	1	79	1	*79
Montana	3	3	6	1.0-7	0-0	2	0	0-0	0	0	0	0
Season Totals	30	19	49	1.0-7	4-81	9	0	0-0	21	396	1	*79

+ Single-game school record

* Interception returned for touchdown

JACKRABBITS TO WATCH

TUCKER LARGE'S 2024 GAME-BY-GAME STATISTICS

Game	Solo	Ast	Total	TFL-Yds	Int-Yds	PBU	FF	FR-Yds	PR	Yds	TD	LG
Oklahoma State	4	0	4	0-0	0-0	0	0	0-0	0	0	0	0
Incarnate Word	0	0	0	0-0	0-0	0	0	0-0	0	0	0	0
Augustana	0	0	0	0-0	0-0	0	0	0-0	0	0	0	0
SE Louisiana	DNP-Injury											
Northern Iowa	DNP-Injury											
Youngstown State	DNP-Injury											
North Dakota St.	DNP-Injury											
South Dakota	1	4	5	0-0	0-0	0	0	0-0	0	0	0	0
Murray State	1	0	1	0-0	1-0	0	0	0-0	0	0	0	0
North Dakota	1	1	2	0-0	1-0	0	0	0-0	0	0	0	0
Southern Illinois	1	1	2	0-0	0-0	1	0	0-0	0	0	0	0
Missouri State	4	1	5	0-0	0-0	3	0	0-0	0	0	0	0
Montana	2	1	3	0-0	1-26	0	0	0-0	0	0	0	0
Season Totals	14	8	22	0-0	3-26	4	0	0-0	0	0	0	0



18-GRIFFIN WILDE

6-2, 200, Sophomore • Wide Receiver

Sioux Falls, South Dakota (Jefferson H.S.)

FOOTBALL HONORS AND HIGHLIGHTS:

- All-Missouri Valley Football Conference Second Team (2024)
- MVFC All-Newcomer Team (2023)
- MVFC Scholar-Athlete First Team (2024)
- MVFC Honor Roll (2023)

GRIFFIN WILDE'S CAREER STATISTICS

Year	Rec	Yds	Avg	TD	LG	Rush	Yds	Avg	TD	LG	KOR	Yds	Avg	LG
2023	20	399	20.0	6	*71	1	6	6.0	0	6	4	100	25.0	40
2023	63	1,014	16.1	10	*60	0	0	0.0	0	0	0	0	0.0	0
Career	83	1,413	17.0	16	*71	1	6	6.0	0	0	4	100	25.0	40

* denotes touchdown

Note. Has four rushing attempts for 55 yards in career

GRIFFIN WILDE'S 2023 GAME-BY-GAME STATISTICS

Game	Rec	Yds	TD	LG	Rush	Yds	TD	LG	KOR	Yds	LG
Western Ore.	4	79	1	31	0	0	0	0	0	0	0
Montana State	2	49	1	*35	0	0	0	0	0	0	0
Drake	1	18	1	*18	0	0	0	0	0	0	0
North Dakota	0	0	0	0	0	0	0	0	1	17	17
Illinois State	0	0	0	0	0	0	0	0	0	0	0
Northern Iowa	4	60	0	22	0	0	0	0	0	0	0
Southern Illinois	2	61	1	*49	0	0	0	0	0	0	0
South Dakota	0	0	0	0	0	0	0	0	0	0	0
North Dakota St.	1	16	0	16	0	0	0	0	0	0	0
Youngstown St.	2	16	1	11	0	0	0	0	1	40	40
Missouri State	0	0	0	0	0	0	0	0	0	0	0
Mercer	1	7	0	7	0	0	0	0	0	0	0
Villanova	1	8	0	8	0	0	0	0	1	20	20
UAlbany	2	85	1	*71	0	0	0	0	0	0	0
Montana	0	0	0	0	0	0	0	0	1	23	23
Season Totals	20	399	6	*71	0	0	0	0	4	100	40

GRIFFIN WILDE'S 2024 GAME-BY-GAME STATISTICS

Game	Rec	Yds	TD	LG	Rush	Yds	TD	LG	KOR	Yds	LG
Oklahoma State	7	150	1	*60	0	0	0	0	0	0	0
Incarnate Word	10	106	2	*25	0	0	0	0	0	0	0
Augustana	6	47	0	14	0	0	0	0	0	0	0
Southeastern La.	1	3	0	3	0	0	0	0	0	0	0
Northern Iowa	3	39	0	22	1	6	0	6	0	0	0
Youngstown St.	5	62	1	*19	0	0	0	0	0	0	0
North Dakota St.	4	25	0	12	0	0	0	0	0	0	0
South Dakota	5	61	0	26	0	0	0	0	0	0	0
Murray State	3	78	0	41	0	0	0	0	0	0	0
North Dakota	5	140	3	*47	0	0	0	0	0	0	0
Southern Illinois	3	50	0	26	0	0	0	0	0	0	0
Missouri State	4	139	1	*53	0	0	0	0	0	0	0
Montana	7	114	2	38	0	0	0	0	0	0	0
Season Totals	63	1,014	10	*60	1	6	0	6	0	0	0

FOOTBALL CHAMPIONSHIP SUBDIVISION POLLS

STATS PERFORM FCS POLL — NOV. 25

PL.	SCHOOL	2024 RECORD	POINTS	PR
1.	Montana State [51]	12-0	1,395	2
2.	South Dakota State [1]	10-2	1,308	3
3.	North Dakota State [2]	10-2	1,281	1
4.	South Dakota [2]	9-2	1,275	4
5.	UC Davis	10-2	1,167	5
6.	Incarnate Word	10-2	1,084	6
7.	Idaho	9-3	1,054	7
8.	Mercer	10-2	1,020	8
9.	Richmond	10-2	955	10
10.	Rhode Island	10-2	843	13
11.	Illinois State	9-3	771	14
12.	Villanova	9-3	746	15
13.	Montana	8-4	739	9
14.	Tarleton State	9-3	684	16
15.	Abilene Christian	8-4	613	11
16.	Southeast Missouri State	9-3	508	12
17.	Northern Arizona	8-4	389	21
18.	Jackson State	10-2	384	20
19.	New Hampshire	8-4	320	24
20.	South Carolina State	9-2	302	23
21.	Tennessee State	9-3	296	NR
22.	Eastern Kentucky	8-4	284	25
23.	UT Martin	8-4	282	22
24.	Stony Brook	8-4	94	18
25.	Harvard	8-2	87	17

Notes: First-place votes in brackets; opponents listed in **bold**

Teams receiving votes: North Carolina Central, 78; Southern Utah, 59; **Southeastern Louisiana**, 33; Lehigh, 31; Duquesne, 27; Western Carolina, 25; Chattanooga, 20; Tennessee Tech, 13; Central Connecticut State, 6; Dartmouth, 4.

AFCA FCS COACHES' POLL — NOV. 25

PL.	SCHOOL	2024 RECORD	POINTS	PR
1.	Montana State {23}	12-0	622	2
2.	South Dakota State [1]	10-2	593	3
3.	South Dakota [2]	9-2	571	4
4.	North Dakota State [2]	10-2	554	1
5.	UC Davis	10-2	522	5
6.	Incarnate Word	10-2	495	6
7.	Richmond	10-2	453	7
8.	Idaho	9-3	443	8
9.	Mercer	10-2	427	9
10.	Illinois State	9-3	392	13
11.	Villanova	9-3	360	14
12.	Rhode Island	10-2	351	15
13.	Montana	8-4	304	10
14.	Tarleton State	9-3	290	16
15.	Jackson State	10-2	266	17
16.	Southeast Missouri State	9-3	236	11
17.	Abilene Christian	8-4	220	12
18.	South Carolina State	9-2	194	T21
19.	Tennessee State	9-3	150	25
20.	UT Martin	8-4	128	24
21.	Missouri State	8-4	124	18
22.	Northern Arizona	8-4	100	NR
23.	North Carolina Central	8-3	54	NR
24.	New Hampshire	8-4	47	NR
25.	Duquesne	8-3	46	19

Notes: First-place votes in brackets; opponents listed in **bold**

Teams receiving votes: Stony Brook, 44; Eastern Kentucky, 32; Drake, 29; Lehigh, 19; Dartmouth, 16; Harvard, 16; Central Connecticut State, 12; Chattanooga, 6; Butler, 4; **Southeastern Louisiana**, 4; Columbia, 2.

MISSOURI VALLEY FOOTBALL CONFERENCE

2024 MVFC STANDINGS

SCHOOL	CONFERENCE	PF	PA	OVERALL	PF	PA
North Dakota State	7-1	308	114	11-2	516	238
South Dakota State	7-1	309	78	11-2	474	167
South Dakota	7-1	307	131	10-2	449	195
Illinois State	6-2	222	182	10-4	373	349
Missouri State	6-2	301	253	8-4	418	362
Indiana State	3-5	174	263	4-8	242	379
Youngstown State	3-5	211	280	4-8	329	430
North Dakota	2-6	247	274	5-7	370	371
Southern Illinois	2-6	169	243	4-8	269	367
Northern Iowa	1-7	176	309	3-9	238	396
Murray State	0-8	137	434	1-11	219	560

FCS PLAYOFF SCHEDULE AND RESULTS

SATURDAY, DEC. 7

No. 1 Montana State 49, UT Martin 17
 No. 2 N. Dakota St. 51, No. 15 Abilene Christian 31
 No. 3 South Dakota State 35, No. 14 Montana 18
 No. 4 South Dakota 42, No. 13 Tarleton State 31
 No. 5 UC Davis 42, No. 12 Illinois State 10
 No. 6 Incarnate Word 13, No. 11 Villanova 6
 No. 7 Mercer 17, No. 10 Rhode Island 10
 No. 8 Idaho 34, Lehigh 13

FRIDAY, DEC. 13

No. 8 Idaho at No. 1 Montana State, 8 p.m.
SATURDAY, DEC. 14
 No. 6 UIW at No. 3 South Dakota State, 11 a.m.
 No. 5 UC Davis at No. 4 South Dakota, 2 p.m.
 No. 7 Mercer at No. 2 North Dakota State, 2:30 p.m.
 All times Central

2024 PRESEASON POLL

1.	South Dakota State [42]	482
2.	North Dakota State [1]	437
3.	South Dakota	371
4.	Southern Illinois	293
5.	North Dakota	276
6.	Illinois State	264
7.	Youngstown State	255
8.	Northern Iowa	227
9.	Missouri State [1]	164
10.	Indiana State	68
11.	Murray State	67



VERSUS RANKED OPPONENTS

Since moving to the Football Championship Subdivision at the start of the 2004 season, the Jackrabbits have compiled a 71-53 record versus ranked opponents.

Following is a year-by-year look at games against ranked opponents:

2004 0-3 record

- at #13 Cal Poly (L, 7-14)
- at #24 Montana State (L, 24-27)
- at #1 Georgia Southern (L, 7-63)

2005 0-5 record

- at #3 Montana (L, 0-7)
- #12 Cal Poly (L, 16-24)
- at #16 Texas State (L, 12-42)
- #19 Georgia Southern (L, 42-55)
- at #20 North Dakota State (L, 17-41)

2006 3-3 record

- at #6 Montana (L, 7-36)
- at #12 Northern Iowa (L, 17-27)
- at #16 McNeese State (W, 20-17)
- at #4 Cal Poly (W, 29-28)
- #16 UC Davis (W, 22-21)
- at #4 North Dakota State (L, 28-41)

2007 2-2 record

- at #6 Youngstown State (L, 17-23)
- #5 Northern Iowa (L, 17-31)
- #19 Cal Poly (W, 48-35)
- #1 North Dakota State (W, 29-24)

2008 3-4 record

- #14 Youngstown State (W, 40-7)
- #15 Western Illinois (W, 24-22)
- #8 Northern Iowa (L, 20-34)
- #4 McNeese State (L, 44-46 - 3OT)
- #3 Cal Poly (L, 28-42)
- #9 Southern Illinois (L, 35-38)
- at #24 North Dakota State (W, 25-24)

2009 1-3 record

- at #17 Cal Poly (L, 14-21)
- vs. #6 Northern Iowa (W, 24-14)
- vs. #3 Southern Illinois (L, 15-34)
- ^at #1 Montana (L, 48-61)

2010 2-3 record

- at #16 Delaware (L, 3-26)
- at #15 Northern Iowa (L, 14-24)
- vs. #20 Western Illinois (W, 33-29)
- at #15 Southern Illinois (W, 31-10)
- at #20 North Dakota State (L, 24-31)

2011 0-3 record

- vs. #23 Indiana State (L, 28-38)
- vs. #2 Northern Iowa (L, 14-31)
- vs. #3/5 North Dakota State (L, 14-38)

2012 3-2 record

- at #22/25 Indiana State (W, 24-10)
- vs. #21/22 Youngstown St. (W, 41-28)
- at #1/1 North Dakota State (L, 17-20)
- ^vs. #25 Eastern Illinois (W, 58-10)
- ^at #1/1 North Dakota State (L, 3-28)

2013 3-2 record

- vs. #1/1 North Dakota State (L, 0-20)
- vs. #17/18 Northern Iowa (W, 37-34 - 2 OT)
- at #15/18 Youngstown St. (W, 42-13)
- ^at #8/9 Northern Arizona (W, 26-7)
- ^at #3/3 Eastern Washington (L, 17-41)

2014 3-4 record

- at #22/22 Illinois State (L, 10-45)
- at #20/21 Northern Iowa (W, 31-28)
- vs. #16/17 Youngstown State (L, 27-30)
- at #1/1 North Dakota State (L, 17-37)
- at #17/19 Indiana State (W, 32-17)
- ^at #17/17 Montana State (W, 47-40)
- at #2/3 North Dakota State (L, 24-27)

2015 3-3 record

- vs. #2/3 North Dakota State (L, 7-28)
- vs. #19/21 Indiana State (W, 24-7)
- at #11/12 Youngstown State (W, 38-8)
- vs. #22/25 Northern Iowa (L, 7-10)
- vs. #2/2 Illinois State (W, 25-20)
- ^at #16/17 Montana (L, 17-24)

2016 4-1 record

- vs. #8/8 Western Illinois (W, 52-14)
- at #1/1 North Dakota State (W, 19-17)
- vs. #12/13 Youngstown State (W, 24-10)
- ^vs. #9/10 Villanova (W, 10-7)
- ^at #3/3 North Dakota State (L, 10-36)

2017 6-2 record

- at #5/6 Youngstown State (L, 7-19)
- at #12/14 Western Illinois (W, 52-48)
- vs. #2/2 North Dakota State (W, 33-21)
- vs. #17/20 Illinois State (W, 27-24 - OT)
- at #15/16 South Dakota (W, 31-28)
- ^vs. #20/21 Northern Iowa (W, 37-22)
- ^vs. #20/21 New Hampshire (W, 56-14)
- ^at #1/1 James Madison (L, 16-51)

2018 2-3 record

- at #1/1 North Dakota State (L, 17-21)
- at #25 Northern Iowa (L, 9-24)
- at #9/11 Illinois State (W, 38-28)
- ^at #2/2 Kennesaw State (W, 27-17)
- ^at #1/1 North Dakota State (L, 21-44)

2019 2-3 record

- at #17/19 Youngstown State (W, 38-28)
- vs. #1/1 North Dakota State (L, 16-23)
- vs. #11/12 Illinois State (L, 18-27)
- vs. #4/5 Northern Iowa (W, 38-7)
- ^vs. #6/6 Northern Iowa (L, 10-13)

2020-21 5-2 record

- at #3 Northern Iowa (W, 24-20)
- at #14 North Dakota (L, 17-28)
- at #5/5 Southern Illinois (W, 44-3)
- at #2/3 North Dakota State (W, 27-17)
- ^vs. #14/14 Southern Illinois (W, 31-26)
- ^vs. #5/5 Delaware (W, 33-3)
- ^vs. #4/4 Sam Houston (L, 21-23)

2021 4-4 record

- vs. #7/8 Southern Illinois (L, 41-42 OT)
- vs. #20/24 Northern Iowa (L, 17-26)
- vs. #2/2 North Dakota State (W, 27-19)
- at #17/19 South Dakota (L, 20-23)
- ^vs. #14/16 UC Davis (W, 56-24)
- ^at #8/12 Sacramento State (W, 24-19)
- ^vs. #6/7 Villanova (W, 35-21)
- ^at #7/9 Montana State (L, 17-31)

2022 8-0 record

- vs. #25 UC Davis (W, 24-22)
- at #4/6 Missouri State (W, 28-14)
- at #1/1 North Dakota State (W, 23-21)
- at #20 North Dakota (W, 49-35)
- ^vs. #23 Delaware (W, 42-6)
- ^vs. #6/7 Holy Cross (W, 42-21)
- ^vs. #3/3 Montana State (W, 39-18)
- ^vs. #4/4 North Dakota State (W, 45-24)

2023 11-0 record

- vs. #3/3 Montana State (W, 20-16)
- vs. #11/12 North Dakota (W, 42-21)
- at #22 Illinois State (W, 40-21)
- at #12/12 Southern Illinois (W, 17-10)
- at #4/9 South Dakota (W, 37-3)
- vs. #10/11 North Dakota St. (W, 33-16)
- at #22 Youngstown State (W, 34-0)
- ^vs. #17/20 Mercer (W, 41-0)
- ^vs. #6/9 Villanova (W, 23-12)
- ^vs. #9/15 UAlbany (W, 59-0)
- ^vs. #2/2 Montana (W, 23-3)

^denotes FCS playoff game

2024 6-1 record

- vs. #11/12 Incarnate Word (W, 45-24)
- at #18 Northern Iowa (W, 41-3)
- at #2/2 North Dakota State (L, 9-13)
- vs. #4/4 South Dakota (W, 20-17 OT)
- at #21/23 North Dakota, (W, 38-7)
- at #18 Missouri State (W, 45-9)
- vs. #13/13 Montana (W, 35-18)

2024 South Dakota State University Football
Overall Statistics (as of Dec 11, 2024)

Team Statistics	SDS	OPP
SCORING	474	167
Points Per Game	36.46	12.85
FIRST DOWNS	284	203
Rushing	147	75
Passing	117	108
Penalty	20	20
RUSHING YARDAGE	3140	1161
Yards gained	3283	1485
Yards lost	143	324
Attempts	494	391
Avg Per Attempt	6.4	3.0
Avg Per Game	241.5	89.3
TDs Rushing	37	6
PASSING YARDAGE	2562	2420
Att-Comp-Int	338-209-6	394-246-13
Avg Per Attempt	7.58	6.14
Avg Per Catch	12.26	9.84
Avg Per Game	197.08	186.15
TDs Passing	22	10
TOTAL OFFENSE	5702	3581
Total Plays	832	785
Avg Per Play	6.9	4.6
Avg Per Game	438.6	275.5
KICK RETURNS: #-YARDS	27-429	32-540
PUNT RETURNS: #-YARDS	16-245	10-6
INT RETURNS: #-YARDS	13-231	6-42
KICK RETURN AVERAGE	15.89	16.88
PUNT RETURN AVERAGE	15.31	0.60
INT RETURN AVERAGE	17.77	7.00
FUMBLES-LOST	11-4	9-6
PENALTIES-YARDS	66-639	65-520
Avg Per Game	49.15	40.00
PUNTS-YARDS	42-1798	65-2783
Avg Per Punt	42.81	42.82
Net Punt Avg	41.71	37.51
KICKOFFS-YARDS	86-5275	44-2513
Avg Per Kick	61.34	57.11
Net Kick Avg	45.76	40.55
TIME OF POSSESSION	06:46:20	06:12:40
Per Game	31:15	28:40
3RD-DOWN CONVERSIONS	82-160	50-173
3rd-Down Pct	51.25 %	28.90 %
4TH-DOWN CONVERSIONS	6-12	10-26
4th-Down Pct	50.00 %	38.46 %
SACKS BY-YARDS	29-182	7-43
MISC YARDS	0	50
TOUCHDOWNS SCORED	63	17
FIELD GOALS-ATTEMPTS	12-19	16-23
ON-SIDE KICKS	0-0	0-1
RED-ZONE SCORES	47-55	18-25
RED-ZONE TOUCHDOWNS	39-55	9-25
PAT-ATTEMPTS	60-61	15-15
ATTENDANCE	121,399	104,946
Dates-Avg Per Date	7-17,343	6-17,491
Neutral Site #-Avg	-	0-0

Conf	Date	Opponent	WL	Score	Record	Time	Attend
	08/31/2024	at Oklahoma St.	L	20-44	0-1 , 0-0	03:26	52,202
	09/07/2024	UIW	W	45-24	1-1 , 0-0	03:24	19,321
	09/14/2024	AUGUSTANA (SD)	W	24-3	2-1 , 0-0	03:02	19,376
	09/21/2024	at Southeastern La.	W	41-0	3-1 , 0-0	02:52	4,387
*	10/05/2024	at UNI	W	41-3	4-1 , 1-0	03:01	12,611
*	10/12/2024	YOUNGSTOWN ST.	W	63-13	5-1 , 2-0	03:00	19,331
*	10/19/2024	at North Dakota St.	L	9-13	5-2 , 2-1	03:16	18,807
*	10/26/2024	SOUTH DAKOTA	W	20-17	6-2 , 3-1	03:33	19,351
*	11/02/2024	MURRAY ST.	W	52-6	7-2 , 4-1	03:08	16,376
*	11/09/2024	at North Dakota	W	38-7	8-2 , 5-1	03:06	9,797
*	11/16/2024	SOUTHERN ILL.	W	41-10	9-2 , 6-1	02:54	17,268
*	11/23/2024	at Missouri St.	W	45-9	10-2 , 7-1	03:04	7,142
	12/07/2024	MONTANA	W	35-18	11-2 , 7-1	02:59	10,376

* = Conference game

Score by Quarters	1st	2nd	3rd	4th	OT	Total
South Dakota St.	83	207	115	63	6	474
Opponents	39	43	35	47	3	167

2024 South Dakota State University Football
Overall Statistics (as of Dec 11, 2024)

#	Rushing	GP	ATT	GAIN	LOSS	NET	AVG	TD	LG	AVG/G
3	Johnson, Amar	13	160	1029	16	1013	6.3	13	44	77.92
21	Johnson, Angel	11	91	670	24	646	7.1	3	67	58.73
20	Vorhees, Kirby	11	62	522	1	521	8.4	7	80	47.36
7	Mason, Chase	8	40	434	16	418	10.5	6	69	52.25
11	Gronowski, Mark	13	78	362	49	313	4.0	7	20	24.08
34	Woods, Maxwell	5	27	181	8	173	6.4	1	44	34.60
24	Begeman, Brenden	8	18	67	3	64	3.6	0	13	8.00
12	Goering, Graham	9	1	6	0	6	6.0	0	6	0.67
35	Renfro, Quinton	1	2	6	0	6	3.0	0	4	6.00
18	Wilde, Griffin	13	1	6	0	6	6.0	0	6	0.46
61	Beerntsen, Evan	13	0	0	0	0	0.0	0	0	0.00
5	Bell, Jon	13	1	0	5	-5	-5.0	0	0	-0.38
	Team	13	13	0	21	-21	-1.6	0	0	-1.62
	Total	13	494	3283	143	3140	6.4	37	80	241.54
	Opponents	13	391	1485	324	1161	3.0	6	62	89.31

#	Passing	GP	Rating	COMP-ATT-INT	PCT	YDS	TD	LG	AVG/G
11	Gronowski, Mark	13	146.06	185-296-6	62.50 %	2341	19	66	180.08
7	Mason, Chase	8	139.09	17-25-0	68.00 %	133	2	19	16.63
5	Bell, Jon	13	114.83	6-13-0	46.15 %	67	1	18	5.15
44	Brenner, Kevin	12	276.40	1-1-0	100.00 %	21	0	21	1.75
10	Dustman, Hunter	13	0.00	0-1-0	0.00 %	0	0	0	0.00
	Team	13	0.00	0-2-0	0.00 %	0	0	0	0.00
	Total	13	143.43	209-338-6	61.83 %	2562	22	66	197.08
	Opponents	13	115.81	246-394-13	62.44 %	2420	10	69	186.15

#	Recelving	GP	NO	YDS	AVG	TD	LG	AVG/G
18	Wilde, Griffin	13	63	1014	16.10	10	60	78.00
12	Goering, Graham	9	24	346	14.42	4	45	38.44
3	Johnson, Amar	13	27	203	7.52	1	26	15.62
21	Johnson, Angel	11	15	181	12.07	1	66	16.45
87	Stoffel, Davin	12	13	157	12.08	1	41	13.08
	Ogroske, Lofton	9	11	129	11.73	1	22	14.33
4	Prejean, Kentrell	13	17	126	7.41	1	20	9.69
83	Alpers, David	13	8	105	13.13	0	21	8.08
89	Gormley, Brody	8	5	97	19.40	0	61	12.13
88	Gannon, Greyton	5	6	80	13.33	1	41	16.00
44	Brenner, Kevin	12	6	47	7.83	1	10	3.92
11	Gronowski, Mark	13	2	24	12.00	0	21	1.85
2	Preston, Marcus	12	3	24	8.00	1	18	2.00
6	Ervin, Elijah	12	2	13	6.50	0	8	1.08
34	Woods, Maxwell	5	4	13	3.25	0	9	2.60
20	Vorhees, Kirby	11	1	5	5.00	0	5	0.45
	Cole, Devon	9	0	0	NaN	0	0	0.00
43	Gustad, Andrew	6	0	0	NaN	0	0	0.00
11	Ollman, Joe	13	0	0	NaN	0	0	0.00
19	Smith, Jack	5	0	0	NaN	0	0	0.00
7	Mason, Chase	8	2	-2	-1.00	0	0	-0.25
	Total	13	209	2562	12.26	22	66	197.08
	Opponents	13	246	2420	9.84	10	69	186.15

#	Punt Returns	NO	YRDS	AVG	TD	LG
7	Beanum, Dalys	12	138	11.50	1	88
27	Thompson, Noah	0	49	∞	1	49
4	Prejean, Kentrell	2	43	21.50	0	27
5	McShane, Cullen	1	13	13.00	0	13
34	Woods, Maxwell	1	2	2.00	0	2
	Total	16	245	15.31	2	88
	Opponents	10	6	0.60	0	10

#	Interceptions	NO	YRDS	AVG	TD	LG
1	Large, Tucker	3	26	8.67	0	26
32	Bock, Adam	2	63	31.50	1	40
4	Arrell, Steven	2	34	17.00	0	24
23	Durrance, Matthew	2	12	6.00	0	12
7	Beanum, Dalys	1	50	50.00	0	50
14	Huerter, Colby	1	38	38.00	0	38
29	Spalding, Graham	1	8	8.00	0	8
22	Humphrey, Colby	1	0	0.00	0	0
	Total	13	231	17.77	1	50
	Opponents	6	42	7.00	0	39

#	Kick Returns	NO	YRDS	AVG	TD	LG
21	Johnson, Angel	14	307	21.93	1	99
34	Woods, Maxwell	2	43	21.50	0	24
3	Johnson, Amar	2	39	19.50	0	20
20	Vorhees, Kirby	3	23	7.67	0	15
33	Johnson, Bryce	2	16	8.00	0	10
4	Prejean, Kentrell	1	7	7.00	0	7
83	Alpers, David	1	6	6.00	0	6
40	Kusler, Aaron	1	0	0.00	0	0
26	Tilford, Kolten	1	-12	-12.00	0	0
	Total	27	429	15.89	1	99
	Opponents	32	540	16.88	0	35

#	Fumble Returns	NO	YRDS	AVG	TD	LG
23	Durrance, Matthew	1	7	7.00	0	7
	Total	1	7	7.00	0	7
	Opponents	1	15	15.00	1	15

2024 South Dakota State University Football
Overall Statistics (as of Dec 11, 2024)

#	Scoring			PAT						
		TD	FG	KICK	RUSH	RCV	PASS	DXP	SAF	PTS
10	Dustman, Hunter	—	12	58-59	—	—	—	—	—	94
3	Johnson, Amar	14	—	—	—	—	—	—	—	84
18	Wilde, Griffin	10	—	—	—	—	—	—	—	60
11	Gronowski, Mark	7	—	—	—	—	—	—	—	42
20	Vorhees, Kirby	7	—	—	—	—	—	—	—	42
7	Mason, Chase	6	—	—	—	—	—	—	—	36
21	Johnson, Angel	5	—	—	—	—	—	—	—	30
12	Goering, Grahm	4	—	—	—	—	—	—	—	24
7	Beanum, Dalys	1	—	—	—	—	—	—	—	6
32	Bock, Adam	1	—	—	—	—	—	—	—	6
44	Brenner, Kevin	1	—	—	—	—	—	—	—	6
88	Gannon, Greyton	1	—	—	—	—	—	—	—	6
	Ogroske, Lofton	1	—	—	—	—	—	—	—	6
4	Prejean, Kentrell	1	—	—	—	—	—	—	—	6
2	Preston, Marcus	1	—	—	—	—	—	—	—	6
87	Stoffel, Davin	1	—	—	—	—	—	—	—	6
27	Thompson, Noah	1	—	—	—	—	—	—	—	6
34	Woods, Maxwell	1	—	—	—	—	—	—	—	6
99	Stevens, Jack	—	—	2-2	—	—	—	—	—	2
	Team	—	—	—	0-1	—	—	—	—	0
Total		63	12	60-61	0-1	—	—	—	—	474
Opponents		17	16	15-15	—	1	1-2	—	—	167

#	Field Goals	FGM-FGA	PCT	I20	20-29	30-39	40-49	50+	LG	BLK
10	Dustman, Hunter	12-18	66.67 %	0-0	3-4	5-6	4-6	0-2	48	0
99	Stevens, Jack	0-1	0.00 %	0-0	0-1	0-0	0-0	0-0	0	0
Total		12-19	63.16 %	0-0	3-5	5-6	4-6	0-2	48	0
Opponents		16-23	69.57 %	0-5	0-0	6-7	2-3	8-8	55	1

FG Sequence	South Dakota St.	Opponents
Oklahoma St.	(31),(48)	(42),(52),(25)
UIW	37,(30)	(37)
Augustana (SD)	(39)	(32),38
Southeastern La.	-	49,34
UNI	(22),(41),51	(40)
Youngstown St.	-	(39),(31)
North Dakota St.	53,(42)	48
South Dakota	47	46,(40)
Murray St.	(29),22	(55),(35)
North Dakota	(32)	35,51
Southern Ill.	(24),(39),21	(36)
Missouri St.	(40)	(50),(28),(23)
Montana	44	(34)

Numbers in (parentheses) indicate field goal was made.

#	Total Offense	G	Plays	Rush	Pass	Total	AVG/G
11	Gronowski, Mark	13	374	313	2341	2654	204.15
3	Johnson, Amar	13	160	1013	0	1013	77.92
21	Johnson, Angel	11	91	646	0	646	58.73
7	Mason, Chase	8	65	418	133	551	68.88
20	Vorhees, Kirby	11	62	521	0	521	47.36
34	Woods, Maxwell	5	27	173	0	173	34.60
24	Begeman, Brenden	8	18	64	0	64	8.00
5	Bell, Jon	13	14	-5	67	62	4.77
44	Brenner, Kevin	12	1	0	21	21	1.75
12	Goering, Grahm	9	1	6	0	6	0.67
35	Renfro, Quinton	1	2	6	0	6	6.00
18	Wilde, Griffin	13	1	6	0	6	0.46
	Team	13	15	-21	0	-21	-1.62
Total		13	831	3140	2562	5702	438.62
Opponents		13	785	1161	2420	3581	275.46

#	Punting	NO	YDS	AVG	LG	TB	FC	I20	50+	BLK
10	Dustman, Hunter	39	1674	42.92	56	1	17	16	8	0
11	Gronowski, Mark	2	80	40.00	47	1	0	1	0	0
41	Pelham, Max	1	44	44.00	44	0	0	1	0	0
Total		42	1798	42.81	56	2	17	18	8	0
Opponents		65	2783	42.82	73	5	25	19	11	1

#	Kickoffs	NO	YDS	AVG	TB	OB
10	Dustman, Hunter	84	5160	61.4	40	3
99	Stevens, Jack	2	115	57.5	0	1
Total		86	5275	61.3	40	4
Opponents		44	2513	57.1	15	0

2024 South Dakota State University Football

Overall Statistics (as of Dec 11, 2024)

#	All Purpose	G	RUSH	RCV	PR	KR	IR	Total	AVG/G
3	Johnson, Amar	13	1013	203	0	39	0	1255	96.54
21	Johnson, Angel	11	646	181	0	307	0	1134	103.09
18	Wilde, Griffin	13	6	1014	0	0	0	1020	78.46
20	Vorhees, Kirby	11	521	5	0	23	0	549	49.91
7	Mason, Chase	8	418	-2	0	0	0	416	52.00
12	Goering, Graham	9	6	346	0	0	0	352	39.11
11	Gronowski, Mark	13	313	24	0	0	0	337	25.92
34	Woods, Maxwell	5	173	13	2	43	0	231	46.20
7	Beanum, Dalys	13	0	0	138	0	50	188	14.46
4	Prejean, Kentrell	13	0	126	43	7	0	176	13.54
87	Stoffel, Davin	12	0	157	0	0	0	157	13.08
	Ogroske, Lofton	9	0	129	0	0	0	129	14.33
83	Alpers, David	13	0	105	0	6	0	111	8.54
89	Gormley, Brody	8	0	97	0	0	0	97	12.13
88	Gannon, Greyton	5	0	80	0	0	0	80	16.00
24	Begeman, Brenden	8	64	0	0	0	0	64	8.00
32	Bock, Adam	13	0	0	0	0	63	63	4.85
27	Thompson, Noah	11	0	0	49	0	0	49	4.45
44	Brenner, Kevin	12	0	47	0	0	0	47	3.92
14	Huerter, Colby	8	0	0	0	0	38	38	4.75
4	Arrell, Steven	13	0	0	0	0	34	34	2.62
1	Large, Tucker	9	0	0	0	0	26	26	2.89
2	Preston, Marcus	12	0	24	0	0	0	24	2.00
33	Johnson, Bryce	13	0	0	0	16	0	16	1.23
6	Ervin, Elijah	12	0	13	0	0	0	13	1.08
5	McShane, Cullen	11	0	0	13	0	0	13	1.18
23	Durrance, Matthew	13	0	0	0	0	12	12	0.92
29	Spalding, Graham	13	0	0	0	0	8	8	0.62
35	Renfro, Quinton	1	6	0	0	0	0	6	6.00
5	Bell, Jon	13	-5	0	0	0	0	-5	-0.38
26	Tilford, Kolten	12	0	0	0	-12	0	-12	-1.00
	Team	13	-21	0	0	0	0	-21	-1.62
	Total	13	3140	2562	245	429	231	6607	508.23
	Opponents	13	1161	2420	6	540	42	4169	320.69

2024 South Dakota State University Football Overall Statistics (as of Dec 11, 2024)

#	Defensive Leaders	GP	Tackles				Sacks NO-YDS	Pass Defense			Fumbles		Blocked	
			Solo	ASST	TOT	TFL-YDS		INT-YDS	BU	QBH	RCV-YDS	FF	KICK	SAF
32	Bock, Adam	13	42	41	83.0	8.0-28	3.0-16	2-63	—	4	1-0	—	—	—
9	Francl, Caleb	13	33	34	67.0	8.0-21	1.0-9	—	6	4	—	—	—	—
29	Spalding, Graham	13	30	28	58.0	6.0-15	1.0-4	1-8	3	—	—	1	—	—
23	Durrance, Matthew	13	39	16	55.0	2.0-5	—	2-12	4	—	1-7	—	—	—
14	Huerter, Colby	8	21	23	44.0	2.5-9	—	1-38	—	—	—	—	—	—
7	Beanum, Dalys	13	27	12	39.0	1.5-5	—	1-50	3	—	—	1	—	—
0	Mcgaughy, Daeton	13	18	14	32.0	5.0-20	3.0-14	—	3	1	—	—	—	—
22	Humphrey, Colby	13	25	5	30.0	—	—	1-0	3	—	—	—	—	—
28	Van Tol, Chase	12	18	12	30.0	3.0-5	—	—	—	—	—	1	—	—
52	DePriest, Jarod	13	13	16	29.0	5.5-18	2.0-11	—	1	1	1-0	2	—	—
94	Clayborne, Kobe	13	14	14	28.0	3.5-17	2.5-12	—	—	1	1-0	—	—	—
1	Large, Tucker	9	14	8	22.0	—	—	3-26	4	—	—	—	—	—
96	Hawthorne, Bryce	12	8	13	21.0	5.5-36	4.5-35	—	—	2	—	—	—	—
99	Ripperda, Dawson	12	12	9	21.0	5.5-32	2.5-25	—	—	—	1-0	—	—	—
26	Tilford, Kolten	12	13	8	21.0	1.0-3	—	—	—	—	—	—	—	—
4	Arrell, Steven	13	10	6	16.0	—	—	2-34	2	—	—	—	—	—
93	Baloun, Max	13	8	8	16.0	4.5-19	2.0-15	—	—	—	—	1	1	—
11	Ollman, Joe	13	6	9	15.0	—	—	—	1	1	—	—	—	—
13	Dautermann, Aydan	12	7	6	13.0	0.5-1	—	—	2	—	1-0	—	—	—
5	McShane, Cullen	11	5	8	13.0	—	—	—	2	—	—	—	1	—
55	Wolfcale-Holsten, Aaron	13	6	7	13.0	3.0-16	2.5-15	—	—	1	—	—	—	—
57	Vanden Bos, Levi	13	7	5	12.0	1.5-6	0.5-5	—	—	3	—	—	—	—
6	Lee, Jalen B.	21	9	2	11.0	—	—	—	—	—	—	—	—	—
6	Lee, Jalen B.	21	9	2	11.0	—	—	—	—	—	—	—	—	—
6	Lee, Jalen B.	21	9	2	11.0	—	—	—	—	—	—	—	—	—
90	Keumogne, Randy	11	6	4	10.0	1.0-4	—	—	—	1	—	—	—	—
51	Green, Logan	12	4	4	8.0	3.0-17	1.0-6	—	—	1	—	—	—	—
97	Kirschenman, Reis	11	5	3	8.0	5.0-18	2.5-14	—	—	5	—	—	—	—
40	Kusler, Aaron	13	4	4	8.0	—	—	—	1	—	—	—	—	—
3	Johnson, Dontay	7	5	2	7.0	—	—	—	2	—	—	—	—	—
2	Taylor, Myles	6	6	1	7.0	—	—	—	—	—	—	—	—	—
27	Thompson, Noah	11	5	2	7.0	—	—	—	1	—	—	—	—	—
33	Johnson, Bryce	13	3	3	6.0	—	—	—	1	—	—	—	—	—
50	Wells, Nick	5	1	5	6.0	2.0-5	—	—	—	—	—	—	—	—
89	Gormley, Brody	8	3	2	5.0	—	—	—	—	—	—	—	—	—
31	Ridley, Trey	4	3	1	4.0	—	—	—	—	—	—	—	—	—
95	Wilson, Zac	7	2	2	4.0	2.5-4	1.0-1	—	—	2	—	—	—	—
17	Hoskins III, Abe	7	—	3	3.0	—	—	—	—	—	—	—	—	—
25	Reeder, Cale	1	1	2	3.0	—	—	—	—	—	—	—	—	—
24	Begeman, Brenden	8	2	—	2.0	—	—	—	—	—	—	—	—	—
20	Vorhees, Kirby	11	1	1	2.0	—	—	—	—	—	—	—	—	—
47	Fyfe, Kytan	3	1	—	1.0	—	—	—	—	—	—	1	—	—
11	Gronowski, Mark	13	1	—	1.0	—	—	—	—	—	—	—	—	—
21	Johnson, Angel	11	1	—	1.0	—	—	—	—	—	—	—	—	—
56	Lecuona, Fernando	3	1	—	1.0	—	—	—	—	—	—	—	—	—
98	Muller, Mac	1	—	1	1.0	—	—	—	—	—	—	—	—	—
42	Palano, Anthony	4	1	—	1.0	—	—	—	—	—	—	—	—	—
87	Stoffel, Davin	12	1	—	1.0	—	—	—	—	—	—	—	—	—
44	Brenner, Kevin	12	—	—	—	—	—	—	—	—	—	—	—	—
10	Dustman, Hunter	13	—	—	—	—	—	—	—	—	—	—	—	—
88	Gannon, Greyton	5	—	—	—	—	—	—	—	—	—	—	—	—
12	Goering, Grahm	9	—	—	—	—	—	—	—	—	—	—	—	—
3	Johnson, Amar	13	—	—	—	—	—	—	—	—	—	—	—	—
7	Mason, Chase	8	—	—	—	—	—	—	—	—	—	—	—	—
80	Ogroske, Lofton	9	—	—	—	—	—	—	—	—	—	—	—	—
4	Prejean, Kentrell	13	—	—	—	—	—	—	—	—	—	—	—	—
2	Preston, Marcus	12	—	—	—	—	—	—	—	—	—	—	—	—
99	Stevens, Jack	2	—	—	—	—	—	—	—	—	—	—	—	—
TM	Team	13	—	—	—	—	—	—	—	—	—	—	—	—
18	Wilde, Griffin	13	—	—	—	—	—	—	—	—	—	—	—	—
34	Woods, Maxwell	5	—	—	—	—	—	—	—	—	—	—	—	—

Total	13	460	348	808.0	80.0-304	29.0-182	13-231	39	27	6-7	7	2	—
Opponents	13	479	318	797.0	35.0-117	7.0-43	6-42	27	36	4-15	4	1	—

#17/18 [FBS] OKLAHOMA STATE 44, #1/1 [FCS] SDSU 20

Aug. 31, 2024 • Boone Pickens Stadium (Att.: 52,202)

STILLWATER, Okla. — Oklahoma State running back Ollie Gordon scored three touchdowns, including two in a 21-point third quarter, to lead the 17th-ranked Cowboys to a 44-20 victory over South Dakota State in the football season opener for both teams Saturday afternoon at Boone Pickens Stadium.

SDSU, the top-ranked team in the Football Championship Subdivision after winning back-to-back national titles, had its 29-game winning streak broken. The Jackrabbits' previous loss also was against a Football Bowl Subdivision opponent, a 7-3 setback at Iowa in the 2022 season opener.

Leading 17-6 at halftime, the Cowboys extended their lead on the first possession of the second half when Gordon took a lateral (originally ruled a pass) from Alan Bowman and cut down the left hash and sideline, breaking a couple tackles on his way to the end zone for a 22-yard score.

The Jackrabbits quickly responded with a three-play, 75-yard drive all through the air. Mark Gronowski connected with Griffin Wilde on pass plays of 21 and 33 yards before connecting with Graham Goering in the end zone for a 21-yard touchdown. It was Goering's first touchdown of his career.

OSU would build its lead to 41-13 by scoring the next 17 points. After converting on third-and-9, Bowman hooked up with Rashod Owens on a 58-yard touchdown pass, which was followed later in the quarter on a 1-yard touchdown run by Gordon.

The Cowboys' scoring run ended with a 52-yard field goal by Logan Ward 70 seconds into the final stanza.

SDSU again countered with a quick touchdown as Griffin Wilde hauled in a Gronowski pass deep over the middle and out-ran the defense for a 60-yard touchdown. Wilde ended the afternoon with career highs of seven catches and 150 receiving yards.

Oklahoma State scored on each of its first three drives of the game, breaking into the scoring column with a 42-yard field goal by Logan Ward that was followed moments later by a 6-yard touchdown pass from Bowman to Brennan Presley.

Gordon capped OSU's longest drive of the first half with a 12-yard touchdown run midway through the second quarter that was his longest carry of the game. The reigning Doak Walker Award winner, Gordon finished the afternoon with 104 yards on 27 carries and added four receptions for 42 yards.

SDSU put together a pair of scoring drives in the second quarter that ended with field goals of 31 and 48 yards by senior kicker Hunter Dustman. The first scoring march was an eight-play, 58-yard drive that began late in the first quarter.

Yardage totals ended up nearly identical with Oklahoma State holding a slim 394-388 advantage.

Gronowski completed 20-of-37 passes for 264 yards and an interception, while Amar Johnson paced the ground game with 73 yards on nine carries, including a 40-yard gain on the final play of the first quarter that set up the Jackrabbits' first field goal. Goering added career highs of four catches and 69 receiving yards.

Bowman was an efficient 25-of-34 passing for 267 yards, with Presley catching seven balls for 35 yards and De'Zhaun Stribling tallying six catches for a team-high 83 yards.

Adam Bock led the Jackrabbit defense with 12 tackles, followed by a career-high eight tackles from Caleb Franci.

OSU's Trey Rucker registered a game-high 15 tackles. Nick Martin contributed 10 tackles and a sack for the Cowboys.



Graham Goering hauled in a 21-yard pass from Mark Gronowski in the third quarter for the first South Dakota State touchdown of the 2024 season.

SCORE BY QUARTERS	1	2	3	4	FINAL
South Dakota State (0-1)	0	6	7	7	20
Oklahoma State (1-0)	10	7	21	6	44

SCORING SUMMARY

1st	8:15	OSU	— Logan Ward 42 yd field goal
1st	2:03	OSU	— Brennan Presley 6 yd pass from Alan Bowman (Ward kick)
2nd	12:15	SDSU	— Hunter Dustman 31 yd field goal
2nd	8:35	OSU	— Ollie Gordon 12 yd run (Ward kick)
2nd	3:52	SDSU	— Dustman 48 yd field goal
3rd	10:46	OSU	— Gordon 22 yd run (Ward kick)
3rd	9:10	SDSU	— Graham Goering 21 yd pass from Mark Gronowski (Dustman kick)
3rd	6:29	OSU	— Rashod Owens 58 yd pass from Bowman (Ward kick)
3rd	2:29	OSU	— Gordon 1 yd run (Ward kick)
4th	13:50	OSU	— Ward 52 yd field goal
4th	12:10	OSU	— Griffin Wilde 60 yd pass from Gronowski (Dustman kick)
4th	1:10	OSU	— Ward 25 yd field goal

TEAM STATISTICS

	SDSU	OSU
FIRST DOWNS	17	23
RUSHES-YARDS (NET)	28-124	39-149
PASSING YDS (NET)	264	245
Passes Att-Comp-Int	37-20-1	33-24-0
TOTAL OFFENSE PLAYS-YARDS	65-388	72-394
Punt Returns-Yards	0-0	2-0
Kickoff Returns-Yards	4-78	3-55
Interception Returns-Yards	0-0	1-3
Punts (Number-Avg)	3-48.0	4-54.8
Fumbles-Lost	1-0	0-0
Penalties-Yards	5-42	1-10
Possession Time	30:47	29:13
Third-Down Conversions	3 of 13	5 of 14
Fourth-Down Conversions	0 of 4	2 of 2
Red-Zone Scores-Chances	1-1	4-4
Sacks By: Number-Yards	0-0	2-13

RUSHING LEADERS: SDSU - Amar Johnson 9-73; Angel Johnson 6-27; Mark Gronowski 10-17; Kirby Vorhees 2-7; Chase Mason 1-0. OSU - Ollie Gordon 28-126; Alan Bowman 2-8; Trent Howland 3-7; Sesi Vailahi 5-4; Brennan Presley 1-4. **PASSING LEADERS:** SDSU - Mark Gronowski 20-36-1 264; Hunter Dustman 0-1-0 0. OSU - Alan Bowman 24-33-0 245. **RECEIVING LEADERS:** SDSU - Griffin Wilde 7-150; Graham Goering 4-69; Amar Johnson 2-17; Greyton Gannon 2-17; Davin Stoffel 2-7; Angel Johnson 2-(-6); Kentrell Prejean 1-10. OSU - Brennan Presley 7-35; De'Zhaun Stribling 6-83; Rashod Owens 3-81; Ollie Gordon 3-20; Sesi Vailahi 2-14; Gavin Freeman 2-10; Trent Howland 1-2. **INTERCEPTIONS:** SDSU - none. OSU - Korie Black 1-3. **SACKS:** SDSU - none. OSU - Nick Martin 1.0-9; Collin Oliver 1.0-4. **TACKLE LEADERS (UA-A-TOT):** SDSU - Adam Bock 6-6-12; Caleb Franci 3-5-8; Dalys Beatum 3-4-7; Colby Humphrey 6-0-6; Matthew Durrance 1-5-6; Daeton Mcgaughy 3-2-5. OSU - Trey Rucker 9-6-15; Nick Martin 7-3-10; Kendal Daniels 3-0-3; Cam Smith 2-1-3; Cameron Epps 2-1-3; Jeff Roberson 2-1-3; Kale Smith 1-2-3; Collin Clay 1-2-3; Iman Oates 0-3-3.

#1/1 SDSU 45, #11/12 INCARNATE WORD 24

Sept. 7, 2024 • Dana J. Dykhouse Stadium (Att.: 19,321)

South Dakota State scored touchdowns on its first four drives of the second half to pull away from Incarnate Word for a 45-24 victory Sept. 7 in a battle between ranked teams that was played before a crowd of 19,321 at Dana J. Dykhouse Stadium.

The top-ranked and two-time defending Football Championship Subdivision champion Jackrabbits rebounded from a season-opening loss at Oklahoma State to improve to 1-1 on the young season. UIW, ranked 11th this week by the FCS coaches and 12th in the Stats Perform media poll, dropped to 1-1.

After the Cardinals tied the game at 17-all on a 69-yard pass from Zach Calzada to Jalen Walthall less than two minutes into the second half, the SDSU offense began to take control. An 11-play, 69-yard drive included three third-down conversions, the last of which was an 11-yard pass from Mark Gronowski to Griffin Wilde that resulted in a touchdown.

The Jackrabbit defense responded on the ensuing UIW possession with a three-and-out that led to the only punt of the night by either squad. After taking over at the own 28, SDSU needed only three plays to extend its lead to 31-17. On the second play of the drive, sophomore tight end Brody Gormley caught a Gronowski pass in stride on the right numbers and rolled 61 yards to the UIW 6. Amar Johnson found the end zone on the next play for his first touchdown of the season.

UIW continued to make big plays in the passing game, closing the gap to 31-24 when Calzada dropped a pass deep in the right corner of the end zone into the arms of Roy Alexander for a 35-yard touchdown with 14 minutes and 22 seconds to play in the game.

SDSU used a mix of runs and short passes to march right back down the field. Wilde caught passes of 5 and 12 yards while Johnson picked up 27 yards between the ground and through the air, including the final three yards for his second rushing touchdown of the night.

The Jackrabbits put the game out of reach moments later by forcing their first turnover of the season and cashing in with their final touchdown of the game. Dalys Beenum punched the ball away from a Cardinal receiver and Matthew Durrance came up with the fumble recovery and return to the UIW 42. Four plays later, Gronowski tossed his fourth touchdown pass of the game — and his second to Wilde — deep over the middle from 25 yards out.

A sophomore from Sioux Falls, Wilde established a new career high for receptions for the second week in a row, hauling in a game-high 10 catches for 106 yards.

Wilde's counterpart at wide receiver, Graham Goering, gave the Jackrabbits a 17-10 lead heading into halftime with a 22-yard touchdown catch in the left corner of the end zone to close out an eight-play, 77-yard drive.

However, SDSU missed on a couple other scoring opportunities in the first half, missing a 37-yard field goal attempt on the opening drive of the game and having another drive approaching the red zone later in the half end on an interception.

Hunter Dustman tied the game at 3-all with a 30-yard field goal on the first snap of the second quarter and moments after the Jackrabbit defense turned over UIW on downs, Gronowski hooked up with tight end Greyton Gannon on a deep ball for a 41-yard score.

Gronowski ended the night 21-for-32 passing for 285 yards and four touchdowns while connecting with seven different receivers. Johnson, who tied a career high with two touchdowns, tallied a game-high 112 yards on 19 carries.

Overall, SDSU held a 515-419 advantage in total offense. The Jackrabbits were successful on 10-of-13 third-down attempts while racking up 35:17 in possession time.

Calzada completed 31-of-39 pass attempts for 351 yards and also led the



Amar Johnson rushed for a pair of second-half touchdowns and ended the game with 112 yards on 19 carries.

Cardinals in rushing with 43 yards on seven carries. Alexander recorded nine catches for 128 yards, with Walthall, who also scored UIW's first touchdown on a 5-yard pass play, posting seven catches for 137 yards.

Adam Bock paced the SDSU defense with nine tackles, including three behind the line of scrimmage. Durrance notched a career-high eight tackles, including seven solo stops, while Darius Sanders led UIW with nine tackles.

SCORE BY QUARTERS	1	2	3	4	FINAL
Incarnate Word (1-1)	3	7	7	7	24
South Dakota State (1-1)	10	7	21	6	44

SCORING SUMMARY

1st	6:06	UIW	—	Brack Peacock	37 yd field goal
2nd	14:57	SDSU	—	Hunter Dustman	30 yd field goal
2nd	11:11	SDSU	—	Greyton Gannon	41 yd pass from Mark Gronowski (Dustman kick)
2nd	6:51	UIW	—	Jalen Walthall	5 yd pass from Zach Calzada (Peacock kick)
2nd	3:32	SDSU	—	Graham Goering	22 yd pass from Gronowski (Dustman kick)
3rd	13:11	UIW	—	Walthall	69 yd pass from Calzada (Peacock kick)
3rd	7:13	SDSU	—	Griffin Wilde	11 yd pass from Gronowski (Dustman kick)
3rd	3:58	SDSU	—	Amar Johnson	6 yd run (Dustman kick)
4th	14:22	UIW	—	Roy Alexander	35 yd pass from Calzada (Peacock kick)
4th	10:34	SDSU	—	Johnson	3 yd run (Dustman kick)
4th	7:47	SDSU	—	Wilde	25 yd pass from Gronowski (Dustman kick)

TEAM STATISTICS

	UIW	SDSU
FIRST DOWNS	20	31
RUSHES-YARDS (NET)	20-68	42-230
PASSING YDS (NET)	351	285
Passes Att-Comp-Int	39-31-0	32-21-1
TOTAL OFFENSE PLAYS-YARDS	59-419	74-515
Punt Returns-Yards	0-0	0-0
Kickoff Returns-Yards	4-65	5-52
Interception Returns-Yards	1-0	0-0
Punts (Number-Avg)	1-39.0	0-0.0
Fumbles-Lost	1-1	1-0
Penalties-Yards	9-100	6-71
Possession Time	24:43	35:17
Third-Down Conversions	6 of 11	10 of 13
Fourth-Down Conversions	0 of 3	0 of 0
Red-Zone Scores-Chances	2-2	4-6
Sacks By: Number-Yards	0-0	1-1

RUSHING LEADERS: UIW - Zach Calzada 7-43; Dekalon Taylor 8-14; Isaiah Robinson 5-11. SDSU - Amar Johnson 19-112; Angel Johnson 6-42; Chase Mason 4-30; Kirby Vorhees 5-27; Mark Gronowski 3-9; Brenden Begeman 2-7; Graham Goering 1-6. **PASSING LEADERS:** UIW - Zach Calzada 31-39-0 351. SDSU - Mark Gronowski 21-32-1 285. **RECEIVING LEADERS:** UIW - Roy Alexander 9-128; Jalen Walthall 7-137; Dekalon Taylor 4-29; Isaiah Robinson 3-21. SDSU - Griffin Wilde 10-106; Graham Goering 3-50; Amar Johnson 3-16; Greyton Gannon 2-47; Brody Gormley 1-61; Kentrell Prejean 1-6; Chase Mason 1-(-1). **INTERCEPTIONS:** UIW - none. SDSU - none. **SACKS:** UIW - none. SDSU - Zac Wilson 1.0-1. **TACKLE LEADERS (UA-A-TOT):** UIW - Darius Sanders 7-2-9; Mason Chambers 6-1-7; Ronald Wilson 4-1-5; Kendrick Stone 4-1-5. SDSU - Adam Bock 5-4-9; Matthew Durrance 7-1-8; Caleb Franci 4-3-7; Graham Spalding 4-1-5; Dalys Beenum 4-1-5.

GAME 3 RECAP

#1/1 [FCS] SDSU 24, #14/18 [D-II] AUGUSTANA 3

Sept. 14, 2024 • Dana J. Dykhouse Stadium (Att.: 19,376)

South Dakota State running back Amar Johnson topped the 100-yard mark for the second game in a row and the Jackrabbit defense held Augustana out of the end zone in a 24-3 Beef Bowl victory before a crowd of 19,376 Saturday night at Dana J. Dykhouse Stadium.

SDSU, the top-ranked team in the Football Championship Subdivision, improved to 2-1 overall. Augustana, ranked 14th in the NCAA Division II coaches' poll, dropped to 1-1 on the season.

The Vikings capitalized on a turnover on the opening kickoff to put the first points on the board. Jake Detert jarred the ball loose from Jackrabbit kick returner Kolten Tilford and Kael Ryan recovered the fumble at the SDSU 11. The Jackrabbit defense held firm, however, as Augustana settled for a 32-yard field goal by Jake Pecina two minutes into the contest.

SDSU responded on its first offensive drive, putting together a six-play, 60-yard touchdown drive, starting when Johnson picked up first downs on the first two Jackrabbit plays from scrimmage, a 12-yard pass and a 13-yard run. One play after SDSU picked up a crucial first down via defensive holding on a third-down play, quarterback Mark Gronowski rolled around left end and scored from 9 yards out.

The Jackrabbits extended their lead to 17-3 with a pair of scores in the second quarter. Once again, Johnson was at the center of the first scoring drive of the quarter, accounting for all 55 yards of the four-play march. A senior from O'Fallon, Missouri, strung together runs of 16, 26 and 12 yards to put SDSU on the doorstep. He then took a direct snap and plunged in from a yard out.

After turning Augustana over on downs for the second time in as many drives, the Jackrabbits added a 39-yard field goal by Hunter Dustman in the closing seconds of the first half.

SDSU took advantage of a short field after a shanked punt to score what would be the final points of the night midway through the third quarter as Gronowski scored his second touchdown of the night on a 1-yard run.

Mistakes prevented the Jackrabbits from adding to their lead down the stretch as SDSU uncharacteristically turned the ball over three times in the game and committed nine penalties for 110 yards. Augustana was flagged seven times for 40 yards.

The Jacks did finish with a 374-171 advantage in total offense, including a 233-24 margin in rushing yards. Johnson matched his career high with 126 yards on 17 carries, while freshman running back Maxwell Woods gained 61 yards on six carries, including a 44-yard run on his second carry of the night, in his collegiate debut.

Gronowski completed 19-of-27 passes for 141 yards, but was intercepted two times. Griffin Wilde was the top target with six catches for 47 yards, while Johnson (14 yards) and Kentrell Prejean (20 yards) each tallied three receptions.

Evan Bearth came off the bench to pace the Augustana offense by completing 8-of-17 passes for 92 yards, while starter Thomas Scholten was 12-of-18 passing for 55 yards and an interception. Isaiah Huber hauled in five catches for 53 yards, with former Jackrabbit Canyon Bauer adding five receptions for 37 yards. Rashad Lampkin led the Augie ground game with 26 yards on six carries.

Defensively, the Jackrabbits were led by Kobe Clayborne with five tackles, including a tackle for loss. Fellow defensive end Dawson Ripperda registered 1.5 sacks and was one of five SDSU players with four stops.

Augustana's Logan Leonard led all players with 10 tackles and added an interception. Peyton Buckley notched eight tackles and had the other Viking interception.



The South Dakota State defense kept Augustana out of the end zone in a 24-3 Beef Bowl victory Sept. 14 at Dana J. Dykhouse Stadium.

SCORE BY QUARTERS	1	2	3	4	FINAL
Augustana (1-1)	3	0	0	0	3
South Dakota State (2-1)	7	10	7	0	24

SCORING SUMMARY

1st	13:04	AU	-	Jake Pecina 32 yd field goal
1st	9:59	SDSU	-	Mark Gronowski 9 yd run (Hunter Dustman kick)
2nd	12:39	SDSU	-	Amar Johnson 1 yd run (Dustman kick)
2nd	00:44	SDSU	-	Dustman 39 yd field goal
3rd	7:20	SDSU	-	Gronowski 1 yd run (Dustman kick)

TEAM STATISTICS	AU	SDSU
FIRST DOWNS	12	223
RUSHES-YARDS (NET)	21-24	36-233
PASSING YDS (NET)	147	141
Passes Att-Comp-Int	36-20-1	27-19-2
TOTAL OFFENSE PLAYS-YARDS	57-171	63-374
Punt Returns-Yards	0-0	1-2
Kickoff Returns-Yards	0-0	2-7
Interception Returns-Yards	2-39	1-0
Punts (Number-Avg)	6-37.0	4-45.5
Fumbles-Lost	0-0	1-1
Penalties-Yards	7-40	9-110
Possession Time	28:16	31:44
Third-Down Conversions	3 of 15	3 of 10
Fourth-Down Conversions	0 of 3	0 of 1
Red-Zone Scores-Chances	1-3	3-4
Sacks By: Number-Yards	0-0	3-29

RUSHING LEADERS: AU - Rashad Lampkin 6-26; Max Grand 4-11; Jarod Epperson 6-10; Thomas Scholten 3-1. **SDSU** - Amar Johnson 17-126; Maxwell Woods 6-61; Mark Gronowski 6-28; Kirby Vorhees 5-21. **PASSING LEADERS:** AU - Thomas Scholten 12-18-1 55; Evan Bearth 8-17-0 92. **SDSU** - Mark Gronowski 19-27-2 141. **RECEIVING LEADERS:** AU - Isaiah Huber 5-53; Canyon Bauer 5-37; Jarod Epperson 4-21; Max Minor 2-26; Matt Francis 1-8; Austin Johnston 1-6; Sam Scholten 1-1. **SDSU** - Griffin Wilde 6-47; Kentrell Prejean 3-20; Amar Johnson 3-14; Graham Goering 2-25; Maxwell Woods 2-9; Greyton Gannon 1-12; Elijah Ervin 1-8; Kevin Brenner 1-6. **INTERCEPTIONS:** AU - Peyton Buckley 1-39; Logan Leonard 1-0. **SDSU** - Colby Humphrey 1-0. **SACKS:** AU - none. **SDSU** - Dawson Ripperda 1.5-16; Aaron Wolfcale-Holsten 1.0-11; Logan Green 0.5-2. **TACKLE LEADERS (UA-A-TOT):** AU - Logan Leonard 7-3-10; Peyton Buckley 5-3-8; Haden Wallace 6-1-7; T.J. Murray 5-0-5; Kade Lynott 2-2-4; Will Davis 2-2-4. **SDSU** - Kobe Clayborne 4-1-5; Dalys Beanum 3-1-4; Graham Spalding 2-2-4; Adam Bock 2-2-4; Colby Huerter 2-2-4; Dawson Ripperda 2-2-4.

#1/1 SDSU 41, SOUTHEASTERN LOUISIANA 0

Sept. 21, 2024 • Strawberry Stadium (Att.: 4,387)

HAMMOND, La. — Backup running back Kirby Vorhees ran for 179 yards and three touchdowns while the South Dakota State defense pitched another shutout as the top-ranked Jackrabbits wrapped up the nonconference portion of their schedule with a 41-0 victory at Southeastern Louisiana Sept. 21 at Strawberry Stadium.

SDSU ran its record to 3-1 while the Lions dropped to 1-3 on the season.

The Jackrabbits grabbed a 7-0 lead before running their first offensive play when Dalys Beanum fielded a punt in the middle of the field at his own 12 and rolled around the left side for an 88-yard touchdown with 8 minutes and 57 seconds remaining in the first quarter.

Vorhees went to work in the second quarter, scoring on each of his first two carries as he broke numerous tackles on his way to the end zone with runs of 20 and 22 yards. SDSU's second extra-point try of the sequence failed, leaving the Jackrabbits with a 20-0 halftime advantage.

A redshirt freshman from Lutz, Florida, Vorhees made it 3-for-3 as he burst through the line and rambled 80 yards for his third touchdown of the night in as many carries midway through the third quarter. He would end the night with a career-high 179 yards on only five carries for an average of 35.8 yards per attempt.

Meanwhile, the SDSU defense continued to put the clamps on Southeastern Louisiana, limiting the Lions to less than 100 yards of offense in each half. The Jackrabbits got first-half interceptions from Colby Huerter and Steven Arrell while racking up four sacks and 11 tackles for loss.

Huerter, Graham Spalding and Adam Bock each registered seven tackles, with redshirt freshman Nick Wells tallying a pair of tackles for loss. The Jackrabbits held SLU to 2-for-16 on third-down attempts.

SDSU extended its lead to 34-0 on a 14-yard touchdown run by Amar Johnson and closed out the scoring with a 1-yard scoring plunge by backup quarterback Chase Mason in the fourth quarter. Johnson's TD ended a six-play, 87-yard scoring drive that included a 39-yard by Vorhees on the second play of the drive.

The Jackrabbits finished with 341 yards on the ground and a 417-186 advantage in total offense. Johnson carried 11 times for 65 yards and was the Jackrabbits' leading receiving with three catches for 37 yards.

The Jackrabbit passing attack never got on track in the contest as Mark Gronowski completed 7-of-17 passes for 65 yards with one interception. Mason was 1-of-2 passing for 11 yards.

SLU quarterback Damon Stewart completed 9-of-20 passes for 81 yards. Darius Lewis was the leading pass-catcher with five receptions for 56 yards, with Antonio Martin Jr. pacing the ground game with 14 carries for 36 yards.

K.K. Reno led all players with 10 tackles for the Lions.

The shutout was the fourth by the Jackrabbits in Jimmy Rogers' two seasons as head coach.



Kirby Vorhees scored touchdowns on each of his first three carries and ended the night with 179 yards on only five rushing attempts in South Dakota State's 41-0 victory Sept. 21 at Southeastern Louisiana.

SCORE BY QUARTERS	1	2	3	4	FINAL
South Dakota State (3-1)	7	13	14	7	41
Southeastern Louisiana (1-3)	0	0	0	0	0

SCORING SUMMARY

1st	8:57	SDSU	-	Dalys Beanum 88 yd punt return (Hunter Dustman kick)
2nd	9:05	SDSU	-	Kirby Vorhees 20 yd run (Dustman kick)
2nd	00:30	SDSU	-	Vorhees 22 yd run (team kick attempt failed)
3rd	8:08	SDSU	-	Vorhees 80 yd run (Dustman kick)
3rd	00:53	SDSU	-	Amar Johnson 14 yd run (Dustman kick)
4th	4:49	SDSU	-	Chase Mason 1 yd run (Dustman kick)

TEAM STATISTICS	SDSU	SLU
FIRST DOWNS	18	13
RUSHES-YARDS (NET)	36-341	41-94
PASSING YDS (NET)	76	92
Passes Att-Comp-Int	19-8-1	23-10-2
TOTAL OFFENSE PLAYS-YARDS	55-417	64-186
Punt Returns-Yards	4-118-1	0-0
Kickoff Returns-Yards	0-0	4-80
Interception Returns-Yards	2-62	1-0
Punts (Number-Avg)	5-35.6	7-39.7
Fumbles-Lost	0-0	0-0
Penalties-Yards	4-54	3-12
Possession Time	25:52	34:08
Third-Down Conversions	4 of 9	2 of 16
Fourth-Down Conversions	0 of 0	1 of 2
Red-Zone Scores-Chances	3-4	0-1
Sacks By: Number-Yards	4-32	1-5

RUSHING LEADERS: SDSU - Kirby Vorhees 5-179; Amar Johnson 11-65; Chase Mason 7-56; Mark Gronowski 6-20; Maxwell Woods 3-18; Brenden Begeman 2-6. SLU - Antonio Martin Jr. 14-36; Brandon Hayes 4-28; Harlan Dixon 7-28; Damon Stewart 11-5; Rodeo Graham Jr. 205; Kimon O'Sullivan 1-1. **PASSING LEADERS:** SDSU - Mark Gronowski 7-17-1 65; Chase Mason 1-2-0 11. SLU - Damon Stewart 9-20-2 81; Eli Sawyer 1-3-0 11. **RECEIVING LEADERS:** SDSU - Amar Johnson 3-37; Graham Goering 2-23; Kentrell Prejean 2-13; Griffin Wilde 1-3. SLU - Darius Lewis 5-56; Ivan Drobocky 2-19; Brandon Hayes 1-9; Errol Rogers Jr. 1-8; Harlan Dixon 1-0. **INTERCEPTIONS:** SDSU - Colby Huerter 1-38; Steven Arrell 1-24. SLU - Donté Daniels 1-0. **SACKS:** SDSU - Kobe Clayborne 1.5-10; Daeton Mcgaughy 1.0-10; Bryce Hawthorne 1.0-7; Levi Vanden Bos 0.5-5. SLU - Ahmad Bradley 0.5-3; Shemar Pearl 0.5-2. **TACKLE LEADERS (UA-A-TOT):** SDSU - Colby Huerter 4-3-7; Graham Spalding 2-5-7; Adam Bock 2-5-7; Daeton Mcgaughy 1-5-6; Caleb Franci 2-3-5. SLU - K.K. Reno 5-5-10; Coryell Pierce 5-3-8; Cornelius Dyson 3-1-4; Donté Daniels 2-2-4; Kaleb Proctor 1-3-4.

#1/1 SDSU 41, #18 NORTHERN IOWA 3

Oct. 5, 2024 • UNI-Dome (Att.: 12,611)

CEDAR FALLS, Iowa — Top-ranked South Dakota State forced four Northern Iowa turnovers, scored on a blocked punt and found balance on offense to cruise past Northern Iowa, 41-3, in the Missouri Valley Football Conference opener for both teams Oct. 5 at the UNI-Dome.

The Jackrabbits improved to 4-1 overall in extending their winning streak against Football Championship Subdivision opponents to 31 games. UNI, which entered the weekend ranked 18th in the coaches' poll and receiving votes in the media poll, dropped to 2-3 overall.

SDSU forced its first turnover on UNI's opening drive of the game as Jarod DePriest jarred the ball loose from Panther running back Tye Edwards and Kobe Clayborne recovered at the Jackrabbit 46. Mark Gronowski connected with Griffin Wilde on a 15-yard pass play to open the ensuing drive and Amar Johnson picked up 25 yards on the ground before Gronowski hooked up with Kentrell Prejean in the left corner of the end zone for a 16-yard touchdown.

After a Steven Arrell interception, a 22-yard field goal by Hunter Dustman on the second play of the second quarter gave SDSU a 10-0 lead and kick-started an avalanche of more big plays.

As UNI lined up to punt near midfield on its first possession of the second quarter, Cullen McShane broke through the protection to block the attempt and Noah Thompson scooped up the loose ball and scored from 49 yards out.

The Jackrabbits then forced their second fumble of the opening half with Max Baloun stripping the ball from quarterback Aidan Dunne and DePriest recovering at the UNI 14. Two plays later, SDSU backup quarterback Chase Mason plunged in from 6 yards for a 24-0 Jackrabbit lead.

UNI put its only points of the game on the board late in the first half with an eight-play, 57-yard drive that ended with a 40-yard field goal by Caden Palmer.

SDSU worked the two-minute drill effectively to close the first half. Amar Johnson caught four passes out of the backfield as part of a nine-play, 41-yard march that culminated with a 41-yard field goal by Dustman.

The Jackrabbits showed no signs of a letdown in the third quarter as they tacked on two more touchdowns. An Adam Bock interception and return deep in UNI territory set up a 6-yard touchdown pass from Gronowski to Graham Goering for the first score.

SDSU's final tally came on a screen pass from Gronowski to Angel Johnson. With the ball at the UNI 34, Johnson caught the middle screen two yards behind the line of scrimmage and weaved his way through traffic and down the left sideline, getting a key block from wide receiver Elijah Ervin for a 66-yard touchdown.

Gronowski ended the day 16-of-22 for 221 yards and three scores. Amar Johnson was the leading pass-catcher with four receptions for 28 yards, with Goering (52 yards) and Wilde (39 yards) adding three catches each.

Overall, SDSU held a 390-246 advantage in total offense with Kirby Vorhees pacing the rushing attack with 45 yards on eight carries late in the contest.

Dunne closed the afternoon with 113 yards on 8-of-15 passing. Matthew Schecklman finished at quarterback for the Panthers, completing 9-of-16 attempts for 67 yards. Sergio Morancy caught a game-high six passes for 73 yards, with Edwards picking up 62 yards on the ground on 12 carries.

DePriest led SDSU with six tackles, including two for loss and a sack. Colby Huerter registered five stops.

J.J. Dervil led all players with eight tackles for UNI.



Steven Arrell's interception in the second quarter was the second of four turnovers forced by the Jackrabbit defense in a 41-3 road drubbing of Northern Iowa.

SCORE BY QUARTERS	1	2	3	4	FINAL
South Dakota State (4-1, 1-0)	7	20	14	0	41
Northern Iowa (2-3, 0-1)	0	3	0	0	3

SCORING SUMMARY

1st	8:43	SDSU	–	Kentrell Prejean 16 yd pass from Mark Gronowski (Hunter Dustman kick)
2nd	14:53	SDSU	–	Dustman 22 yd field goal
2nd	9:33	SDSU	–	Noah Thompson 49 yd blocked punt return (Dustman kick)
2nd	8:16	SDSU	–	Chase Mason 6 yd run (Dustman kick)
2nd	1:25	UNI	–	Caden Palmer 40 yd field goal
2nd	00:07	SDSU	–	Dustman 41 yd field goal
3rd	12:39	SDSU	–	Graham Goering 7 yd pass from Gronowski (Dustman kick)
3rd	10:08	SDSU	–	Angel Johnson 66 yd pass from Gronowski (Dustman kick)

TEAM STATISTICS

	SDSU	UNI
FIRST DOWNS	17	16
RUSHES-YARDS (NET)	34-139	33-66
PASSING YDS (NET)	249	180
Passes Att-Comp-Int	26-19-0	31-17-2
TOTAL OFFENSE PLAYS-YARDS	60-388	62-246
Punt Returns-Yards	2-71-1	1-2
Kickoff Returns-Yards	1-15	2-35
Interception Returns-Yards	2-33	0-0
Punts (Number-Avg)	3-48.0	5-32.8
Fumbles-Lost	1-0	3-2
Penalties-Yards	2-15	2-15
Possession Time	30:43	29:17
Third-Down Conversions	5 of 12	3 of 13
Fourth-Down Conversions	1 of 1	2 of 3
Red-Zone Scores-Chances	5-7	0-1
Sacks By: Number-Yards	3-20	0-0

RUSHING LEADERS: SDSU - Kirby Vorhees 8-45; Amar Johnson 10-40; Angel Johnson 6-31; Chase Mason 7-9; Mark Gronowski 2-8; Griffin Wilde 1-6. UNI - Tye Edwards 12-62; Amauri Pesek-Hickson 8-23; Layne Pryor 1-0; Aidan Dunne 4-(-5); Matthew Schecklman 5-(-14). **PASSING LEADERS:** SDSU - Mark Gronowski 16-22-0 221; Chase Mason 3-4-0 28. UNI - Aidan Dunne 8-15-2 113; Matthew Schecklman 9-16-0 67. **RECEIVING LEADERS:** SDSU - Amar Johnson 4-28; Graham Goering 3-52; Griffin Wilde 3-39; Angel Johnson 2-76; Kentrell Prejean 2-17; David Alpers 1-12; Lofton O'Groske 1-9; Brody Gormley 1-7; Kevin Brenner 1-5; Greyton Gannon 1-4. UNI - Sergio Morancy 6-73; J.C. Roque Jr. 5-6; Layne Pryor 3-26; Jaiden Ellis-Lahey 2-24; Desmond Hutson 1-11. **INTERCEPTIONS:** SDSU - Adam Bock 1-23; Steven Arrell 1-10. UNI - none. **SACKS:** SDSU - Max Baloun 1.0-8; Jarod DePriest 1.0-8; Bryce Hawthorne 1.0-4. UNI - none. **TACKLE LEADERS (UA-A-TOT):** SDSU - Jarod DePriest 4-2-6; Colby Huerter 2-3-5; Bryce Hawthorne 1-4-5; Caleb Francl 2-2-4; Matthew Durrance 4-0-4; Adam Bock 2-2-4. UNI - J.J. Dervil 4-4-8; Albert Nunes 2-5-7; Jonathan Cabral-Martin 2-5-7; Jack Kriebs 1-6-7; Carter Hewitt 2-5-7; Ben Belken 2-3-5.

#1/1 SDSU 63, YOUNGSTOWN STATE 13

Oct. 12, 2024 • Dana J. Dykhouse Stadium (Att.: 19,331)

South Dakota State clicked off a number of big plays from start to finish in posting a 63-13 Hobo Day victory over Youngstown State Oct. 12 before a crowd of 19,331 at Dana J. Dykhouse Stadium.

The top-ranked Jackrabbits improved to 5-1 overall and 2-0 in the Missouri Valley Football Conference. .

Angel Johnson set the tone by returning the opening kickoff 99 yards for a touchdown. The Viborg native fielded the ball at the 1-yard line on the right hash and cut down the right sideline to out-race the Penguin coverage unit. It marked the third game in a row that SDSU scored a special teams touchdown.

After the Jackrabbit defense forced a three-and-out on YSU's first offensive series, the SDSU offense went to work on an afternoon in which the Jackrabbits would average 13 yards per play.

SDSU needed only four plays to find the end zone on its first offensive possession. Amar Johnson ran for 23 yards on the first play before backup quarterback Chase Mason took a handoff from Mark Gronowski in a two-quarterback system and score from 38 yards out, giving the Jackrabbits a 14-0 lead 3 minutes and 38 seconds into the game.

Youngstown State, 2-5 overall and 1-2 in league play, converted twice on third-and-long plays to get on the board later in the first quarter with a 13-play, 54-yard drive that ended with a 39-yard field goal by Andrew Lastovka.

The Jackrabbits then reeled off the next 21 points, starting with a nine-play touchdown drive late in the first quarter in which all 79 yards came on the ground. Amar Johnson recorded gains of 29, 18 and 13 yards before Gronowski finished off the drive with a 1-yard plunge.

The SDSU lead grew to 35-3 in the second quarter. After Dalys Beanum intercepted a pass and returned it to the YSU 25, Amar Johnson ran for a 5-yard score. Moments later, the Jackrabbits marched 95 yard on nine plays, closing with a 48-yard run up the middle by Mason.

YSU ended a string of 13-plus quarters in which the Jackrabbit defense did not allow a touchdown by answering with a 90-plus-yard drive of its own. Quarterback Beau Brungard connected on passes of 32 yards to Latrell Fordham and 41 yards to Max Tomczak before scoring from 4 yards out.

In the third quarter, the Jackrabbits turned to the air to extend their lead to 49-10 with two more 90-yard touchdown drives. Gronowski hooked up with Grahm Goering on a post route for a 45-yard score midway through the period, then found Griffin Wilde open for a 19-yard touchdown pass one play after Kirby Vorhees broke off a 74-yard run on the first play of the drive.

All three Jackrabbit quarterbacks to take a snap in the game threw a touchdown pass. Mason connected with Marcus Preston on a 4-yard touchdown five minutes into the fourth quarter and Jon Bell tossed his first collegiate touchdown pass later in the final stanza as he hit tight end Davin Stoffel from 14 yards out. Stoffel's first career touchdown reception came after the Penguins muffed the lone SDSU punt of the afternoon, with Aydan Dautermann recovering at the YSU 14.

Mason put the Jackrabbits on the doorstep for the first fourth-quarter touchdown with a 69-yard run as he finished with a team- and career-high high 161 rushing yards on only five carries.

SDSU tallied seven plays of 20 or more yards in the game and finished with a 557-372 advantage in total offense. Of that total, 404 yards came on the ground as Vorhees notched 84 yards on three carries and Amar Johnson ended up with 64 yards on eight attempts.

Gronowski completed 8-of-13 passes for 127 yards and two scores. Wilde led the receiving corps with five catches for 62 yards.

For YSU, Brungard completed 16-of-27 passes for 169 yards and was the Penguins' leading rusher with 59 yards on 11 carries. Tomczak hauled in six receptions for 78 yards.



Backup quarterback Chase Mason rushed for 161 yards and two touchdowns, and threw for another touchdown as the Jackrabbits rolled to a 63-13 Hobo Day victory.

Redshirt freshman linebacker Chase Van Tol led all players with a career-best nine tackles, including two for loss, for the Jackrabbits. Fellow linebackers Graham Spalding, Caleb Franci and Adam Bock registered seven stops each.

SCORE BY QUARTERS	1	2	3	4	FINAL
Youngstown State (2-5, 1-2)	3	7	0	3	13
South Dakota State (5-1, 2-0)	21	14	14	14	63

SCORING SUMMARY

1st	14:47	SDSU	-	Angel Johnson 99 yd kickoff return (Hunter Dustman kick)
1st	11:22	SDSU	-	Chase Mason 38 yd run (Dustman kick)
1st	4:32	YSU	-	Andrew Lastovka 39 yd field goal
1st	00:34	SDSU	-	Mark Gronowski 1 yd run (Dustman kick)
2nd	11:27	SDSU	-	Amar Johnson 5 yd run (Dustman kick)
2nd	2:56	SDSU	-	Mason 48 yd run (Dustman kick)
2nd	00:14	YSU	-	Beau Brungard 4 yd run (Lastovka kick)
3rd	8:12	SDSU	-	Grahm Goering 45 yd pass from Gronowski (Dustman kick)
3rd	00:49	SDSU	-	Griffin Wilde 19 yd pass from Gronowski (Dustman kick)
4th	10:16	SDSU	-	Marcus Preston 4 yd pass from Mason (Jack Stevens kick)
4th	3:08	YSU	-	Lastovka 31 yd field goal
4th	2:02	SDSU	-	Davin Stoffel 14 yd pass from Jon Bell (Stevens kick)

TEAM STATISTICS	YSU	SDSU
FIRST DOWNS	20	21
RUSHES-YARDS (NET)	43-183	25-404
PASSING YDS (NET)	189	153
Passes Att-Comp-Int	29-18-1	18-11-0
TOTAL OFFENSE PLAYS-YARDS	72-372	43-557
Punt Returns-Yards	1-(-17)	0-0
Kickoff Returns-Yards	3-28	2-114-1
Interception Returns-Yards	0-0	1-50
Punts (Number-Avg)	4-52.2	1-44.0
Fumbles-Lost	2-1	1-0
Penalties-Yards	3-25	1-10
Possession Time	40:14	19:46
Third-Down Conversions	9 of 17	4 of 5
Fourth-Down Conversions	0 of 1	0 of 0
Red-Zone Scores-Chances	2-3	5-5
Sacks By: Number-Yards	0-0	1-9

RUSHING LEADERS: YSU - Beau Brungard 11-59; Tyshon King 9-47; Ethan Wright 10-41; Jaden Gilbert 8-27. SDSU - Chase Mason 5-161; Kirby Vorhees 3-84; Amar Johnson 8-64; Mark Gronowski 5-53; Angel Johnson 3-42. **PASSING LEADERS:** YSU - Beau Brungard 16-27-1 169; Eathan Wright 1-1-0 15; Max Blanc 1-1-0 5. SDSU - Mark Gronowski 8-13-0; Jon Bell 1-3-0 14; Chase Mason 2-2-0 12. **RECEIVING LEADERS:** YSU - Max Tomczak 6-78; Cyrus Traugh 3-23; Ethan Wright 3-12; Latrell Fordham 2-39. SDSU - Griffin Wilde 5-62; Grahm Goering 2-55; Davin Stoffel 1-14; David Alpers 1-10; Brody Gormley 1-8; Marcus Preston 1-4. **INTERCEPTIONS:** YSU - none. SDSU - Dalys Beanum 1-50. **SACKS:** YSU - none. SDSU - Dawson Ripperda 0.5-5; Logan Green 0.5-4. **TACKLE LEADERS (UA-A-TOT):** YSU - Jaylen Castleberry 5-1-6; Kerion Martin 3-1-4; Devin Johnson 3-0-3; Stephon Hall 2-1-3. SDSU - Chase Van Tol 8-1-9; Graham Spalding 4-3-7; Caleb Franci 4-3-7; Adam Bock 1-6-7; Matthew Durrance 5-1-6; Colby Huerter 2-4-6.

#2/2 NORTH DAKOTA STATE 13, #1/1 SDSU 9

Oct. 19, 2024 • Fargodome (Att.: 18,807)

FARGO, N.D. — North Dakota State quarterback Cam Miller connected with RaJa Nelson on two touchdown passes, including the game-winner from 20 yards out with 1 minute and 49 seconds remaining to lift the second-ranked Bison to a 13-9 victory over top-ranked South Dakota State Oct. 19 at the Fargodome.

The Bison improved to 7-1 overall and 4-0 in the Missouri Valley Football Conference. SDSU dropped to 5-2 on the season and 2-1 in league play.

NDSU's game-winning drive covered 92 yards over 10 plays. Taking over at their own 8, Miller was perfect for the Bison on the march, completing all seven of his pass attempts for 76 yards, finding Nelson in the right corner of the end zone for the go-ahead touchdown. The two-point attempt failed, but still put SDSU in the position of needing a touchdown to take the lead.

The Jackrabbits, who worked the two-minute drive late in the first half to take a 9-7 halftime lead, moved the ball from their own 9 on the ensuing possession to the SDSU 47 before Mark Gronowski's pass attempt over the middle intended for Griffin Wilde was intercepted at the Bison 38 by Logan Kopp.

Miller and Nelson hooked up for the first time midway through the second quarter on an 18-yard touchdown pass to finish off a 13-play, 69-yard drive.

SDSU responded with the final nine points of the half, starting with a 66-yard touchdown run by Chase Mason. The extra point was blocked.

Hunter Dustman's 42-yard field goal on the final play of the second quarter ended a 15-play, 65-yard drive.

The Jackrabbits appeared on the verge of going up two scores before giving the ball back to NDSU late in the fourth quarter. Gronowski evaded pressure and heaved the ball deep down the right sideline inside the 5-yard line to a leaping Graham Goering, who was ruled to have not secured the catch while being pushed out of bounds. SDSU's 10th penalty of the night further backed up the Jackrabbits, forcing SDSU to give the ball back by way of punt.

Most of the game belonged to the defenses in the second-lowest-scoring Dakota Marker game since the traveling trophy was conceived in 2004. SDSU limited NDSU to only 112 yards on the ground, with the Jackrabbits holding a 333-275 advantage in overall total offense.

The Jackrabbits' two leading rushers were its quarterbacks as Mason tallied 80 yards on only five carries and Gronowski racked up 77 yards on 13 attempts. Gronowski completed 17-of-29 passes for 118 yards with Wilde and Angel Johnson each catching four balls for 25 and 24 yards, respectively.

Miller ended the night 20-for-27 passing for 163 yards, with Nelson recording four receptions for 48 yards. Chris Harris led Bison receivers with five catches for 41 yards, while Barika Kpeenu gained 35 yards on six carries to pace the NDSU rushing attack.

Graham Spalding registered a game-high 10 tackles for the jackrabbits, followed by eight from Colby Huerter. Oscar Benson and Luke Weerts each tallied eight stops for NDSU.



Linebacker Graham Spalding registered a game-high 10 tackles to lead a solid defensive effort by the Jackrabbits Oct. 19 at North Dakota State.

SCORE BY QUARTERS	1	2	3	4	FINAL
South Dakota State (5-2, 2-1)	0	9	0	0	9
North Dakota State (7-1, 4-0)	0	7	0	6	13

SCORING SUMMARY

2nd	6:03	NDSU	—	Raja Nelson 18 yd pass from Cam Miller (Griffin Crosa kick)
2nd	4:43	SDSU	—	Chase Mason 66 yd run (Hunter Dustman kick blocked)
2nd	00:00	SDSU	—	Dustman 42 yd field goal
4th	1:49	NDSU	—	Nelson 20 yd pass from Miller (pass failed)

TEAM STATISTICS	SDSU	NDSU
FIRST DOWNS	17	17
RUSHES-YARDS (NET)	36-215	32-112
PASSING YDS (NET)	118	163
Passes Att-Comp-Int	30-17-1	27-20-0
TOTAL OFFENSE PLAYS-YARDS	66-333	59-275
Punt Returns-Yards	1-0	2-17
Kickoff Returns-Yards	1-6	2-32
Interception Returns-Yards	0-0	1-0
Punts (Number-Avg)	6-36.8	5-43.8
Fumbles-Lost	1-0	0-0
Penalties-Yards	10-89	5-38
Possession Time	28:23	31:37
Third-Down Conversions	8 of 16	5 of 12
Fourth-Down Conversions	0 of 0	0 of 1
Red-Zone Scores-Chances	0-0	2-2
Sacks By: Number-Yards	1-10	0-0

RUSHING LEADERS: SDSU - Chase Mason 5-80; Mark Gronowski 13-77; Amar Johnson 13-41; Angel Johnson 5-17. NDSU - Barika Kpeenu 6-35; CharMar Brown 10-33; Cam Miller 9-24; T.K. Marshall 2-14; Cole Payton 2-9; RaJa Nelson 1-0. **PASSING LEADERS:** SDSU - Mark Gronowski 17-29-1 118. NDSU - Cam Miller 20-27-0 163. **RECEIVING LEADERS:** SDSU - Griffin Wilde 4-25; Angel Johnson 4-24; Davin Stoffel 2-27; Graham Goering 2-26; Amar Johnson 2-3; Lofton O'Groske 1-12; Brody Gormley 1-2; Kentrell Prejean 1-(-1). NDSU - Chris Harris 5-41; RaJa Nelson 4-48; Braylon Henderson 3-30; Barika Kpeenu 2-6; T.K. Marshall 2-5; Mekhi Collins 1-14; Bryce Lance 10-9; CharMar Brown 1-9; Truman Werremeyer 1-1. **INTERCEPTIONS:** SDSU - none. NDSU - Logan Kopp 1-0. **SACKS:** SDSU - Adam Bock 1-0-10. NDSU - none. **TACKLE LEADERS (UA-A-TOT):** SDSU - Graham Spalding 5-5-10; Colby Huerter 4-5-9; Caleb Franci 4-4-8; Adam Bock 4-1-5; Dalys Beanum 3-1-4; Kobe Clayborne 0-4-4. NDSU - Oscar Benson 6-2-8; Luke Weerts 2-6-8; Logan Kopp 4-2-6; Eli Mostaert 2-4-6; Loshiaka Roques 2-3-5.

#3/3 SDSU 20, #4/4 SOUTH DAKOTA 17 [OT]

Oct. 26, 2024 • Dana J. Dykhouse Stadium (Att.: 19,351)

Third-ranked South Dakota State and No. 4 South Dakota went toe-to-toe in their Interstate Series matchup Saturday night at Dana J. Dykhouse Stadium, but it was the Jackrabbits who delivered the final blow on their home field as Amar Johnson scored on a 3-yard touchdown run in overtime to prevail, 20-17.

SDSU improved to 6-2 overall and 3-1 in the Missouri Valley Football Conference, extending its home winning streak to 25 games. The Coyotes dropped to 6-2 overall and suffered their first league loss in falling to 4-1.

The game wound up going to an extra session after a wild sequence of events late in the fourth quarter.

With SDSU holding a 14-7 lead, USD moved into the red zone for the first time since the opening stanza, reaching the Jackrabbit 10-yard line after a 12-yard run by Travis Theis that came on the heels of having an apparent touchdown called back by an illegal shift penalty. On the next play, however, Theis attempted a halfback pass that was intercepted by SDSU linebacker Graham Spalding and returned to the Jackrabbit 19 with 4 minutes and 23 seconds remaining in regulation.

The Jackrabbits' momentum was short-lived, however, as on the first play of the ensuing drive, USD safety Dennis Shorter knocked the ball loose from SDSU running back Angel Johnson and defensive end Mi'Quise Grace scooped up the loose ball and returned it 15 yards for a touchdown. The extra point was good, tying the game at 14-14.

SDSU went three-and-out on its next possession, giving the ball back to the Coyotes at its own 5 with under three minutes to play after a 50-yard punt by Hunter Dustman. Two pass interference penalties along with Thies runs of 10 and 15 yards allowed USD to move into scoring territory. However, Will Leyland's 46-yard field goal attempt into a stiff southerly breeze with 26 seconds left on the clock sailed wide left, sending the game to overtime.

The Jackrabbits won the overtime toss and elected to go on defense first. USD mustered only two yards on its first play, which was followed by a pair of incomplete passes. This time, Leyland connected from 40 yards with the wind at his back to give the Coyotes a momentary 17-14 lead.

In its overtime possession, SDSU faced fourth-and-1 from the 16 and, after the previous play was reviewed, the Jackrabbits decided to put the offense back on the field after initially opting to go for the game-tying field goal. Quarterback Mark Gronowski plunged forward for 2 yards, then connected on pass plays of 6 and 5 yards to Griffin Wilde and Grahm Goering, respectively, for first and goal at the 3. Two plays later, Amar Johnson plunged in for his second touchdown of the game and the game-winning score.

Both teams scored on their first drive of the game. The Coyotes marched 65 yards on the 10 plays with Theis scoring from a yard out before SDSU countered with a seven-play, 80-yard drive. Gronowski threw for 46 yards and gained 25 more on the ground, including the final yard for a touchdown.

SDSU grabbed a 14-7 lead on a 1-yard run by Amar Johnson as the Jackrabbits cashed in on a shorter field after taking over at the USD 46 after one of seven Coyote punts on the eveing.

The Jackrabbits finished with a 329-275 edge in total offensive, including a 166-82 advantage in total rushing yards. Angel Johnson was the top rusher with 81 yards on 14 carries, while Gronowski carried 15 times for 54 yards and completed 20-of-27 passes for 163 yards.

Goering led the SDSU receiving corps with six catches for 46 yards and Wilde tallied five catches for 61 yards.

USD quarterback Aidan Bouman ended the night 20-of-32 passing for 164 yards, with Carter Bell catching five passes for 53 yards. Theis paced the rushing attack with 78 yards on 15 carries.



The Jackrabbits celebrate Amar Johnson's 3-yard touchdown run in overtime that gave SDSU a 20-17 victory over South Dakota in the annual Interstate Series game.

Adam Bock registered a team-high tackles for the Jackrabbits, followed by seven stops each by Caleb Franci and Colby Huerter.

Shorter notched a game-high 12 tackles and broke up two passes while Gary Bryant III added 11 tackles.

SCORE BY QUARTERS	1	2	3	4	OT	FINAL
South Dakota (6-2, 4-1)	7	0	0	7	3	17
South Dakota State (6-2, 3-1)	7	7	0	0	6	20

SCORING SUMMARY

1st	9:33	USD	—	Travis Theis 1 yd run (Will Leyland kick)
1st	6:13	SDSU	—	Mark Gronowski 1 yd run (Hunter Dustman kick)
2nd	4:53	SDSU	—	Amar Johnson 1 yd run (Dustman kick)
4th	4:41	USD	—	Mi'Quise Grace 15 yd fumble return (Leyland kick)
OT	—	USD	—	Leyland 40 yd field goal
OT	—	SDSU	—	Amar Johnson 3 yd run

TEAM STATISTICS

	USD	SDSU
FIRST DOWNS	16	19
RUSHES-YARDS (NET)	23-81	44-166
PASSING YDS (NET)	194	163
Passes Att-Comp-Int	35-21-1	29-21-0
TOTAL OFFENSE PLAYS-YARDS	58-275	73-329
Punt Returns-Yards	0-0	1-9
Kickoff Returns-Yards	1-11	1-22
Interception Returns-Yards	0-0	1-8
Punts (Number-Avg)	7-41.9	6-45.0
Fumbles-Lost	0-0	1-1
Penalties-Yards	5-26	6-58
Possession Time	28:22	31:38
Third-Down Conversions	3 of 12	8 of 16
Fourth-Down Conversions	0 of 0	1 of 2
Red-Zone Scores-Chances	1-2	3-3
Sacks By: Number-Yards	1-4	0-0

RUSHING LEADERS: USD - Travis Theis 15-78; Nevan Cremascoli 1-14; Charles Pierre Jr. 3-2; Keyondray Jones-Logan 1-2; Carter Bell 1-(-4). SDSU - Angel Johnson 14-81; Mark Gronowski 15-54; Amar Johnson 10-17; Chase Mason 4-14. **PASSING LEADERS:** USD - Aidan Bouman 20-32-0 164; Travis Theis 0-2-1 0; Carter Bell 1-1-0 30. SDSU - Mark Gronowski 20-27-0 163; Chase Mason 1-1-0 0. **RECEIVING LEADERS:** USD - Carter Bell 5-53; Jack Martens 3-66; J.J. Galbreath 3-33; Travis Theis 3-15; Charles Pierre Jr. 3-11. SDSU - Grahm Goering 6-46; Griffin Wilde 5-61; Amar Johnson 3-8; Davin Stoffel 2-24; Lofton O'Groske 1-14; Kentrell Prejean 1-6; Mark Gronowski 1-3; Angel Johnson 1-2; Chase Mason 1-(-1). **INTERCEPTIONS:** USD - none. SDSU - Graham Spalding 1-8. **SACKS:** USD - Mi'Quise Grace 1.0-4. SDSU - none. **TACKLE LEADERS (UA-A-TOT):** USD - Dennis Shorter 5-7-12; Gary Bryant III 5-6-11; Nate Ewell 7-2-9; Teven McKelvey 5-38; Josiah Ganues 5-2-7; Mi'Quise Grace 4-1-5. SDSU - Adam Bock 2-8-10; Caleb Franci 2-5-7; Colby Huerter 2-5-7; Dalys Beaman 2-3-5; Colby Humphrey 2-3-5; Tucker Large 1-4-5.

#3/3 SDSU 52, MURRAY STATE 6

Nov. 2, 2024 • Dana J. Dykhouse Stadium (Att.: 16,376)

South Dakota State scored on six of its seven first-half possessions and cruised to a 52-6 victory over Murray State in Missouri Valley Football Conference action Nov. 2 at Dana J. Dykhouse Stadium.

With their 26th consecutive home win, the third-ranked Jackrabbits improved to 7-2 overall and 4-1 in league play. Murray State dropped to 1-8 overall and 0-6 in the MVFC.

SDSU took the opening kickoff and marched 75 yards on eight plays for the opening score. The Jackrabbits, who converted 11-of-15 times on third down in the game, extended their initial drive twice in that situation as Mark Gronowski hit tight end Davin Stoffel for 12 yards on third-and-10 on the opening series and Amar Johnson gained six yards on third-and-3 to put the ball at midfield. Gronowski then connected again with Stoffel for a 41-yard gain before finding Johnson all alone in the right flat for a 10-yard touchdown pass.

Murray State got on the board later in the first quarter on a 55-yard field goal by James London, but the Jackrabbits seized the momentum back quickly thanks to a 67-yard touchdown run by Angel Johnson on the second play of the ensuing drive.

The Jackrabbit lead grew to 28-6 early in the second quarter on touchdown runs by Kirby Vorhees and Amar Johnson that were sandwiched around London's second field goal of the game, this time from 35 yards out. Both of the SDSU drives were only three plays in length as Vorhees plunged in from a yard away after a 41-yard pass and catch from Gronowski to Griffin Wilde, while Johnson reversed field and scampered around left end for a 44 yard scoring run.

After the Racers' failed attempt at a fake punt later in the second quarter, SDSU tacked on 10 more points to close out the first half. Chase Mason scored on a 5-yard touchdown run and Hunter Dustman added a 29-yard field goal with six seconds remaining in the half.

In the second half, the SDSU defense pitched a shutout and a pair of true freshmen scored their first collegiate touchdowns to cap two 90-yard scoring drives. Maxwell Woods finished off an eight-play, 90-yard drive with a 3-yard touchdown run on the Jackrabbits' opening drive of the half.

Later in the third quarter, the Jackrabbits strung together their longest drive of the season, 96 yards, which culminated on the 13th play with an 11-yard touchdown catch by Lofton O'Groske from Mason in the right corner of the end zone. O'Groske led SDSU receivers with five catches for 50 yards, while Wilde and Stoffel each hauled in three catches for 78 and 60 yards, respectively.

Gronowski, who only played the first half, was 9-for-16 passing for 170 yards. Mason completed 10-of-16 pass attempts for 82 yards. Ten different players caught at least one pass for the Jackrabbits.

SDSU finished with a 595-236 advantage in total offense, tallying 343 rushing yards. Angel Johnson led the way with a career-high 132 yards on only seven carries, with Amar Johnson adding 83 yards on six rushing attempts.

Murray State quarterback Jayden Johannsen completed 14-of-18 passes for 95 yards, with J'Kalon Carter and Justice Hill each catching five balls for 54 and 32 yards, respectively. Jawaun Northington was the Racers' leading rusher with 39 yards on 12 carries.

Adam Bock and Caleb Franci each registered seven tackles to lead the SDSU defense. Larry Preston and Canyon Walker were each credited with five stops to pace Murray State defensively.



Lofton O'Groske recorded career highs with five catches and 50 receiving yards, including an 11-yard touchdown that capped the scoring, in a 52-6 SDSU victory over Murray State.

SCORE BY QUARTERS	1	2	3	4	FINAL
Murray State (1-8, 0-6)	3	3	0	0	6
South Dakota State (7-2, 4-1)	14	24	14	0	52

SCORING SUMMARY

1st	12:36	SDSU	–	Amar Johnson	10 yd pass from Mark Gronowski (Hunter Dustman kick)
1st	3:33	MSU	–	James London	55 yd field goal
1st	2:46	SDSU	–	Angel Johnson	67 yd run (Dustman kick)
2nd	14:14	SDSU	–	Kirby Vorhees	1 yd run (Dustman kick)
2nd	10:15	MSU	–	London	35 yd field goal
2nd	9:00	SDSU	–	Amar Johnson	44 yd run (Dustman kick)
2nd	2:10	SDSU	–	Chase Mason	5 yd run (Dustman kick)
2nd	00:06	SDSU	–	Dustman	29 yd field goal
3rd	9:42	SDSU	–	Maxwell Woods	3 yd run (Dustman kick)
3rd	00:09	SDSU	–	Lofton O'Groske	11 yd pass from Mason (Dustman kick)

TEAM STATISTICS

	MSU	SDSU
FIRST DOWNS	10	31
RUSHES-YARDS (NET)	35-117	38-343
PASSING YDS (NET)	119	252
Passes Att-Comp-Int	23-16-1	34-19-0
TOTAL OFFENSE PLAYS-YARDS	58-236	72-595
Punt Returns-Yards	0-0	1-27
Kickoff Returns-Yards	2-27	1-14
Interception Returns-Yards	0-0	1-0
Punts (Number-Avg)	5-47.0	1-38.0
Fumbles-Lost	0-0	0-0
Penalties-Yards	12-108	5-35
Possession Time	28:06	31:54
Third-Down Conversions	4 of 14	11 of 15
Fourth-Down Conversions	1 of 3	0 of 0
Red-Zone Scores-Chances	1-1	6-7
Sacks By: Number-Yards	0-0	1-7

RUSHING LEADERS: MSU - Jawaun Northington 12-39; Justice Hill 4-37; Jayden Johannsen 9-19; Kywon Morgan 5-15. SDSU - Angel Johnson 7-132; Amar Johnson 6-83; Chase Mason 7-68; Maxwell Woods 11-40; Mark Gronowski 2-21; Kirby Vorhees 2-1; Brenden Begeman 1-0. **PASSING LEADERS:** MSU - Jayden Johannsen 14-18-1 95; Jameson Holcomb 2-4-0 24; Thomas O'Hara 0-1-0 0. SDSU - Mark Gronowski 9-16-0 170; Chase Mason 10-16-0 82; Jon Bell 0-2-0 0. **RECEIVING LEADERS:** MSU - J'Kalon Carter 5-54; Justice Hill 5-32; Elijah Downing 3-24; Caden Jumper 2-11; Jawaun Northington 1-1; Kylan Galbreath 1-(-3). SDSU - Lofton O'Groske 5-50; Griffin Wilde 3-78; Davin Stoffel 3-60; Maxwell Woods 2-4; Brody Gormley 1-19; David Alpers 1-15; Amar Johnson 1-10; Kentrell Prejean 1-9; Elijah Ervin 1-5; Angel Johnson 1-2. **INTERCEPTIONS:** MSU - none. SDSU - Tucker Large 1-0. **SACKS:** MSU - none. SDSU - Max Baloun 1-0-7. **TACKLE LEADERS (UA-A-TOT):** MSU - Larry Preston 5-0-5; Canyon Walker 2-3-5; Amari Wansley 3-1-4. SDSU - Adam Bock 6-1-7; Caleb Franci 3-4-7; Matthew Durrance 2-3-5; Dawson Ripperda 3-1-4; Kolten Tilford 2-2-4; Graham Spalding 0-4-4.

#3/3 SDSU 38, #21/23 NORTH DAKOTA 7

Nov. 9, 2024 • Alerus Center (Att.: 9,797)

GRAND FORKS, N.D. — South Dakota State blitzed North Dakota for 28 second-quarter points as the third-ranked Jackrabbits went on to post a 38-7 road win Nov. 9 at the Alerus Center.

SDSU improved to 8-2 overall and 5-1 in the Missouri Valley Football Conference behind a balanced offensive attack. UND, which dropped its third game in a row, fell to 5-5 overall and 2-4 in league play.

North Dakota, which missed a field goal on the opening drive of the game, put its only points of the game on the board on its next possession in the first quarter. After forcing a Jackrabbit three-and-out, Isaiah Smith took a handoff on the first play of the ensuing drive and broke through the left side of the line for a 62-yard touchdown run.

From there, it was all Jackrabbits.

SDSU responded first with a 32-yard field goal by Hunter Dustman late in the first quarter, then scored touchdowns on four consecutive drives.

On the first play of the second quarter, Angel Johnson turned the corner and rolled around the right side for a 29-yard touchdown run.

SDSU continued to take advantage of great field position for the remainder of the half as the longest of their scoring drives covered 59 yards. Mark Gronowski connected with Griffin Wilde on scoring strikes of 25 and 39 yards as SDSU built a 24-7 lead.

After linebacker Graham Spalding forced a UND fumble and Dawson Ripperda recovered at the Fighting Hawk 27-yard line, the Jackrabbit lead grew to 31-7 after a 6-yard rushing touchdown by Amar Johnson.

The SDSU defense held the Fighting Hawks in check the rest of the way, allowing only 53 net rushing yards after Smith's long touchdown run in the opening stanza.

Gronowski and Wilde hooked up again in the third quarter for the only points of the second half, this time from 47 yards out. Wilde finished the game with five catches for 140 yards and a career-best three touchdowns while Gronowski completed 11-of-19 attempts for 193 yards.

SDSU finished with a 457-248 advantage in total offense, picking up another 264 yards on the ground. Angel Johnson led the way with an even 100 yards on 13 carries to hit the century mark for the second game in a row and Amar Johnson added 74 yards on 15 carries. Kirby Vorhees tallied 66 yards on nine attempts.

Smith ended the afternoon with 87 yards on nine carries. Quarterback Simon Romfo was 16-of-23 passing for 124 yards, with Bo Belquist and Quincy Vaughn each catching four balls for 40 and 37 yards, respectively.

Matthew Durrance paced the SDSU defense with four tackles. Adam Bock and Caleb Franci each were credited with sacks among their four stops.

Jonnie Wiltshire led UND with a game-high 10 tackles. Wyatt Pedigo added eight tackles.



Griffin Wilde caught a career-high three touchdown passes as part of a five-catch, 140-yard performance Nov. 9 at North Dakota.

SCORE BY QUARTERS	1	2	3	4	FINAL
South Dakota State (8-2, 5-1)	3	28	7	0	38
North Dakota (5-5, 2-4)	7	0	0	0	7

SCORING SUMMARY

1st	8:22	UND	— Isaiah Smith 62 yd run (C.J. Elrichs kick)
1st	2:29	SDSU	— Hunter Dustman 32 yd field goal
2nd	14:52	SDSU	— Angel Johnson 29 yd run (Dustman kick)
2nd	10:35	SDSU	— Griffin Wilde 25 yd pass from Mark Gronowski (Dustman kick)
2nd	6:30	SDSU	— Wilde 39 yd pass from Gronowski (Dustman kick)
2nd	2:06	SDSU	— Amar Johnson 6 yd run (Dustman kick)
3rd	5:40	SDSU	— Wilde 47 yd pass from Gronowski (Dustman kick)

TEAM STATISTICS

	SDSU	UND
FIRST DOWNS	22	14
RUSHES-YARDS (NET)	43-264	33-124
PASSING YDS (NET)	193	124
Passes Att-Comp-Int	20-11-0	23-16-1
TOTAL OFFENSE PLAYS-YARDS	63-457	56-248
Punt Returns-Yards	0-0	0-0
Kickoff Returns-Yards	2-39	1-23
Interception Returns-Yards	1-0	0-0
Punts (Number-Avg)	5-45.0	6-40.0
Fumbles-Lost	0-0	2-1
Penalties-Yards	5-50	3-35
Possession Time	33:27	26:33
Third-Down Conversions	3 of 11	2 of 12
Fourth-Down Conversions	1 of 1	0 of 1
Red-Zone Scores-Chances	2-2	0-1
Sacks By: Number-Yards	5-20	0-0

RUSHING LEADERS: SDSU - Angel Johnson 13-100; Amar Johnson 15-74; Kirby Vorhees 9-66; Brenden Begeman 2-14; Mark Gronowski 3-11. UND - Isaiah Smith 9-87; Gaven Ziebarth 7-36; Sawyer Seidl 3-4; Quincy Vaughn 1-1; Simon Romfo 13-(-4). **PASSING LEADERS:** SDSU - Mark Gronowski 11-19-0 193; Jon Bell 0-1-0 0. UND - Simon Romfo 16-23-1 124. **RECEIVING LEADERS:** SDSU - Griffin Wilde 5-140; Davin Stoffel 2-20; Angel Johnson 1-13; David Alpers 1-11; Lofton O'Groske 1-7; Amar Johnson 1-2. UND - Bo Belquist 4-40; Quincy Vaughn 4-37; Caden Dennis 3-13; Sawyer Seidl 2-8. **INTERCEPTIONS:** SDSU - Tucker Large 1-0. UND - none. **SACKS:** SDSU - Caleb Franci 1.0-9; Graham Spalding 1.0-4; Daeton Mcgaughy 1.0-3; Adam Bock 1.0-3; Reis Kirschenman 1.0-1. UND - none. **TACKLE LEADERS (JA-A-TOT):** SDSU - Matthew Durrance 5-0-5; Adam Bock 4-0-4; Colby Huerter 4-0-4; Caleb Franci 3-1-4; Levi Vanden Bos 3-0-3; Graham Spalding 3-0-3. UND- Jonnie Wiltshire 10-0-10; Wyatt Pedigo 6-2-8; Lance Rucker 4-1-5; Tyler Erkman 2-2-4.

#3/3 SDSU 41, SOUTHERN ILLINOIS 10

Nov. 16, 2024 • Dana J. Dykhouse Stadium (Att.: 17,268)

South Dakota State scored 28 points in the second quarter for the second week in a row, rolling to a 41-10 victory over Southern Illinois in the Jackrabbits' regular season home finale Nov. 16 at Dana J. Dykhouse Stadium.

With the Senior Day win, third-ranked SDSU won for the fourth time in a row to improve to 9-2 overall and 6-1 in the Missouri Valley Football Conference. The Salukis dropped to 3-8 overall and 1-6 in league play.

The Jackrabbits scored on five of their six first-half offensive possessions and were led offensively by a career day from running back Amar Johnson. The senior from O'Fallon, Missouri, set the tone on his first carry of the game, picking up 43 yards to set up a 24-yard field goal by Hunter Dustman to close out the Jackrabbits' first drive of the game.

Meanwhile, SIU turned the ball over on downs on each of its first two possessions and didn't convert a third-down attempt until midway through the third quarter.

After Angel Johnson scored on a 5-yard run on the second play of the second quarter for a 10-0 Jackrabbit lead, SDSU quickly went up by three scores after the first of two interceptions by safety Matthew Durrance gave the Jackrabbits the ball at the SIU 20. Six plays later, quarterback Mark Gronowski plunged in from a yard out.

SDSU built its lead to 31-0 with two more touchdowns in the back half of the second quarter. Amar Johnson clicked off a 33-yard rush before scoring on a 9-yard touchdown run with 3:31 to play in the half, then the Jackrabbits marched 78 yards on eight plays in a two-minute situation that included pass plays of 32 and 22 yards to Angel Johnson and Lofton O'Groske, respectively, to lead to a 4-yard scoring run by Kirby Vorhees.

The Jackrabbits put their final tallies on the board on their first two drives of the second half. Dustman connected on a 39-yard field goal on the first possession, which was followed by a 3-yard touchdown run by Amar Johnson, who finished the afternoon with a career-high 157 yards on 14 carries while adding three receptions for 34 yards.

As a team, SDSU rushed for 288 yards and held a 503-233 advantage in total offense.

The Salukis ended SDSU's shutout bid with a 48-yard touchdown pass from backup quarterback Michael Lindauer to Allen Middleton on a fourth-and-6 play late in the third quarter. The touchdown marked the first third-quarter points the SDSU defense has allowed in MVFC play this season.

Gronowski put together another efficient passing day by completing 11-of-17 attempts for 185 yards. Griffin Wilde shared team-high honors with three catches for 50 yards.

SIU starting quarterback Jake Curry was good on 8-of-15 passes for 54 yards, while Lindauer compiled a 12-for-17 day through the air for 145 yards. Keontez Lewis hauled in six receptions for 59 yards, with Middleton collecting five catches for 94 yards.

The Salukis mustered only 34 rushing yards against an SDSU squad that entered the contest ranked seventh in the Football Championship Subdivision against the run by allowing 101.8 yards per contest.

Graham Spalding paced the Jackrabbit defense with six tackles, including one for loss. Durrance and Chase Van Tol each registered four stops.

Ubayd Steed led all players with 12 tackles for SIU.



Matthew Durrance intercepted two passes and registered four solo tackles in South Dakota State's 41-10 home victory over Southern Illinois.

SCORE BY QUARTERS	1	2	3	4	FINAL
Southern Illinois (3-8, 1-6)	0	0	7	3	10
South Dakota State (9-2, 6-1)	3	28	10	0	41

SCORING SUMMARY

1st	8:08	SDSU	- Hunter Dustman 24 yd field goal
2nd	14:14	SDSU	- Angel Johnson 5 yd run (Dustman kick)
2nd	9:25	SDSU	- Mark Gronowski 1 yd run (Dustman kick)
2nd	3:31	SDSU	- Amar Johnson 9 yd run (Dustman kick)
2nd	00:29	SDSU	- Kirby Vorhees 4 yd run (Dustman kick)
3rd	12:46	SDSU	- Dustman 39 yd field goal
3rd	6:00	SDSU	- Amar Johnson 3 yd run (Dustman kick)
3rd	3:16	SIU	- Allen Middleton 48 yd pass from Michael Lindauer (Paul Geelen kick)
4th	2:17	SIU	- Geelen 36 yd field goal

TEAM STATISTICS	SIU	SDSU
FIRST DOWNS	12	24
RUSHES-YARDS (NET)	18-34	49-288
PASSING YDS (NET)	199	215
Passes Att-Comp-Int	32-20-2	21-13-0
TOTAL OFFENSE PLAYS-YARDS	50-233	70-503
Punt Returns-Yards	1-4	0-0
Kickoff Returns-Yards	3-61	2-29
Interception Returns-Yards	0-0	2-12
Punts (Number-Avg)	4-38.8	2-43.5
Fumbles-Lost	0-0	0-0
Penalties-Yards	6-45	8-75
Possession Time	21:39	38:21
Third-Down Conversions	1 of 10	9 of 15
Fourth-Down Conversions	1 of 3	1 of 1
Red-Zone Scores-Chances	1-1	6-7
Sacks By: Number-Yards	0-0	2-3

RUSHING LEADERS: SIU - Jerrian Parker 6-20; Willtrell Hartson 3-7; Allen Middleton 2-6; Michael Lindauer 4-4; Jake Curry 1-1; Jimmy Athans 1-0; Keontez Lewis 1-(-4). SDSU - Amar Johnson 14-157; Angel Johnson 9-50; Kirby Vorhees 9-39; Brenden Begeman 10-37; Quinton Renfro 2-6; Mark Gronowski 3-5; Jon Bell 1-(-5). **PASSING LEADERS:** SIU - Jake Curry 8-15-1 54; Michael Lindauer 12-17-1 145. SDSU - Mark Gronowski 11-17-0 185; Jon Bell 2-4-0 30. **RECEIVING LEADERS:** SIU - Keontez Lewis 6-59; Allen Middleton 5-94; Colton Hoag 3-14; Vinson Davis III 2-16. SDSU - Griffin Wilde 3-50; Amar Johnson 3-39; Angel Johnson 2-47; David Alpers 2-33; Lofton O'Groske 1-22; Marcus Preston 1-18; Kentrell Prejean 1-6. **INTERCEPTIONS:** SIU - none. SDSU - Matthew Durrance 2-12. **SACKS:** SIU - none. SDSU - Kobe Clayborne 1.0-2; Daeton Mcgaughy 1.0-1. **TACKLE LEADERS (UA-A-TOT):** SIU - Ubayd Steed 6-6-12; Ben Bogle 3-4-7; Andrew Behm 3-1-4; Jamir Conn 3-1-4; Sebastian Vargas 0-4-4. SDSU - Graham Spalding 3-3-6; Matthew Durrance 4-0-4; Chase Van Tol 2-2-4; Dalys Beaman 2-1-3; Kobe Clayborne 2-1-3; Trey Ridley 2-1-3; Joe Ollman 0-3-3.

#3/3 SDSU 45, #18 MISSOURI STATE 9

Nov. 23, 2024 • Plaster Stadium (Att.: 7,142)

SPRINGFIELD, Mo. — Third-ranked South Dakota State put together a balanced offensive attack and held another opponent out of the end zone in wrapping up the regular season with a convincing 45-9 victory at Missouri State Nov. 23 at Plaster Stadium.

With the win, the Jackrabbits improved to 10-2 overall and secured a share of their third consecutive Missouri Valley Football Conference title.

SDSU converted three times on third-down plays as it tied its longest drive of the season in terms of plays on the opening possession of the game. The Jackrabbits moved across midfield when Mark Gronowski found Kevin Brenner for 9 yards on a third-and-9 play, then closed out the 14-play, 81-yard march with a 9-yard touchdown run by Amar Johnson.

The Jackrabbit defense was locked in from the outset, forcing three-and-outs on each of the first two Missouri State possessions, highlighted by a sack from Bryce Hawthorne on the initial drive.

Brenner gave SDSU a 14-0 lead on the second play of the second quarter as he made a juggling catch on a Gronowski pass in the right flat to find the end zone from 10 yards out.

All the Missouri State scoring came in the second quarter on three field goals by Yousef Obeid. The Bears' kicker connected from 50 and 28 yards around a 40-yard field goal by his Jackrabbit counterpart, Hunter Dustman.

After Yousef's second field goal, the Jackrabbits couldn't corral a short kickoff which Missouri State recovered at the SDSU 2. However, the SDSU defense stood firm as Daeton Mcgaughy and Max Baloun combined on a 3-yard tackle for loss on the first play of the ensuing drive and consecutive incomplete passes forced the Bears to settle for a 28-yard field goal with 2 minutes and 13 seconds to play in the opening half.

SDSU worked the two-minute drill to near perfection with a combination of runs and passes. Gronowski completed a pass of 20 yards to Kentrell Prejean and ran for another 12 yards for a first down before a defensive pass interference call in the end zone placed the ball at the MSU 2. Three plays later and with four seconds remaining, Kirby Vorhees plunged in from 2 yards out to push the SDSU lead to 24-9 at the half.

The Jackrabbits scored again on their first drive of the second half as Johnson capped a five-play, 83-yard drive with his second touchdown of the game, this time from 3 yards out.

SDSU made it 2-for-2 on scoring drives in the third quarter when Griffin Wilde caught a short pass in the left flat, got a key block down field from fellow wide receiver Lofton O'Groske, and rolled 53 yards for a touchdown. Wilde finished the game with four catches for 139 yards, while Brenner added a career-high three receptions for 28 yards.

Meanwhile, the Jackrabbit defense harassed Missouri State quarterback Jacob Clark all afternoon, sacking him five times and breaking up six passes. Aaron Wolfcale-Holsten led the charge up front with 1.5 sacks while Tucker Large broke up three passes and linebacker Caleb Franci added two PBUs.

Clark ended the game 14-of-31 passing for 186 yards. D'Vontae Key was Clark's top target with five catches for 70 yards.

The Jackrabbit defense completely shut down the Missouri State running game, limiting the Bears to 34 net yards on the ground on 26 carries. Jacardia Wright, the Bears' leading rusher on the season, was held to 16 yards on nine carries.

Conversely, SDSU ran for 171 yards and threw for 276 in the contest to finish with a 447-220 advantage in total offense. Amar Johnson led the way in the rushing department with 58 yards on 12 carries. Kirby Vorhees added 30 yards on eight carries, including a 2-yard touchdown run midway through the fourth quarter to close out the scoring.



South Dakota State's defense kept an opponent out of the end zone for the fifth time in 12 regular season games, allowing only three field goals in a 45-9 victory at Missouri State.

Gronowski tallied 258 yards on 14-of-25 passing, with Jon Bell completing both of his attempts for 18 yards.

Adam Bock paced the Jackrabbit defense with six tackles, including a sack, and recovered a fumble after a strip-sack by Jarod DePriest in the fourth quarter. Large contributed five tackles.

Michael Teason registered a game-high eight tackles for Missouri State.

SCORE BY QUARTERS	1	2	3	4	FINAL
South Dakota State (10-2, 7-1)	7	17	14	7	45
Missouri State (8-4, 6-2)	0	9	0	0	9

SCORING SUMMARY

1st	7:53	SDSU	- Amar Johnson 9 yd run (Hunter Dustman kick)
2nd	14:17	SDSU	- Kevin Brenner 10 yd pass from Mark Gronowski (Dustman kick)
2nd	11:17	MSU	- Yousef Obeid 50 yd field goal
2nd	6:55	SDSU	- Dustman 40 yd field goal
2nd	2:13	MSU	- Obeid 28 yd field goal
2nd	1:43	MSU	- Obeid 23 yd field goal
2nd	00:04	SDSU	- Kirby Vorhees 2 yd run (Dustman kick)
3rd	11:08	SDSU	- Amar Johnson 3 yd run (Dustman kick)
3rd	7:47	SDSU	- Griffin Wilde 53 yd pass from Gronowski (Dustman kick)
4th	9:02	SDSU	- Vorhees 2 yd run (Dustman kick)

TEAM STATISTICS	SDSU	MSU
FIRST DOWNS	26	12
RUSHES-YARDS (NET)	41-171	26-34
PASSING YDS (NET)	276	186
Passes Att-Comp-Int	27-16-0	31-14-0
TOTAL OFFENSE PLAYS-YARDS	68-447	57-220
Punt Returns-Yards	5-13	1-0
Kickoff Returns-Yards	4-22	2-40
Interception Returns-Yards	0-0	0-0
Punts (Number-Avg)	4-46.8	6-46.7
Fumbles-Lost	3-1	1-1
Penalties-Yards	2-15	4-41
Possession Time	34:32	25:28
Third-Down Conversions	7 of 13	2 of 14
Fourth-Down Conversions	1 of 1	2 of 3
Red-Zone Scores-Chances	6-6	2-2
Sacks By: Number-Yards	5-22	2-13

RUSHING LEADERS: SDSU - Amar Johnson 12-58; Maxwell Woods 6-51; Angel Johnson 9-33; Kirby Vorhees 8-30; Mark Gronowski 5-6. MSU - Jacardia Wright 9-16; Jayden Becks 6-15; D'Vontae Key 1-14; Ramone Green 1-3; Jacob Clark 9-(-14). **PASSING LEADERS:** SDSU - Mark Gronowski 14-25-0 258; Jon Bell 2-2-0 18. MSU - Jacob Clark 14-31-0 186. **RECEIVING LEADERS:** SDSU - Griffin Wilde 4-139; Kevin Brenner 3-28; Kentrell Prejean 2-35; Angel Johnson 2-23. MSU - D'Vontae Key 5-70; Hunter Wood 2-17; Gary Clinton 2-14; Jacardia Wright 2-13. **INTERCEPTIONS:** SDSU - none. MSU - none. **SACKS:** SDSU - Aaron Wolfcale-Holsten 1.5-4; Bryce Hawthorne 1.0-11; Adam Bock 1.0-3; Jarod DePriest 1.0-3; Reis Kirschenman 0.5-1. MSU - Darion Smith 1.0-2; Caleb Dietlin 9.5-6; Mitchell Toney 0.5-5. **TACKLE LEADERS (UA-A-TOT):** SDSU - Adam Bock 2-4-6; Tucker Large 4-1-5; Jalen B. Lee 2-2-4; Caleb Franci 3-0-3; Graham Spalding 1-2-3; Jarod DePriest 2-1-3. MSU - Michael Teason 5-3-8; P.J. Hall 3-4-7; Kanye Young 3-4-7; Tahj Chambers 2-4-6.

#3/3 SDSU 35, #13/13 MONTANA 18

Dec. 7, 2024 • Dana J. Dykhouse Stadium (Att.: 10,376)

Mark Gronowski accounted for four touchdowns — two passing and two rushing — as two-time defending champion South Dakota State opened its Football Championship Subdivision playoff push with a 35-18 victory over Montana Saturday afternoon at Dana J. Dykhouse Stadium.

In winning the rematch between the two teams that played in last season's national championship game, the third-seeded Jackrabbits improved to 11-2 overall. Montana, seeded 14th, ended its season with a 9-5 record.

The Grizzlies took advantage of an SDSU turnover near midfield on the Jackrabbits' opening drive of the game to draw first blood with a 34-yard field goal by Ty Morrison.

Gronowski and the Jacks quickly responded with a nine-play, 57-yard scoring drive on the ensuing possession. With the ball at the Montana 22, Gronowski threw a lateral to tight end Kevin Brenner, who then threw the ball back to Gronowski for a 21-yard gain. One play later, Gronowski plunged in from a yard out to give SDSU a lead it would not relinquish.

SDSU extended its lead to 21-3 with a pair of touchdowns as the Jackrabbits continued their recent second-quarter dominance. Gronowski connected with sophomore wide receiver on consecutive pass plays of 38 and 34 yards with the latter resulting in a touchdown for the first score of the period. The duo hooked up again in the final minute of the half on a third-and-18 play in which Wilde caught the ball at the 5-yard line in the right flat and extended the ball inside the pylon for a 24-yard touchdown.

Wilde, who topped the 1,000-yard mark for receiving on the season, led all players with seven catches for 114 yards.

SDSU racked up 12 minutes of possession time in a scoreless third quarter, but again found the end zone two plays into the fourth quarter on Gronowski's second 1-yard touchdown run of the game. That capped a 12-play, 73-yard march in which all but eight yards came on the ground.

The Jackrabbits rushed for 222 yards and held a 399-306 advantage in total offense. Gronowski was an efficient 12-of-16 passing for 151 yards. Amar Johnson led the rushing attack with 103 yards on 16 carries, while Angel Johnson shook off an early fumble to gain 91 yards on 13 carries.

SDSU's lead grew to 35-3 66 seconds later when Adam Bock picked off a pass that was initially deflected by Matthew Durrance and broke a couple tackles before scoring from 40 yards out. Bock registered a team-high eight tackles while redshirt freshman defensive tackle Bryce Hawthorne was credited with 1.5 sacks and 2.5 tackles for loss.

Montana put together a couple scoring drives down the stretch as Keali'i Ah Yat tossed touchdown passes of 44 yards to Sawyer Racanelli and 9 yards to Keelan White. Ah Yat, who played the entire game at quarterback after Montana had rotated signal-callers for much of the season, completed 19-of-32 passes for 231 yards and also was the leading rusher for the Griz with 25 yards on nine carries.

The Jackrabbit defense limited Montana to 75 net yards rushing on 29 carries. The bulk of the Grizzlies' yards on the ground came on back-to-back plays in the second quarter, when Ah Yat scrambled for 27 yards and Xavier Harris picked up 21 yards on an end around. Montana's drive ended on the next play on a red-zone interception by Jackrabbit safety Tucker Large.

Montana safety Ryder Meyer led all players with 10 tackles.



Quarterback Mark Gronowski rushed for two touchdowns and passed for two more as South Dakota State opened postseason play with a 25-18 home win over Montana.

SCORE BY QUARTERS	1	2	3	4	FINAL
Montana (9-5)	3	0	0	15	18
South Dakota State (11-2)	7	14	0	14	35

SCORING SUMMARY

1st	8:01	MONT	- Ty Morrison 34 yd field goal
1st	2:44	SDSU	- Mark Gronowski 1 yd run (Hunter Dustman kick)
2nd	12:33	SDSU	- Griffin Wilde 34 yd pass from Gronowski (Dustman kick)
2nd	00:57	SDSU	- Wilde 24 yd pass from Gronowski (Dustman kick)
4th	14:41	SDSU	- Gronowski 1 yd run (Dustman kick)
4th	13:35	SDSU	- Adam Bock 40 yd interception return (Dustman kick)
4th	9:41	MONT	- Sawyer Racanelli 44 yd pass from Keali'i Ah Yat (Morrison kick)
4th	00:04	MONT	- Keelan White 9 yd pass from Ah Yat (Erik Barker pass from Ah Yat)

TEAM STATISTICS	MONT	SDSU
FIRST DOWNS	16	19
RUSHES-YARDS (NET)	29-75	42-222
PASSING YDS (NET)	231	177
Passes Att-Comp-Int	32-19-2	18-14-0
TOTAL OFFENSE PLAYS-YARDS	61-306	60-399
Punt Returns-Yards	2-0	1-5
Kickoff Returns-Yards	5-83	2-31
Interception Returns-Yards	0-0	2-66-1
Punts (Number-Avg)	5-46.0	3-41.0
Fumbles-Lost	0-0	1-1
Penalties-Yards	5-25	3-15
Possession Time	26:04	33:56
Third-Down Conversions	5 of 13	7 of 12
Fourth-Down Conversions	1 of 1	1 of 1
Red-Zone Scores-Chances	2-2	3-3
Sacks By: Number-Yards	1-8	3-29

RUSHING LEADERS: MONT - Keali'i Ah Yat 9-25; Xavier Harris 1-21; Eli Gillman 10-12; Malae Fonoti 4-12; Lekeldrick Bridges 1-5; Junior Bergen 1-2; Stevie Rocker Jr. 1-(-2). SDSU - Amar Johnson 16-103; Angel Johnson 13-91; Kirby Vorhees 6-22; Mark Gronowski 5-4; Maxwell Woods 1-3. **PASSING LEADERS:** MONT - Keali'i Ah Yat 19-32-2 231. SDSU - Mark Gronowski 12-16-0 151; Kevin Brenner 1-1-0 21; Jon Bell 1-1-0 5. **RECEIVING LEADERS:** MONT - Keelan White 5-68; Sawyer Racanelli 3-66; Malae Fonoti 3-19; Xavier Harris 2-32; Junior Bergen 2-17; Evan Shafer 2-15. SDSU - Griffin Wilde 7-114; Kentrell Prejean 2-5; Mark Gronowski 1-21; Amar Johnson 1-16; Kevin Brenner 1-8; David Alpers 1-8; Kirby Vorhees 1-5. **INTERCEPTIONS:** MONT - none. SDSU - Adam Bock 1-40; Tucker Large 1-26. **SACKS:** MONT - Hayden Harris 1.0-8. SDSU - Bryce Hawthorne 1.5-13; Reis Kirschenman 1.0-12; Dawson Ripperda 0.5-4. **TACKLE LEADERS (UA-A-TOT):** MONT - Ryder Meyer 7-3-10; Jaxon Lee 7-1-8; Henry Nuce 5-2-7; Geno Leonard 1-5-6; Noah Kaschmitter 2-3-5. SDSU - Adam Bock 6-2-8; Kolten Tilford 4-0-4; Kobe Clayborne 3-1-4; Chase Van Tol 3-1-4; Matthew Durrance 3-1-4; Joe Ollman 3-1-4; Jarod DePriest 2-2-4; Bryce Hawthorne 2-2-4.

ACTIVE CAREER LEADERS

PASSING

Completions

Mark Gronowski	734
Chase Mason	33
Jon Bell	7
Kevin Brenner	1

Passing Yards

Mark Gronowski	9,931
Chase Mason	400
Jon Bell	73
Kevin Brenner	21

Passing Touchdowns

Mark Gronowski	89
Chase Mason	3
Jon Bell	1

RUSHING

Rushing Attempts

Amar Johnson	504
Mark Gronowski	345
Angel Johnson	167
Kirby Vorhees	67
Chase Mason	56
Maxwell Woods	27
Brenden Begeman	18
Jon Bell	4
Quinton Renfro	2
Graham Goering	1
Griffin Wilde	1

Rushing Yards

Amar Johnson	2,985
Mark Gronowski	1,700
Angel Johnson	1,273
Chase Mason	602
Kirby Vorhees	538
Maxwell Woods	173
Brenden Begeman	64
Graham Goering	6
Quinton Renfro	6
Griffin Wilde	6
Jon Bell	1

Rushing Touchdowns

Mark Gronowski	34
Amar Johnson	27
Angel Johnson	9
Chase Mason	8
Kirby Vorhees	7
Maxwell Woods	1

RECEIVING

Receptions

Griffin Wilde	83
Amar Johnson	54
Graham Goering	37
Angel Johnson	23
Kentrell Prejean	18
Davin Stoffel	13
Lofton O'Groske	11
David Alpers	8
Kevin Brenner	8
Devon Cole Jr.	8
Greyton Gannon	7
Mark Gronowski	5
Marcus Preston	4
Maxwell Woods	4
Chase Mason	2
Elijah Ervin	2
Kirby Vorhees	1

Receiving Yards

Griffin Wilde	1,413
Graham Goering	517
Amar Johnson	488
Angel Johnson	243
Davin Stoffel	157
Lofton O'Groske	129

Kentrell Prejean	126
David Alpers	105
Devon Cole Jr.	97
Greyton Gannon	91
Mark Gronowski	66
Kevin Brenner	65
Marcus Preston	44
Elijah Ervin	13
Maxwell Woods	13
Kirby Vorhees	5
Chase Mason	-2

Receiving Touchdowns

Griffin Wilde	16
Graham Goering	4
Kevin Brenner	2
Amar Johnson	2
Greyton Gannon	1
Mark Gronowski	1
Angel Johnson	1
Lofton O'Groske	1
Kentrell Prejean	1
Marcus Preston	1

DEFENSE

Total Tackles

Adam Bock	427
Graham Spalding	201
Cale Reeder	169
Colby Huerter	132
Dalys Beanum	125
Caleb Franci	122
Tucker Large	99
Daeton Mcgaughy	92
Matthew Durrance	90
Jarod DePriest	74
Steven Arrell	64
Aydan Dautermann	37
Max Baloun	35
Jalen B. Lee	32
Chase Van Tol	31
Colby Humphrey	30
Kobe Clayborne	28
Aaron Kusler	28
Bryce Hawthorne	27
Aaron Wolfcale-Holsten	25
Dawson Ripperda	22
Kolten Tilford	22
Levi Vanden Bos	20
Dontay Johnson	19
Joe Ollman	18
Zac Wilson	18
Randy Keumogne	17
Noah Thompson	11
Logan Green	10
Bryce Johnson	9
Reis Kirschenman	8
Blake Peterson	6
Nick Wells	6
Abe Hoskins III	5
Trey Ridley	4
Cody Cotton	2
Kytan Fyfe	1
Fernando Lecuona	1
Mac Muller	1
Anthony Palano	1

Tackles For Loss

Adam Bock	33.0
Graham Spalding	14.5
Jarod DePriest	12.0
Colby Huerter	10.0
Max Baloun	9.5
Caleb Franci	9.5
Daeton Mcgaughy	7.0
Bryce Hawthorne	6.5
Cale Reeder	6.5

Zac Wilson	6.0
Aaron Wolfcale-Holsten	6.0
Dawson Ripperda	5.5
Reis Kirschenman	5.0
Levi Vanden Bos	5.0

Dalys Beanum	4.5
Logan Green	3.5
Steven Arrell	3.0
Dalys Beanum	3.0
Jarod DePriest	3.0
Graham Spalding	3.0
Max Baloun	3.0
Kytan Fyfe	2.0
Logan Green	2.0
Cullen McShane	2.0
Cale Reeder	1.5
Tucker Large	1.0
Kolten Tilford	1.0
Aydan Dautermann	0.5
Aaron Kusler	0.5

Sacks

Adam Bock	13.5
Jarod DePriest	8.0
Bryce Hawthorne	4.5
Aaron Wolfcale-Holsten	4.5
Max Baloun	4.0
Zac Wilson	4.0
Daeton Mcgaughy	3.0
Kobe Clayborne	2.5
Reis Kirschenman	2.5
Dawson Ripperda	2.5
Graham Spalding	2.0
Randy Keumogne	1.5
Levi Vanden Bos	1.5
Caleb Franci	1.0
Logan Green	1.0
Colby Huerter	1.0
Cale Reeder	1.0
Aaron Kusler	0.5

Interceptions

Dalys Beanum	12
Tucker Large	7
Adam Bock	4
Colby Huerter	4
Cale Reeder	4
Graham Spalding	4
Steven Arrell	3
Matthew Durrance	3
Daeton Mcgaughy	3
Aydan Dautermann	1
Caleb Franci	1
Colby Humphrey	1
Kolten Tilford	1

Interception Return Touchdowns

Dalys Beanum	2
Adam Bock	2
Colby Huerter	1
Tucker Large	1

Pass Breakups

Dalys Beanum	21
Tucker Large	15
Steven Arrell	8
Caleb Franci	8
Cale Reeder	8
Graham Spalding	7
Adam Bock	6
Aydan Dautermann	6
Daeton Mcgaughy	5
Matthew Durrance	4
Jarod DePriest	3
Colby Huerter	3
Colby Humphrey	3
Dontay Johnson	3
Max Baloun	1
Bryce Johnson	1

Aaron Kusler	1
Jalen B. Lee	1
Joe Ollman	1
Noah Thompson	1

Forced Fumbles

Adam Bock	5
Steven Arrell	3
Dalys Beanum	2
Jarod DePriest	2
Graham Spalding	2
Max Baloun	1
Kytan Fyfe	1
Logan Green	1
Cullen McShane	1
Cale Reeder	1
Chase Van Tol	1

Fumble Recoveries

Caleb Franci	3
Steven Arrell	2
Adam Bock	2
Matthew Durrance	2
Dalys Beanum	1
Kobe Clayborne	1
Aydan Dautermann	1
Jarod DePriest	1
Daeton Mcgaughy	1
Dawson Ripperda	1
Graham Spalding	1

Fumble Recoveries/Returns for TDs

Matthew Durrance	1
------------------	---

RETURNS

Punt Returns

Tucker Large	21
Dalys Beanum	15
Devon Cole Jr.	2
Matthew Durrance	2
Kentrell Prejean	2
Kevin Brenner	1
Maxwell Woods	1
Noah Thompson	*0

*Second half of blocked punt return

Punt Return Yards

Tucker Large	396
Dalys Beanum	149
Matthew Durrance	55
Noah Thompson	49
Kentrell Prejean	43
Devon Cole Jr.	26
Maxwell Woods	2

Punt Return Touchdowns

Dalys Beanum	1
Matthew Durrance	1
Tucker Large	1
Noah Thompson	1

Kickoff Returns

Amar Johnson	21
Angel Johnson	15
Kirby Vorhees	3
Kevin Brenner	2
Graham Goering	2
Bryce Johnson	2
Maxwell Woods	2
David Alpers	1
Aaron Kusler	1
Kentrell Prejean	1
Kolten Tilford	1

Kickoff Return Yards

Amar Johnson	440
Angel Johnson	328
Kevin Brenner	33
Graham Goering	26
Maxwell Woods	24
Kirby Vorhees	23
Maxwell Woods	19
Bryce Johnson	16
Kentrell Prejean	7
David Alpers	6
Kolten Tilford	-12

Kickoff Return Touchdowns

Angel Johnson	1
---------------	---

SCORING

Total Points

Hunter Dustman	334
Mark Gronowski	212
Amar Johnson	174
Griffin Wilde	96
Angel Johnson	66
Chase Mason	48
Kirby Vorhees	42
Graham Goering	24
Dalys Beanum	18
Adam Bock	14
Kevin Brenner	12
Matthew Durrance	12
Tucker Large	12
Greyton Gannon	6
Colby Huerter	6
Gus Miller	6
Lofton O'Groske	6
Kentrell Prejean	6
Marcus Preston	6
Davin Stoffel	6
Noah Thompson	6
Maxwell Woods	6
Jack Stevens	2

Total Touchdowns

Mark Gronowski	35
Amar Johnson	29
Griffin Wilde	16
Angel Johnson	11
Chase Mason	8
Kirby Vorhees	7
Graham Goering	4
Dalys Beanum	3
Adam Bock	2
Kevin Brenner	2
Matthew Durrance	2
Tucker Large	2
Greyton Gannon	1
Colby Huerter	1
Gus Miller	1
Lofton O'Groske	1
Kentrell Prejean	1
Marcus Preston	1
Davin Stoffel	1
Noah Thompson	1
Maxwell Woods	1

Field Goals

Hunter Dustman	49
----------------	----

Extra Points

Hunter Dustman	187
Jack Stevens	2

2-Point Conversions

Mark Gronowski	1
----------------	---

Defensive Extra Points

Adam Bock	1
-----------	---

QUARTERBACKS



5-JON BELL

6-3, 195, Jr.

Naperville, Illinois • Naperville North H.S.

SINGLE-GAME CAREER HIGHS

Completions: 2, vs. Southern Illinois, 11-16-2024, and at Missouri State, 11-23-2204

Passing Attempts: 4, vs. Western Oregon, 8-31-2023, and vs. Southern Illinois, 11-16-2024

Passing Yards: 30, vs. Southern Illinois, 11-16-2024

Long Pass: 18 yards, to Marcus Preston, vs. Southern Illinois, 11-16-2024

Touchdown Passes: 1, vs. Youngstown State, 10-12-2024

Rushing Attempts: 2, vs. Western Oregon, 8-31-2023

Rushing Yards: 13, vs. Western Oregon, 8-31-2023

Long Rush: 11 yards, vs. Western Oregon, 8-31-2023



11-MARK GRONOWSKI

6-3, 230, Sr.

Naperville, Illinois • Neuqua Valley H.S.

SINGLE-GAME CAREER HIGHS

Completions: 22, at Missouri State, 9-24-2022, and vs. Indiana State, 10-29-2022

Passing Attempts: 36, at Oklahoma State, 8-31-2024

Passing Yards: 323, vs. Missouri State, 11-18-2023

Long Pass: 76 yards (for TD) to Jaxon Janke, at North Dakota, 2-27-2021

Touchdown Passes: 5, vs. Drake, 9-16-2023

Interceptions: 2, three times (last: vs. Augustana, 9-14-2024)

Rushing Attempts: 16, at North Dakota State, 4-17-2021

Rushing Yards: 142, vs. Southern Illinois, 5-2-2021

Long Rush: 80 yards (for TD), vs. Western Illinois, 3-6-2021

Rushing Touchdowns: 2, five times (last: vs. Augustana, 9-14-2024)

Receptions: 1, five times (last: vs. Montana, 12-7-2024)

Receiving Yards: 24, vs. Delaware, 5-8-2021

Long Reception: 24 yards (for TD), vs. Delaware, 5-8-2021

Receiving Touchdowns: 1, vs. Delaware, 5-8-2021



7-CHASE MASON

6-4, 230, Jr.

Hurley, South Dakota • Viborg-Hurley H.S./Nebraska

SINGLE-GAME CAREER HIGHS

Completions: 10, vs. Murray State, 11-2-2024

Passing Attempts: 16, vs. Murray State, 11-2-2024

Passing Yards: 82, vs. Murray State, 11-2-2024

Long Pass: 71 yards (for TD), to Griffin Wilde, vs. UAibany, 12-15-2023

Touchdown Passes: 1, three times (last: vs. Murray State, 11-2-2024)


Rushing Attempts: 7, three times (last: vs. Murray State, 11-2-2024)

Rushing Yards: 161, vs. Youngstown State, 10-12-2024

Long Rush: 69 yards (for TD), vs. Drake, 9-16-2023, and vs. Youngstown State, 10-12-2024

Rushing Touchdowns: 2, vs. Youngstown State, 10-12-24

RUNNING BACKS



24-BRENDEN BEGEMAN

6-2, 220, R-Fr.

Selby, South Dakota • Selby Area H.S.

SINGLE-GAME CAREER HIGHS

Rushing Attempts: 10, vs. Southern Illinois, 11-16-2024

Rushing Yards: 37, vs. Southern Illinois, 11-16-2024

Long Rush: 13 yards, at North Dakota, 11-9-2024

Rushing Touchdowns: N/A



3-AMAR JOHNSON

5-10, 205, Sr.

O'Fallon, Missouri • Chaminade College Prep

SINGLE-GAME CAREER HIGHS

Rushing Attempts: 19, vs. Incarnate Word, 9-7-2024

Rushing Yards: 157, vs. Southern Illinois, 11-16-2024

Long Rush: 55 yards, vs. North Dakota State, 1-8-2023

Rushing Touchdowns: 2, five times (last: vs. Missouri State, 11-23-2024)

Receptions: 4, at Northern Iowa, 10-5-2024

Receiving Yards: 39, vs. Southern Illinois, 11-16-2024

Long Reception: 34 yards, at Indiana State, 9-25-2021

Receiving Touchdowns: 1, vs. Montana State, 12-17-2022, and vs. Murray State, 11-2-2024


Total Touchdowns: 2, seven times (last: vs. Missouri State, 11-23-2024)

Kickoff Returns: 3, vs. Missouri State, 11-18-2023

Kickoff Return Yards: 73, vs. Drake, 9-16-2023

Long Kickoff Return: 51 yards, vs. Drake, 9-16-2023

All-Purpose Yards: 196, vs. Southern Illinois, 11-16-2024



21-ANGEL JOHNSON

5-9, 195, Jr.

Viborg, South Dakota • Viborg-Hurley H.S.

SINGLE-GAME CAREER HIGHS

Rushing Attempts: 14, vs. South Dakota, 10-26-2024

Rushing Yards: 132, vs. Murray State, 11-2-2024

Long Rush: 80 yards (for TD), vs. Mercer, 12-2-2023

Rushing Touchdowns: 2, vs. Drake, 9-16-2023

Receptions: 4, at North Dakota State, 10-19-2024

Receiving Yards: 76, at Northern Iowa, 10-5-2024

Long Reception: 66 yards (for TD), at Northern Iowa, 10-5-2024

Kickoff Returns: 4, at Oklahoma State, 8-31-2024

Kickoff Return Yards: 114, vs. Youngstown State, 10-12-2024

Long Kick Return: 99 yards (for TD), vs. Youngstown State, 10-12-2024

All-Purpose Yards: 156, vs. Youngstown State, 10-12-2024



35-QUINTON RENFRO

5-11, 185, Fr.

Joplin, Missouri • Joplin H.S.

SINGLE-GAME CAREER HIGHS

Rushing Attempts: 2, vs. Southern Illinois, 11-16-2024

Rushing Yards: 6, vs. Southern Illinois, 11-16-2024

Long Rush: 4 yards, vs. Southern Illinois, 11-16-2024

Rushing Touchdowns: N/A

RUNNING BACKS (cont.)



20-KIRBY VORHEES

5-11, 205, R-Fr.

Lutz, Florida • Steinbrenner H.S.

SINGLE-GAME CAREER HIGHS

Rushing Attempts: 9, at North Dakota, 11-9-2024, and vs. Southern Illinois, 11-16-2024

Rushing Yards: 179, at Southeastern Louisiana, 9-21-2024

Long Rush: 80 yards (for TD), at Southeastern Louisiana, 9-21-2024

Rushing Touchdowns: 3, at Southeastern Louisiana, 9-21-2024

Kickoff Returns: 2, vs. Incarnate Word, 9-7-2024

Long Kickoff Return: 5 yards, vs. Incarnate Word, 9-7-2024

All-Purpose Yards: 179, at Southeastern Louisiana, 9-21-2024



12-GRAHM GOERING

6-2, 200, Jr.

Iowa City, Iowa • Iowa City West H.S.

SINGLE-GAME CAREER HIGHS

Receptions: 6, vs. South Dakota, 10-26-2024

Receiving Yards: 69, at Oklahoma State, 8-31-2024

Long Reception: 45 yards (for TD), vs. Youngstown State, 10-12-2024

Receiving Touchdowns: 1, four times (last: vs. Youngstown State, 10-12-2024)

Kickoff Returns: 1, vs. Western Oregon, 8-31-2023, and vs. Villanova, 12-9-2023

Long Kickoff Return: 30 yards, vs. Western Oregon, 8-31-2023



34-MAXWELL WOODS

5-10, 185, Fr.

Carver, Minnesota • Chanhassen H.S.

SINGLE-GAME CAREER HIGHS

Rushing Attempts: 11, vs. Murray State, 11-2-2024

Rushing Yards: 61, vs. Augustana, 9-14-2024

Long Rush: 44 yards, vs. Augustana, 9-14-2024

Rushing Touchdowns: 1, vs. Murray State, 11-2-2024

Receptions: 2, vs. Augustana, 9-14-2024, and vs. Murray State, 11-2-2024

Receiving Yards: 9, vs. Augustana, 9-14-2024

Long Reception: 9 yards, vs. Augustana, 9-14-2024

Kickoff Returns: 1, vs. Augustana, 9-14-2024

Kickoff Return Yards: 24, vs. Montana, 12-7-2024

Long Kickoff Return: 24 yards, vs. Montana, 12-7-2024

All-Purpose Yards: 89, vs. Augustana, 9-14-2024



4-KENTRELL PREJEAN

5-8, 160, R-Fr.

Lafayette, Louisiana • Tuerlings Catholic H.S.

SINGLE-GAME CAREER HIGHS

Receptions: 3, vs. Augustana, 9-14-2024

Receiving Yards: 35, at Missouri State, 11-23-2024

Long Reception: 20 yards, at Missouri State, 11-23-2024

Receiving Touchdowns: 1, at Northern Iowa, 10-5-2024

Punt Returns: 1, at Southeastern Louisiana, 9-21-2024, and vs. Murray State, 11-2-2024

Punt Return Yards: 27, vs. Murray State, 11-2-2024

Long Punt Return: 27 yards, vs. Murray State, 11-2-2024

Kickoff Returns: 1, vs. Montana, 12-7-2024

Kickoff Return Yards: 7, vs. Montana, 12-7-2024

Long Kickoff Return: 7 yards, vs. Montana, 12-7-2024

All-Purpose Yards: 36, vs. Murray State, 11-2-2024



80-LOFTON O'GROSKE

6-2, 200, Fr.

Coon Rapids, Minnesota • Coon Rapids H.S.

SINGLE-GAME CAREER HIGHS

Receptions: 5, vs. Murray State, 11-2-2024

Receiving Yards: 50, vs. Murray State, 11-2-2024

Long Reception: 22 yards, vs. Southern Illinois, 11-16-2024

Receiving Touchdowns: 1, vs. Murray State, 11-2-2024



15-DEVON COLE JR.

5-10, 185, Sr.

Clermont, Florida • Lake Minneola H.S.

SINGLE-GAME CAREER HIGHS

Receptions: 2, vs. Western Oregon, 8-31-2023

Receiving Yards: 32, vs. Mercer, 12-2-2023

Long Reception: 32 yards, vs. Mercer, 12-2-2023

Receiving Touchdowns: N/A

Punt Returns: 1, at Youngstown State, 10-30-2021, and vs. Drake, 9-16-2023

Long Punt Return: 24 yards, vs. Drake, 9-16-2023



2-MARCUS PRESTON

6-2, 200, Sr.

Lawrence, Kansas • Free State H.S./North Dakota

SINGLE-GAME CAREER HIGHS

Receptions: 1, four times (last: at Missouri State, 11-23-2024)

Receiving Yards: 20, vs. Drake, 9-16-2023

Long Reception: 20 yards, vs. Drake, 9-16-2023

Receiving Touchdowns: 1, vs. Youngstown State, 10-12-2024



6-ELIJAH ERVIN

6-1, 195, Jr.

Phoenix, Arizona • Desert Vista H.S./Snow College

SINGLE-GAME CAREER HIGHS

Receptions: 1, vs. Augustana, 9-14-2024, and vs. Murray State, 11-2-2024

Receiving Yards: 8, vs. Augustana, 9-14-2024

Long Reception: 8 yards, vs. Augustana, 9-14-2024

Receiving Touchdowns: N/A

CAREER HIGHS – OFFENSE

WIDE RECEIVERS (cont.)



18-GRIFFIN WILDE

6-2, 200, So.

Sioux Falls, South Dakota • Jefferson H.S.

SINGLE-GAME CAREER HIGHS

Receptions: 10, vs. Incarnate Word, 9-7-2024
 Receiving Yards: 150, at Oklahoma State, 8-31-2024
 Long Reception: 71 yards (for TD), vs. UAlbany, 12-15-2023
 Receiving Touchdowns: 3, at North Dakota, 11-9-2024
 Kickoff Returns: 1, three times (last: vs. Villanova, 12-9-2023)
 Long Kick Return: 40 yards, at Youngstown St., 11-11-2023
 All-Purpose Yards: 150, at Oklahoma State, 8-31-2024

TIGHT ENDS



83-DAVID ALPERS

6-6, 240, So.

Sioux Falls, South Dakota • O’Gorman H.S.

SINGLE-GAME CAREER HIGHS

Receptions: 2, vs. Southern Illinois, 11-16-2024
 Receiving Yards: 33, vs. Southern Illinois, 11-16-2024
 Long Reception: 17 yards, vs. Southern Illinois, 11-16-2024
 Receiving Touchdowns: N/A



44-KEVIN BRENNER

6-3, 240, Sr.


Silver Lake, Wisconsin • Wilmot Union H.S.

SINGLE-GAME OFFENSIVE CAREER HIGHS

Receptions: 3, at Missouri State, 11-23-2024
 Receiving Yards: 28, at Missouri State, 11-23-2024
 Long Reception: 15 yards, at Youngstown State, 11-11-2023
 Receiving Touchdowns: 1, vs. Drake, 9-16-2023, and at Missouri State, 11-23-2024
 Long Kickoff Return: 14 yards, vs. UAlbany, 12-15-2023
 Pass Completions/Attempts: 1, vs. Montana, 12-7-2024
 Passing Yards: 21, vs. Montana, 12-7-2024

SINGLE-GAME DEFENSIVE CAREER HIGHS

Solo Tackles: 2, three times (last: vs. Montana, 1-7-2024)
 Assisted Tackles: 2, vs. UC Davis, 9-10-2022
 Total Tackles: 4, vs. UC Davis, 9-10-2022
 Tackles for Loss: 1.0, at Colorado State, 9-3-2021, and vs. Lindenwood, 9-11-2021



88-GREYTON GANNON

6-4, 235, So.

Eagle, Wisconsin • Mukwonago H.S.

SINGLE-GAME CAREER HIGHS

Receptions: 2, at Oklahoma State, 8-31-2024, and vs. Incarnate Word, 9-7-2024
 Receiving Yards: 47, vs. Incarnate Word, 9-7-2024
 Long Reception: 41 yards (for TD), vs. Incarnate Word, 9-7-2024
 Receiving Touchdowns: 1, vs. Incarnate Word, 9-7-2024



87-DAVIN STOFFEL


6-6, 250, R-Fr.

Mosinee, Wisconsin • Mosinee H.S.

SINGLE-GAME CAREER HIGHS

Receptions: 3, vs. Murray State, 11-2-2024
 Receiving Yards: 60, vs. Murray State, 11-2-2024
 Long Reception: 41 yards, vs. Murray State, 11-2-2024
 Receiving Touchdowns: 1, vs. Youngstown State, 10-12-24

SPECIALISTS



10-HUNTER DUSTMAN

6-4, 225, Sr.

East Bethel, Minnesota • St. Francis H.S.


SINGLE-GAME PLACEKICKING CAREER HIGHS

Field Goals Made: 4, vs. North Dakota State, 11-4-2023
 Field Goals Attempted: 4, vs. North Dakota State, 11-4-2023

Long Field Goal: 49 yards, at South Dakota, 10-28-2023
 Extra Points Made: 10, vs. Drake, 9-16-2023
 Extra Points Attempted: 10, vs. Drake, 9-16-2023
 Total Points: 15 (4 FG, 3 PAT), vs. North Dakota State, 11-4-2023

SINGLE-GAME PUNTING CAREER HIGHS

Punts: 11, at Iowa, 9-3-2022
 Punt Average (Min. 3 Punts): 54.2 yards (on 4 attempts), at Southern Illinois, 10-21-2023
 Punts Inside 20: 3, at Sacramento State, 12-4-2021, and vs. South Dakota, 10-8-2022
 Long Punt: 62 yards, at Southern Illinois, 10-21-2023




41-MAX PELHAM

6-1, 195, Jr.

Ankeny, Iowa • Ankeny H.S./MSU, Mankato

SINGLE-GAME CAREER HIGHS

Punts: 1, vs. Youngstown State, 10-12-2024
 Punt Average (Min. 3 Punts): N/A
 Punts Inside 20: 1, vs. Youngstown State, 10-12-2024
 Long Punt: 44 yards, vs. Youngstown State, 10-12-2024



99-JACK STEVENS


6-0, 160, Fr.

North Augusta, S.C. • North Augusta H.S.

SINGLE-GAME CAREER HIGHS

Extra Points Made: 2, vs. Youngstown State, 10-12-2024
 Extra Points Attempted: 2, vs. Youngstown State, 10-12-24
 Field Goals Attempted: 1, vs. Southern Illinois, 11-16-2024
 Total Points: 2, vs. Youngstown State, 10-12-2024

DEFENSIVE ENDS



90-RANDY KEUMOGNE

6-2, 240, Sr.

Oakdale, Minnesota • Tartan H.S.

SINGLE-GAME CAREER HIGHS

Solo Tackles: 1, eight times (last: at Missouri State, 11-23-2024)

Assisted Tackles: 2, at Southeastern Louisiana, 9-21-2024

Total Tackles: 2, at Southeastern Louisiana, 9-21-2024,

and vs. Youngstown State, 10-12-2024

Tackles for Loss: 1.0, at North Dakota State, 4-17-2021,

and vs. Youngstown State, 10-12-2024

Sacks: 1.0, at North Dakota State, 4-17-2021



99-DAWSON RIPPERDA

6-4, 245, So.

Larchwood, Iowa • West Lyon H.S./

Northern Illinois

SINGLE-GAME CAREER HIGHS

Solo Tackles: 3, vs. Murray State, 11-2-2024

Assisted Tackles: 2, three times (last: vs. Youngstown State, 10-12-2024)

Total Tackles: 4, vs. Augustana, 9-14-2024, and vs.

Murray State, 11-2-2024

Tackles for Loss: 1.5, vs. Augustana, 9-14-2024

Sacks: 1.5, vs. Augustana, 9-14-2024

Fumble Recoveries: 1, at North Dakota, 11-9-2024



97-REIS KIRSCHENMAN

6-4, 245, R-Fr.

Tea, South Dakota • Tea Area H.S.

SINGLE-GAME CAREER HIGHS

Solo Tackles: 2, at North Dakota, 11-9-2024

Assisted Tackles: 1, three times (last: at Missouri State, 11-23-2024)

Total Tackles: 2, vs. Augustana, 9-14-2024, and vs. North Dakota, 11-9-2024

Tackles for Loss: 1.0, four times (last: vs. Montana, 12-7-2024)

Sacks: 1.0, at North Dakota, 11-9-2024, and vs. Montana, 12-7-2024



57-LEVI VANDEN BOS

6-3, 250, Jr.

Rock Valley, Iowa • Western Christian H.S.

SINGLE-GAME CAREER HIGHS


Solo Tackles: 3, at North Dakota, 11-9-2024

Assisted Tackles: 3, at Southeastern Louisiana, 9-21-2024

Total Tackles: 3, three times (last: at North Dakota, 11-9-2024)

Tackles for Loss: 1.0, five times (last: at North Dakota, 11-9-2024)

Sacks: 1.0, vs. Dixie State, 10-2-2021



56-FERNANDO LECUONA

6-2, 240, Fr.

Omaha, Nebraska • Millard South H.S.


SINGLE-GAME CAREER HIGHS

Solo Tackles: 1, at Northern Iowa, 10-5-2024

Assisted Tackles: N/A

Total Tackles: 1, at Northern Iowa, 10-5-2024

Tackles for Loss: N/A



50-NICK WELLS

6-4, 260, R-Fr.

Sioux City, Iowa • East H.S.

SINGLE-GAME CAREER HIGHS

Solo Tackles: 1, at Southeastern Louisiana, 9-21-2024

Assisted Tackles: 3, at Northern Iowa, 10-5-2024

Total Tackles: 3, at Southeastern Louisiana, 9-21-2024, and at Northern Iowa, 10-5-2024

Tackles for Loss: 2.0, at Southeastern Louisiana, 9-21-2024



8-BLAKE PETERSON

6-4, 255, Grad.

Beresford, South Dakota • Beresford H.S./ Iowa State

SINGLE-GAME CAREER HIGHS

Solo Tackles: 2, vs. Western Oregon, 8-31-2023

Assisted Tackles: 1, three times (last: vs. Northern Iowa, 10-14-2023)

Total Tackles: 3, vs. Western Oregon, 8-31-2023

Tackles for Loss: 1.0, vs. Northern Iowa, 10-14-2023



95-ZAC WILSON

6-4, 245, Sr.

Chipley, Florida • Chipley H.S.

SINGLE-GAME CAREER HIGHS

Solo Tackles: 1, seven times (last: at North Dakota, 11-9-2024)

Assisted Tackles: 2, vs. Villanova, 12-9-2023

Total Tackles: 2, three times (last: vs. Villanova, 12-9-2023)

Tackles for Loss: 1.0, four times (last: at North Dakota, 11-9-2024)

Sacks: 1.0, four times (last: vs. Incarnate Word, 9-7-2024)

DEFENSIVE TACKLES



93-MAX BALOUN

6-6, 285, Sr.

Redfield, South Dakota • Redfield H.S.

SINGLE-GAME CAREER HIGHS

Solo Tackles: 2, three times (last: at North Dakota State, 10-19-2024)

Assisted Tackles: 2, four times (last: vs. Youngstown State, 10-12-2024)

Total Tackles: 3, vs. Montana State, 9-9-2023

Tackles for Loss: 1.0, seven times (last: at Northern Iowa, 10-5-2024)

Sacks: 1.0, four times (last: vs. Murray State, 11-2-2024)

Pass Breakups: 1, vs. Butler, 9-17-2022

Forced Fumbles: 1, at Northern Iowa, 10-5-2024

Blocked Kicks: 1, at North Dakota, 11-9-2024



96-BRYCE HAWTHORNE

6-3, 285, R-Fr.

Osseo, Minnesota • Osseo H.S.

SINGLE-GAME CAREER HIGHS

Solo Tackles: 2, four times (last: vs. Montana, 12-7-2024)

Assisted Tackles: 4, at Northern Iowa, 10-5-2024

Total Tackles: 5, at Northern Iowa, 10-5-2024

Tackles for Loss: 2.5, vs. Montana, 12-7-2024

Sacks: 1.5, vs. Montana, 12-7-2024



98-MAC MULLER

6-1, 270, Fr.

Osage, Iowa • Osage H.S.


SINGLE-GAME CAREER HIGHS

Solo Tackles: N/A

Assisted Tackles: 1, vs. Youngstown State, 10-12-2024

Total Tackles: 1, vs. Youngstown State, 10-12-2024

Tackles for Loss: N/A



94-KOBE CLAYBORNE

6-0, 275, Jr.

Sioux City, Iowa • Bishop Heelan H.S./

Northwest Missouri State

SINGLE-GAME CAREER HIGHS

Solo Tackles: 4, vs. Augustana, 9-14-2024


Assisted Tackles: 4, at North Dakota State, 10-19-2024

Total Tackles: 5, vs. Augustana, 9-14-2024

Tackles for Loss: 1.5, at Southeastern Louisiana, 9-21-2024

Sacks: 1.5, at Southeastern Louisiana, 9-21-2024

Fumble Recoveries: 1, at Northern Iowa, 10-5-2024



55-AARON WOLFCAL-HOLSTEN

6-2, 285, Jr.

Gilbert, Arizona • Williams Field H.S.

SINGLE-GAME CAREER HIGHS

Solo Tackles: 2, vs. Butler, 9-17-2022

Assisted Tackles: 2, vs. Indiana State, 10-29-2022

Total Tackles: 2, seven times (last: at Missouri State, 11-23-2024)

Tackles for Loss: 1.5, at Missouri State, 11-23-2024

Sacks: 1.5, at Missouri State, 11-23-2024

Fumble Recoveries: 1, vs. Butler, 9-17-2022



52-JAROD DePRIEST

6-5, 285, Sr.

Trivoli, Illinois • Farmington Central H.S.

SINGLE-GAME CAREER HIGHS

Solo Tackles: 4, at Northern Iowa, 10-5-2024

Assisted Tackles: 3, four times (last: vs. Murray State, 11-2-2024)

Total Tackles: 6, at Northern Iowa, 10-5-2024

Tackles for Loss: 2.0, at Northern Iowa, 10-5-2024

Sacks: 1.0, six times (last: at Missouri State, 11-23-2024)

Blocked Kicks: 1, vs. UC Davis, 9-10-2022, and vs. North Dakota State, 11-4-2023

Pass Breakups: 1, three times (last: at North Dakota State, 10-19-2024)

Forced Fumbles: 1, at Northern Iowa, 10-5-2024, and at Missouri State, 11-23-2024

Fumble Recoveries: 1, at Northern Iowa, 10-5-2024



32-ADAM BOCK

6-1, 225, Sr.

Solon, Iowa • Solon H.S.

SINGLE-GAME CAREER HIGHS

Solo Tackles: 11, at South Dakota, 11-13-2021

Assisted Tackles: 10, at Indiana State, 9-25-2021

Total Tackles: 17, vs. Southern Illinois, 10-9-2021

Tackles for Loss: 3.0, vs. Incarnate Word, 9-7-2024

Sacks: 2.0, vs. South Dakota, 10-8-2022

Forced Fumbles: 1, three times (last: at Iowa, 9-3-2022)

Fumble Recoveries: 1, at Iowa, 9-3-2022, and at Missouri State, 11-23-2024

Interceptions: 1, four times (last: vs. Montana, 12-7-2024)

Long Interception Return: 40 yards (for TD), vs. Montana, 12-7-2024

Pass Breakups: 2, at Colorado State, 9-3-2021

Blocked Kicks: 1, at Youngstown State, 10-30-2021

Defensive Extra Points: 1, at Youngstown State, 10-30-2021



51-LOGAN GREEN

6-4, 290, So.

Northboro, Iowa • Clarinda H.S.

SINGLE-GAME CAREER HIGHS

Solo Tackles: 2, at Missouri State, 11-23-2024

Assisted Tackles: 2, vs. Incarnate Word, 9-7-2024

Total Tackles: 3, vs. Incarnate Word, 9-7-2024

Tackles for Loss: 2.0, at Missouri State, 11-23-2024

Forced Fumbles: 1, vs. Northern Iowa, 10-14-2023

LINEBACKERS

LINEBACKERS (cont.)



9-CALEB FRANCL

6-1, 195, Sr.

Grand Island, Nebraska • Grand Island H.S.

SINGLE-GAME CAREER HIGHS

Solo Tackles: 5, vs. Northern Iowa, 10-23-2021

Assisted Tackles: 5, at Oklahoma State, 8-31-2024, and vs. South Dakota, 10-26-2024

Total Tackles: 8, at Oklahoma State, 8-31-2024, and at North Dakota State, 10-19-2024

Tackles for Loss: 2.0, vs. Long Island, 9-7-2019, and at Missouri State, 11-23-2024

Sacks: 1.0, at North Dakota, 11-9-2024

Fumble Recoveries: 1, three times (last: vs. Northern Iowa, 10-14-2023)

Interceptions: 1, at Iowa, 9-3-2022

Pass Breakups: 2, at Missouri State, 11-23-2024, and vs. Montana, 12-7-2024



0-DAETON MCGAUGHY

6-0, 205, Sr.

Elwood, Kansas • Lafayette H.S.

SINGLE-GAME CAREER HIGHS

Solo Tackles: 8, vs. Drake, 9-16-2023

Assisted Tackles: 5, at Southeastern Louisiana, 9-21-2024

Total Tackles: 9, vs. Drake, 9-16-2023


Tackles for Loss: 1.0, six times (last: vs. Southern Illinois, 11-16-2024)

Sacks: 1.0, three times (last: vs. Southern Illinois, 11-16-2024)

Interceptions: 1, three times (last: vs. UC Davis, 9-10-2022)

Pass Breakups: 1, three times (last: at Southeastern Louisiana, 9-21-2024)

Fumble Recoveries: 1, vs. Western Illinois, 10-1-2022



47-KYTAN FYFE

6-2, 210, So.

Grand Island, Nebraska • Grand Island H.S.

SINGLE-GAME CAREER HIGHS

Solo Tackles: 1, vs. Youngstown State, 10-12-2024

Assisted Tackles: N/A

Total Tackles: 1, vs. Youngstown State, 10-12-2024

Forced Fumbles: 1, vs. Youngstown State, 10-12-2024



11-JOE OLLMAN

6-1, 225, So.

Mequon, Wisconsin • Homestead H.S.

SINGLE-GAME CAREER HIGHS

Solo Tackles: 3, vs. Montana, 12-7-2024

Assisted Tackles: 3, vs. Southern Illinois, 11-16-2024

Total Tackles: 4, vs. Montana, 12-7-2024



33-BRYCE JOHNSON

6-3, 215, So.

Parker, Colorado • Lutheran H.S.

SINGLE-GAME CAREER HIGHS

Solo Tackles: 2, vs. Murray State, 11-2-2024


Assisted Tackles: 1, three times (last: vs. Southern Illinois, 11-16-2024)

Total Tackles: 2, vs. Youngstown State, 10-12-2024, and vs. Murray State, 11-2-2024

Pass Breakups: 1, vs. Murray State, 11-2-2024

Kickoff Returns: 2, at Missouri State, 11-23-2024

Kickoff Return Yards: 16, at Missouri State, 11-23-2024



29-GRAHAM SPALDING

6-2, 215, Sr.

Oviedo, Florida • Lake Howell H.S.

SINGLE-GAME CAREER HIGHS

Solo Tackles: 5, at North Dakota State, 10-19-2024

Assisted Tackles: 8, vs. Northern Iowa, 10-23-2021

Total Tackles: 12, vs. Northern Iowa, 10-23-2021

Tackles for Loss: 2.5, vs. Northern Iowa, 10-23-2021

Sacks: 1.0, at Colorado State, 9-3-2021, and at North Dakota, 11-9-2024

Forced Fumbles: 1, at Southern Illinois, 3-20-2021, and at North Dakota, 11-9-2024

Fumble Recoveries: 1, vs. Indiana State, 10-29-2021

Interceptions: 1, four times (last: vs. South Dakota, 10-26-2024)

Pass Breakups: 2, at Southeastern Louisiana, 9-21-2024

Blocked Kicks: 1, at Northern Iowa, 2-19-2021



40-AARON KUSLER

6-3, 230, Sr.

Sioux Falls, South Dakota • Roosevelt H.S.

SINGLE-GAME CAREER HIGHS

Solo Tackles: 2, at Indiana State, 9-25-2021, and vs. Western Oregon, 8-31-2023

Assisted Tackles: 3, vs. Mercer, 12-2-2023

Total Tackles: 3, vs. Lindenwood, 9-11-2021, and vs. Mercer, 12-2-2023

Tackles for Loss: 0.5, vs. Mercer, 12-2-2023

Sacks: 0.5, vs. Mercer, 12-2-2023



28-CHASE VAN TOL

6-1, 200, R-Fr.

Tea, South Dakota • Tea Area H.S.

SINGLE-GAME CAREER HIGHS

Solo Tackles: 8, vs. Youngstown State, 10-12-2024

Assisted Tackles: 2, four times (last: vs. Southern Illinois, 11-16-2024)

Total Tackles: 9, vs. Youngstown State, 10-12-2024

Tackles for Loss: 2.0, vs. Youngstown State, 10-12-2024

Forced Fumbles: 1, at North Dakota, 11-9-2024

CORNERBACKS



4-STEVEN ARRELL

6-3, 200, Sr.

Brooklyn Park, Minnesota • Osseo H.S.

SINGLE-GAME CAREER HIGHS

Solo Tackles: 4, vs. Dixie State, 10-2-2021
 Assisted Tackles: 3, vs. Dixie State, 10-2-2021
 Total Tackles: 7, vs. Dixie State, 10-2-2021
 Tackles for Loss: 1.0, three times (last: at Missouri State, 9-24-2022)
 Interceptions: 1, three times (last: at Northern Iowa, 10-5-2024)
 Long Interception Return: 24 yards, at Southeastern Louisiana, 9-21-2024
 Pass Breakups: 1, eight times (last: vs. Montana, 12-7-2024)
 Forced Fumbles: 1, three times (last: vs. Northern Iowa, 10-14-2023)
 Fumble Recoveries: 1, vs. Butler, 9-17-2022




7-DALYS BEANUM

6-1, 200, Sr.

Omaha, Nebraska • Millard West H.S.

SINGLE-GAME CAREER HIGHS

Solo Tackles: 6, vs. Holy Cross, 12-10-2022
 Assisted Tackles: 4, at Oklahoma State, 8-31-2024
 Total Tackles: 8, vs. Holy Cross, 12-10-2022
 Tackles for Loss: 1.0, at Western Illinois, 10-16-2021, and vs. South Dakota, 10-26-2024
 Forced Fumbles: 1, at Villanova, 12-11-2021, and vs. Incarnate Word, 9-7-2024
 Interceptions: 3, vs. UC Davis, 11-27-2021
 Interception Return Yards: 60, vs. UC Davis, 11-27-2021
 Long Interception Return: 59 yards (for TD), vs. UC Davis, 11-27-2021
 Pass Breakups: 2, four times (last: vs. Montana, 12-7-2024)
 Blocked Kicks: 1, vs. South Dakota, 10-8-2022
 Punt Returns: 4, at Missouri State, 11-23-2024
 Punt Return Yards: 102, at Southeastern Louisiana, 9-21-2024
 Long Punt Return: 88 yards (for TD), at Southeastern Louisiana, 9-21-2024



30-CODY COTTON

6-0, 170, Jr.

Pleasant Prairie, Wisconsin • Union Grove H.S./Upper Iowa

SINGLE-GAME CAREER HIGHS

Solo Tackles: 1, vs. Drake, 9-16-2023
 Assisted Tackles: 1, vs. Montana State, 9-9-2023
 Total Tackles: 1, vs. Montana State, 9-9-2023, and vs. Drake, 9-16-2023



13-AYDAN DAUTERMANN

6-0, 185, Jr.

Hartford, Wisconsin • Slinger H.S.

SINGLE-GAME CAREER HIGHS

Solo Tackles: 2, vs. Butler, 9-17-2022, and at North Dakota, 11-9-2024
 Assisted Tackles: 1, seven times (last: vs. Southern Illinois, 11-16-24)
 Total Tackles: 3, vs. Butler, 9-17-2022
 Tackles for Loss: 0.5, at Oklahoma State, 8-31-2024
 Interceptions: 1, vs. Mercer, 12-2-2023
 Pass Breakups: 1, six times (last: vs. Montana, 12-7-2024)
 Fumble Recoveries: 1, vs. Youngstown State, 10-12-2024




17-ABE HOSKINS III

6-1, 195, Sr.

Omaha, Nebraska • Omaha Central H.S.

SINGLE-GAME CAREER HIGHS

Solo Tackles: 2, at Youngstown State, 11-11-2023
 Assisted Tackles: 2, vs. Southern Illinois, 11-16-2024
 Total Tackles: 2, at Youngstown State, 11-11-2023, and vs. Southern Illinois, 11-16-2024
 Pass Breakups: N/A



22-COLBY HUMPHREY

5-11, 185, Sr.

Birmingham, Alabama • Desert Vista H.S. (Ariz.)/Northern Arizona

SINGLE-GAME CAREER HIGHS

Solo Tackles: 6, at Oklahoma State, 8-31-2024
 Assisted Tackles: 3, vs. South Dakota, 10-26-2024
 Total Tackles: 6, at Oklahoma State, 8-31-2024
 Interceptions: 1, vs. Augustana, 9-14-2024
 Pass Breakups: 1, three times (last: vs. South Dakota, 10-26-2024)



6-JALEN B. LEE


6-0, 200, So.

Wentzville, Missouri • Fort Zumwalt H.S.

SINGLE-GAME CAREER HIGHS

Solo Tackles: 4, vs. Montana, 1-7-2024
 Assisted Tackles: 2, vs. Mercer, 12-2-2023
 Total Tackles: 4, three times (last: vs. Missouri State, 11-23-2024)
 Pass Breakups: 1, vs. Drake, 9-16-2023

SAFETIES



23-MATTHEW DURRANCE

6-2, 215, Jr.

Lutz, Florida • Steinbrenner H.S.

SINGLE-GAME CAREER HIGHS

Solo Tackles: 7, vs. Incarnate Word, 9-7-2024

Assisted Tackles: 5, at Oklahoma State, 8-31-2024

Total Tackles: 8, vs. Incarnate Word, 9-7-2024

Tackles for Loss: 1.0, at Northern Iowa, 10-5-2024, and vs. Youngstown State, 10-12-2024

Interceptions: 2, vs. Southern Illinois, 11-16-2024

Pass Breakups: 1, four times (last: vs. Montana, 12-7-2024)

Fumble Recoveries: 1 (for TD), vs. Delaware, 12-3-2022, and vs. Incarnate Word, 9-7-2024

Blocked Kicks: 1, vs. Villanova, 12-9-2023

Note: Returned blocked punt versus Villanova 45 yards for touchdown on 12-9-2023



1-TUCKER LARGE

5-11, 185, Jr.

Sioux Falls, South Dakota • Roosevelt H.S.

SINGLE-GAME CAREER HIGHS

Solo Tackles: 7, vs. Montana State, 9-9-2023

Assisted Tackles: 4, at Southern Illinois, 10-21-2023, and vs. South Dakota, 10-26-2024

Total Tackles: 8, vs. North Dakota State, 11-4-2023

Tackles for Loss: 1.0, vs. Montana, 1-7-2024

Interceptions: 1, seven times (last: vs. Montana, 12-7-24)

Long Interception Return: 64 yards (for TD), vs. Western Oregon, 8-31-2023

Pass Breakups: 3, vs. Missouri State, 11-18-2023, and vs. Missouri State, 11-23-2024

Punt Returns: 4, vs. Drake, 9-16-2023, and vs. Missouri State 11-18-2023

Punt Return Yards: *149, vs. Drake, 9-16-2023

Long Punt Return: 79 yards (for TD), vs. UAlbany, 12-15-2023

* single-game school record



14-COLBY HUERTTER

6-1, 205, Sr.

Katy, Texas • Tompkins H.S.

SINGLE-GAME CAREER HIGHS

Solo Tackles: 5, vs. Montana State, 9-9-2023

Assisted Tackles: 5, four times (last: vs. South Dakota, 10-26-2024)

Total Tackles: 10, vs. Montana State, 9-9-2023

Tackles for Loss: 1.5, vs. North Dakota State, 11-4-2023, and vs. Mercer, 12-2-2023


Sacks: 1.0, at North Dakota, 10-22-2022

Interceptions: 1, four times (last: at Southeastern Louisiana, 9-21-2024)

Long Interception Return: 70 yards, at Missouri State, 9-24-2022

Pass Breakups: 1, three times (last: vs. North Dakota State, 11-4-2023)

Forced Fumbles: 1, vs. North Dakota State, 11-4-2023



25-CALE REEDER

6-0, 190, Sr.

Yorkville, Illinois • Yorkville H.S.

SINGLE-GAME CAREER HIGHS

Solo Tackles: 7, vs. UC Davis, 11-27-2021, and at Southern Illinois, 10-21-2023

Assisted Tackles: 6, at Illinois State, 10-7-2023

Total Tackles: 10, at Southern Illinois, 10-21-2023

Tackles for Loss: 2.0, at Villanova, 12-11-2021

Sacks: 1.0, vs. South Dakota, 12-8-2022

Interceptions: 1, four times (last: vs. Montana State, 9-9-2023)

Forced Fumbles: 1, at Southern Illinois, 10-21-2023

Pass Breakups: 1, eight times (last: at Montana State, 12-17-2022)



3-DONTAY JOHNSON

6-2, 190, So.

Fort Collins, Colorado •

Colorado Early College

SINGLE-GAME CAREER HIGHS

Solo Tackles: 3, vs. UC Davis, 9-10-2022

Assisted Tackles: 1, five times (last: at Missouri State, 11-23-2024)

Total Tackles: 3, vs. UC Davis, 9-10-2022

Tackles for Loss: 1.0, vs. UC Davis, 9-10-2022

Pass Breakups: 1, three times (last: vs. Montana, 12-7-2024)



27-NOAH THOMPSON

6-0, 185, So.

Brandon, South Dakota • Brandon Valley H.S.

SINGLE-GAME CAREER HIGHS


Solo Tackles: 3, vs. Western Oregon, 8-31-2023

Assisted Tackles: 1, three times (last: vs. Southern Illinois, 11-16-2024)

Total Tackles: 3, vs. Western Oregon, 8-31-2023

Pass Breakups: 1, vs. Murray State, 11-2-2024

Note: Returned blocked punt at Northern Iowa 49 yards for touchdown on 10-5-2024



31-TREY RIDLEY

6-1, 200, Fr.

Overland Park, Kansas •


Blue Valley Northwest H.S.

SINGLE-GAME CAREER HIGHS

Solo Tackles: 2, vs. Southern Illinois, 11-16-2024

Assisted Tackles: 1, vs. Southern Illinois, 11-16-2024

Total Tackles: 3, vs. Southern Illinois, 11-16-2024



26-KOLTEN TILFORD

5-9, 180, R-Fr.

North Platte, Nebraska • North Platte H.S.

SINGLE-GAME CAREER HIGHS

Solo Tackles: 4, vs. Montana, 12-7-2024

Assisted Tackles: 2, three times (last: vs. Murray State, 11-2-2024)

Total Tackles: 5, vs. Youngstown State, 10-12-2024

Tackles For Loss: 1.0, vs. Youngstown State, 10-12-2024

Interceptions: 1, vs. Western Oregon, 8-31-2023