



SOUTH DAKOTA STATE UNIVERSITY

JACKRABBIT ATHLETICS NEWS RELEASE

Jackrabbit Sports Information • 2820 HPER Center • Brookings, SD 57007-1497
Football Contact/Assistant AD-Athletic Communications: Jason Hove
Office Phone: (605) 688-4623 Mobile: (605) 695-1827 E-mail: Jason.Hove@sdstate.edu
Facebook: www.facebook.com/jackrabbit.nation Twitter: @GoJacksSDSU Fax: (605) 688-5999
Website: www.GoJacks.com

2024 FOOTBALL INFORMATION

SDSU opens second half with Racers

GAME NOTES — NOV. 2



HEAD COACH: Jody Wright (Jacksonville State, 2005)
• 1-7 record in first season as a collegiate head coach

MURRAY STATE (1-7, 0-5 MVFC)
at #3/3 SOUTH DAKOTA STATE (6-2, 3-1 MVFC)
Military Appreciation Day | Precision Ag Bowl
2 p.m. Saturday • Dana J. Dykhouse Stadium | Brookings, S.D.

SERIES NOTES
• First Meeting

MEDIA INFORMATION

- Game will be televised on Midco Sports with the broadcast team of Jay Elsen (play-by-play) and Kurtiss Riggs (color)
- Radio pre-game show begins at noon Central on the Jackrabbit Sports Network, which includes flagship station WNAX 570 AM-Yankton and the following affiliates:
 - KJJQ 910 AM-Brookings • KXLG 100.3 FM-Milbank • KORN 1490 AM/101.3 FM-Mitchell
 - KELO 1320 AM/KELQ 107.9 FM-Sioux Falls • KCCR 1240 AM/98.9 FM-Pierre
 - KIMM 106.7 FM/1150 AM-Rapid City • KLOH 1050 AM/94.1 FM-Pipestone, Minn.
 - KXLG 99.1 FM-Watertown • KWYR 93.7 FM-Winner
- Radio team of Tyler Merriam (play-by-play), Al Bahe (color), Scotty Kwas (sidelines) and Brent Bowen (pregame/postgame host) will call the action



HEAD COACH: Jimmy Rogers (SDSU, 2009)
• 21-2 record in two seasons as a collegiate head coach
STARTERS RETURNING: 10 (3 Off., 5 Def., 2 ST)

2024 SCHEDULE AND RESULTS

AUGUST

31 at Oklahoma State L, 20-44

SEPTEMBER

7 INCARNATE WORD [Dairy Drive] W, 45-24

14 AUGUSTANA [Beef Bowl/Hall of Fame] W, 24-3

21 at Southeastern Louisiana W, 41-0

OCTOBER

5 *at Northern Iowa W, 41-3

12 *YOUNGSTOWN STATE W, 63-13

19 *at North Dakota State L, 9-13

26 *SOUTH DAKOTA [OT] W, 20-17

NOVEMBER

2 *MURRAY STATE [Military Appreciation] 2 p.m.

9 *at North Dakota 1 p.m.

16 *SOUTHERN ILLINOIS [Senior Day] 2 p.m.

23 *at Missouri State 2 p.m.

*Missouri Valley Football Conference game | All times Central

TALE OF THE TAPE — 2024 SEASON STATISTICS

MURRAY STATE	CATEGORY	SDSU
22.0	Points Per Game	32.9
42.4	Points Allowed Per Game	14.6
164.0	Rushing Yardage Per Game	231.5
211.8	Rush Yardage Allowed/Game	97.1
156.0	Passing Yardage Per Game	181.1
11.6	Average Per Catch	10.7
266.5	Pass Yardage Allowed/Game	195.1
320.0	Total Offense Per Game	412.6
478.3	Total Offense Allowed/Game	292.3
17.8	Kick Return Average	18.4
8.8	Punt Return Average	22.2
3-36	Interception Returns	7-153
12-6	Fumbles-Lost	7-2
41-366	Penalties-Yards	43-449
26:39	Time of Possession/Game	29:16
46-121 (38%)	Third-Down Conversions	45-948 (48%)
9-16 (56%)	Fourth-Down Conversions	2-8 (25%)

GAME NOTES — SOUTH DAKOTA STATE vs. MURRAY STATE

FCS COMMITTEE TOP 10

1. North Dakota State	8-1
2. Montana State.....	8-0
3. South Dakota State	6-2
4. South Dakota	6-2
5. UC Davis	7-1
6. Southeast Missouri State	8-1
7. Idaho	6-3
8. Mercer	7-1
9. Incarnate Word	6-2
10. Montana	6-2

YEAR-BY-YEAR IN FCS ERA

GREAT WEST FOOTBALL CONFERENCE

YEAR	OVERALL	CONF
2004	6-5	2-3
2005	6-5	3-2
2006	7-4	3-1
2007	7-4	4-0
TOTALS	26-18	12-6

MISSOURI VALLEY FOOTBALL CONF.

YEAR	OVERALL	CONF
2008	7-5	6-2
2009	8-4	7-1
2010	5-6	4-4
2011	5-6	4-4
2012	9-4	6-2
2013	9-5	5-3
2014	9-5	5-3
2015	8-4	5-3
2016	9-4	7-1
2017	11-3	6-2
2018	10-3	6-2
2019	8-5	5-3
2020-21	8-2	5-1
2021	11-4	5-3
2022	14-1	8-0
2023	15-0	8-0
2024	6-2	3-1
TOTALS	152-63	95-35
OVERALL TOTALS	178-81	107-41

Sports Information Contact: Jason Hove

Oct. 30, 2024

BROOKINGS, S.D. — The South Dakota State University football team begins the second half of the Missouri Valley Football Conference slate Saturday afternoon by hosting Murray State.

Kickoff for the Military Appreciation Game is set for 2 p.m. at Dana J. Dykhouse Stadium and will feature a pre-game flyover by the 33rd Fighter Wing of the 58th Fighter Squadron. Active duty and former military personnel can claim up to four complimentary tickets at the west entrance of the stadium, starting when gates open at 12:30 p.m.

The Jackrabbits enter Saturday's contest, which also has been designated as the Precision Ag Bowl, with a 6-2 overall record and a 3-1 mark in league play after outlasting in-state rival and fourth-ranked South Dakota, 20-17 in overtime, on Oct. 26. The victory kept SDSU in the No. 3 spot in this week's rankings conducted by both Stats Perform and the American Football Coaches Association.

The Jackrabbits also stand third in the first rankings of the season by the NCAA Division I Football Championship Committee.

Murray State makes its first-ever trip to Brookings with a 1-7 overall record and an 0-5 ledger in the MVFC under first-year coach Jody Wright. The Racers dropped a 59-6 decision to top-ranked North Dakota State on their home field last Saturday.

THE SERIES: Saturday's game will mark the first-ever matchup between South Dakota State and Murray State on the gridiron.

The Racers are the newest member of the Missouri Valley Football Conference, joining the league at the start of the 2023 season. Murray State previously competed in the Ohio Valley Conference and is celebrating its 100th season of football in 2024.

YEAR 21 IN FCS: The 2024 season marks the 21st season South Dakota State has competed in the Football Championship Subdivision.

Since joining the Division I ranks in 2004, the Jackrabbits have compiled a 178-81 record (.687 winning percentage).

In the decade of the 2020s, SDSU has put together a 54-9 record, which is good for an .857 winning percentage. Included in that record is an active 25-game home winning streak (including FCS playoff games) that dates back to October 2021.

VALLEY SEASON NO. 17: The 2024 season is South Dakota State's 17th as a member of the Missouri Valley Football Conference. Since joining the league in 2008, SDSU is the only program in that span to not have a losing season in conference play.

The Jackrabbits hold a 95-35 record (.731 winning percentage) in MVFC games and have won six or more league games eight times. SDSU has claimed the league title four times: previously earning a share of league titles in 2016 and during the 2020-21 spring season before running the table with an 8-0 record in conference play en route to outright conference championships in both 2022 and 2023.

Earlier this season, SDSU matched the MVFC record with 19 consecutive victories — a streak that spanned from the final game of the 2021 league slate until ending Oct. 19 at North Dakota State. The Bison previously held the mark between the 2017 season and 2020-21 spring campaign.

NOVEMBERS TO REMEMBER: South Dakota State has a history of finishing strong down the stretch of seasons in recent years.

Since starting its run of consecutive playoff appearances in 2012, the Jackrabbits have compiled a 28-6 record in regular season games played during the month of November and have added four more playoff victories for an overall mark of 32-6 (.842 winning percentage).

SDSU has gone 3-0 in the month of November five times in that span, with 2019 (2-2) being the only time in the last dozen years the Jackrabbits have dropped more than one game in the next-to-last month of the calendar year.

QUICK FACTS

SDSU INFORMATION

LOCATION: Brookings, S.D.
ENROLLMENT: 12,065 (fall 2024)
COLORS: Yellow and Blue
NICKNAME: Jackrabbits
AFFILIATION: NCAA Division I Football Championship Subdivision
CONFERENCE: Missouri Valley Football Conference
STADIUM: Dana J. Dykhouse Stadium (19,340 capacity - AstroTurf surface)

2023 RECAP

OVERALL RECORD: 15-0
CONFERENCE RECORD: 8-0 (first place in Missouri Valley Football Conference)
POSTSEASON: Football Championship Subdivision National Champion (repeat champion)
HOME RECORD: 9-0
AWAY/NEUTRAL RECORD: 4-0/2-0
FINAL RANKINGS: 1st (Stats Perform media)/1st (AFCA FCS Coaches)

TEAM INFORMATION

LETTERMEN RETURNING: 53 **LETTERMEN LOST:** 18
 • Offense: 20 • Offense: 9
 • Defense: 31 • Defense: 9
 • Special Teams: 2 • Special Teams: 0

STARTERS RETURNING: 10
 • Offense: 3 • Defense: 5 • Special Teams: 2

OFFENSIVE STARTERS RETURNING (3): Evan Beerntsen, OG; Mark Gronowski, QB; Gus Miller, C.

DEFENSIVE STARTERS RETURNING (5): Dalys Beanum, CB; Adam Bock, LB; Jarod DePriest, DT; Tucker Large, S; Cale Reeder, S.

SPECIAL TEAMS STARTERS RETURNING (2): Hunter Dustman, K/P; Kaydon Olivia, LS.

OTHER RETURNING LETTERMEN (43): Steven Arrell, CB; Max Baloun, DT; Jon Bell, QB; Kevin Brenner, TE; Quinten Christensen, OL; Devon Cole Jr., WR; Cody Cotton, CB; Aydan Dautermann, CB; Matthew Durrance, S; Caleb Frandl, LB; Greyton Gannon, TE; Graham Goering, WR; Brody Gormley, TE; Logan Green, DT; Abe Hoskins III, CB; Colby Huerter, S; Amar Johnson, RB; Angel Johnson, RB; Bryce Johnson, LB; Dontay Johnson, S; Randy Keumogne, DE; Aaron Kusler, LB; Jalen Lee, OL; Jalen B. Lee, CB; Chase Mason, QB; Daeton Mcgaughy, LB; Cullen McShane, LB; Joe Ollman, LB; William Paekpke, OL; Blake Peterson, DE; Marcus Preston, WR; Dawson Ripperda, DE; Dawson Rudd, OL; Graham Spalding, LB; Myles Taylor, CB; Noah Thompson, S; Kolten Tilford, S; Levi Vanden Bos, DE; Ethan Vibert, OL; Kirby Vorhees, RB; Griffin Wilde, WR; Zac Wilson, DE; Aaron Wolfcale-Holsten, DT.

PLAYOFF HISTORY: South Dakota State made its 14th postseason appearance in its football history in 2023, with 13 of those berths coming as a member of the Football Championship Subdivision. SDSU's lone appearance in the NCAA Division II football playoffs came in 1979, when the Jacks dropped a 50-7 decision at Youngstown State.

The Jackrabbits have compiled a 22-12 record in the playoffs and made their 12th straight appearance in the FCS playoffs, including advancing to at least the semifinal round for the fourth season in a row and sixth time in the last seven seasons. SDSU made its first appearance in a national title game during the 2020-21 spring season, falling to Sam Houston, 23-21, then claimed its first-ever national championship in football with a 45-21 victory over North Dakota State in January 2023. The Jacks repeated as national champions during the 2023 campaign with a 23-3 victory over Montana.

SDSU advanced to the FCS national title game each of the three years it held the No. 1 overall seed in the playoff field (16 teams in 2020-21, 24 teams in 2022 & 2023).

ELITE COMPANY: Heading into the 2023 postseason, South Dakota State was one of only two Football Championship Subdivision programs to reach the playoffs each of the last 12 seasons. The Jackrabbits secured the Missouri Valley Football Conference's automatic bid to the 2023 playoffs, assuring SDSU of its 12th consecutive postseason appearance and 13th overall at the FCS level.

MVFC rival North Dakota State holds the longest active streak with 14 consecutive trips to the playoffs after gaining an at-large berth to the 2023 tournament.

RANKINGS STREAK: By being ranked first in the final Stats Perform FCS poll of the 2023 season and maintaining a top-three showing through the first nine polls of 2024, SDSU has now appeared in the top 25 of 169 consecutive media polls dating back to October 2012.

The Jackrabbits held the top spot in 29 consecutive polls from Oct. 17, 2022, until relinquishing the top spot this week following their loss at North Dakota State.

CAPTAINS: Leading the Jackrabbit football team are six captains:

- Dalys Beanum, Sr., Omaha, Nebraska;
- Adam Bock, Sr., linebacker, Solon, Iowa;
- Jarod DePriest, Sr., defensive tackle, Trivoli, Illinois;
- Mark Gronowski, Sr., quarterback, Naperville, Illinois;
- Tucker Large, Jr., safety, Sioux Falls;
- Gus Miller, Sr., offensive lineman, Brookings.

Bock and Gronowski are both in their third seasons in the role, while the other four captains are first-time captains.

GRONOWSKI A DOUBLE FINALIST: For the second week in a row, South Dakota State quarterback Mark Gronowski has been named a finalist for a college football scholar-athlete award.

Wednesday, the Jackrabbit signal-caller was announced as one of 13 finalists — one from each of the conferences that makes up the Football Championship Subdivision — for the 2024 FedEx Doris Robinson Scholar-Athlete Award.

The award is presented annually to an FCS student-athlete who exemplifies excellence on the field, in the classroom and across the community. The values embody the leadership and integrity championed by Doris Robinson, a former school teacher and the wife of legendary Grambling State University coach Eddie Robinson.

A native of Naperville, Illinois, Gronowski has been a four-year starter for the Jackrabbits, leading the program to a combined 43-5 record and back-to-back FCS national championships. He was honored as the recipient of the 2023 Walter Payton Award, as well as the FCS Athletics Directors Association's Offensive Player of the Year last season after leading the subdivision in passing efficiency with a 179.6 rating.

The career totals for the three-time team captain include 8,974 passing yards and 81 touchdowns, while accounting for another 1,653 rushing yards and 31 scores.

GAME NOTES — SOUTH DAKOTA STATE vs. MURRAY STATE

OPENING DRIVES BY HALF

2024 OPPONENT	1ST-O	2ND-O	1ST-D	2ND-D
Oklahoma State	Downs	TD	FG	TD
Incarnate Word	Miss FG	TD	FG	TD
Augustana	TD	Downs	FG	Punt
SE Louisiana	Punt	Punt	Punt	Miss FG
Northern Iowa	Punt	TD	Fumble	INT
Youngstown State	TD	TD	Punt	Punt
North Dakota State	Miss FG	Punt	Punt	Miss FG
South Dakota	TD	Punt	TD	Punt

2024 LONGEST DRIVES

By PLAYS

14 - at Northern Iowa(4Q), 14-82-8:24 (end of game)

By YARDS

95 - vs. Youngstown State (2Q), 9-95-4:18 (TD)

By TIME OF POSSESSION

8:24 - at Northern Iowa (4Q), 14-82-8:24 (end of game)

In the classroom, Gronowski compiled a 3.76 grade-point average while graduating this past spring with a degree in mechanical engineering. The 2023 FCS ADA Scholar-Athlete of the Year and a second-team selection to the College Sports Communicators Academic All-America® Team, he is currently pursuing a master's degree in engineering management.

He also has been active in his communities as a youth flag football coach and a Special Olympics volunteer.

The award winner will be announced on Dec. 10, then honored at the Stats Perform FCS National Awards Banquet on Jan. 4 in Frisco, Texas.

Last week, Gronowski was selected as one of 16 finalists for the William V. Campbell Trophy, which is awarded to the top scholar-athlete in all divisions of college football.

Each of the Campbell Trophy finalists will receive an \$18,000 postgraduate scholarship as a member of the 2024 National Football Foundation National Scholar-Athlete Class Presented by Fidelity Investments. The winner of the Campbell Trophy, who will receive a \$25,000 postgraduate scholarship, will be announced Dec. 10 at the 66th NFF Annual Awards Dinner in Las Vegas, Nevada.

Gronowski is the fifth Jackrabbit football player to earn the distinction of being a Campbell Trophy finalist, joining Ryan Berry (2008), Zach Zenner (2014), Jake Wieneke (2017) and Taryn Christion (2018).

PRESEASON ALL-AMERICANS: South Dakota State was well-represented on the 2024 Stats Perform FCS Preseason All-America Team with six selections. The honor squad was announced in early August and included first-team selections Mark Gronowski and Adam Bock from the Jackrabbits.

Gronowski, the reigning Walter Payton Award winner as the top offensive player in the FCS ranks a year ago, returns for his senior season after throwing for 3,058 yards and 29 touchdown against only five interceptions in 2023. The Naperville, Illinois, native led the FCS in quarterback rating at 179.67 while completing 68.1 percent (209-of-307) of his passes. In addition, Gronowski ran for 402 yards and eight touchdowns in helping lead the Jackrabbits to a 15-0 record in 2023.

Gronowski is again on the Walter Payton Award Preseason Watch List, while Bock returns to the Buck Buchanan Award Preseason Watch List after being a finalist for the top defensive player in FCS in 2021.

A senior linebacker from Solon, Iowa, Bock ranked third on the team last season with 65 tackles despite missing five games due to injury. A two-time first-team all-Missouri Valley Football Conference selection and a second-team All-America honoree in 2021, Bock has tallied more than 300 career tackles.

Receiving second-team honors on the Stats Perform preseason squad were offensive lineman Gus Miller and punt returner Tucker Large. The FCS winner of the 2023 Rimington Award as the top center and a Brookings native, Miller played a key role within an offensive line that helped pave the way for the Jackrabbits to average 37.3 points and 449.9 yards of total offense per game.

Large, a junior from Sioux Falls, averaged 18.9 yards per punt return attempt last season and set an SDSU single-game record with 159 yards versus Drake. Also a starting safety for the Jackrabbits, Large ranked second on the team with four interceptions and added 49 tackles.

Rounding out the Jackrabbit contingent on the Stats Perform FCS Preseason All-America Team were third-team honorees Dalys Beanum and Amar Johnson. Beanum, a senior cornerback from Omaha, is coming off a 2023 campaign in which he recorded a team-best five interceptions while also contributing 29 tackles and two pass breakups.

Johnson made the squad as an all-purpose back after ranking second on the team in 2023 with 1,205 all-purpose yards (80.3 ypg). A senior from O'Fallon, Missouri, Johnson finished second on the squad with 801 rushing yards (6.3 ypc), while also averaging 23.5 yards on kickoff returns and catching 12 passes for 122 yards.

GAME NOTES — SOUTH DAKOTA STATE vs. MURRAY STATE

MVFC PLAYERS OF THE WEEK

OFFENSIVE PLAYER OF THE WEEK

• Kirby Vorhees (Sept. 21)

OFFENSIVE LINEMAN OF THE WEEK

• Evan Beerntsen (Sept. 7)

• Gus Miller (Oct. 12)

SPECIAL TEAMS PLAYER OF THE WEEK

• Angel Johnson (Oct. 12)

100-YARD RUSHING GAMES

DIVISION I ERA (SINCE 2004)

Zach Zenner (2011-14)	32
Isaiah Davis (2020-23)	23
Kyle Minett (2007-10)	22
Pierre Strong, Jr. (2018-21)	19
Anthony Watson (2004-06)	13
Cory Koenig (2004-07)	13
Amar Johnson (2021-present)	6
Brady Mengarelli (2014-17)	5
Isaac Wallace (2015-18)	5
Mark Gronowski (2020-present)	4
Trevor Hohn (2004-06)	2
Taryn Christion (2015-18)	2
Mikey Daniel (2016-19)	2
C.J. Wilson (2018-19)	2
Tyler Duffy (2007-10)	1
Tyrel Kool (2009-12)	1
Reggie Gandy (2010-13)	1
Chase Mason (2023-present)	1
Kyle Paris (2012-15)	1
Kirby Vorhees (2023-present)	1

GRONOWSKI A DUAL THREAT: South Dakota State quarterback Mark Gronowski reached another milestone early in the 2024 season by accounting for the 100th touchdown of his career.

Gronowski enters Saturday's game against Murray State having been a part of 113 touchdowns — 81 passing, 31 rushing and 1 receiving. So far this season he has thrown 11 touchdown passes and rushed for four more. Overall, he has accounted for at least one touchdown in 42 of 48 career starts.

Gronowski had a streak of passing and rushing for a touchdown in 11 straight games come to an end Oct. 21, 2023, at Southern Illinois, and has now accomplished the feat 23 times after passing for two touchdowns and running for another Oct. 12 versus Youngstown State. The Jackrabbits have a 43-5 record in Gronowski's 48 career starts, including an 11-1 mark in postseason games.

In addition, Gronowski moved into second place on the career total offense charts at SDSU in the 2024 home opener versus Incarnate Word and passed the 10,000-yard mark Oct. 5 at Northern Iowa. Now with 10,627 yards of total offense, he also ranks third in career passing yards with 8,974.

During the 2023 season, Gronowski became the third SDSU quarterback to top 5,000 yards passing and 1,000 yards rushing in his career, joining Taryn Christion (11,535 passing/1,515 rushing from 2015-18) and Ted Wahl (6,016 passing/1,229 rushing from 1985-88).

WILDE LEADS NEW-LOOK RECEIVING CORPS: Sophomore wide receiver Griffin Wilde has turned in a series of strong performances during the 2024 season.

In the season opener at Oklahoma State, Wilde established new career highs with seven receptions and 150 receiving yards. The Sioux Falls native scored his first touchdown of the season on a 60-yard pass play in the fourth quarter and added catches of 21 and 33 yards to set up the Jackrabbits' first touchdown of the game. Six of his seven receptions went for at least 10 yards.

Wilde bettered his receptions total a week later in the Sept. 7 home opener versus Incarnate Word, hauling in 10 catches — on 10 targets — for 106 yards. He also recorded the first two-touchdown game of his young career, scoring on pass plays of 11 and 25 yards in the second half.

With team highs of 41 receptions and 493 receiving yards through eight games, Wilde currently ranks 37th among Football Championship Subdivision receivers with an average of 5.1 catches per game.

VORHEES, MASON JOIN CENTURY CLUB: Redshirt freshman running back Kirby Vorhees and backup quarterback Chase Mason have both put together breakout performances running the ball in recent weeks.

In a Sept. 21 game at Southeastern Louisiana, Kirby Vorhees topped the 100-yard mark for the first time in his collegiate career as he ended the night with 179 yards on only five carries while scoring touchdowns (20, 22 and 80 yards) on his first three attempts. Vorhees entered that game with 72 career rushing yards.

Mason put up similar numbers in the Oct. 12 Hobo Day game against Youngstown State as he tallied a career-best 161 yards on five carries with two touchdowns. Mason scored on runs of 38 and 48 yards before adding another run of 69 yards later in the contest. He followed his performance against YSU with a 66-yard run for the lone Jackrabbit touchdown Oct. 19 at North Dakota State.

Vorhees and Mason became the 19th and 20th different Jackrabbit players — 17 running backs and three quarterbacks — to rush for 100-plus yards in a game since SDSU moved to Division I at the start of the 2024 season. Mason's 169 yards versus Youngstown State stand as the most rushing yards by a Jackrabbit quarterback in the D-I era, surpassing the mark of 142 yards by Mark Gronowski in an FCS playoff game against Southern Illinois in the spring of 2021.

2024 SEASON HIGHS

INDIVIDUAL GAME HIGHS

RUSHING ATTEMPTS: 19, by Amar Johnson, vs. Incarnate Word, 9-7-24

RUSHING YARDS: 179, by Kirby Vorhees, at Southeastern Louisiana, 9-21-24

RUSHING TOUCHDOWNS: 3, by Kirby Vorhees, at Southeastern Louisiana, 9-21-24

LONG RUSH: 80 yards (for TD), by Kirby Vorhees, at Southeastern Louisiana, 9-21-24

PASS ATTEMPTS: 36, by Mark Gronowski, at Oklahoma State, 8-31-24

PASS COMPLETIONS: 21, by Mark Gronowski, vs. Incarnate Word, 9-7-24

YARDS PASSING: 285, by Mark Gronowski, vs. Incarnate Word, 9-7-24

TOUCHDOWN PASSES: 4, by Mark Gronowski, vs. Incarnate Word, 9-7-24

RECEPTIONS: 10, by Griffin Wilde, vs. Incarnate Word, 9-7-24

YARDS RECEIVING: 150, by Griffin Wilde, at Oklahoma State, 8-31-24

RECEIVING TOUCHDOWNS: 2, by Griffin Wilde, vs. Incarnate Word, 9-7-24

LONG RECEPTION: 66 yards (for TD), by Angel Johnson (from Mark Gronowski), at Northern Iowa, 10-5-24

TACKLES: 12, by Adam Bock, at Oklahoma State, 8-31-24

TACKLES FOR LOSS: 3.0, by Adam Bock, vs. Incarnate Word, 9-7-24

SACKS: 1.5, by Dawson Ripperda, vs. Augustana, 9-14-24, and by Kobe Clayborne, at Southeastern Louisiana, 9-21-24

INTERCEPTIONS: 1, by six players (twice by Steven Arrell — at Southeastern Louisiana, 9-21-24, and at Northern Iowa, 10-5-24)

LONG INTERCEPTION RETURN: 50 yards, by Dalys Beanum, vs. Youngstown State, 10-12-2024

PASS BREAKUPS: 2, by Graham Spalding, at Southeastern Louisiana, 9-21-24

FIELD GOALS: 2, by Hunter Dustman, at Oklahoma State, 8-31-24, and at Northern Iowa, 10-5-24

LONG FIELD GOAL: 48 yards, by Hunter Dustman, at Oklahoma State, 8-31-24

PUNTS: 6, by Hunter Dustman, at North Dakota State, 10-19-24

PUNTING AVERAGE (MIN. 3 PUNTS): 48.0 yards (3 punts), by Hunter Dustman, at Oklahoma State, 8-31-24, and at Northern Iowa, 10-5-24

LONG PUNT: 55 yards, by Hunter Dustman, vs. Augustana, 9-14-24

KICKOFF RETURNS: 4, by Angel Johnson, at Oklahoma State, 8-31-24

KICK RETURN YARDS: 114, by Angel Johnson, vs. Youngstown State, 10-12-24

LONG KICK RETURN: 99 yards (for TD), by Angel Johnson, vs. Youngstown State, 10-12-24

PUNT RETURNS: 3, by Dalys Beanum, at Southeastern Louisiana, 9-21-24

PUNT RETURN YARDS: 102, by Dalys Beanum, at Southeastern Louisiana, 9-21-24

LONG PUNT RETURN: 88 yards (for TD), by Dalys Beanum, at Southeastern Louisiana, 9-21-24

In all, Jackrabbit players have combined to rush for 100 or more yards in a game 156 times in the D-I era.

WOODS IMPRESSES IN DEBUT: True freshman Maxwell Woods turned in a strong all-around performance in his Sept. 14 collegiate debut versus Augustana.

The native of Carver, Minnesota, racked up 89 all-purpose yards on nine touches. He tallied 61 rushing yards on six carries, including breaking off a 44-yard run on his second carry of the night. Woods also contributed two receptions for nine yards and a kickoff return for 19 yards.

BOTH ENDS OF THE SPECTRUM: The Jackrabbits wrapped up the 2023 season by ranking in the top six of the Football Championship Subdivision in both scoring offense (sixth, 37.3 points per game) and scoring defense (first, 9.3 points per game). SDSU scored 20 or more points in 28 of the 29 games in their long winning streak and has now held the opposition to 10 points or less 12 times over the last two seasons.

The Jackrabbits pitched a shutout in three of their last six games of the 2023 season and added a 41-0 whitewashing of Southeastern Louisiana on Sept. 21 for their fourth shutout in a 10-game span.

Overall, the Jacks outscored the opposition, 146-15, in four playoff games last season, allowing only one touchdown.

SDSU currently ranks fourth in scoring defense with an average of 14.6 points allowed per game and stand sixth in rushing defense by giving up 97.3 yards per contest. The Jackrabbits also hold the seventh spot in total defense by allowing 292.3 yards per game.

LOCK-DOWN DEFENSE: The Jackrabbit defense has continued to clamp down on the opposition in recent weeks, including a three-game span of not allowing a touchdown.

The total of six points allowed on field goals by Augustana (Sept. 14) and Northern Iowa (Oct. 5) around a Sept. 21 shutout at Southeastern Louisiana matched the fewest points allowed by an SDSU squad over a three-game span in 62 years. During the 1962 season, the Jackrabbits turned in back-to-back shutouts against North Dakota (26-0) and South Dakota (24-0) before recording a 17-6 victory at North Dakota State. The Jacks allowed only 70 points that entire season en route to a 7-2-1 record and a share of the North Central Conference title.

SDSU went more than 13 consecutive quarters without allowing a touchdown — from the second play of the fourth quarter in the Sept. 7 home opener versus Incarnate Word, with 14 minutes and 22 seconds remaining, until the final minute of the second quarter of the Oct. 12 Hobo Day game versus Youngstown State when Penguin quarterback Beau Brungard scampered into the end zone from 4 yards out.

OWNING THE THIRD: South Dakota State held a huge advantage coming out of the locker room at halftime by outscoring the opposition by a 123-14 margin in the third quarter of games last season. The Jackrabbits solidified that margin by outscoring Montana, 16-0, in the third stanza of the national championship game.

However, that trend was reversed in the 2024 season opener as Oklahoma State outscored the Jackrabbits, 21-7, in the third quarter of the Aug. 31 game. SDSU has since pulled out to a 70-28 advantage in third-quarter scoring this season after tallying a 49-0 combined edge over the last six games.

MODELS OF EFFICIENCY: South Dakota State made 57 trips into the red zone during the 2023 season and came away with points 55 of those times for an FCS-best 96 percent efficiency rate. The Jacks scored a touchdown on 45 of those trips — 30 rushing, 15 passing — with 10 field goals.

SDSU went 13-for-14 in red-zone trips during the postseason, scoring nine touchdowns with four field goals. The Jackrabbits' lone red-zone trip in which they did not score ended with a kneel-down to run out the clock against Villanova.

JACKRABBITS IN THE NCAA STATISTICS

TEAM (TOP 20)

- 1st in Fewest Tackles for Loss Allowed, 2.63/game
- 1st in Punt Returns, 20.78 yards/attempt
- 2nd in Fewest Sacks Allowed, 0.50 per game
- 2nd in Punt Return Defense, 0.33 yards/attempt
- 4th in Scoring Defense, 14.6 points/game
- 5th in Rushing Offense, 231.5 yards/game
- 6th in Rushing Defense, 97.3 yards/game
- 7th in Total Defense, 292.3 yards/game
- 7th in Red-Zone Defense, .667
- 10th in Fewest Fumbles Lost, 2
- 10th in Net Punting, 41.33 yards/attempt
- 11th in Kickoff Return Defense, 16.11 yards/attempt
- 11th in Third-Down Conversion Pct., .479
- 14th in Fourth-Down Conversion Pct. Defense, .333
- T-16th in Blocked Punts, 1
- 20th in Third-Down Conversion Pct. Defense, .327

The Jacks had a streak over two seasons of scoring on 70 consecutive drives into the red zone come to end with an interception in the end zone early in the fourth quarter of the Oct. 21, 2023, game at Southern Illinois. Before that, the last time SDSU did not score when inside the opponent's 20-yard line was on a missed field goal in the second quarter of their Oct. 1, 2022, game versus Western Illinois. SDSU had scored 57 touchdowns and kicked 13 field goals in that span.

In addition, the Jackrabbits led the FCS ranks in both third-down and fourth-down conversions on offense. SDSU converted on an FCS-best 53.5 percent (84-of-157) of its third-down attempts, highlighted by a 9-for-14 performance in the opening round of the playoffs against Mercer.

On fourth down, the Jackrabbits converted 9-of-11 times for 82 percent, including making good on their lone attempt in the Dec. 9 playoff matchup against Villanova.

So far this season, SDSU is 24-for-30 in red-zone trips with 20 touchdowns and four field goals, including a perfect 3-for-3 with a trio of touchdowns in the Oct. 26 overtime victory against South Dakota.

Three of the team's trips inside the opponents' 20-yard line have ended in run-out-the-clock situations late in games.

The Jacks have converted only twice on fourth-down plays this season, going 2-for-8, and are converting at a 48 percent clip (45-of-94) on third-down attempts. SDSU was 8-of-16 on third-down attempts last week versus USD.

OFFENSIVE JUGGERNAUT: South Dakota State put up some astounding numbers on the offensive side of the ball in its Oct. 12 Hobo Day victory over Youngstown State.

The Jackrabbits put a season-high 63 points on the board despite running only 43 offensive plays. SDSU picked up a first down on nearly half of those plays, moving the chains 21 times en route to a season-best 557 yards of total offense.

SDSU's 406 rushing yards marked the program's best day on the ground since racking up 446 yards in a 2021 FCS playoff victory over UC Davis. The Jackrabbits averaged 16.2 yards per carry and 13 yards per play versus Youngstown State despite having the football for only 19 minutes and 46 seconds.

PICKING OFF THE COMPETITION: The Jackrabbit defense has continually taken the ball away from the opposition in recent seasons, including leading the Football Championship Subdivision in interceptions two of the last three seasons while ranking second in 2023.

After leading the subdivision with 21 interceptions in 2021, SDSU tallied an FCS-best 18 interceptions in 2022, including two in that season's national championship game against North Dakota State. Jackrabbit defenders recorded at least one interception in each of their 11 regular season games during the 2022 campaign.

Last year, the Jackrabbits hauled in 19 interceptions to rank second among FCS squads. SDSU tallied three interceptions in its 2023 season opener against Western Oregon (Colby Huerter, Tucker Large, Kolten Tilford) and again in the Dec. 15 semifinal playoff game versus UAlbany (Large, DyShawn Gales, Dalys Beanum).

Beanum recorded an interception in each of SDSU's four playoff games. Seven of his 11 career interceptions have come in the postseason.

Dating back to the start of the 2018 season, the Jackrabbits have intercepted at least one pass in 70 of their last 89 games for a total of 113 pickoffs, the latest being a red-zone interception by Graham Spalding last week against South Dakota.

Colby Humphrey came up with the Jackrabbits' first interception of the season late in the first quarter of the Sept. 14 game versus Augustana, followed by two-interception performances by the team in consecutive games against Southeastern Louisiana and Northern Iowa.

Senior cornerback Steven Arrell notched interceptions in each of the road wins at Southeastern Louisiana and UNI.

SDSU CAREER FIELD GOALS

1. Parker Douglass, 2004-07	62
2. Justin Syrovatka, 2011-14	55
3. Chase Vinatieri, 2016-19	47
4. Hunter Dustman, 2020-present.....	44
5. Brett Gorden, 1995-98	36
6. Peter Reifenrath, 2008-10	34
7. Cole Frahm, 2019-21	33
8. Adam Vinatieri, 1991-94.....	27
9. Tony Harris, 1977-80	23
K.C. Johnson, 1984-86	23
Keith Witt, 2002-03.....	23

OVERTIME GAMES

1998:	SDSU 30, Nebraska-Omaha [2 OT] (Oct. 17, 1998, at Coughlin-Alumni Stadium)
2002:	Augustana 39, SDSU 33 [3 OT] (Oct. 19, 2002, at Sioux Falls)
2004:	Southern Utah 23, SDSU 17 [2 OT] (Nov. 13, 2004, at Cedar City, Utah)
2007:	Western Illinois 29, SDSU 26 [4 OT] (Aug. 30, 2007, at Macomb, Ill.)
2008:	McNeese State 46, SDSU 44 [3 OT] (Oct. 4, 2008, at Coughlin-Alumni Stadium)
2011:	SDSU 43, Missouri State 36 [2 OT] (Oct. 29, 2011, at Springfield, Mo.)
2013:	SDSU 37, Northern Iowa 34 [2 OT] (Oct. 26, 2013, at Coughlin-Alumni Stadium)
2015:	Western Illinois 30, SDSU 24 [2 OT] (Nov. 21, 2015, at Macomb, Ill.)
2017:	SDSU 27, Illinois State 24 [OT] (Nov. 11, 2017, at Dana J. Dykhous Stadium)
2018:	SDSU 54, Indiana State 51 [OT] (Oct. 6, 2018, at Dana J. Dykhous Stadium)
2021:	Southern Illinois 42, SDSU 41 [OT] (Oct. 9, 2021, at Dana J. Dykhous Stadium)
2024:	SDSU 20, South Dakota 17 [OT] (Oct. 26, 2024, at Dana J. Dykhous Stadium)

Overall, SDSU is 6-6 in overtime games

DOUBLE-DUTY DUSTMAN: Senior Hunter Dustman has figured prominently in the Jackrabbits' special teams efforts the past three seasons.

A native of East Bethel, Minnesota, Dustman has handled both the kicking and punting duties for the Jackrabbits. As the placekicker, he has put together back-to-back 100-point seasons, scoring 113 points in 2022 and 122 points during the 2023 season. He made 18 field goals each of the past two seasons and has seven so far during the 2024 campaign, including two Oct. 5 at Northern Iowa, to stand fourth on the program career charts with 44 field goals.

In addition, Dustman set an SDSU single-season record with 68 extra points in 2023.

A four-time Missouri Valley Football Conference Special Teams Player of the Week award winner, Dustman has averaged 42.0 yards on 149 career punts. He got off to a solid start to the 2024 season by making both of his field goal attempts (31 and 48 yards) and averaging 48 yards on three punts with a long of 53 Aug. 31 at Oklahoma State.

SDSU is currently 10th in net punting among FCS teams with an average of 41.3 yards per attempt.

MANY HAPPY RETURNS: South Dakota State raced out to a 28-0 lead a minute into the second quarter of its 2023 season opener against Western Oregon thanks to a pair of long interception returns for touchdowns by its starting safeties.

First, Colby Huerter hauled in an interception off a deflection by DyShawn Gales for a 54-yard return for touchdown. On the first play of the second quarter, Tucker Large picked off a pass and weaved his way through traffic for a 64-yard score.

It marked the fifth time in the Division I era of Jackrabbit football (since 2004) that SDSU returned two interceptions for touchdowns in the same game. The others:

- Sept. 29, 2007 vs. Stephen F. Austin – Jimmy Rogers (32 yards, Q2), Conrad Kjerstad (82, Q4);
- Nov. 10, 2007 vs. Southern Utah — Tyler Koch (45 and 99 yards in Q4);
- Oct. 1, 2016 vs. Western Illinois – Christian Rozeboom (37 yards, Q3), Dallas Brown (19, Q3);
- Nov. 27, 2021 vs. UC Davis — Adam Bock (39 yards, Q3), Dalys Beanum (59, Q4).

SDSU also scored two return touchdowns in the Dec. 15 semifinal victory against UAlbany when Tucker Large returned a punt 79 yards to the end zone midway through the second quarter and Jason Freeman scooped up a fumble on the second play of the second half and returned it 34 yards to push the Jackrabbit lead to 42-0.

WORKING OVERTIME: South Dakota State's 20-17 overtime victory over South Dakota on Oct. 26 marked the first time the Jackrabbits went to an extra session since 2021.

Since overtime rules were implemented in College football in the mid-1990s, SDSU has compiled a 6-6 record in overtime games. The Jacks have now won three of the four overtime contests they have played at Dana J. Dykhous Stadium.

NO PASSING, NO PROBLEM: South Dakota State mustered only 76 yards on 8-of-19 passing in its 41-0 shutout victory Sept. 21 at Southeastern Louisiana. The Jacks more than made up for their deficiency in the passing game by rushing for a season-high 341 yards.

The Jackrabbits' 76 passing yards marked their lowest output through the air in a game since an 87-yard outing in the 2022 season opener at Iowa. It also was the fewest passing yards in an SDSU victory since throwing for a mere 70 yards in a 44-3 road win at Southern Illinois during the COVID-altered 2020-21 spring campaign.

BEANUM BOOSTS RETURN GAME: Starting cornerback Dalys Beanum has spelled an injured Tucker Large as the Jackrabbits' primary punt returner this season and responded by returning a punt 88 yards for a touchdown to open the scoring in South Dakota State's 41-0 victory at Southeastern Louisiana on Sept. 21.

Beanum's touchdown marked the longest punt return by a Jackrabbit since a 94-yarder for touchdown by Paul Aanonson in the 2007 Great West Football Conference title game against North Dakota State.

2024 SEASON HIGHS

TEAM GAME HIGHS

RUSHING ATTEMPTS: 44, vs. South Dakota, 10-26-24
RUSHING YARDS: 404, vs. Youngstown State, 10-12-24
YARDS PER RUSH: 16.2, vs. Youngstown State, 10-12-24
RUSHING TOUCHDOWNS: 5, at Southeastern Louisiana, 9-21-24
PASS ATTEMPTS: 37, vs. Incarnate Word, 9-7-24
PASS COMPLETIONS: 21, vs. Incarnate Word, 9-7-24, and vs. South Dakota, 10-26-24
YARDS PASSING: 285, vs. Incarnate Word, 9-7-24
YARDS PER PASS: 9.7, at Northern Iowa, 10-5-24
PASSING TOUCHDOWNS: 4, vs. Incarnate Word, 9-7-24
TOTAL PLAYS: 74, vs. Incarnate Word, 9-7-24
TOTAL OFFENSE: 557, vs. Youngstown State, 10-12-24
YARDS PER PLAY: 13.0, vs. Youngstown State, 10-12-24
POINTS: 63, vs. Youngstown State, 10-12-24
FIRST DOWNS: 31, vs. Incarnate Word, 9-7-24
SACKS BY: 4, at Southeastern Louisiana, 9-21-24
PENALTIES: 10, at North Dakota State, 10-19-24
PENALTY YARDS: 110, vs. Augustana, 9-14-24
TURNOVERS BY: 3, vs. Augustana, 9-14-24
TURNOVERS FORCED: 4, at Northern Iowa, 10-5-24
INTERCEPTIONS BY: 2, at Southeastern Louisiana, 9-21-24, and at Northern Iowa, 10-5-24
PASS BREAKUPS: 7, at Southeastern Louisiana, 9-21-24
FUMBLE RECOVERIES: 2, at Northern Iowa, 10-5-24
PUNTS: 6, at North Dakota State, 10-19-24
TIME OF POSSESSION: 35:17, vs. Incarnate Word, 9-7-24

SDSU has made a habit out of scoring on punt plays the past two seasons. Over the last 10 games dating back to the 2023 FCS playoffs, the Jacks have scored on four punt plays — two blocked punts and two punt returns.

Last postseason, Matthew Durrance blocked a Villanova punt and returned it 45 yards for a score. A week later, Tucker Large returned a punt 79 yards for a touchdown against UAlbany.

Following Benum's punt return for touchdown at Southeastern Louisiana, Noah Thompson added a 49-yard return to paydirt Oct. 5 at Northern Iowa following a block by Cullen McShane.

For good measure, Angel Johnson returned the opening kickoff of the Oct. 12 Hobo Day game against Youngstown State 99 yards for a touchdown. Johnson's kick return for TD was the first by a Jackrabbit player since Cade Johnson went 99 yards in a 2017 FCS playoff game versus New Hampshire.

FREUND JOINS COACHING STAFF: Danny Freund was hired as co-offensive coordinator and quarterbacks coach in January 2024. He will share coordinator duties with Ryan Olson, who has been a member of the SDSU coaching staff since 2021 and will retain duties coaching the offensive line.

Freund spent the last dozen years coaching at the University of North Dakota, including serving as offensive coordinator and quarterbacks coach since 2018. He helped lead the Fighting Hawks to five FCS playoff appearances, as well as a share of the Missouri Valley Football Conference title during the 2020-21 spring season.

Prior to his role as offensive coordinator, Freund had stints coaching UND's running backs, fullbacks and wide receivers. He also held the title of associate head coach during the 2023 season, when the Fighting Hawks averaged 34.1 points per game en route to a postseason berth. He was honored by RII Sports Technology with its GRAPHITE Award, which recognizes excellence and efficiency in play-calling.

Freund was a two-year team captain (2007, 2008) as UND made the transition from NCAA Division II, compiling a 16-6 record as the starting quarterback. He set multiple school passing records before embarking on his coaching career as a graduate assistant at Carthage College in Kenosha, Wisconsin, in 2010. Freund returned to Grand Forks and UND in 2011.

THE 12TH MAN: South Dakota State benefited from large crowds throughout the 2023 regular season, averaging 18,208 fans after coming off the program's first national championship.

The Jackrabbits drew their first of four sellout crowds last season when 19,332 fans came out for the Sept. 9 showdown against Montana State, which at the time tied for the second-largest attendance in the seven-year history of Dana J. Dykhouse Stadium. The crowd played a big role in the game, helping factor in nine false-start penalties by Montana State in the game, including six in the final quarter.

The Nov. 4 Dakota Marker game against North Dakota State, which was a rematch from the 2022 FCS national championship game, drew a stadium-record 19,431 fans.

Two other crowds last season reached sellout status, with 19,357 fans clicking through the turnstiles for the Oct. 14 Hobo Day game versus Northern Iowa and a total of 19,231 fans in attendance for the Sept. 30 league opener with North Dakota.

SDSU also set program playoff attendance records in all three postseason games the Jackrabbits hosted, highlighted by a crowd of 12,265 for the semifinal game against UAlbany.

Large crowds are continuing to fill Dana J. Dykhouse Stadium in 2024 as all four Jackrabbit home games this season have all been sellouts and rank in the top nine for most-attended games in facility history. The Oct. 26 Interstate Series game versus South Dakota attracted 19,351 fans, making it the fifth-largest crowd in the nine-year history of the venue.

DANA J. DYKHOUSE STADIUM RECORDS

YEAR-BY-YEAR RECORDS

2016	6-1
2017	7-1
2018	7-0
2019	5-3
2020-21	5-0
2021	5-2
2022	9-0
2023	9-0
2024	4-0
TOTALS	57-7

ATTENDANCE TOP 10

Nov. 4, 2023 • vs. North Dakota State	19,431
Sept. 14, 2024 • vs. Augustana	19,376
Oct. 26, 2019 • vs. North Dakota State	19,371
Oct. 14, 2023 • vs. Northern Iowa	19,357
Oct. 26, 2024 • vs. South Dakota	19,351
Oct. 8, 2022 • vs. South Dakota	19,332
Sept. 9, 2023 • vs. Montana State	19,332
Oct. 12, 2024 • vs. Youngstown State	19,331
Sept. 7, 2024 • vs. Incarnate Word	19,231
Sept. 30, 2023 • vs. North Dakota	19,231

DANA J. DYKHOUSE STADIUM: Jackrabbit football moved into a new home in September of 2016 with the completion of Dana J. Dykhous Stadium.

The stadium, which was constructed in phases on the site of SDSU's previous home field, Coughlin-Alumni Stadium, seats 19,340 spectators and cost \$65 million to build.

Dana J. Dykhous Stadium is being funded through private gifts and long-term revenue streams, including concessions and suite, loge box and ticket sales. Bonds are financing nearly two-thirds of the project's construction, with the remaining dollars coming from private support. Lead gifts totaling \$12.5 million from former Jackrabbit football player and Sioux Falls banker Dana Dykhous and philanthropist T. Denny Sanford were announced in October 2013.

The stadium officially opened Sept. 8, 2016, featuring a concert by country music stars Luke Bryan, Little Big Town and Lee Brice as part of the Jacks Bash opening weekend. The first football game was two days later, on Sept. 10, when the Jackrabbits defeated Drake, 56-28.

SDSU has gone on to post a 57-7 record at Dana J. Dykhous Stadium during its eight-plus seasons of operation, including a 14-1 mark in FCS playoff games. The Jacks' current home winning streak is 25 games (including playoff games), with their last home loss a 26-17 setback to Northern Iowa on Oct. 23, 2021.

In 2023, the Jackrabbits completed their fourth undefeated season while playing at Dana J. Dykhous Stadium, compiling a 9-0 record. SDSU previously posted perfect home records in 2018 (7-0), the 2020-21 spring season (5-0) and 2022 (9-0).

Dana J. Dykhous Stadium was designed by Kansas City-based Crawford Architects, with the construction firm JE Dunn serving as the project manager at risk and Henry Carlson Company of Sioux Falls serving as general contractor.

JACKS IN THE PROS: Six former Jackrabbit standouts were on opening day rosters as the 2024 National Football League kicked off last month, continuing the Jackrabbits' long tradition of developing players into pro prospects.

Headlining the list is tight end Dallas Goedert of the Philadelphia Eagles. After being selected in the second round of the 2018 NFL Draft, Goedert has gone on to record 331 receptions for 3,890 yards and 22 touchdowns in seven seasons. In helping lead the Eagles to the Super Bowl during the 2022 season, Goedert caught 55 passes for 702 yards and three touchdowns. He ranks second on the Eagles for receptions (24) and receiving yards (301) during the 2024 season, including posting a career day of 10 catches for 170 yards Sept. 22 against New Orleans.

Also at tight end is second-year pro Tucker Kraft with the Green Bay Packers. A third-round pick in 2023, Kraft turned in a strong second half to his rookie season, finishing the year with 31 catches for 355 yards and a pair of touchdowns. He has emerged as a top target for the Packers by leading the team with five touchdown receptions while ranking third on the squad with 24 catches and 342 receiving yards.

Linebacker Christian Rozeboom earned a Super Bowl ring with the Rams during the 2021 season. A member of the Rams' practice squad in 2020, Rozeboom made his NFL debut with the Kansas City Chiefs early in 2021 before returning to Los Angeles and seeing action mostly on special teams for the Rams for the remainder of the regular season and postseason.

Rozeboom earned a starting spot in 2023 and ranked fourth on the team with 79 tackles while adding an interception. He has registered 54 tackles so far in 2024 to share the team lead.

Running back Pierre Strong, Jr., who was drafted in 2022 by New England, is currently in his second year with the Cleveland Browns. He has seen most of his action special teams, returning nine kickoffs for 208 yards (23.1 ypr). Strong also has recorded seven receptions for 77 yards and has rushed 15 times for 56 yards in six games so far this season. For his career, Strong has averaged 5.1 yards per carry while rushing for two touchdowns, and has caught 19 passes for 166 yards.

PRONUNCIATION GUIDE

COACHES

Danny Freund	froid
Jake/Pete Menage	MEN-age

PLAYERS

Jack Amer	AIM-er
Steven Arrell	ah-RELL
Max Baloun	bah-LOON
Evan Beerntsen	BURNT-sen
Brenden Begeman	BEG-ah-man
Matthew Durrance	durr-ANTS
Caleb Franci	FRANCE-III
Grahm Goering	GORE-ing
Mark Gronowski	grow-NOW-ski
Colby Huerter	HURT-er
Randy Keumogne	cah-MOAN-yay
Isaac Krael	KROTZ-ill
Aaron Kusler	COOSE-ler
Daeton Mcgaughy	Mc-GOY
Joe Ollman	OHL-man
William Paepke	PAP-key
Kentrell Prejean	KEN-trell PRAY-john
Dawson Ripperda	RIP-er-dah
Noah St-Juste	saint-JOOST
Jace Sifore	CY-for
Davin Stoffel	STAW-full
Ethan Vibert	VY-bert
Griffin Wilde	WILL-dee

He had his best game of the season thus far with 78 all-purpose yards Oct. 13 at Philadelphia.

SDSU had two more players selected in the NFL Draft in 2024 when Mason McCormick was taken in the fourth round by Pittsburgh and Isaiah Davis was a fifth-round pick of the New York Jets.

McCormick made his first career start in a Week 4 game against Indianapolis while Davis has registered 18 yards on four carries and has returned seven kickoffs for 179 yards (25.6 ypr) in limited action thus far in 2024.

Six others who played on both Jackrabbit national championship teams later signed as free agents: cornerback DyShawn Gales (Cleveland); offensive tackle Garret Greenfield (Seattle); tight end Zach Heins (Los Angeles Chargers); wide receivers Jadon and Jaxon Janke (Houston), and linebacker/safety Isaiah Stalbird (New Orleans). Greenfield and Stalbird were later assigned to their respective teams' practice squads.

Stalbird has spent time on the active roster and has been credited with three tackles in three games.

Headlining the list of Jackrabbit pro football alumni are Hall of Famer Jim Langer and the NFL's career scoring leader, Adam Vinatieri.

Langer who played football at SDSU from 1967-69 and also was an All-American in baseball, played center on every offensive down during the Miami Dolphins' perfect season in 1972. He was a first-team All-Pro four times and was selected to play in six Pro Bowl games. He played in three Super Bowl games with the Dolphins from 1970-79 before finishing his career with the Minnesota Vikings from 1980-81. Langer passed away in September 2019.

Vinatieri wrapped up his playing career after becoming the NFL's all-time scoring leader in 2018 as a member of the Indianapolis Colts. Over Vinatieri's 24 seasons from 1996-2019, his totals include NFL bests of 599-of-715 on field goal attempts, 83.8 percent, and 2,673 career points. He also ranks second in career extra points with 874.

In all, Vinatieri set 15 NFL records, including 21 100-point seasons.

ROGERS SHOW: The Jimmy Rogers Radio Show airs throughout the 2024 season.

The weekly, hour-long show originates in front of a live audience at 6 p.m. Mondays at Cubby's Sports Bar and Grill in downtown Brookings. Hosted by Tyler Merriam, the show airs along the Jackrabbit Sports Network, including flagship station WNAX 570 AM, and can be heard through the Jackrabbit app and online at GoJacks.com.

Weekly segments include interviews with Jackrabbit coaches, student-athletes and others associated with SDSU football. Fans in attendance can register for prizes.

A LOOK AHEAD: The Jackrabbits head back out on the road for a Nov. 9 trip to nationally ranked North Dakota. Kickoff is set for 1 p.m. at the Alerus Center in Grand Forks, N.D.

SDSU's final regular season home game is slated for Nov. 16 versus Southern Illinois, with kickoff tabbed for 2 p.m.

DEPTH CHART vs. MURRAY STATE

OFFENSE

LT	69	Quinten Christensen, 6-5, 300, So., Wessington Springs, S.D.
	62	Kenyon BigBow, 6-5, 295, R-Fr., Anadarko, Okla.
LG	64	Ethan Vibert, 6-4, 310, Sr., Regina, Saskatchewan
	77	William Paepke, 6-5, 295, R-Fr., Rapid City, S.D.
C	50	GUS MILLER, 6-3, 295, Sr., Brookings, S.D.
	74	Shane Willenbring, 6-4, 285, Fr., La Crosse, Wis.
RG	61	EVAN BEERNTSEN, 6-4, 300, Sr., De Pere, Wis.
	54	Jalen Lee, 6-3, 310, Sr., Robbins, Ill.
RT	76	Sam Hagen, 6-6, 315, Jr., Fordville, N.D.
or	78	Marcus Hicks, 6-6, 320, Sr., Wichita, Kan.
	68	Nick Bakken, 6-5, 275, Fr., Whitefish Bay, Wis.
TE	87	Davin Stoffel, 6-6, 250, R-Fr., Mosinee, Wis.
(Y)	89	Brody Gormley, 6-7, 245, So., Topeka, Kan.
TE	83	David Alpers, 6-6, 240, So., Sioux Falls, S.D.
or	44	Kevin Brenner, 6-3, 240, Sr., Silver Lake, Wis.
	43	Andrew Gustad, 6-1, 235, So., Volin, S.D.
WR	12	Grahm Goering, 6-2, 200, Jr., Iowa City, Iowa
(X)	6	Elijah Ervin, 6-1, 195, Jr., Phoenix, Ariz.
or	80	Lofton O'Groske, 6-2, 200, Fr., Coon Rapids, Minn.
WR	4	Kentrell Prejean, 5-8, 160, R-Fr., Lafayette, La.
(W) or	15	Devon Cole Jr., 5-10, 185, Sr., Clermont, Fla.
WR	18	Griffin Wilde, 6-2, 200, So., Sioux Falls, S.D.
(Z)	2	Marcus Preston, 6-2, 200, Sr., Lawrence, Kan.
or	19	Jack Smith, 6-0, 190, Fr., Sioux Falls, S.D.
QB	11	MARK GRONOWSKI, 6-3, 225, Sr., Naperville, Ill.
	7	Chase Mason, 6-4, 230, Jr., Hurley, S.D.
	5	Jon Bell, 6-3 195, Jr., Naperville, Ill.
RB	3	Amar Johnson, 5-10, 200, Sr., O'Fallon, Mo.
	21	Angel Johnson, 5-9, 195, Jr., Viborg, S.D.
or	20	Kirby Vorhees, 5-11, 205, R-Fr., Lutz, Fla.

Returning starters indicated in CAPS

DEFENSE

DE	57	Levi Vanden Bos, 6-3, 250, Jr., Rock Valley, Iowa
	90	Randy Keumonge, 6-2, 240, Sr., Oakdale, Minn.
NT	93	Max Baloun, 6-6, 285, Jr., Redfield, S.D.
	96	Bryce Hawthorne, 6-3, 285, R-Fr., Osseo, Minn.
DT	52	JAROD DePRIEST, 6-5, 285, Sr., Trivoli, Ill.
	51	Logan Green, 6-4, 290, So., Northboro, Iowa
or	55	Aaron Wolfcale-Holsten, 6-2, 285, Jr., Gilbert, Ariz.
DE	94	Kobe Clayborne, 6-0, 275, Jr., Sioux City, Iowa
	95	Zac Wilson, 6-4, 245, Sr., Chipley, Fla.
or	99	Dawson Ripperda, 6-4, 245, So., Larchwood, Iowa
LB	29	Graham Spalding, 6-2, 210, Sr., Oviedo, Fla.
(Will)	0	Daeton Mcgaughy, 6-0, 205, Sr., Elwood, Kan.
or	40	Aaron Kusler, 6-3, 230, Sr., Sioux Falls, S.D.
LB	32	ADAM BOCK, 6-1, 225, Sr., Solon, Iowa
(Mike)	11	Joe Ollman, 6-1, 225, So., Mequon, Wis.
or	5	Cullen McShane, 6-2, 230, So., Marquette, Iowa
LB	9	Caleb Francl, 6-1, 195, Sr., Grand Island, Neb.
(Sam)	28	Chase Van Tol, 6-1, 200, R-Fr., Tea, S.D.
LCB	22	Colby Humphrey, 5-11, 185, Sr., Birmingham, Ala.
	4	Steven Arrell, 6-3, 195, Sr., Brooklyn Park, Minn.
FS	1	Tucker Large, 5-11, 185, Jr., Sioux Falls, S.D.
or	23	Matthew Durrance, 6-2, 215, Jr., Lutz, Fla.
SS	14	Colby Huerter, 6-1, 205, Sr., Katy, Texas
	26	Kolten Tilford, 5-9, 180, R-Fr., North Platte, Neb.
	27	Noah Thompson, 6-0, 185, So., Brandon, S.D.
LCB	7	DALYS BEANUM, 6-1, 200, Sr., Omaha, Neb.
	13	Aydan Dautermann, 6-0, Jr., Hartford, Wis.

SPECIAL TEAMS


PK	10	HUNTER DUSTMAN, 6-4, 225, Sr., East Bethel, Minn.
	99	Jack Stevens, 6-0, 160, Fr., North Augusta, S.C.
P	10	HUNTER DUSTMAN, 6-4, 225, Sr., East Bethel, Minn.
	41	Max Pelham, 6-1, 195, Jr., Ankeny, Iowa
Long	37	KAYDON OLIVIA, 5-11, 215, Jr., Schertz, Texas
Snaps	19	Jack Smith, 6-0, 190, Fr., Sioux Falls, S.D.
or	59	Carson Strohsbeen, 6-1, 210, R-Fr., Sioux City, Iowa
Holder	5	Jon Bell, 6-3 195, Jr., Naperville, Ill.
	41	Max Pelham, 6-1, 195, Jr., Ankeny, Iowa
KOR	21	Angel Johnson, 5-9, 195, Jr., Viborg, S.D.
	3	Amar Johnson, 5-10, 200, Sr., O'Fallon, Mo.
or	34	Maxwell Woods, 5-10, 185, Fr., Carver, Minn.
PR	7	Dalys Beanum, 6-1, 200, Sr., Omaha, Neb.
	4	Kentrell Prejean, 5-8, 160, R-Fr., Lafayette, La.



South Dakota State University JACKRABBITS

2024 Football Roster

No.	NAME	Pos	Ht	Wt	Yr	HOMETOWN	No.	NAME	Pos	Ht	Wt	Yr	HOMETOWN
0	Daeton Mcgaughy	LB	6-0	205	Sr.	Elwood, Kan.	44	Kevin Brenner	TE	6-3	240	Sr.	Silver Lake, Wis.
1	Tucker Large	S	5-11	185	Jr.	Sioux Falls, S.D.	45	Boden Schiller	LB	6-1	200	Fr.	Volga, S.D.
2	Marcus Preston	WR	6-2	200	Sr.	Lawrence, Kan.	46	Blake Leiferman	TE	6-5	250	Fr.	Kimball, S.D.
3	Amar Johnson	RB	5-10	205	Sr.	O'Fallon, Mo.	47	Kytan Fyfe	LB	6-2	205	R-Fr.	Grand Island, Neb.
3	Dontay Johnson	S	6-2	190	So.	Fort Collins, Colo.	48	Jack Nash	LB	6-1	185	Fr.	Palmer, Alaska
4	Steven Arrell	CB	6-3	200	Sr.	Brooklyn Park, Minn.	49	Beau Baker	TE	6-6	250	Fr.	Springfield, Ky.
4	Kentrell Prejean	WR	5-8	160	R-Fr.	Lafayette, La.	50	Gus Miller	OL	6-3	295	Sr.	Brookings, S.D.
5	Jon Bell	QB	6-3	195	Jr.	Naperville, Ill.	50	Nick Wells	DE	6-4	260	R-Fr.	Sioux City, Iowa
5	Cullen McShane	LB	6-2	230	So.	Marquette, Iowa	51	Logan Green	DT	6-4	290	So.	Northboro, Iowa
6	Elijah Ervin	WR	6-1	195	Jr.	Phoenix, Ariz.	52	Jarod DePriest	DT	6-5	285	Sr.	Trivoli, Ill.
6	Jalen B. Lee	CB	6-0	200	So.	Wentzville, Mo.	53	Joseph Vieth	LB	6-3	210	Fr.	Omaha, Neb.
7	Dalys Beanum	CB	6-1	200	Sr.	Omaha, Neb.	54	Jalen Lee	OL	6-3	310	Sr.	Robbins, Ill.
7	Chase Mason	QB	6-4	230	Jr.	Hurley, S.D.	55	Aaron Wolfcale-Holsten	DT	6-2	285	Jr.	Gilbert, Ariz.
8	Sammy Dresie	WR	6-2	185	Fr.	Maize, Kan.	56	Fernando Lecuona	DE	6-2	240	Fr.	Omaha, Neb.
8	Blake Peterson	DE	6-4	255	Grad.	Beresford, S.D.	57	Levi Vanden Bos	DE	6-3	250	Jr.	Rock Valley, Iowa
9	Caleb Francl	LB	6-1	195	Sr.	Grand Island, Neb.	58	Jackson Kerstin	OL	6-4	280	R-Fr.	Naperville, Ill.
10	Hunter Dustman	K/P	6-4	225	Sr.	East Bethel, Minn.	59	Carson Strohbeen	LS	6-1	210	R-Fr.	Sioux City, Iowa
11	Mark Gronowski	QB	6-3	230	Sr.	Naperville, Ill.	61	Evan Beerntsen	OL	6-4	300	Sr.	De Pere, Wis.
11	Joe Ollman	LB	6-1	225	So.	Mequon, Wis.	62	Kenyon BigBow	OL	6-5	295	R-Fr.	Anadarko, Okla.
12	Grahm Goering	WR	6-2	200	Jr.	Iowa City, Iowa	63	Kyan Rauk	OL	6-8	285	Fr.	Northfield, Minn.
13	Jack Amer	QB	6-2	215	R-Fr.	Gilbert, Ariz.	64	Ethan Vibert	OL	6-4	310	Sr.	Regina, Saskatchewan
13	Aydan Dautermann	CB	6-0	185	Jr.	Hartford, Wis.	66	Rhett Schaefer	DE	6-3	240	Fr.	Walcott, Iowa
14	Colby Huerter	S	6-1	205	Sr.	Katy, Texas	67	Ian Mutchler	OL	6-4	280	R-Fr.	Morton, Ill.
15	Devon Cole Jr.	WR	5-10	185	Sr.	Clermont, Fla.	68	Nick Bakken	OL	6-5	275	Fr.	Whitefish Bay, Wis.
15	Hudson Metcalf	LB	6-2	215	Sr.	Soldotna, Alaska	69	Quinten Christensen	OL	6-5	300	Fr.	Wessington Springs, S.D.
16	Jack Henry	QB	6-2	205	Fr.	Dell Rapids, S.D.	71	Max Chapman	DT	6-2	300	Fr.	Creston, Iowa
16	Noah St-Juste	CB	5-10	175	R-Fr.	Montreal, Quebec	72	Hayden Venenga	OL	6-6	290	Fr.	Willmar, Minn.
17	Abe Hoskins III	CB	6-1	195	Sr.	Omaha, Neb.	73	Caden Hotz	OL	6-2	280	Fr.	Waverly, Iowa
17	Jack Thue	QB	6-2	190	Fr.	Brandon, S.D.	74	Shane Willenbring	OL	6-4	285	Fr.	La Crosse, Wis.
18	Griffin Wilde	WR	6-2	200	So.	Sioux Falls, S.D.	75	Dawson Rudd	OL	6-6	290	So.	Claremore, Okla.
19	Jack Smith	WR	6-0	190	Fr.	Sioux Falls, S.D.	76	Sam Hagen	OL	6-6	315	Jr.	Fordville, N.D.
20	Kirby Vorhees	RB	5-11	205	R-Fr.	Lutz, Fla.	77	William Paepke	OL	6-5	295	R-Fr.	Rapid City, S.D.
21	Angel Johnson	RB	5-9	195	Jr.	Viborg, S.D.	78	Marcus Hicks	OL	6-6	320	Sr.	Wichita, Kan.
22	Colby Humphrey	CB	5-11	185	Sr.	Birmingham, Ala.	79	Thomas Martian	OL	6-3	280	Fr.	Rapid City, S.D.
23	Matthew Durrance	S	6-2	215	Jr.	Lutz, Fla.	80	Lofton O'Groske	WR	6-2	200	Fr.	Coon Rapids, Minn.
24	Brenden Begeman	RB	6-2	220	R-Fr.	Selby, S.D.	81	Joey Neumann	TE	6-4	235	R-Fr.	Antioch, Ill.
25	Cale Reeder	S	6-0	190	Sr.	Yorkville, Ill.	82	Ky Oday Jr.	WR	5-11	180	So.	Denver, Colo.
26	Kolten Tilford	S	5-9	180	R-Fr.	North Platte, Neb.	83	David Alpers	TE	6-6	240	So.	Sioux Falls, S.D.
27	Noah Thompson	S	6-0	185	So.	Brandon, S.D.	84	Joe Randle	WR	6-3	205	R-Fr.	St. Anthony, Minn.
28	Chase Van Tol	LB	6-1	200	R-Fr.	Tea, S.D.	85	Joe Roll	WR	5-9	180	R-Fr.	Gretna, Neb.
29	Graham Spalding	LB	6-2	215	Sr.	Oviedo, Fla.	86	Patrick Hoffmann	WR	6-1	195	Sr.	Naperville, Ill.
30	Cody Cotton	CB	6-0	170	Jr.	Pleasant Prairie, Wis.	87	Davin Stoffel	TE	6-6	250	R-Fr.	Mosinee, Wis.
31	Trey Ridley	S	6-1	200	Fr.	Overland Park, Kan.	88	Greyton Gannon	TE	6-4	235	So.	Eagle, Wis.
32	Adam Bock	LB	6-1	225	Sr.	Solon, Iowa	89	Brody Gormley	TE	6-7	245	So.	Topeka, Kan.
33	Bryce Johnson	LB	6-3	215	So.	Parker, Colo.	90	Randy Keumogne	DE	6-3	240	Sr.	Oakdale, Minn.
34	Maxwell Woods	RB	5-10	185	Fr.	Carver, Minn.	91	Jace Sifore	DT	6-4	290	So.	Howard, S.D.
35	Quinton Renfro	RB	5-11	185	Fr.	Joplin, Mo.	92	Sam Watts	DE	6-3	245	Fr.	Cedar Rapids, Iowa
36	Dane Miller	WR	6-3	185	So.	Hardy, Neb.	93	Max Baloun	DT	6-6	285	Sr.	Redfield, S.D.
37	Kaydon Olivia	LS	5-11	215	Jr.	Schertz, Texas	94	Kobe Clayborne	DT	6-0	275	Jr.	Sioux City, Iowa
37	Carsten Reynolds	LB	6-3	205	Fr.	Sedro-Wooley, Wash.	95	Zac Wilson	DE	6-4	245	Sr.	Chipley, Fla.
38	Max Stanard	S	5-11	190	Fr.	Manhattan, Kan.	96	Bryce Hawthorne	DT	6-3	285	R-Fr.	Osseo, Minn.
40	Brayden Delahoyde	TE	6-5	220	Fr.	Spearfish, S.D.	96	Jackson Isakson	K/P	6-2	190	R-Fr.	Aberdeen, S.D.
40	Aaron Kusler	LB	6-3	230	Sr.	Sioux Falls, S.D.	97	Reis Kirschenman	DE	6-4	245	R-Fr.	Tea, S.D.
41	Max Pelham	P	6-1	195	Jr.	Ankeny, Iowa	98	Mac Muller	DT	6-1	270	Fr.	Osage, Iowa
42	Anthony Palano	LB	6-1	210	Fr.	Arlington Heights, Ill.	99	Dawson Ripperda	DE	6-4	245	So.	Larchwood, Iowa
43	Andrew Gustad	TE	6-1	235	So.	Volin, S.D.	99	Jack Stevens	K	6-0	160	Fr.	North Augusta, S.C.



JIMMY ROGERS

Head Coach • Second Season

Alma Mater: South Dakota State, 2009

Jimmy Rogers was introduced as the 21st head football coach in South Dakota State University history on Jan. 20, 2023, continuing his long association with Jackrabbit football that began as a student-athlete and has continued through the coaching ranks.

In his first season as a head coach, Rogers led the Jackrabbits to their second consecutive Football Championship Subdivision national title and finished the 2023 campaign with a perfect 15-0 record. SDSU held the top spot in both major FCS polls throughout the 2023 season and carried a 29-game winning streak — the third-longest winning streak in subdivision history — into his second season. He became the second SDSU head coach in as many years to be honored with the Eddie Robinson Award as the top FCS coach, joining his mentor, John Stiegelmeier, in 2022.

SDSU led the FCS ranks 10 different statistical categories on both sides of the ball in 2023, most notably scoring defense (9.3 points per game), total defense (257.2 yards per game), team passing efficiency (174.26) and third-down conversion percentage (.535). The Jackrabbits raised their level of play during their four-game postseason run, outscoring the opposition by a combined 146-15, including posting a pair of shutouts.

Six members of the 2023 team were honored on All-America teams, including Walter Payton Award winner Mark Gronowski at quarterback. In addition, a total of eight players were either drafted or signed free agent NFL contracts.

Rogers also played an integral role in the Jackrabbits winning their first national title in football during the 2022 season by directing a defense that led the Football Championship Subdivision in rushing defense by allowing only 88.1 yards per game on the ground. SDSU tied for the FCS lead with 18 interceptions and also ranked second in total defense (274.1 yards per game), third in scoring defense (15.8 points per game) and fourth in turnovers gained (26).

The Jackrabbits finished the 2022 season on a 14-game winning streak and held the No. 1 ranking in both the Stats Perform media poll and FCS coaches' poll the final two months of the year.

Rogers was honored as the 2022 FCS Coordinator of the Year by FootballScoop.com, and also was selected to participate in the AFCA's 35 Under 35 Coaches Leadership Institute.

A former standout defensive player for South Dakota State, Rogers returned to his alma mater in June 2013 to coach the Jackrabbit linebackers.

The 2022 campaign marked his first — and only — season as the team's sole defensive coordinator duties after sharing the role for three seasons. He previously was elevated to assistant head coach after the 2019 campaign.

In his first season, Rogers directed a linebacking corps whose three regular starters — R.C. Kilgore, T.J. Lally and Charles Elmore — combined for 290 tackles. Kilgore led the team with 134 tackles and also led the nation with five fumble recoveries en route to first-team all-Missouri Valley Football Conference recognition.

Rogers again coached a 100-tackle performer in 2014 as Lally led the squad with 117 tackles en route to earning second-team all-MVFC recognition.

The 2015 Jackrabbit linebacking crew again featured the squad's top two tacklers as Lally turned in the third 100-tackle season of his career with a team-best 102 stops and Jesse Bobbit added 97 tackles. Lally received second-team all-MVFC recognition for the third time, while Bobbit was an honorable mention selection.

Under Rogers' guidance, Christian Rozeboom burst onto the Football Championship landscape in 2016 by being named MVFC Freshman of the Year and finishing second in the balloting for the STATS FCS Jerry Rice Award as the top freshman in the Football Championship Subdivision after tallying a team-best 132 tackles.

Rogers' linebacking corps again earned multiple awards en route to the FCS title game during the 2020-21 season that was moved to the spring. The team's starters ranked as the top three tacklers during the 10-game season as Adam Bock (74 tackles), Logan Backhaus (72 tackles) and Preston Tetzlaff (70 tackles) paced the squad. Backhaus was honored on a number of All-America teams, while Bock was a freshman All-America honoree and Tetzlaff was awarded the NCAA Elite 90 Award at the national championship.

In all, Rogers coached a 100-tackle linebacker in eight of his 10 seasons leading the position group.

A native of Hamilton, Arizona, Rogers previously served as a graduate assistant at both SDSU (2010-11) and Florida Atlantic University in Boca Raton, Florida (2012).

As a player, Rogers lettered for the Jackrabbits from 2006-09 and was a two-time all-conference selection. He led both the team and the Great West Football Conference with 110 tackles in 2007 as South Dakota State claimed the league title and Rogers was a first-team all-GWFC selection. He again led the squad in tackles in 2008 with 93 en route to earning second-team all-Missouri Valley Football Conference honors.

He was a captain on the Jackrabbits' first FCS playoff team in 2009, recording 66 tackles his senior season to finish his four-year career with 312 stops in 46 games. He also intercepted three passes and forced three fumbles in an SDSU uniform.

THE ROGERS FILE

AS HEAD COACH

- 21-2 record in two seasons
- 2023 Eddie Robinson Award recipient
- Led South Dakota State to first perfect season in program history
- 2023 Missouri Valley Football Conference champion

AS AN ASSISTANT COACH

- Team Record of 97-36 over 10 Seasons as a full-time assistant coach
- 10 Consecutive FCS Playoff Berths
- 2022 FCS National Champions
- Linebackers Coach (2013-22)
- Co-Defensive Coordinator (2019-21)
- Defensive Coordinator (2022)
- FootballScoop.com FCS Coordinator of the Year (2022)
- AFCA 35 Under 35 Coaches Leadership Institute (2022)

AS A PLAYER

- Four-Year Letterman (2006-09)
- Team Captain (2009)
- First-Team All-Great West Football Conference (2007)
- Second-Team All-Missouri Valley Football Conference (2008)
- Two-Time Team Tackles Leader (110 in 2007, 93 in 2008)
- Career Totals Included: 312 Tackles, 3 Interceptions and 3 Forced Fumbles



7-DALYS BEANUM

6-0, 200, Senior • Cornerback

Omaha, Nebraska (Millard West H.S.)

FOOTBALL HONORS AND HIGHLIGHTS:

- All-Missouri Valley Football Conference Honorable Mention (2022, 2023)
- MVFC Commissioner's List of Academic Excellence (2021)
- MVFC Honor Roll (2020-21, 2021, 2023)

OTHER CAREER NOTES:

- Tied for third on SDSU career charts with 12 interceptions
- Led team in interceptions in both 2021 (4) and 2023 (5)
- Returned interceptions for touchdowns against Dixie State [Utah Tech] (36 yards) and UC Davis (59 yards) during 2021 season
- Recorded 88-yard punt return for touchdown at Southeastern Louisiana on Sept. 21, 2024

SDSU CAREER INTERCEPTIONS

1. Charlie Clarksean, 1970-73.....	14
2. Mark Struck, 1991-95	13
3. Mike Jaunich, 1991-94	12
Wayne Rasmussen, 1961-63	12
Dalys BeNUM, 2020-present	12
6. Dan Dummermuth, 1979-81	11
7. Mike Breske, 1976-80	10
Jim Smith, 1982-83	10
Greg Osmundson, 1986-89	10
Chris Coauette, 2001-04	10
Tyler Koch, 2004-07	10
Conrad Kjerstad, 2007-10	10
Je Ryan Butler, 2012-15	10

DALYS BEANUM'S CAREER STATISTICS

YEAR	G	SOLO	AST	TOTAL	TFL-Yds	SACK-Yds	PBU	INT-Yds	BK	FR-Yds	FF
2020-21	7	1	1	2	0-0	0-0	1	0-0	0	0-0	0
2021	15	12	8	20	2.5-3	0-0	1	4-96	0	0-0	1
2022	15	27	10	37	0.5-2	0-0	9	2-10	1	1-0	0
2023	15	15	14	29	0-0	0-0	7	5-66	0	0-0	0
2024	8	19	11	30	1.5-5	0-0	1	1-50	0	0-0	1
CAREER	60	74	44	118	4.5-10	0-0	19	12-222	1	1-0	2

DALYS BEANUM'S 2020-21 GAME-BY-GAME STATISTICS

Game	Solo	Ast	Total	TFL-Yds	Int-Yds	PBU	FF	FR
Western Illinois	0	1	1	0-0	0-0	1	0	0
Southern Illinois	0	0	0	0-0	0-0	0	0	0
North Dakota St.	0	0	0	0-0	0-0	0	0	0
Holy Cross	0	0	0	0-0	0-0	0	0	0
Southern Illinois	1	0	1	0-0	0-0	0	0	0
Delaware	0	0	0	0-0	0-0	0	0	0
Sam Houston	0	0	0	0-0	0-0	0	0	0
Season Totals	1	1	2	0-0	0-0	1	0	0

DALYS BEANUM'S 2021 GAME-BY-GAME STATISTICS

Game	Solo	Ast	Total	TFL-Yds	Int-Yds	PBU	FF	FR
Colorado State	2	1	3	0-0	0-0	0	0	0
Lindenwood	1	0	1	0-0	0-0	0	0	0
Indiana State	0	3	3	0.5-0	0-0	0	0	0
Dixie State	1	1	2	0.5-1	1-36	0	0	0
Southern Illinois	1	1	2	0-0	0-0	0	0	0
Western Illinois	1	0	1	1.0-2	0-0	0	0	0
Northern Iowa	0	1	1	0-0	0-0	0	0	0
Youngstown St.	0	1	1	0.5-0	0-0	0	0	0
North Dakota St.	0	0	0	0-0	0-0	0	0	0
South Dakota	0	0	0	0-0	0-0	0	0	0
North Dakota	0	0	0	0-0	0-0	0	0	0
UC Davis	1	0	1	0-0	3-60	0	0	0
Sacramento St.	2	0	2	0-0	0-0	1	0	0
Villanova	3	0	3	0-0	0-0	0	1	0
Montana State	0	0	0	0-0	0-0	0	0	0
Season Totals	12	8	20	2.5-3	4-96	1	1	0

JACKRABBITS TO WATCH

DALYS BEANUM'S 2022 GAME-BY-GAME STATISTICS

Game	Solo	Ast	Total	TFL-Yds	Int-Yds	PBU	FF	FR
Iowa	2	2	4	0-0	0-0	0	0	0
UC Davis	1	2	3	0.5-2	0-0	0	0	0
Butler	0	1	1	0-0	0-0	1	0	0
Missouri State	2	0	2	0-0	0-0	0	0	0
Western Illinois	0	2	2	0-0	0-0	1	0	0
South Dakota	2	1	3	0-0	1-0	0	0	0
North Dakota St.	4	0	4	0-0	0-0	1	0	0
North Dakota	1	0	1	0-0	0-0	0	0	0
Indiana State	1	0	1	0-0	1-10	1	0	0
Northern Iowa	1	0	1	0-0	0-0	0	0	0
Illinois State	1	0	1	0-0	0-0	1	0	0
Delaware	3	0	3	0-0	0-0	0	0	0
Holy Cross	6	2	7	0-0	0-0	2	0	0
Montana State	2	0	2	0-0	0-0	1	0	0
North Dakota St.	1	0	1	0-0	0-0	1	0	1
Season Totals	27	10	37	0.5-2	2-10	9	0	1

Note: Blocked punt versus South Dakota

DALYS BEANUM'S 2023 GAME-BY-GAME STATISTICS

Game	Solo	Ast	Total	TFL-Yds	Int-Yds	PBU	FF	FR
Western Oregon	1	0	1	0-0	0-0	0	0	0
Montana State	0	2	2	0-0	0-0	0	0	0
Drake	0	0	0	0-0	0-0	0	0	0
North Dakota	2	1	3	0-0	0-0	1	0	0
Illinois State	4	2	6	0-0	0-0	2	0	0
Northern Iowa	2	0	2	0-0	0-0	0	0	0
Southern Illinois	1	2	3	0-0	1-31	0	0	0
South Dakota	0	2	2	0-0	0-0	2	0	0
North Dakota St.	1	2	3	0-0	0-0	1	0	0
Youngstown St.	1	0	1	0-0	0-0	0	0	0
Missouri State	1	1	2	0-0	0-0	0	0	0
Mercer	0	1	1	0-0	1-0	0	0	0
Villanova	2	1	3	0-0	1-0	0	0	0
UAlbany	0	0	0	0-0	1-0	0	0	0
Montana	0	0	0	0-0	1-35	0	0	0
Season Totals	15	14	29	0-0	5-66	7	0	0

DALYS BEANUM'S 2024 GAME-BY-GAME DEFENSIVE STATISTICS

Game	Solo	Ast	Total	TFL-Yds	Int-Yds	PBU	FF	FR
Oklahoma State	3	4	7	0-0	0-0	0	0	0
Incarnate Word	4	1	5	0-0	0-0	0	1	0
Augustana	3	1	4	0.5-1	0-0	0	0	0
SE Louisiana	2	1	3	0-0	0-0	0	0	0
Northern Iowa	0	0	0	0-0	0-0	0	0	0
Youngstown St.	2	0	2	0-0	1-50	1	0	0
North Dakota St.	3	1	4	0-0	0-0	0	0	0
South Dakota	2	3	5	1.0-4	0-0	0	0	0
Season Totals	19	11	30	1.5-5	1-50	1	1	0

DALYS BEANUM'S 2024 GAME-BY-GAME RETURN STATISTICS

Game	PR	Yds	TD	LG
Oklahoma State	0	0	0	0
Incarnate Word	0	0	0	0
Augustana	1	2	0	2
SE Louisiana	3	102	1	*88
Northern Iowa	1	9	0	9
Youngstown State	0	0	0	0
North Dakota State	1	0	0	0
South Dakota	1	9	0	9
Season Totals	7	122	1	*88
Career Totals	10	133	1	*88



32-ADAM BOCK

6-1, 225, Senior • Linebacker

Solon, Iowa (Solon H.S.)

FOOTBALL HONORS AND HIGHLIGHTS:

- Stats Perform FCS Buck Buchanan Award Finalist (2021)
- HERO Sports FCS All-America First Team (2021)
- Stats Perform FCS All-America Second Team (2021)
- HERO Sports FCS Sophomore All-America Team (2021)
- HERO Sports FCS Freshman All-America Team (2020-21)
- All-Missouri Valley Football Conference First Team (2021, 2022)
- MVFC All-Newcomer Team (2020-21)
- MVFC Defensive Player of the Week (April 17, 2021; Sept. 3, 2022)
- Football Championship Subdivision Athletics Directors Association Academic All-Star (2023)
- College Sports Communicators Academic All-District (2022)
- MVFC All-Academic/Scholar-Athlete First Team (2021, 2022, 2023)
- MVFC Commissioner's Academic Excellence Award (2020-21, 2022, 2023)
- MVFC Honor Roll (2019, 2020-21, 2021, 2022, 2023)
- Team Captain (2022, 2023, 2024)
- Returned interception 39 yards for touchdown in Nov. 27, 2021 FCS playoff game versus UC Davis
- Blocked and returned PAT for defensive extra point Oct. 30, 2021 at Youngstown State
- Has recorded double figures for tackles in a game 16 times in his career

SDSU SINGLE-SEASON TACKLES

1. Ross Shafrath, 2012	150
2. R.C. Kilgore, 2013	134
3. Christian Rozeboom, 2016	132
4. Christian Rozeboom, 2017	127
5. Adam Bock, 2021.....	125
6. T.J. Lally, 2014	117
7. Chris Coauette, 2004.....	115
8. Christian Rozeboom, 2019	111
9. Jimmy Rogers, 2007	110
Jesse Bobbit, 2016	110

SDSU CAREER TACKLES

1. Christian Rozeboom, 2016-19	475
2. Greg Osmundson, 1986-89	435
3. T.J. Lally, 2012-15.....	415
4. Adam Bock, 2019-present	402
5. J.D. Alexander, 1971-74	393
6. Darrin Thurston, 1984-87	340
7. Logan Backhaus, 2017-21	329
8. Mark Huelskamp, 1972-75	328
9. Sterne Akin, 1995-98	325
10. Doug Miller, 1989-92	322

Note: Tackles not officially recognized as an NCAA statistic until 2000

ADAM BOCK'S CAREER STATISTICS

YEAR	G	SOLO	AST	TOTAL	TFL-Yds	SACK-Yds	PBU	INT-Yds	BK	FR-Yds	FF
2019	4	3	1	4	0-0	0-0	0	0-0	0	0-0	0
2020-21	10	36	38	74	5.5-20	2.0-15	0	0-0	0	0-0	0
2021	15	66	59	125	9.5-31	2.5-15	6	2-55	1	0-0	2
2022	11	39	37	76	7.5-26	4.0-17	0	0-0	0	1-0	1
2023	10	35	30	65	2.5-12	2.0-11	0	0-0	0	0-0	2
2024	8	24	34	58	5.0-19	1.0-10	0	1-23	0	0-0	0
CAREER	58	203	199	402	29.0-107	11.5-68	6	32-78	1	1-0	5

ADAM BOCK'S 2019 GAME-BY-GAME STATISTICS

Game	Solo	Ast	Total	TFL-Yds	Sack-Yds	Int-Yds	FF	FR
Drake	0	0	0	0-0	0-0	0-0	0	0
North Dakota St.	0	0	0	0-0	0-0	0-0	0	0
Illinois State	2	0	2	0-0	0-0	0-0	0	0
Northern Iowa	1	1	2	0-0	0-0	0-0	0	0
Season Totals	3	1	4	0-0	0-0	0-0	0	0

ADAM BOCK'S 2020-21 GAME-BY-GAME STATISTICS

Game	Solo	Ast	Total	TFL-Yds	Sack-Yds	Int-Yds	FF	FR
Northern Iowa	4	1	5	1.0-7	1.0-7	0-0	0	0
North Dakota	0	0	0	0-0	0-0	0-0	0	0
Western Illinois	3	5	8	0-0	0-0	0-0	0	0
Youngstown St.	1	1	2	0-0	0-0	0-0	0	0
Southern Illinois	2	8	10	0-0	0-0	0-0	0	0
North Dakota St.	8	5	13	2.5-4	0-0	0-0	0	0
Holy Cross	3	6	9	0-0	0-0	0-0	0	0
Southern Illinois	7	6	13	1.0-1	0-0	0-0	0	0
Delaware	4	2	6	1.0-8	1.0-8	0-0	0	0
Sam Houston	4	4	8	0-0	0-0	0-0	0	0
Season Totals	36	38	74	5.5-20	2.0-15	0-0	0	0

JACKRABBITS TO WATCH

ADAM BOCK'S 2021 GAME-BY-GAME STATISTICS

Game	Solo	Ast	Total	TFL-Yds	Sack-Yds	Int-Yds	FF	FR
Colorado State	7	1	8	2.0-3	0-0	0-0	0	0
Lindenwood	2	1	3	0-0	0-0	0-0	0	0
Indiana State	0	10	10	0.5-0	0-0	1-16	0	0
Dixie State	2	1	3	0-0	0-0	0-0	0	0
Southern Illinois	10	7	17	0.5-2	0.5-2	0-0	1	0
Western Illinois	5	2	7	0-0	0-0	0-0	0	0
Northern Iowa	6	4	10	0-0	0-0	0-0	0	0
Youngstown St.	2	1	3	0.5-1	0-0	0-0	0	0
North Dakota St.	5	8	13	2.5-8	1.0-2	0-0	1	0
South Dakota	11	3	14	2.0-13	1.0-11	0-0	0	0
North Dakota	5	7	12	1.0-2	0-0	0-0	0	0
UC Davis	3	3	6	0-0	0-0	0-0	0	0
Sacramento St.	1	5	6	0-0	0-0	0-0	0	0
Villanova	3	4	7	0-0	0-0	0-0	0	0
Montana State	4	2	6	0.5-2	0-0	0-0	0	0
Season Totals	66	59	125	9.5-31	2.5-15	1-16	2	0

Note: Blocked and returned extra point for 2-point defensive conversion Oct. 30 at Youngstown State

ADAM BOCK'S 2023 GAME-BY-GAME STATISTICS

Game	Solo	Ast	Total	TFL-Yds	Sack-Yds	Int-Yds	FF	FR
Western Oregon	DNP-Injury							
Montana State	DNP-Injury							
Drake	DNP-Injury							
North Dakota	5	5	10	1.5-9	1.0-8	0-0	0	0
Illinois State	DNP-Injury							
Northern Iowa	DNP-Injury							
Southern Illinois	2	0	2	0-0	0-0	0-0	0	0
South Dakota	4	2	6	0-0	0-0	0-0	0	0
North Dakota St.	2	2	4	0-0	0-0	0-0	1	0
Youngstown St.	2	5	7	1.0-3	1.0-3	0-0	0	0
Missouri State	4	2	6	0-0	0-0	0-0	0	0
Mercer	0	1	1	0-0	0-0	0-0	0	0
Villanova	5	6	11	0-0	0-0	0-0	0	0
UAlbany	4	3	7	0-0	0-0	0-0	0	0
Montana	7	4	11	0-0	0-0	0-0	1	0
Season Totals	35	30	65	2.5-12	2.0-11	0-0	2	0

ADAM BOCK'S 2022 GAME-BY-GAME STATISTICS

Game	Solo	Ast	Total	TFL-Yds	Sack-Yds	Int-Yds	FF	FR
Iowa	6	7	13	0-0	0-0	0-0	1	1
UC Davis	6	3	9	1.0-1	0-0	0-0	0	0
Butler	3	1	4	0-0	0-0	0-0	0	0
Missouri State	4	3	7	1.0-5	1.0-5	0-0	0	0
Western Illinois	8	2	10	0-0	0-0	0-0	0	0
South Dakota	3	4	7	2.5-10	2.0-9	0-0	0	0
North Dakota St.	1	6	7	0-0	0-0	0-0	0	0
North Dakota	1	0	1	0-0	0-0	0-0	0	0
Indiana St.	DNP-Injury							
Northern Iowa	DNP-Injury							
Illinois State	DNP-Injury							
Delaware	DNP-Injury							
Holy Cross	1	3	4	0.5-4	0-0	0-0	0	0
Montana State	6	2	8	2.5-6	1.0-3	0-0	0	0
North Dakota St.	0	6	6	0-0	0-0	0-0	0	0
Season Totals	39	37	76	7.5-26	4.0-17	0-0	1	1

ADAM BOCK'S 2024 GAME-BY-GAME STATISTICS

Game	Solo	Ast	Total	TFL-Yds	Sack-Yds	Int-Yds	FF	FR
Oklahoma State	6	6	12	0-0	0-0	0-0	0	0
Incarnate Word	5	4	9	3.0-8	0-0	0-0	0	0
Augustana	2	2	4	0-0	0-0	0-0	0	0
SE Louisiana	2	5	7	0-0	0-0	0-0	0	0
Northern Iowa	2	2	4	1.0-1	0-0	1-23	0	0
Youngstown St.	1	6	7	0-0	0-0	0-0	0	0
North Dakota St.	4	1	5	1.0-10	1.0-10	0-0	0	0
South Dakota	2	8	10	0-0	0-0	0-0	0	0
Season Totals	24	34	58	5.0-19	1.0-10	1-23	0	0



11-MARK GRONOWSKI

6-3, 230, Senior • Quarterback

Naperville, Illinois (Neuqua Valley H.S.)

FOOTBALL HONORS AND HIGHLIGHTS:

- Walter Payton Award (2023)
- Football Championship Subdivision Athletics Directors Association Offensive Player of the Year (2023)
- Phil Steele FCS Offensive Player of the Year (2023)
- Phil Steele FCS Freshman of the Year (2020-21)
- Stats Perform Jerry Rice Award Finalist/Runner-up (2020-21)
- Associated Press FCS All-America First Team (2023)
- Stats Perform FCS All-America First Team (2023)
- FCS ADA All-America Team (2023)
- Walter Camp FCS All-America First Team (2023)
- American Football Coaches Association FCS All-America Second Team (2023)
- HERO Sports FCS Freshman All-America Team (2020-21)
- HERO Sports FCS Sophomore All-America Team (2022)
- Missouri Valley Football Conference Offensive Player of the Year (2020-21, 2023)
- MVFC Newcomer of the Year (2020-21)
- MVFC Freshman of the Year (2020-21)
- All-MVFC First Team (2020-21, 2023)
- All-MVFC Second Team (2022)
- Stats Perform FCS National Freshman Player of the Week (Feb. 19, 2021)
- MVFC Offensive Player of the Week (March 6, 2021; Sept. 24, 2022; Oct. 22, 2022; Nov. 18, 2023)
- MVFC Newcomer of the Week (Feb. 19, 2021; April 17, 2021)
- Campbell Trophy Finalist (2024)
- Football Championship Subdivision Athletics Directors Association Scholar-Athlete of the Year (2023)
- College Sports Communicators Academic All-America Second Team (2023)
- FCS ADA Academic All-Star (2023)
- CSC Academic All-District (2022, 2023)
- MVFC Scholar-Athlete First Team (2022, 2023)
- MVFC Commissioner's Academic Excellence Award (2021, 2022, 2023)
- MVFC Honor Roll (2020-21, 2021, 2022, 2023)
- Team Captain (2022, 2023, 2024)
- Has a 43-5 career record as the Jackrabbits' starting quarterback

SDSU CAREER PASSING YARDS

1. Taryn Christion, 2015-18	11,535
2. Austin Sumner, 2011-14	9,458
3. Mark Gronowski, 2020-present	8,974
4. Ryan Berry, 2005-08	6,023
5. Ted Wahl, 1985-88	6,016
6. Brad Nelson, 2001-04	5,382
7. Andy Rennerfeldt, 1997-2000	5,377
8. Dan Fjeldheim, 1999-2002	5,176
9. Todd McDonald, 1990-93	4,999
10. Mike Busch, 1984-85	4,980

SDSU SINGLE-SEASON PASSING YARDS

1. Taryn Christion, 2016	3,714
2. Taryn Christion, 2017	3,515
3. Chris Oladokun, 2021	3,164
4. Brad Nelson, 2003	3,141
5. Ryan Berry, 2008	3,106
6. Mark Gronowski, 2023	3,058
7. Taryn Christion, 2018	3,020
8. Austin Sumner, 2013	2,999
9. Mark Gronowski, 2022	2,967
10. Todd McDonald, 1993	2,715

SDSU CAREER TOTAL OFFENSE

1. Taryn Christion, 2015-18	13,050
2. Mark Gronowski, 2020-present	10,627
3. Austin Sumner, 2011-14	9,284
4. Ted Wahl, 1985-88	7,245
5. Josh Ranek, 1997-2001	6,745
6. Zach Zenner, 2011-14	6,548
7. Ryan Berry, 2005-08	5,971
8. Andy Rennerfeldt, 1997-2000	5,765
9. Gary Maffett, 1977-79	5,282
10. Todd McDonald, 1990-93	5,248

MARK GRONOWSKI'S CAREER STATISTICS

Year	GP	Eff.	Comp	Att	Int	Pct.	Yds	TD	LG	Rush	Yds	TD	LG
2020-21	10	150.51	108	188	3	57.4	1,565	15	*76	83	577	7	*80
2021	DNP-Injury												
2022	15	156.47	232	356	5	65.2	2,967	26	57	111	408	12	51
2023	15	179.67	209	307	5	68.1	3,058	29	*60	93	402	8	32
2024	8	133.45	128	203	6	63.1	1,384	11	*66	60	266	4	20
Career	48	158.37	677	1,054	19	64.2	8,974	81	*76	347	1,653	31	*80

* denotes touchdown

MARK GRONOWSKI'S 2020-21 GAME-BY-GAME STATISTICS

Game	Comp	Att	Int	Yds	TD	LG	Rush	Yds	TD	LG
^Northern Iowa	19	29	0	194	2	43	10	24	1	13
^North Dakota	16	32	2	309	2	*76	7	-5	0	5
^Western Illinois	12	19	0	178	2	*44	4	120	2	*80
^Youngstown State	12	28	1	158	1	39	9	15	1	8
^Southern Illinois	7	11	0	63	0	20	13	103	2	17
^North Dakota State	10	14	0	149	1	28	16	126	0	55
^Holy Cross	12	21	0	153	3	*45	2	15	0	9
^Southern Illinois	9	16	0	183	2	31	13	142	1	*67
^Delaware+	10	16	0	162	2	36	7	27	0	13
^Sam Houston	1	2	0	16	0	16	2	10	0	3
Season Totals	108	188	3	1,565	15	*76	83	577	7	*80

^ started game

+ caught 24-yard touchdown pass

JACKRABBITS TO WATCH

SDSU CAREER

PASSING TOUCHDOWNS

1. Taryn Christion, 2015-18	104
2. Mark Gronowski, 2020-present	81
3. Austin Sumner, 2011-14	65
4. Ryan Berry, 2005-08	56
5. Brad Nelson, 2001-04	47
6. Ted Wahl, 1985-88	43
7. Ron Meyer, 1963-65	41
8. Todd McDonald, 1990-93	36
9. Noel Bouché, 1996-98	36
10. Dan Fjeldheim, 1999-2002	32
Andy Rennerfeldt, 1997-2000	32

SINGLE-SEASON

PASSING TOUCHDOWNS

1. Taryn Christion, 2017	35
2. Taryn Christion, 2018	32
3. Ryan Berry, 2008	30
Taryn Christion, 2016	30
5. Mark Gronowski, 2023	29
6. Brad Nelson, 2003	27
7. Mark Gronowski, 2022	26
8. Todd McDonald, 1993	25
Chris Oladokun, 2021	25
10. Brad Nelson, 2004	20

SDSU CAREER

RUSHING TOUCHDOWNS

1. Josh Ranek, 1997-2001	62
2. Zach Zenner, 2011-14	61
3. Isaiah Davis, 2020-23	50
4. Kyle Minett, 2007-10	47
5. Pierre Strong, Jr.; 2018-21	40
6. Jerry Welch, 1951-54	34
7. Dan Sonnek, 1984-87	32
8. Mark Gronowski, 2020-present	31
9. Scott Nedved, 1998-2002	30
10. Anthony Watson, 2003-06	29

MARK GRONOWSKI'S 2022 GAME-BY-GAME STATISTICS

Game	Comp	Att	Int	Yds	TD	LG	Rush	Yds	TD	LG
^Iowa	10	26	0	87	0	20	10	-21	0	3
^UC Davis	13	21	2	110	1	17	7	9	2	7
^Butler	17	25	0	279	3	54	8	55	1	23
^Missouri State	22	29	0	319	4	*40	7	9	0	7
^Western Illinois	17	33	0	188	1	20	3	8	1	11
^South Dakota	12	20	1	136	1	*28	9	43	0	8
^North Dakota State	16	21	0	152	0	39	9	2	0	14
^North Dakota	15	20	0	197	3	39	6	20	2	10
^Indiana State	22	28	0	233	3	24	2	9	1	7
^Northern Iowa	21	34	1	263	1	57	4	20	0	11
^Illinois State	20	28	1	283	1	51	13	25	1	14
^Delaware	11	15	0	131	1	34	8	73	1	51
^Holy Cross	12	22	0	177	2	44	10	47	1	18
^Montana State	10	13	0	189	2	38	10	52	1	16
^North Dakota State	14	21	0	223	3	44	5	57	1	*51
Season Totals	232	356	5	2,967	26	57	111	408	12	*51

MARK GRONOWSKI'S 2023 GAME-BY-GAME STATISTICS

Game	Comp	Att	Int	Yds	TD	LG	Rush	Yds	TD	LG
^Western Oregon	8	10	0	121	1	*31	2	11	1	*6
^Montana State	13	22	0	184	2	40	10	26	1	*20
^Drake	18	25	1	226	5	24	3	19	1	11
^North Dakota	13	22	0	167	1	27	4	22	1	14
^Illinois State	11	17	0	171	3	*60	8	38	1	*14
^Northern Iowa	21	26	0	291	3	38	7	30	1	11
^Southern Illinois	15	21	1	161	1	*49	5	-9	0	8
^South Dakota	13	19	1	207	0	52	7	43	0	13
^North Dakota State	12	19	0	213	2	*46	7	10	0	10
^Youngstown State	19	28	0	295	3	*56	1	5	0	5
^Missouri State	16	23	0	323	2	40	7	25	1	14
^Mercer	11	16	1	158	1	28	11	40	0	11
^Villanova	11	19	0	101	1	26	8	39	0	15
^UAlbany	15	19	0	265	3	47	5	50	0	32
^Montana	13	21	1	175	1	34	8	53	1	33
Season Totals	209	307	5	3,058	29	*60	93	402	8	33

MARK GRONOWSKI'S 2024 GAME-BY-GAME STATISTICS

Game	Comp	Att	Int	Yds	TD	LG	Rush	Yds	TD	LG
^Oklahoma State	20	36	1	264	2	*60	10	17	0	10
^Incarnate Word	21	32	1	285	4	61	3	9	0	5
^Augustana	19	27	2	141	0	14	6	28	2	*9
^SE Louisiana	7	17	1	65	0	16	6	20	0	13
^Northern Iowa	16	22	0	221	3	*66	2	8	0	8
^Youngstown State	8	13	0	127	2	*45	5	53	1	16
^North Dakota State	17	29	1	118	0	20	13	77	0	13
^South Dakota	20	27	0	163	0	26	15	54	1	20
Season Totals	128	203	6	1,384	11	*66	60	266	4	20

^ started game

* denotes touchdown



3-AMAR JOHNSON

5-10, 200, Senior • Running Back

O'Fallon, Missouri (Chaminade College Prep)

FOOTBALL HONORS AND HIGHLIGHTS:

- All-Missouri Valley Football Conference First Team (2023)
- MVFC Honor Roll (2021, 2022)

AMAR JOHNSON'S CAREER STATISTICS

Year	Rush	Yds	Avg	TD	LG	Rec	Yds	TD	LG	KOR	Yds	Avg	TD	LG
2021	86	427	5.0	3	28	2	38	0	34	6	102	17.0	0	29
2022	130	744	5.7	7	55	13	125	1	29	1	17	17.0	0	17
2023	128	801	6.3	4	54	12	122	0	17	12	282	23.5	0	51
2024	97	538	5.5	7	40	20	123	0	16	0	0	0.0	0	0
Career	441	2,510	5.7	21	55	47	408	1	34	19	401	21.1	0	51

* denotes touchdown

AMAR JOHNSON'S 2021 GAME-BY-GAME STATISTICS

Game	Rush	Yds	TD	LG	Rec	Yds	TD	LG	KOR	Yds	TD	LG
Colorado State	3	2	0	3	0	0	0	0	0	0	0	0
Lindenwood	15	105	1	28	0	0	0	0	0	0	0	0
Indiana State	9	44	1	22	1	34	0	34	0	0	0	0
Dixie State	9	33	0	11	0	0	0	0	0	0	0	0
Southern Illinois	1	8	0	8	0	0	0	0	1	21	0	21
Western Illinois	11	57	0	20	0	0	0	0	1	22	0	22
Northern Iowa	0	0	0	0	0	0	0	0	0	0	0	0
Youngstown State	18	87	1	16	0	0	0	0	0	0	0	0
North Dakota State	2	1	0	2	0	0	0	0	0	0	0	0
South Dakota	0	0	0	0	1	4	0	4	1	29	0	29
North Dakota	0	0	0	0	0	0	0	0	0	0	0	0
UC Davis	4	26	0	13	0	0	0	0	2	14	0	15
Sacramento State	0	0	0	0	0	0	0	0	0	0	0	0
Villanova	14	64	0	24	0	0	0	0	1	16	0	16
Montana State	DNP											
Season Totals	86	427	3	28	2	38	0	34	6	102	0	29

AMAR JOHNSON'S 2022 GAME-BY-GAME STATISTICS

Game	Rush	Yds	TD	LG	Rec	Yds	TD	LG	KOR	Yds	TD	LG
Iowa	2	3	0	2	0	0	0	0	0	0	0	0
UC Davis	6	39	0	9	1	5	0	5	0	0	0	0
Butler	4	11	0	6	1	29	0	29	0	0	0	0
Missouri State	7	42	0	24	0	0	0	0	1	17	0	0
Western Illinois	9	33	0	10	1	3	0	3	0	0	0	0
South Dakota	14	53	0	10	0	0	0	0	0	0	0	0
North Dakota State	12	89	1	29	2	19	0	17	0	0	0	0
North Dakota	14	71	1	20	0	0	0	0	0	0	0	0
Indiana State	10	75	1	27	2	22	0	20	0	0	0	0
Northern Iowa	11	39	1	16	0	0	0	0	0	0	0	0
Illinois State	8	39	0	16	0	0	0	0	0	0	0	0
Delaware	9	40	1	9	0	0	0	0	0	0	0	0
Holy Cross	5	15	0	5	0	0	0	0	0	0	0	0
Montana State	10	69	1	38	3	31	1	23	0	0	0	0
North Dakota State	9	126	1	55	1	0	0	0	0	0	0	0
Season Totals	130	744	7	55	13	125	1	29	1	17	0	17

SDSU CAREER RUSHING YARDS

1. Josh Raneke, 1997-20016,744
2. Zach Zenner, 2011-146,548
3. Isaiah Davis, 2020-23.....4,548
4. Pierre Strong, Jr., 2018-214,527
5. Kyle Minett, 2007-104,277
6. Anthony Watson, 2003-063,712
7. Dan Sonnek, 1984-873,304
8. Les Tuma, 1970-733,018
9. Cory Koenig, 2004-072,990
10. Brady Mengarelli, 2014-172,677

Amar Johnson, 2021-present2,510

JACKRABBITS TO WATCH

100-YARD RUSHING GAMES

126 yards • vs. North Dakota State, 1-8-2023
 126 yards • vs. Augustana, 9-14-2024
 112 yards • vs. Incarnate Word, 9-7-2024
 107 yards • vs. Mercer, 12-2-2023
 106 yards • at Illinois State, 10-7-2023
 105 yards • vs. Lindenwood, 9-11-2021

AMAR JOHNSON'S 2023 GAME-BY-GAME STATISTICS

Game	Rush	Yds	TD	LG	Rec	Yds	TD	LG	KOR	Yds	TD	LG
Western Oregon	8	70	0	30	0	0	0	0	1	20	0	20
Montana State	5	47	0	26	2	19	0	17	0	0	0	0
Drake	12	63	1	17	1	6	0	6	2	73	0	51
North Dakota	13	56	0	13	2	23	0	13	0	0	0	0
Illinois State	11	106	0	44	0	0	0	0	1	34	0	34
Northern Iowa	9	35	0	8	2	23	0	15	1	20	0	20
Southern Illinois	10	67	0	24	1	1	0	1	2	48	0	25
South Dakota	8	66	2	20	1	8	0	8	1	14	0	14
North Dakota State	9	36	0	14	1	15	0	15	1	17	0	17
Youngstown State	2	6	0	7	0	0	0	0	0	0	0	0
Missouri State	10	45	1	11	0	0	0	0	3	56	0	21
Mercer	11	107	0	54	1	17	0	17	0	0	0	0
Villanova	4	13	0	6	0	0	0	0	0	0	0	0
UAlbany	7	34	0	11	0	0	0	0	0	0	0	0
Montana	9	50	0	13	1	10	0	10	0	0	0	0
Season Totals	128	801	4	54	12	122	0	17	12	282	0	51

AMAR JOHNSON'S 2024 GAME-BY-GAME STATISTICS

Game	Rush	Yds	TD	LG	Rec	Yds	TD	LG	KOR	Yds	TD	LG
Oklahoma State	9	73	0	40	2	17	0	13	0	0	0	0
Incarnate Word	19	112	2	13	3	16	0	11	0	0	0	0
Augustana	17	126	1	26	3	14	0	12	0	0	0	0
SE Louisiana	11	65	1	14	3	37	0	16	0	0	0	0
Northern Iowa	10	40	0	14	4	28	0	10	0	0	0	0
Youngstown State	8	64	1	23	0	0	0	0	0	0	0	0
North Dakota State	13	41	0	12	2	3	0	2	0	0	0	0
South Dakota	10	17	2	6	3	8	0	7	0	0	0	0
Season Totals	97	538	7	40	20	115	0	16	0	0	0	0



1-TUCKER LARGE

5-11, 180, Junior • Safety/Punt Returner
Sioux Falls, South Dakota (Roosevelt H.S.)

FOOTBALL HONORS AND HIGHLIGHTS:

- All-Missouri Valley Football Conference First Team (2023–Defensive Back)
- All-MVFC Second Team (2023-Return Specialist)
- MVFC All-Newcomer Team (2022)
- MVFC Special Teams Player of the Week (Sept. 16, 2023)
- MVFC Commissioner's Academic Excellence Award (2022)
- MVFC Honor Roll (2021, 2022)

TUCKER LARGE'S CAREER STATISTICS

Year	Solo	Ast	Total	TFL-Yds	Sack-Yds	Int-Yds	PBU	FF	FR-Yds	PR	Yds	Avg	TD	LG
2021	0	0	0	0-0	0-0	0-0	0	0	0-0	0	0	0.0	0	0
2022	18	10	28	0-0	0-0	0-0	2	0	0-0	0	0	0.0	0	0
2023	30	19	49	1.0-7	0-0	4-81	9	0	0-0	21	396	18.9	1	*79
2024	5	4	9	0-0	0-0	0-0	0	0	0-0	0	0	0.0	0	0
Career	53	33	86	1.0-7	0-0	4-81	11	0	0-0	21	396	18.9	1	*79

* denotes touchdown

Played in three games (Colorado State, Youngstown State, Sacramento State) during 2021 season, but did not factor into any statistics

TUCKER LARGE'S 2022 GAME-BY-GAME STATISTICS

Game	Solo	Ast	Total	TFL-Yds	Int-Yds	PBU	FF	FR-Yds	PR	Yds	TD	LG
Iowa	0	0	0	0-0	0-0	0	0	0-0	0	0	0	0
UC Davis	4	3	7	0-0	0-0	1	0	0-0	0	0	0	0
Butler	1	2	3	0-0	0-0	0	0	0-0	0	0	0	0
Missouri State	2	0	2	0-0	0-0	0	0	0-0	0	0	0	0
Western Illinois	0	0	0	0-0	0-0	0	0	0-0	0	0	0	0
South Dakota	0	0	0	0-0	0-0	0	0	0-0	0	0	0	0
North Dakota State	1	2	3	0-0	0-0	0	0	0-0	0	0	0	0
North Dakota	2	1	3	0-0	0-0	0	0	0-0	0	0	0	0
Indiana State	1	0	1	0-0	0-0	0	0	0-0	0	0	0	0
Northern Iowa	1	0	1	0-0	0-0	1	0	0-0	0	0	0	0
Illinois State	0	0	0	0-0	0-0	0	0	0-0	0	0	0	0
Delaware	2	0	2	0-0	0-0	0	0	0-0	0	0	0	0
Holy Cross	1	2	3	0-0	0-0	0	0	0-0	0	0	0	0
Montana State	1	0	1	0-0	0-0	0	0	0-0	0	0	0	0
North Dakota State	2	0	2	0-0	0-0	0	0	0-0	0	0	0	0
Season Totals	18	10	28	0-0	0-0	2	0-0	0-0	0	0	0	0

TUCKER LARGE'S 2023 GAME-BY-GAME STATISTICS

Game	Solo	Ast	Total	TFL-Yds	Int-Yds	PBU	FF	FR-Yds	PR	Yds	TD	LG
Western Oregon	1	0	1	0-0	1-64	0	0	0-0	1	25	0	25
Montana State	7	0	7	0-0	0-0	0	0	0-0	0	0	0	0
Drake	1	0	1	0-0	0-0	1	0	0-0	4	+149	0	61
North Dakota	2	0	2	0-0	0-0	0	0	0-0	2	59	0	51
Illinois State	2	0	2	0-0	0-0	0	0	0-0	0	0	0	0
Northern Iowa	0	0	0	0-0	0-0	1	0	0-0	1	2	0	2
Southern Illinois	3	4	7	0-0	0-0	0	0	0-0	2	8	0	7
South Dakota	3	1	4	0-0	1-0	0	0	0-0	2	4	0	8
North Dakota State	4	4	8	0-0	0-0	0	0	0-0	1	28	0	28
Youngstown State	1	3	4	0-0	1-5	0	0	0-0	1	1	0	1
Missouri State	1	1	2	0-0	0-0	3	0	0-0	4	18	0	6
Mercer	0	0	0	0-0	0-0	0	0	0-0	1	17	0	17
Villanova	2	2	4	0-0	0-0	2	0	0-0	1	6	0	6
UAlbany	0	1	1	0-0	1-12	0	0	0-0	1	79	1	*79
Montana	3	3	6	1.0-7	0-0	2	0	0-0	0	0	0	0
Season Totals	30	19	49	1.0-7	0-0	9	0	0-0	21	396	1	*79

+ Single-game school record

JACKRABBITS TO WATCH

TUCKER LARGE'S 2024 GAME-BY-GAME STATISTICS

Game	Solo	Ast	Total	TFL-Yds	Int-Yds	PBU	FF	FR-Yds	PR	Yds	TD	LG
Oklahoma State	4	0	4	0-0	0-0	0	0	0-0	0	0	0	0
Incarnate Word	0	0	0	0-0	0-0	0	0	0-0	0	0	0	0
Augustana	0	0	0	0-0	0-0	0	0	0-0	0	0	0	0
SE Louisiana	DNP-Injury											
Northern Iowa	DNP-Injury											
Youngstown State	DNP-Injury											
North Dakota St.	DNP-Injury											
South Dakota	1	4	5	0-0	0-0	0	0	0-0	0	0	0	0
Season Totals	5	4	9	0-0	0-0	0	0	0-0	0	0	0	0

FOOTBALL CHAMPIONSHIP SUBDIVISION POLLS

STATS PERFORM FCS POLL — OCT. 21

PL.	SCHOOL	2024 RECORD	POINTS	PR
1.	North Dakota State [43]	8-1	1,387	1
2.	Montana State [13]	8-0	1,350	2
3.	<i>South Dakota State</i>	6-2	1,290	3
4.	UC Davis	7-1	1,196	5
5.	South Dakota	6-2	1,174	4
6.	Southeast Missouri State	8-1	1,106	6
7.	Tarleton State	7-1	1,012	8
8.	Montana	6-2	941	9
9.	Incarnate Word	6-2	904	10
10.	Idaho	6-3	860	11
11.	Central Arkansas	6-2	794	12
12.	Mercer	7-1	777	14
13.	Villanova	6-2	708	13
14.	Rhode Island	7-1	705	15
15.	North Dakota	5-3	645	7
16.	Richmond	6-2	566	18
17.	Abilene Christian	5-3	512	17
18.	Chattanooga	5-3	452	19
19.	North Carolina Central	6-2	263	20
20.	Stony Brook	6-2	259	NR
21.	Illinois State	5-3	241	21
22.	Dartmouth	6-0	227	22
23.	East Tennessee State	5-3	199	23
24.	William & Mary	5-3	170	16
25.	Tennessee State	6-2	137	25

Notes: First-place votes in brackets; opponents listed in **bold**

Teams receiving votes: UT Martin, 119; Duquesne, 47; Harvard, 37; Northern Arizona, 27; Jackson State, 25; Western Carolina, 21; Lamar, 9; Drake, 8; Stephen F. Austin, 8; Southern Utah, 7; Florida A&M, 4.

AFCA FCS COACHES' POLL — OCT. 21

PL.	SCHOOL	2024 RECORD	POINTS	PR
1.	North Dakota State [24]	8-1	648	1
2.	Montana State [2]	8-0	620	2
3.	<i>South Dakota State</i>	6-2	602	3
4.	UC Davis	7-1	559	5
5.	South Dakota	6-2	534	4
6.	Southeast Missouri State	8-1	518	6
7.	Tarleton State	7-1	493	8
8.	Montana	6-2	460	9
9.	Central Arkansas	6-2	402	10
10.	Incarnate Word	6-2	391	11
11.	Idaho	6-3	356	12
12.	Richmond	6-2	348	13
13.	Villanova	6-2	316	14
14.	Rhode Island	7-1	307	16
15.	North Dakota	5-3	293	7
16.	Mercer	7-1	282	17
17.	Missouri State	6-2	214	18
18.	Abilene Christian	5-3	202	19
19.	Illinois State	5-3	180	20
20.	Stony Brook	6-2	141	24
21.	North Carolina Central	6-2	132	21
22.	Dartmouth	6-0	106	22
23.	Jackson State	6-2	82	23
24.	William & Mary	5-3	65	15
25.	Chattanooga	5-3	63	25

Notes: First-place votes in brackets; opponents listed in **bold**

Top teams receiving votes: Duquesne, 34; UT Martin, 31; East Tennessee State, 29; Tennessee State, 20; Florida A&M, 5; Lamar, 4; Butler, 3; Drake, 3; Robert Morris, 3; Northern Arizona, 2; Harvard, 1; Stephen F. Austin, 1.

MISSOURI VALLEY FOOTBALL CONFERENCE

2024 MVFC STANDINGS

SCHOOL	CONFERENCE	PF	PA	OVERALL	PF	PA
North Dakota State	5-0	179	45	8-1	336	138
Missouri State	4-0	174	101	6-2	291	210
South Dakota	4-1	187	67	6-2	287	100
South Dakota State	3-1	133	46	6-2	263	117
North Dakota	2-2	160	124	5-3	283	221
Illinois State	2-2	102	125	5-3	208	223
Indiana State	2-2	86	111	3-5	154	227
Youngstown State	2-3	123	182	3-6	241	332
Northern Iowa	0-4	69	163	2-6	131	250
Southern Illinois	0-4	43	131	2-6	143	255
Murray State	0-5	100	261	1-7	176	339

RESULTS AND UPCOMING SCHEDULE

SATURDAY, OCT. 26

*Indiana State 20, Southern Illinois 17
 *North Dakota State 59, Murray State 6
 *Missouri State 49, Northern Iowa 42
 *Youngstown State 41, North Dakota 40 [OT]
 *South Dakota State 20, South Dakota 17 [OT]
 * MVFC game

SATURDAY, NOV. 2

*North Dakota at Indiana State, noon
 *Youngstown State at Illinois State, 2 p.m.
 *Southern Illinois at Missouri State, 2 p.m.
 *Murray State at South Dakota State, 2 p.m.
 *Northern Iowa at North Dakota State, 2:30 p.m.
 All times Central

2024 PRESEASON POLL

1.	South Dakota State [42]	482
2.	North Dakota State [1]	437
3.	South Dakota	371
4.	Southern Illinois	293
5.	North Dakota	276
6.	Illinois State	264
7.	Youngstown State	255
8.	Northern Iowa	227
9.	Missouri State [1]	164
10.	Indiana State	68
11.	Murray State	67



VERSUS RANKED OPPONENTS

Since moving to the Football Championship Subdivision at the start of the 2004 season, the Jackrabbits have compiled a 68-53 record versus ranked opponents.

Following is a year-by-year look at games against ranked opponents:

2004 0-3 record

- at #13 Cal Poly (L, 7-14)
- at #24 Montana State (L, 24-27)
- at #1 Georgia Southern (L, 7-63)

2005 0-5 record

- at #3 Montana (L, 0-7)
- #12 Cal Poly (L, 16-24)
- at #16 Texas State (L, 12-42)
- #19 Georgia Southern (L, 42-55)
- at #20 North Dakota State (L, 17-41)

2006 3-3 record

- at #6 Montana (L, 7-36)
- at #12 Northern Iowa (L, 17-27)
- at #16 McNeese State (W, 20-17)
- at #4 Cal Poly (W, 29-28)
- #16 UC Davis (W, 22-21)
- at #4 North Dakota State (L, 28-41)

2007 2-2 record

- at #6 Youngstown State (L, 17-23)
- #5 Northern Iowa (L, 17-31)
- #19 Cal Poly (W, 48-35)
- #1 North Dakota State (W, 29-24)

2008 3-4 record

- #14 Youngstown State (W, 40-7)
- #15 Western Illinois (W, 24-22)
- #8 Northern Iowa (L, 20-34)
- #4 McNeese State (L, 44-46 - 3OT)
- #3 Cal Poly (L, 28-42)
- #9 Southern Illinois (L, 35-38)
- at #24 North Dakota State (W, 25-24)

2009 1-3 record

- at #17 Cal Poly (L, 14-21)
- vs. #6 Northern Iowa (W, 24-14)
- vs. #3 Southern Illinois (L, 15-34)
- ^at #1 Montana (L, 48-61)

2010 2-3 record

- at #16 Delaware (L, 3-26)
- at #15 Northern Iowa (L, 14-24)
- vs. #20 Western Illinois (W, 33-29)
- at #15 Southern Illinois (W, 31-10)
- at #20 North Dakota State (L, 24-31)

2011 0-3 record

- vs. #23 Indiana State (L, 28-38)
- vs. #2 Northern Iowa (L, 14-31)
- vs. #3/5 North Dakota State (L, 14-38)

2012 3-2 record

- at #22/25 Indiana State (W, 24-10)
- vs. #21/22 Youngstown St. (W, 41-28)
- at #1/1 North Dakota State (L, 17-20)
- ^vs. #25 Eastern Illinois (W, 58-10)
- ^at #1/1 North Dakota State (L, 3-28)

2013 3-2 record

- vs. #1/1 North Dakota State (L, 0-20)
- vs. #17/18 Northern Iowa (W, 37-34 - 2 OT)
- at #15/18 Youngstown St. (W, 42-13)
- ^at #8/9 Northern Arizona (W, 26-7)
- ^at #3/3 Eastern Washington (L, 17-41)

2014 3-4 record

- at #22/22 Illinois State (L, 10-45)
- at #20/21 Northern Iowa (W, 31-28)
- vs. #16/17 Youngstown State (L, 27-30)
- at #1/1 North Dakota State (L, 17-37)
- at #17/19 Indiana State (W, 32-17)
- ^at #17/17 Montana State (W, 47-40)
- at #2/3 North Dakota State (L, 24-27)

2015 3-3 record

- vs. #2/3 North Dakota State (L, 7-28)
- vs. #19/21 Indiana State (W, 24-7)
- at #11/12 Youngstown State (W, 38-8)
- vs. #22/25 Northern Iowa (L, 7-10)
- vs. #2/2 Illinois State (W, 25-20)
- ^at #16/17 Montana (L, 17-24)

2016 4-1 record

- vs. #8/8 Western Illinois (W, 52-14)
- at #1/1 North Dakota State (W, 19-17)
- vs. #12/13 Youngstown State (W, 24-10)
- ^vs. #9/10 Villanova (W, 10-7)
- ^at #3/3 North Dakota State (L, 10-36)

2017 6-2 record

- at #5/6 Youngstown State (L, 7-19)
- at #12/14 Western Illinois (W, 52-48)
- vs. #2/2 North Dakota State (W, 33-21)
- vs. #17/20 Illinois State (W, 27-24 - OT)
- at #15/16 South Dakota (W, 31-28)
- ^vs. #20/21 Northern Iowa (W, 37-22)
- ^vs. #20/21 New Hampshire (W, 56-14)
- ^at #1/1 James Madison (L, 16-51)

2018 2-3 record

- at #1/1 North Dakota State (L, 17-21)
- at #25 Northern Iowa (L, 9-24)
- at #9/11 Illinois State (W, 38-28)
- ^at #2/2 Kennesaw State (W, 27-17)
- ^at #1/1 North Dakota State (L, 21-44)

2019 2-3 record

- at #17/19 Youngstown State (W, 38-28)
- vs. #1/1 North Dakota State (L, 16-23)
- vs. #11/12 Illinois State (L, 18-27)
- vs. #4/5 Northern Iowa (W, 38-7)
- ^vs. #6/6 Northern Iowa (L, 10-13)

2020-21 5-2 record

- at #3 Northern Iowa (W, 24-20)
- at #14 North Dakota (L, 17-28)
- at #5/5 Southern Illinois (W, 44-3)
- at #2/3 North Dakota State (W, 27-17)
- ^vs. #14/14 Southern Illinois (W, 31-26)
- ^vs. #5/5 Delaware (W, 33-3)
- ^vs. #4/4 Sam Houston (L, 21-23)

2021 4-4 record

- vs. #7/8 Southern Illinois (L, 41-42 OT)
- vs. #20/24 Northern Iowa (L, 17-26)
- vs. #2/2 North Dakota State (W, 27-19)
- at #17/19 South Dakota (L, 20-23)
- ^vs. #14/16 UC Davis (W, 56-24)
- ^at #8/12 Sacramento State (W, 24-19)
- ^vs. #6/7 Villanova (W, 35-21)
- ^at #7/9 Montana State (L, 17-31)

2022 8-0 record

- vs. #25 UC Davis (W, 24-22)
- at #4/6 Missouri State (W, 28-14)
- at #1/1 North Dakota State (W, 23-21)
- at #20 North Dakota (W, 49-35)
- ^vs. #23 Delaware (W, 42-6)
- ^vs. #6/7 Holy Cross (W, 42-21)
- ^vs. #3/3 Montana State (W, 39-18)
- ^vs. #4/4 North Dakota State (W, 45-24)

2023 11-0 record

- vs. #3/3 Montana State (W, 20-16)
- vs. #11/12 North Dakota (W, 42-21)
- at #22 Illinois State (W, 40-21)
- at #12/12 Southern Illinois (W, 17-10)
- at #4/9 South Dakota (W, 37-3)
- vs. #10/11 North Dakota St. (W, 33-16)
- at #22 Youngstown State (W, 34-0)
- ^vs. #17/20 Mercer (W, 41-0)
- ^vs. #6/9 Villanova (W, 23-12)
- ^vs. #9/15 UAlbany (W, 59-0)
- ^vs. #2/2 Montana (W, 23-3)

^denotes FCS playoff game

2024 3-1 record

- vs. #11/12 Incarnate Word (W, 45-24)
- at #18 Northern Iowa (W, 41-3)
- at #2/2 North Dakota State (L, 9-13)
- vs. #4/4 South Dakota (W, 20-17 OT)

2024 South Dakota State University Football
Overall Statistics (as of Oct 28, 2024)

Team Statistics	SDS	OPP
SCORING	263	117
Points Per Game	32.88	14.63
FIRST DOWNS	162	139
Rushing	82	54
Passing	69	68
Penalty	11	17
RUSHING YARDAGE	1852	777
Yards gained	1922	972
Yards lost	70	195
Attempts	281	250
Avg Per Attempt	6.6	3.1
Avg Per Game	231.5	97.1
TDs Rushing	19	5
PASSING YARDAGE	1449	1561
Att-Comp-Int	218-136-6	253-161-7
Avg Per Attempt	6.65	6.17
Avg Per Catch	10.65	9.70
Avg Per Game	181.13	195.13
TDs Passing	13	7
TOTAL OFFENSE	3301	2338
Total Plays	499	503
Avg Per Play	6.6	4.6
Avg Per Game	412.6	292.3
KICK RETURNS: #-YARDS	16-294	19-306
PUNT RETURNS: #-YARDS	9-200	6-2
INT RETURNS: #-YARDS	7-153	6-42
KICK RETURN AVERAGE	18.38	16.11
PUNT RETURN AVERAGE	22.22	0.33
INT RETURN AVERAGE	21.86	7.00
FUMBLES-LOST	7-2	6-4
PENALTIES-YARDS	43-449	35-266
Avg Per Game	56.13	33.25
PUNTS-YARDS	27-1138	39-1643
Avg Per Punt	42.15	42.13
Net Punt Avg	41.33	34.44
KICKOFFS-YARDS	48-2898	29-1655
Avg Per Kick	60.38	57.07
Net Kick Avg	46.08	39.34
TIME OF POSSESSION	03:54:10	04:05:50
Per Game	29:16	30:44
3RD-DOWN CONVERSIONS	45-94	36-110
3rd-Down Pct	47.87 %	32.73 %
4TH-DOWN CONVERSIONS	2-8	5-15
4th-Down Pct	25.00 %	33.33 %
SACKS BY-YARDS	13-101	4-22
MISC YARDS	0	59
TOUCHDOWNS SCORED	35	13
FIELD GOALS-ATTEMPTS	7-11	9-14
ON-SIDE KICKS	0-0	0-0
RED-ZONE SCORES	24-30	12-18
RED-ZONE TOUCHDOWNS	20-30	8-18
PAT-ATTEMPTS	32-33	12-12
ATTENDANCE	77,379	88,007
Dates-Avg Per Date	4-19,345	4-22,002
Neutral Site #-Avg	-	0-0

Conf	Date	Opponent	WL	Score	Record	Time	Attend
	08/31/2024	at Oklahoma St.	L	20-44	0-1 , 0-0	03:26	52,202
	09/07/2024	UIW	W	45-24	1-1 , 0-0	03:24	19,321
	09/14/2024	AUGUSTANA (SD)	W	24-3	2-1 , 0-0	03:02	19,376
	09/21/2024	at Southeastern La.	W	41-0	3-1 , 0-0	02:52	4,387
*	10/05/2024	at UNI	W	41-3	4-1 , 1-0	03:01	12,611
*	10/12/2024	YOUNGSTOWN ST.	W	63-13	5-1 , 2-0	03:00	19,331
*	10/19/2024	at North Dakota St.	L	9-13	5-2 , 2-1	03:16	18,807
*	10/26/2024	SOUTH DAKOTA	W	20-17	6-2 , 3-1	03:33	19,351

* = Conference game

Score by Quarters	1st	2nd	3rd	4th	OT	Total
South Dakota St.	49	96	70	42	6	263
Opponents	26	31	28	29	3	117

2024 South Dakota State University Football
Overall Statistics (as of Oct 28, 2024)

#	Rushing	GP	ATT	GAIN	LOSS	NET	AVG	TD	LG	AVG/G
3	Johnson, Amar	8	97	549	11	538	5.5	7	40	67.25
20	Vorhees, Kirby	6	28	363	0	363	13.0	3	80	60.50
7	Mason, Chase	7	33	366	16	350	10.6	5	69	50.00
11	Gronowski, Mark	8	60	294	28	266	4.4	4	20	33.25
21	Johnson, Angel	6	40	246	6	240	6.0	0	32	40.00
34	Woods, Maxwell	2	9	79	0	79	8.8	0	44	39.50
24	Begeman, Brenden	4	5	13	0	13	2.6	0	7	3.25
12	Goering, Graham	8	1	6	0	6	6.0	0	6	0.75
18	Wilde, Griffin	8	1	6	0	6	6.0	0	6	0.75
61	Beerntsen, Evan	8	0	0	0	0	0.0	0	0	0.00
	Team	8	7	0	9	-9	-1.3	0	0	-1.13
	Total	8	281	1922	70	1852	6.6	19	80	231.50
	Opponents	8	250	972	195	777	3.1	5	24	97.13

#	Passing	GP	Rating	COMP-ATT-INT	PCT	YDS	TD	LG	AVG/G
11	Gronowski, Mark	8	132.29	128-203-6	63.05 %	1384	11	66	173.00
7	Mason, Chase	7	162.04	7-9-0	77.78 %	51	1	12	7.29
5	Bell, Jon	8	182.53	1-3-0	33.33 %	14	1	14	1.75
10	Dustman, Hunter	8	0.00	0-1-0	0.00 %	0	0	0	0.00
	Team	8	0.00	0-2-0	0.00 %	0	0	0	0.00
	Total	8	132.39	136-218-6	62.39 %	1449	13	66	181.13
	Opponents	8	119.06	161-253-7	63.64 %	1561	7	69	195.13

#	Receiving	GP	NO	YDS	AVG	TD	LG	AVG/G
18	Wilde, Griffin	8	41	493	12.02	4	60	61.63
12	Goering, Graham	8	24	346	14.42	4	45	43.25
3	Johnson, Amar	8	20	123	6.15	0	16	15.38
21	Johnson, Angel	6	9	96	10.67	1	66	16.00
88	Gannon, Greyton	5	6	80	13.33	1	41	16.00
89	Gormley, Brody	7	4	78	19.50	0	61	11.14
87	Stoffel, Davin	7	7	72	10.29	1	20	10.29
4	Prejean, Kentrell	8	11	71	6.45	1	16	8.88
	Ogroske, Lofton	4	3	35	11.67	0	14	8.75
83	Alpers, David	8	2	22	11.00	0	12	2.75
44	Brenner, Kevin	7	2	11	5.50	0	6	1.57
34	Woods, Maxwell	2	2	9	4.50	0	9	4.50
6	Ervin, Elijah	7	1	8	8.00	0	8	1.14
2	Preston, Marcus	7	1	4	4.00	1	4	0.57
11	Gronowski, Mark	8	1	3	3.00	0	3	0.38
	Cole, Devon	6	0	0	NaN	0	0	0.00
11	Ollman, Joe	8	0	0	NaN	0	0	0.00
20	Vorhees, Kirby	6	0	0	NaN	0	0	0.00
7	Mason, Chase	7	2	-2	-1.00	0	0	-0.29
	Total	8	136	1449	10.65	13	66	181.13
	Opponents	8	161	1561	9.70	7	69	195.13

#	Punt Returns	NO	YRDS	AVG	TD	LG
7	Beanum, Dalys	7	122	17.43	1	88
27	Thompson, Noah	0	49	∞	1	49
4	Prejean, Kentrell	1	16	16.00	0	16
5	McShane, Cullen	1	13	13.00	0	13
	Total	9	200	22.22	2	88
	Opponents	6	2	0.33	0	10

#	Interceptions	NO	YRDS	AVG	TD	LG
4	Arrell, Steven	2	34	17.00	0	24
7	Beanum, Dalys	1	50	50.00	0	50
14	Huerter, Colby	1	38	38.00	0	38
32	Bock, Adam	1	23	23.00	0	23
29	Spalding, Graham	1	8	8.00	0	8
22	Humphrey, Colby	1	0	0.00	0	0
	Total	7	153	21.86	0	50
	Opponents	6	42	7.00	0	39

#	Kick Returns	NO	YRDS	AVG	TD	LG
21	Johnson, Angel	10	258	25.80	1	99
20	Vorhees, Kirby	3	23	7.67	0	15
34	Woods, Maxwell	1	19	19.00	0	19
83	Alpers, David	1	6	6.00	0	6
26	Tilford, Kolten	1	-12	-12.00	0	0
	Total	16	294	18.38	1	99
	Opponents	19	306	16.11	0	35

#	Fumble Returns	NO	YRDS	AVG	TD	LG
23	Durrance, Matthew	1	7	7.00	0	7
	Total	1	7	7.00	0	7
	Opponents	1	15	15.00	1	15

2024 South Dakota State University Football
Overall Statistics (as of Oct 28, 2024)

#	Scoring	TD	FG	PAT					SAF	PTS
				KICK	RUSH	RCV	PASS	DXP		
10	Dustman, Hunter	—	7	30-31	—	—	—	—	—	51
3	Johnson, Amar	7	—	—	—	—	—	—	—	42
7	Mason, Chase	5	—	—	—	—	—	—	—	30
12	Goering, Grahm	4	—	—	—	—	—	—	—	24
11	Gronowski, Mark	4	—	—	—	—	—	—	—	24
18	Wilde, Griffin	4	—	—	—	—	—	—	—	24
20	Vorhees, Kirby	3	—	—	—	—	—	—	—	18
21	Johnson, Angel	2	—	—	—	—	—	—	—	12
7	Beanum, Dalys	1	—	—	—	—	—	—	—	6
88	Gannon, Greyton	1	—	—	—	—	—	—	—	6
4	Prejean, Kentrell	1	—	—	—	—	—	—	—	6
2	Preston, Marcus	1	—	—	—	—	—	—	—	6
87	Stoffel, Davin	1	—	—	—	—	—	—	—	6
27	Thompson, Noah	1	—	—	—	—	—	—	—	6
99	Stevens, Jack	—	—	2-2	—	—	—	—	—	2
	Team	—	—	—	0-1	—	—	—	—	0
	Total	35	7	32-33	0-1	—	—	—	—	263
	Opponents	13	9	12-12	—	—	0-1	—	—	117

#	Field Goals	FGM-FGA	PCT	I20	20-29	30-39	40-49	50+	LG	BLK
10	Dustman, Hunter	7-11	63.64 %	0-0	1-1	3-4	3-4	0-2	48	0
	Total	7-11	63.64 %	0-0	1-1	3-4	3-4	0-2	48	0
	Opponents	9-14	64.29 %	0-3	0-0	4-5	2-3	3-3	52	0

FG Sequence	South Dakota St.	Opponents
Oklahoma St.	(31),(48)	(42),(52),(25)
UIW	37,(30)	(37)
Augustana (SD)	(39)	(32),38
Southeastern La.	-	49,34
UNI	(22),(41),51	(40)
Youngstown St.	-	(39),(31)
North Dakota St.	53,(42)	48
South Dakota	47	46,(40)

Numbers in (parentheses) indicate field goal was made.

#	Total Offense	G	Plays	Rush	Pass	Total	AVG/G
11	Gronowski, Mark	8	263	266	1384	1650	206.25
3	Johnson, Amar	8	97	538	0	538	67.25
7	Mason, Chase	7	42	350	51	401	57.29
20	Vorhees, Kirby	6	28	363	0	363	60.50
21	Johnson, Angel	6	40	240	0	240	40.00
34	Woods, Maxwell	2	9	79	0	79	39.50
5	Bell, Jon	8	3	0	14	14	1.75
24	Begeman, Brenden	4	5	13	0	13	3.25
12	Goering, Grahm	8	1	6	0	6	0.75
18	Wilde, Griffin	8	1	6	0	6	0.75
	Team	8	9	-9	0	-9	-1.13
	Total	8	498	1852	1449	3301	412.63
	Opponents	8	503	777	1561	2338	292.25

#	Punting	NO	YDS	AVG	LG	TB	FC	I20	50+	BLK
10	Dustman, Hunter	26	1094	42.08	55	1	10	10	4	0
41	Pelham, Max	1	44	44.00	44	0	0	1	0	0
	Total	27	1138	42.15	55	1	10	11	4	0
	Opponents	39	1643	42.13	73	5	14	14	6	1

#	Kickoffs	NO	YDS	AVG	TB	OB
10	Dustman, Hunter	46	2783	60.5	19	3
99	Stevens, Jack	2	115	57.5	0	1
	Total	48	2898	60.4	19	4
	Opponents	29	1655	57.1	11	0

2024 South Dakota State University Football
Overall Statistics (as of Oct 28, 2024)

#	All Purpose	G	RUSH	RCV	PR	KR	IR	Total	AVG/G
3	Johnson, Amar	8	538	123	0	0	0	661	82.63
21	Johnson, Angel	6	240	96	0	258	0	594	99.00
18	Wilde, Griffin	8	6	493	0	0	0	499	62.38
20	Vorhees, Kirby	6	363	0	0	23	0	386	64.33
12	Goering, Graham	8	6	346	0	0	0	352	44.00
7	Mason, Chase	7	350	-2	0	0	0	348	49.71
11	Gronowski, Mark	8	266	3	0	0	0	269	33.63
7	Beaunum, Dalys	8	0	0	122	0	50	172	21.50
34	Woods, Maxwell	2	79	9	0	19	0	107	53.50
4	Prejean, Kentrell	8	0	71	16	0	0	87	10.88
88	Gannon, Greyton	5	0	80	0	0	0	80	16.00
89	Gormley, Brody	7	0	78	0	0	0	78	11.14
87	Stoffel, Davin	7	0	72	0	0	0	72	10.29
27	Thompson, Noah	6	0	0	49	0	0	49	8.17
14	Huerter, Colby	6	0	0	0	0	38	38	6.33
	Ogroske, Lofton	4	0	35	0	0	0	35	8.75
4	Arrell, Steven	8	0	0	0	0	34	34	4.25
83	Alpers, David	8	0	22	0	6	0	28	3.50
32	Bock, Adam	8	0	0	0	0	23	23	2.88
24	Begeman, Brenden	4	13	0	0	0	0	13	3.25
5	McShane, Cullen	8	0	0	13	0	0	13	1.63
44	Brenner, Kevin	7	0	11	0	0	0	11	1.57
6	Ervin, Elijah	7	0	8	0	0	0	8	1.14
29	Spalding, Graham	8	0	0	0	0	8	8	1.00
2	Preston, Marcus	7	0	4	0	0	0	4	0.57
26	Tilford, Kolten	8	0	0	0	-12	0	-12	-1.50
	Team	8	-9	0	0	0	0	-9	-1.13
Total		8	1852	1449	200	294	153	3948	493.50
Opponents		8	777	1561	2	306	42	2688	336.00

2024 South Dakota State University Football
Overall Statistics (as of Oct 28, 2024)

#	Defensive Leaders	GP	Tackles				Sacks NO-YDS	Pass Defense			Fumbles		Blocked	
			Solo	ASST	TOT	TFL-YDS		INT-YDS	BU	QBH	RCV-YDS	FF	KICK	SAF
32	Bock, Adam	8	24	34	58.0	5.0-19	1.0-10	1-23	—	1	—	—	—	—
9	Francl, Caleb	8	22	27	49.0	4.0-6	—	—	2	1	—	—	—	—
29	Spalding, Graham	8	21	19	40.0	3.5-6	—	1-8	3	—	—	—	—	—
14	Huerter, Colby	6	16	22	38.0	1.0-3	—	1-38	—	—	—	—	—	—
23	Durrance, Matthew	8	25	12	37.0	2.0-5	—	—	3	—	1-7	—	—	—
7	Beanum, Dalys	8	19	11	30.0	1.5-5	—	1-50	1	—	—	1	—	—
22	Humphrey, Colby	8	19	4	23.0	—	—	1-0	3	—	—	—	—	—
0	Mcgaughy, Daeton	8	11	12	23.0	2.0-14	1.0-10	—	1	1	—	—	—	—
28	Van Tol, Chase	8	10	8	18.0	2.0-3	—	—	—	—	—	—	—	—
94	Clayborne, Kobe	8	7	10	17.0	2.5-15	1.5-10	—	—	1	1-0	—	—	—
52	DePriest, Jarod	8	8	9	17.0	3.0-11	1.0-8	—	1	1	1-0	1	—	—
99	Ripperda, Dawson	7	6	7	13.0	4.0-26	2.0-21	—	—	—	—	—	—	—
93	Baloun, Max	8	5	7	12.0	3.0-11	1.0-8	—	—	—	—	1	—	—
96	Hawthorne, Bryce	7	2	10	12.0	2.0-11	2.0-11	—	—	1	—	—	—	—
26	Tilford, Kolten	8	6	6	12.0	1.0-3	—	—	—	—	—	—	—	—
4	Arrell, Steven	8	6	4	10.0	—	—	2-34	—	—	—	—	—	—
5	McShane, Cullen	8	4	6	10.0	—	—	—	2	—	—	—	1	—
1	Large, Tucker	4	5	4	9.0	—	—	—	—	—	—	—	—	—
57	Vanden Bos, Levi	8	3	5	8.0	0.5-5	0.5-5	—	—	3	—	—	—	—
55	Wolfcale-Holsten, Aaron	8	4	4	8.0	1.5-12	1.0-11	—	—	—	—	—	—	—
90	Keumogne, Randy	6	4	3	7.0	1.0-4	—	—	—	1	—	—	—	—
11	Ollman, Joe	8	2	5	7.0	—	—	—	—	1	—	—	—	—
2	Taylor, Myles	6	6	1	7.0	—	—	—	—	—	—	—	—	—
13	Dautermann, Aydan	7	2	4	6.0	0.5-1	—	—	1	—	1-0	—	—	—
50	Wells, Nick	5	1	5	6.0	2.0-5	—	—	—	—	—	—	—	—
89	Gormley, Brody	7	3	2	5.0	—	—	—	—	—	—	—	—	—
51	Green, Logan	8	1	4	5.0	1.0-6	1.0-6	—	—	1	—	—	—	—
3	Johnson, Dontay	3	4	1	5.0	—	—	—	1	—	—	—	—	—
54	Lee, Jalen	12	4	—	4.0	—	—	—	—	—	—	—	—	—
97	Kirschenman, Reis	6	2	2	4.0	2.5-4	—	—	—	4	—	—	—	—
40	Kusler, Aaron	8	1	3	4.0	—	—	—	1	—	—	—	—	—
54	Lee, Jalen	12	4	—	4.0	—	—	—	—	—	—	—	—	—
54	Lee, Jalen	8	4	—	4.0	—	—	—	—	—	—	—	—	—
33	Johnson, Bryce	8	1	2	3.0	—	—	—	—	—	—	—	—	—
25	Reeder, Cale	1	1	2	3.0	—	—	—	—	—	—	—	—	—
27	Thompson, Noah	6	2	1	3.0	—	—	—	—	—	—	—	—	—
20	Vorhees, Kirby	6	1	1	2.0	—	—	—	—	—	—	—	—	—
95	Wilson, Zac	3	1	1	2.0	1.5-2	1.0-1	—	—	2	—	—	—	—
24	Begeman, Brenden	4	1	—	1.0	—	—	—	—	—	—	—	—	—
47	Fyfe, Kytan	2	1	—	1.0	—	—	—	—	—	—	1	—	—
11	Gronowski, Mark	8	1	—	1.0	—	—	—	—	—	—	—	—	—
17	Hoskins III, Abe	4	—	1	1.0	—	—	—	—	—	—	—	—	—
21	Johnson, Angel	6	1	—	1.0	—	—	—	—	—	—	—	—	—
56	Lecuona, Fernando	3	1	—	1.0	—	—	—	—	—	—	—	—	—
98	Muller, Mac	1	—	1	1.0	—	—	—	—	—	—	—	—	—
87	Stoffel, Davin	7	1	—	1.0	—	—	—	—	—	—	—	—	—
10	Dustman, Hunter	8	—	—	—	—	—	—	—	—	—	—	—	—
88	Gannon, Greyton	5	—	—	—	—	—	—	—	—	—	—	—	—
12	Goering, Graham	8	—	—	—	—	—	—	—	—	—	—	—	—
3	Johnson, Amar	8	—	—	—	—	—	—	—	—	—	—	—	—
7	Mason, Chase	7	—	—	—	—	—	—	—	—	—	—	—	—
4	Prejean, Kentrell	8	—	—	—	—	—	—	—	—	—	—	—	—
2	Preston, Marcus	7	—	—	—	—	—	—	—	—	—	—	—	—
99	Stevens, Jack	1	—	—	—	—	—	—	—	—	—	—	—	—
TM	Team	8	—	—	—	—	—	—	—	—	—	—	—	—
18	Wilde, Griffin	8	—	—	—	—	—	—	—	—	—	—	—	—
	Total	8	273	260	533.0	47.0-177	13.0-101	7-153	19	18	4-7	4	1	—
	Opponents	8	279	192	471.0	21.0-52	4.0-22	6-42	10	22	2-15	3	1	—

#17/18 [FBS] OKLAHOMA STATE 44, #1/1 [FCS] SDSU 20

Aug. 31, 2024 • Boone Pickens Stadium (Att.: 52,202)

STILLWATER, Okla. — Oklahoma State running back Ollie Gordon scored three touchdowns, including two in a 21-point third quarter, to lead the 17th-ranked Cowboys to a 44-20 victory over South Dakota State in the football season opener for both teams Saturday afternoon at Boone Pickens Stadium.

SDSU, the top-ranked team in the Football Championship Subdivision after winning back-to-back national titles, had its 29-game winning streak broken. The Jackrabbits' previous loss also was against a Football Bowl Subdivision opponent, a 7-3 setback at Iowa in the 2022 season opener.

Leading 17-6 at halftime, the Cowboys extended their lead on the first possession of the second half when Gordon took a lateral (originally ruled a pass) from Alan Bowman and cut down the left hash and sideline, breaking a couple tackles on his way to the end zone for a 22-yard score.

The Jackrabbits quickly responded with a three-play, 75-yard drive all through the air. Mark Gronowski connected with Griffin Wilde on pass plays of 21 and 33 yards before connecting with Grahm Goering in the end zone for a 21-yard touchdown. It was Goering's first touchdown of his career.

OSU would build its lead to 41-13 by scoring the next 17 points. After converting on third-and-9, Bowman hooked up with Rashod Owens on a 58-yard touchdown pass, which was followed later in the quarter on a 1-yard touchdown run by Gordon.

The Cowboys' scoring run ended with a 52-yard field goal by Logan Ward 70 seconds into the final stanza.

SDSU again countered with a quick touchdown as Griffin Wilde hauled in a Gronowski pass deep over the middle and out-ran the defense for a 60-yard touchdown. Wilde ended the afternoon with career highs of seven catches and 150 receiving yards.

Oklahoma State scored on each of its first three drives of the game, breaking into the scoring column with a 42-yard field goal by Logan Ward that was followed moments later by a 6-yard touchdown pass from Bowman to Brennan Presley.

Gordon capped OSU's longest drive of the first half with a 12-yard touchdown run midway through the second quarter that was his longest carry of the game. The reigning Doak Walker Award winner, Gordon finished the afternoon with 104 yards on 27 carries and added four receptions for 42 yards.

SDSU put together a pair of scoring drives in the second quarter that ended with field goals of 31 and 48 yards by senior kicker Hunter Dustman. The first scoring march was an eight-play, 58-yard drive that began late in the first quarter.

Yardage totals ended up nearly identical with Oklahoma State holding a slim 394-388 advantage.

Gronowski completed 20-of-37 passes for 264 yards and an interception, while Amar Johnson paced the ground game with 73 yards on nine carries, including a 40-yard gain on the final play of the first quarter that set up the Jackrabbits' first field goal. Goering added career highs of four catches and 69 receiving yards.

Bowman was an efficient 25-of-34 passing for 267 yards, with Presley catching seven balls for 35 yards and De'Zhaun Stribling tallying six catches for a team-high 83 yards.

Adam Bock led the Jackrabbit defense with 12 tackles, followed by a career-high eight tackles from Caleb Franci.

OSU's Trey Rucker registered a game-high 15 tackles. Nick Martin contributed 10 tackles and a sack for the Cowboys.



Grahm Goering hauled in a 21-yard pass from Mark Gronowski in the third quarter for the first South Dakota State touchdown of the 2024 season.

SCORE BY QUARTERS	1	2	3	4	FINAL
South Dakota State (0-1)	0	6	7	7	20
Oklahoma State (1-0)	10	7	21	6	44

SCORING SUMMARY

1st	8:15	OSU	— Logan Ward 42 yd field goal
1st	2:03	OSU	— Brennan Presley 6 yd pass from Alan Bowman (Ward kick)
2nd	12:15	SDSU	— Hunter Dustman 31 yd field goal
2nd	8:35	OSU	— Ollie Gordon 12 yd run (Ward kick)
2nd	3:52	SDSU	— Dustman 48 yd field goal
3rd	10:46	OSU	— Gordon 22 yd run (Ward kick)
3rd	9:10	SDSU	— Grahm Goering 21 yd pass from Mark Gronowski (Dustman kick)
3rd	6:29	OSU	— Rashod Owens 58 yd pass from Bowman (Ward kick)
3rd	2:29	OSU	— Gordon 1 yd run (Ward kick)
4th	13:50	OSU	— Ward 52 yd field goal
4th	12:10	OSU	— Griffin Wilde 60 yd pass from Gronowski (Dustman kick)
4th	1:10	OSU	— Ward 25 yd field goal

TEAM STATISTICS	SDSU	OSU
FIRST DOWNS	17	23
RUSHES-YARDS (NET)	28-124	39-149
PASSING YDS (NET)	264	245
Passes Att-Comp-Int	37-20-1	33-24-0
TOTAL OFFENSE PLAYS-YARDS	65-388	72-394
Punt Returns-Yards	0-0	2-0
Kickoff Returns-Yards	4-78	3-55
Interception Returns-Yards	0-0	1-3
Punts (Number-Avg)	3-48.0	4-54.8
Fumbles-Lost	1-0	0-0
Penalties-Yards	5-42	1-10
Possession Time	30:47	29:13
Third-Down Conversions	3 of 13	5 of 14
Fourth-Down Conversions	0 of 4	2 of 2
Red-Zone Scores-Chances	1-1	4-4
Sacks By: Number-Yards	0-0	2-13

RUSHING LEADERS: SDSU - Amar Johnson 9-73; Angel Johnson 6-27; Mark Gronowski 10-17; Kirby Vorhees 2-7; Chase Mason 1-0. OSU - Ollie Gordon 28-126; Alan Bowman 2-8; Trent Howland 3-7; Sesi Vailahi 5-4; Brennan Presley 1-4. **PASSING LEADERS:** SDSU - Mark Gronowski 20-36-1 264; Hunter Dustman 0-1-0 0. OSU - Alan Bowman 24-33-0 245. **RECEIVING LEADERS:** SDSU - Griffin Wilde 7-150; Grahm Goering 4-69; Amar Johnson 2-17; Greyton Gannon 2-17; Davin Stoffel 2-7; Angel Johnson 2-(-6); Kentrell Prejean 1-10. OSU - Brennan Presley 7-35; De'Zhaun Stribling 6-83; Rashod Owens 3-81; Ollie Gordon 3-20; Sesi Vailahi 2-14; Gavin Freeman 2-10; Trent Howland 1-2. **INTERCEPTIONS:** SDSU - none. OSU - Korie Black 1-3. **SACKS:** SDSU - none. OSU - Nick Martin 1.0-9; Collin Oliver 1.0-4. **TACKLE LEADERS (UA-A-TOT):** SDSU - Adam Bock 6-6-12; Caleb Franci 3-5-8; Dalys Beatum 3-4-7; Colby Humphrey 6-0-6; Matthew Durrance 1-5-6; Daeton Mcgaughy 3-2-5. OSU - Trey Rucker 9-6-15; Nick Martin 7-3-10; Kendal Daniels 3-0-3; Cam Smith 2-1-3; Cameron Epps 2-1-3; Jeff Roberson 2-1-3; Kale Smith 1-2-3; Collin Clay 1-2-3; Iman Oates 0-3-3.

#1/1 SDSU 45, #11/12 INCARNATE WORD 24

Sept. 7, 2024 • Dana J. Dykhouse Stadium (Att.: 19,321)

South Dakota State scored touchdowns on its first four drives of the second half to pull away from Incarnate Word for a 45-24 victory Sept. 7 in a battle between ranked teams that was played before a crowd of 19,321 at Dana J. Dykhouse Stadium.

The top-ranked and two-time defending Football Championship Subdivision champion Jackrabbits rebounded from a season-opening loss at Oklahoma State to improve to 1-1 on the young season. UIW, ranked 11th this week by the FCS coaches and 12th in the Stats Perform media poll, dropped to 1-1.

After the Cardinals tied the game at 17-all on a 69-yard pass from Zach Calzada to Jalen Walthall less than two minutes into the second half, the SDSU offense began to take control. An 11-play, 69-yard drive included three third-down conversions, the last of which was an 11-yard pass from Mark Gronowski to Griffin Wilde that resulted in a touchdown.

The Jackrabbit defense responded on the ensuing UIW possession with a three-and-out that led to the only punt of the night by either squad. After taking over at the own 28, SDSU needed only three plays to extend its lead to 31-17. On the second play of the drive, sophomore tight end Brody Gormley caught a Gronowski pass in stride on the right numbers and rolled 61 yards to the UIW 6. Amar Johnson found the end zone on the next play for his first touchdown of the season.

UIW continued to make big plays in the passing game, closing the gap to 31-24 when Calzada dropped a pass deep in the right corner of the end zone into the arms of Roy Alexander for a 35-yard touchdown with 14 minutes and 22 seconds to play in the game.

SDSU used a mix of runs and short passes to march right back down the field. Wilde caught passes of 5 and 12 yards while Johnson picked up 27 yards between the ground and through the air, including the final three yards for his second rushing touchdown of the night.

The Jackrabbits put the game out of reach moments later by forcing their first turnover of the season and cashing in with their final touchdown of the game. Dalys Beenum punched the ball away from a Cardinal receiver and Matthew Durrance came up with the fumble recovery and return to the UIW 42. Four plays later, Gronowski tossed his fourth touchdown pass of the game — and his second to Wilde — deep over the middle from 25 yards out.

A sophomore from Sioux Falls, Wilde established a new career high for receptions for the second week in a row, hauling in a game-high 10 catches for 106 yards.

Wilde's counterpart at wide receiver, Graham Goering, gave the Jackrabbits a 17-10 lead heading into halftime with a 22-yard touchdown catch in the left corner of the end zone to close out an eight-play, 77-yard drive.

However, SDSU missed on a couple other scoring opportunities in the first half, missing a 37-yard field goal attempt on the opening drive of the game and having another drive approaching the red zone later in the half end on an interception.

Hunter Dustman tied the game at 3-all with a 30-yard field goal on the first snap of the second quarter and moments after the Jackrabbit defense turned over UIW on downs, Gronowski hooked up with tight end Greyton Gannon on a deep ball for a 41-yard score.

Gronowski ended the night 21-for-32 passing for 285 yards and four touchdowns while connecting with seven different receivers. Johnson, who tied a career high with two touchdowns, tallied a game-high 112 yards on 19 carries.

Overall, SDSU held a 515-419 advantage in total offense. The Jackrabbits were successful on 10-of-13 third-down attempts while racking up 35:17 in possession time.

Calzada completed 31-of-39 pass attempts for 351 yards and also led the



Amar Johnson rushed for a pair of second-half touchdowns and ended the game with 112 yards on 19 carries.

Cardinals in rushing with 43 yards on seven carries. Alexander recorded nine catches for 128 yards, with Walthall, who also scored UIW's first touchdown on a 5-yard pass play, posting seven catches for 137 yards.

Adam Bock paced the SDSU defense with nine tackles, including three behind the line of scrimmage. Durrance notched a career-high eight tackles, including seven solo stops, while Darius Sanders led UIW with nine tackles.

SCORE BY QUARTERS	1	2	3	4	FINAL
Incarnate Word (1-1)	3	7	7	7	24
South Dakota State	10	7	21	6	44

SCORING SUMMARY

1st	6:06	UIW	— Brack Peacock 37 yd field goal
2nd	14:57	SDSU	— Hunter Dustman 30 yd field goal
2nd	11:11	SDSU	— Greyton Gannon 41 yd pass from Mark Gronowski (Dustman kick)
2nd	6:51	UIW	— Jalen Walthall 5 yd pass from Zach Calzada (Peacock kick)
2nd	3:32	SDSU	— Graham Goering 22 yd pass from Gronowski (Dustman kick)
3rd	13:11	UIW	— Walthall 69 yd pass from Calzada (Peacock kick)
3rd	7:13	SDSU	— Griffin Wilde 11 yd pass from Gronowski (Dustman kick)
3rd	3:58	SDSU	— Amar Johnson 6 yd run (Dustman kick)
4th	14:22	UIW	— Roy Alexander 35 yd pass from Calzada (Peacock kick)
4th	10:34	SDSU	— Johnson 3 yd run (Dustman kick)
4th	7:47	SDSU	— Wilde 25 yd pass from Gronowski (Dustman kick)

TEAM STATISTICS

	UIW	SDSU
FIRST DOWNS	20	31
RUSHES-YARDS (NET)	20-68	42-230
PASSING YDS (NET)	351	285
Passes Att-Comp-Int	39-31-0	32-21-1
TOTAL OFFENSE PLAYS-YARDS	59-419	74-515
Punt Returns-Yards	0-0	0-0
Kickoff Returns-Yards	4-65	5-52
Interception Returns-Yards	1-0	0-0
Punts (Number-Avg)	1-39.0	0-0.0
Fumbles-Lost	1-1	1-0
Penalties-Yards	9-100	6-71
Possession Time	24:43	35:17
Third-Down Conversions	6 of 11	10 of 13
Fourth-Down Conversions	0 of 3	0 of 0
Red-Zone Scores-Chances	2-2	4-6
Sacks By: Number-Yards	0-0	1-1

RUSHING LEADERS: UIW - Zach Calzada 7-43; Dekalon Taylor 8-14; Isaiah Robinson 5-11. SDSU - Amar Johnson 19-112; Angel Johnson 6-42; Chase Mason 4-30; Kirby Vorhees 5-27; Mark Gronowski 3-9; Brenden Begeman 2-7; Graham Goering 1-6. **PASSING LEADERS:** UIW - Zach Calzada 31-39-0 351. SDSU - Mark Gronowski 21-32-1 285. **RECEIVING LEADERS:** UIW - Roy Alexander 9-128; Jalen Walthall 7-137; Dekalon Taylor 4-29; Isaiah Robinson 3-21. SDSU - Griffin Wilde 10-106; Graham Goering 3-50; Amar Johnson 3-16; Greyton Gannon 2-47; Brody Gormley 1-61; Kentrell Prejean 1-6; Chase Mason 1-(-1). **INTERCEPTIONS:** UIW - none. SDSU - none. **SACKS:** UIW - none. SDSU - Zac Wilson 1.0-1. **TACKLE LEADERS (UA-A-TOT):** UIW - Darius Sanders 7-2-9; Mason Chambers 6-1-7; Ronald Wilson 4-1-5; Kendrick Stone 4-1-5. SDSU - Adam Bock 5-4-9; Matthew Durrance 7-1-8; Caleb Franci 4-3-7; Graham Spalding 4-1-5; Dalys Beenum 4-1-5.

#1/1 [FCS] SDSU 24, #14/18 [D-II] AUGUSTANA 3

Sept. 14, 2024 • Dana J. Dykhouse Stadium (Att.: 19,376)

South Dakota State running back Amar Johnson topped the 100-yard mark for the second game in a row and the Jackrabbit defense held Augustana out of the end zone in a 24-3 Beef Bowl victory before a crowd of 19,376 Saturday night at Dana J. Dykhouse Stadium.

SDSU, the top-ranked team in the Football Championship Subdivision, improved to 2-1 overall. Augustana, ranked 14th in the NCAA Division II coaches' poll, dropped to 1-1 on the season.

The Vikings capitalized on a turnover on the opening kickoff to put the first points on the board. Jake Detert jarred the ball loose from Jackrabbit kick returner Kolten Tilford and Kael Ryan recovered the fumble at the SDSU 11. The Jackrabbit defense held firm, however, as Augustana settled for a 32-yard field goal by Jake Pecina two minutes into the contest.

SDSU responded on its first offensive drive, putting together a six-play, 60-yard touchdown drive, starting when Johnson picked up first downs on the first two Jackrabbit plays from scrimmage, a 12-yard pass and a 13-yard run. One play after SDSU picked up a crucial first down via defensive holding on a third-down play, quarterback Mark Gronowski rolled around left end and scored from 9 yards out.

The Jackrabbits extended their lead to 17-3 with a pair of scores in the second quarter. Once again, Johnson was at the center of the first scoring drive of the quarter, accounting for all 55 yards of the four-play march. A senior from O'Fallon, Missouri, strung together runs of 16, 26 and 12 yards to put SDSU on the doorstep. He then took a direct snap and plunged in from a yard out.

After turning Augustana over on downs for the second time in as many drives, the Jackrabbits added a 39-yard field goal by Hunter Dustman in the closing seconds of the first half.

SDSU took advantage of a short field after a shanked punt to score what would be the final points of the night midway through the third quarter as Gronowski scored his second touchdown of the night on a 1-yard run.

Mistakes prevented the Jackrabbits from adding to their lead down the stretch as SDSU uncharacteristically turned the ball over three times in the game and committed nine penalties for 110 yards. Augustana was flagged seven times for 40 yards.

The Jacks did finish with a 374-171 advantage in total offense, including a 233-24 margin in rushing yards. Johnson matched his career high with 126 yards on 17 carries, while freshman running back Maxwell Woods gained 61 yards on six carries, including a 44-yard run on his second carry of the night, in his collegiate debut.

Gronowski completed 19-of-27 passes for 141 yards, but was intercepted two times. Griffin Wilde was the top target with six catches for 47 yards, while Johnson (14 yards) and Kentrell Prejean (20 yards) each tallied three receptions.

Evan Bearth came off the bench to pace the Augustana offense by completing 8-of-17 passes for 92 yards, while starter Thomas Scholten was 12-of-18 passing for 55 yards and an interception. Isaiah Huber hauled in five catches for 53 yards, with former Jackrabbit Canyon Bauer adding five receptions for 37 yards. Rashad Lampkin led the Augie ground game with 26 yards on six carries.

Defensively, the Jackrabbits were led by Kobe Clayborne with five tackles, including a tackle for loss. Fellow defensive end Dawson Ripperda registered 1.5 sacks and was one of five SDSU players with four stops.

Augustana's Logan Leonard led all players with 10 tackles and added an interception. Peyton Buckley notched eight tackles and had the other Viking interception.



The South Dakota State defense kept Augustana out of the end zone in a 24-3 Beef Bowl victory Sept. 14 at Dana J. Dykhouse Stadium.

SCORE BY QUARTERS	1	2	3	4	FINAL
Augustana (1-1)	3	0	0	0	3
South Dakota State (2-1)	7	10	7	0	24

SCORING SUMMARY

1st	13:04	AU	-	Jake Pecina 32 yd field goal
1st	9:59	SDSU	-	Mark Gronowski 9 yd run (Hunter Dustman kick)
2nd	12:39	SDSU	-	Amar Johnson 1 yd run (Dustman kick)
2nd	00:44	SDSU	-	Dustman 39 yd field goal
3rd	7:20	SDSU	-	Gronowski 1 yd run (Dustman kick)

TEAM STATISTICS	AU	SDSU
FIRST DOWNS	12	223
RUSHES-YARDS (NET)	21-24	36-233
PASSING YDS (NET)	147	141
Passes Att-Comp-Int	36-20-1	27-19-2
TOTAL OFFENSE PLAYS-YARDS	57-171	63-374
Punt Returns-Yards	0-0	1-2
Kickoff Returns-Yards	0-0	2-7
Interception Returns-Yards	2-39	1-0
Punts (Number-Avg)	6-37.0	4-45.5
Fumbles-Lost	0-0	1-1
Penalties-Yards	7-40	9-110
Possession Time	28:16	31:44
Third-Down Conversions	3 of 15	3 of 10
Fourth-Down Conversions	0 of 3	0 of 1
Red-Zone Scores-Chances	1-3	3-4
Sacks By: Number-Yards	0-0	3-29

RUSHING LEADERS: AU - Rashad Lampkin 6-26; Max Grand 4-11; Jarod Epperson 6-10; Thomas Scholten 3-1. **SDSU** - Amar Johnson 17-126; Maxwell Woods 6-61; Mark Gronowski 6-28; Kirby Vorhees 5-21. **PASSING LEADERS:** AU - Thomas Scholten 12-18-1 55; Evan Bearth 8-17-0 92. **SDSU** - Mark Gronowski 19-27-2 141. **RECEIVING LEADERS:** AU - Isaiah Huber 5-53; Canyon Bauer 5-37; Jarod Epperson 4-21; Max Minor 2-26; Matt Francis 1-8; Austin Johnston 1-6; Sam Scholten 1-1. **SDSU** - Griffin Wilde 6-47; Kentrell Prejean 3-20; Amar Johnson 3-14; Graham Goering 2-25; Maxwell Woods 2-9; Greyton Gannon 1-12; Elijah Ervin 1-8; Kevin Brenner 1-6. **INTERCEPTIONS:** AU - Peyton Buckley 1-39; Logan Leonard 1-0. **SDSU** - Colby Humphrey 1-0. **SACKS:** AU - none. **SDSU** - Dawson Ripperda 1.5-16; Aaron Wolfcale-Holsten 1.0-11; Logan Green 0.5-2. **TACKLE LEADERS (UA-A-TOT):** AU - Logan Leonard 7-3-10; Peyton Buckley 5-3-8; Haden Wallace 6-1-7; T.J. Murray 5-0-5; Kade Lynott 2-2-4; Will Davis 2-2-4. **SDSU** - Kobe Clayborne 4-1-5; Dalys Beanum 3-1-4; Graham Spalding 2-2-4; Adam Bock 2-2-4; Colby Huerter 2-2-4; Dawson Ripperda 2-2-4.

#1/1 SDSU 41, SOUTHEASTERN LOUISIANA 0

Sept. 21, 2024 • Strawberry Stadium (Att.: 4,387)

HAMMOND, La. — Backup running back Kirby Vorhees ran for 179 yards and three touchdowns while the South Dakota State defense pitched another shutout as the top-ranked Jackrabbits wrapped up the nonconference portion of their schedule with a 41-0 victory at Southeastern Louisiana Sept. 21 at Strawberry Stadium.

SDSU ran its record to 3-1 while the Lions dropped to 1-3 on the season.

The Jackrabbits grabbed a 7-0 lead before running their first offensive play when Dalys Beanum fielded a punt in the middle of the field at his own 12 and rolled around the left side for an 88-yard touchdown with 8 minutes and 57 seconds remaining in the first quarter.

Vorhees went to work in the second quarter, scoring on each of his first two carries as he broke numerous tackles on his way to the end zone with runs of 20 and 22 yards. SDSU's second extra-point try of the sequence failed, leaving the Jackrabbits with a 20-0 halftime advantage.

A redshirt freshman from Lutz, Florida, Vorhees made it 3-for-3 as he burst through the line and rambled 80 yards for his third touchdown of the night in as many carries midway through the third quarter. He would end the night with a career-high 179 yards on only five carries for an average of 35.8 yards per attempt.

Meanwhile, the SDSU defense continued to put the clamps on Southeastern Louisiana, limiting the Lions to less than 100 yards of offense in each half. The Jackrabbits got first-half interceptions from Colby Huerter and Steven Arrell while racking up four sacks and 11 tackles for loss.

Huerter, Graham Spalding and Adam Bock each registered seven tackles, with redshirt freshman Nick Wells tallying a pair of tackles for loss. The Jackrabbits held SLU to 2-for-16 on third-down attempts.

SDSU extended its lead to 34-0 on a 14-yard touchdown run by Amar Johnson and closed out the scoring with a 1-yard scoring plunge by backup quarterback Chase Mason in the fourth quarter. Johnson's TD ended a six-play, 87-yard scoring drive that included a 39-yard by Vorhees on the second play of the drive.

The Jackrabbits finished with 341 yards on the ground and a 417-186 advantage in total offense. Johnson carried 11 times for 65 yards and was the Jackrabbits' leading receiving with three catches for 37 yards.

The Jackrabbit passing attack never got on track in the contest as Mark Gronowski completed 7-of-17 passes for 65 yards with one interception. Mason was 1-of-2 passing for 11 yards.

SLU quarterback Damon Stewart completed 9-of-20 passes for 81 yards. Darius Lewis was the leading pass-catcher with five receptions for 56 yards, with Antonio Martin Jr. pacing the ground game with 14 carries for 36 yards.

K.K. Reno led all players with 10 tackles for the Lions.

The shutout was the fourth by the Jackrabbits in Jimmy Rogers' two seasons as head coach.



Kirby Vorhees scored touchdowns on each of his first three carries and ended the night with 179 yards on only five rushing attempts in South Dakota State's 41-0 victory Sept. 21 at Southeastern Louisiana.

SCORE BY QUARTERS	1	2	3	4	FINAL
South Dakota State (3-1)	7	13	14	7	41
Southeastern Louisiana (1-3)	0	0	0	0	0

SCORING SUMMARY

1st	8:57	SDSU	-	Dalys Beanum 88 yd punt return (Hunter Dustman kick)
2nd	9:05	SDSU	-	Kirby Vorhees 20 yd run (Dustman kick)
2nd	00:30	SDSU	-	Vorhees 22 yd run (team kick attempt failed)
3rd	8:08	SDSU	-	Vorhees 80 yd run (Dustman kick)
3rd	00:53	SDSU	-	Amar Johnson 14 yd run (Dustman kick)
4th	4:49	SDSU	-	Chase Mason 1 yd run (Dustman kick)

TEAM STATISTICS	SDSU	SLU
FIRST DOWNS	18	13
RUSHES-YARDS (NET)	36-341	41-94
PASSING YDS (NET)	76	92
Passes Att-Comp-Int	19-8-1	23-10-2
TOTAL OFFENSE PLAYS-YARDS	55-417	64-186
Punt Returns-Yards	4-118-1	0-0
Kickoff Returns-Yards	0-0	4-80
Interception Returns-Yards	2-62	1-0
Punts (Number-Avg)	5-35.6	7-39.7
Fumbles-Lost	0-0	0-0
Penalties-Yards	4-54	3-12
Possession Time	25:52	34:08
Third-Down Conversions	4 of 9	2 of 16
Fourth-Down Conversions	0 of 0	1 of 2
Red-Zone Scores-Chances	3-4	0-1
Sacks By: Number-Yards	4-32	1-5

RUSHING LEADERS: SDSU - Kirby Vorhees 5-179; Amar Johnson 11-65; Chase Mason 7-56; Mark Gronowski 6-20; Maxwell Woods 3-18; Brenden Begeman 2-6. SLU - Antonio Martin Jr. 14-36; Brandon Hayes 4-28; Harlan Dixon 7-28; Damon Stewart 11-5; Rodeo Graham Jr. 205; Kimon O'Sullivan 1-1. **PASSING LEADERS:** SDSU - Mark Gronowski 7-17-1 65; Chase Mason 1-2-0 11. SLU - Damon Stewart 9-20-2 81; Eli Sawyer 1-3-0 11. **RECEIVING LEADERS:** SDSU - Amar Johnson 3-37; Graham Goering 2-23; Kentrell Prejean 2-13; Griffin Wilde 1-3. SLU - Darius Lewis 5-56; Ivan Drobocky 2-19; Brandon Hayes 1-9; Errol Rogers Jr. 1-8; Harlan Dixon 1-0. **INTERCEPTIONS:** SDSU - Colby Huerter 1-38; Steven Arrell 1-24. SLU - Donté Daniels 1-0. **SACKS:** SDSU - Kobe Clayborne 1.5-10; Daeton Mcgaughy 1.0-10; Bryce Hawthorne 1.0-7; Levi Vanden Bos 0.5-5. SLU - Ahmad Bradley 0.5-3; Shemar Pearl 0.5-2. **TACKLE LEADERS (UA-A-TOT):** SDSU - Colby Huerter 4-3-7; Graham Spalding 2-5-7; Adam Bock 2-5-7; Daeton Mcgaughy 1-5-6; Caleb Franci 2-3-5. SLU - K.K. Reno 5-5-10; Coryell Pierce 5-3-8; Cornelius Dyson 3-1-4; Donté Daniels 2-2-4; Kaleb Proctor 1-3-4.

#1/1 SDSU 41, #18 NORTHERN IOWA 3

Oct. 5, 2024 • UNI-Dome (Att.: 12,611)

CEDAR FALLS, Iowa — Top-ranked South Dakota State forced four Northern Iowa turnovers, scored on a blocked punt and found balance on offense to cruise past Northern Iowa, 41-3, in the Missouri Valley Football Conference opener for both teams Oct. 5 at the UNI-Dome.

The Jackrabbits improved to 4-1 overall in extending their winning streak against Football Championship Subdivision opponents to 31 games. UNI, which entered the weekend ranked 18th in the coaches' poll and receiving votes in the media poll, dropped to 2-3 overall.

SDSU forced its first turnover on UNI's opening drive of the game as Jarod DePriest jarred the ball loose from Panther running back Tye Edwards and Kobe Clayborne recovered at the Jackrabbit 46. Mark Gronowski connected with Griffin Wilde on a 15-yard pass play to open the ensuing drive and Amar Johnson picked up 25 yards on the ground before Gronowski hooked up with Kentrell Prejean in the left corner of the end zone for a 16-yard touchdown.

After a Steven Arrell interception, a 22-yard field goal by Hunter Dustman on the second play of the second quarter gave SDSU a 10-0 lead and kick-started an avalanche of more big plays.

As UNI lined up to punt near midfield on its first possession of the second quarter, Cullen McShane broke through the protection to block the attempt and Noah Thompson scooped up the loose ball and scored from 49 yards out.

The Jackrabbits then forced their second fumble of the opening half with Max Baloun stripping the ball from quarterback Aidan Dunne and DePriest recovering at the UNI 14. Two plays later, SDSU backup quarterback Chase Mason plunged in from 6 yards for a 24-0 Jackrabbit lead.

UNI put its only points of the game on the board late in the first half with an eight-play, 57-yard drive that ended with a 40-yard field goal by Caden Palmer.

SDSU worked the two-minute drill effectively to close the first half. Amar Johnson caught four passes out of the backfield as part of a nine-play, 41-yard march that culminated with a 41-yard field goal by Dustman.

The Jackrabbits showed no signs of a letdown in the third quarter as they tacked on two more touchdowns. An Adam Bock interception and return deep in UNI territory set up a 6-yard touchdown pass from Gronowski to Graham Goering for the first score.

SDSU's final tally came on a screen pass from Gronowski to Angel Johnson. With the ball at the UNI 34, Johnson caught the middle screen two yards behind the line of scrimmage and weaved his way through traffic and down the left sideline, getting a key block from wide receiver Elijah Ervin for a 66-yard touchdown.

Gronowski ended the day 16-of-22 for 221 yards and three scores. Amar Johnson was the leading pass-catcher with four receptions for 28 yards, with Goering (52 yards) and Wilde (39 yards) adding three catches each.

Overall, SDSU held a 390-246 advantage in total offense with Kirby Vorhees pacing the rushing attack with 45 yards on eight carries late in the contest.

Dunne closed the afternoon with 113 yards on 8-of-15 passing. Matthew Schecklman finished at quarterback for the Panthers, completing 9-of-16 attempts for 67 yards. Sergio Morancy caught a game-high six passes for 73 yards, with Edwards picking up 62 yards on the ground on 12 carries.

DePriest led SDSU with six tackles, including two for loss and a sack. Colby Huerter registered five stops.

J.J. Dervil led all players with eight tackles for UNI.



Steven Arrell's interception in the second quarter was the second of four turnovers forced by the Jackrabbit defense in a 41-3 road drubbing of Northern Iowa.

SCORE BY QUARTERS	1	2	3	4	FINAL
South Dakota State (4-1, 1-0)	7	20	14	0	41
Northern Iowa (2-3, 0-1)	0	3	0	0	3

SCORING SUMMARY

1st	8:43	SDSU	–	Kentrell Prejean 16 yd pass from Mark Gronowski (Hunter Dustman kick)
2nd	14:53	SDSU	–	Dustman 22 yd field goal
2nd	9:33	SDSU	–	Noah Thompson 49 yd blocked punt return (Dustman kick)
2nd	8:16	SDSU	–	Chase Mason 6 yd run (Dustman kick)
2nd	1:25	UNI	–	Caden Palmer 40 yd field goal
2nd	00:07	SDSU	–	Dustman 41 yd field goal
3rd	12:39	SDSU	–	Graham Goering 7 yd pass from Gronowski (Dustman kick)
3rd	10:08	SDSU	–	Angel Johnson 66 yd pass from Gronowski (Dustman kick)

TEAM STATISTICS

	SDSU	UNI
FIRST DOWNS	17	16
RUSHES-YARDS (NET)	34-139	33-66
PASSING YDS (NET)	249	180
Passes Att-Comp-Int	26-19-0	31-17-2
TOTAL OFFENSE PLAYS-YARDS	60-388	62-246
Punt Returns-Yards	2-71-1	1-2
Kickoff Returns-Yards	1-15	2-35
Interception Returns-Yards	2-33	0-0
Punts (Number-Avg)	3-48.0	5-32.8
Fumbles-Lost	1-0	3-2
Penalties-Yards	2-15	2-15
Possession Time	30:43	29:17
Third-Down Conversions	5 of 12	3 of 13
Fourth-Down Conversions	1 of 1	2 of 3
Red-Zone Scores-Chances	5-7	0-1
Sacks By: Number-Yards	3-20	0-0

RUSHING LEADERS: SDSU - Kirby Vorhees 8-45; Amar Johnson 10-40; Angel Johnson 6-31; Chase Mason 7-9; Mark Gronowski 2-8; Griffin Wilde 1-6. UNI - Tye Edwards 12-62; Amauri Pesek-Hickson 8-23; Layne Pryor 1-0; Aidan Dunne 4-(-5); Matthew Schecklman 5-(-14). **PASSING LEADERS:** SDSU - Mark Gronowski 16-22-0 221; Chase Mason 3-4-0 28. UNI - Aidan Dunne 8-15-2 113; Matthew Schecklman 9-16-0 67. **RECEIVING LEADERS:** SDSU - Amar Johnson 4-28; Graham Goering 3-52; Griffin Wilde 3-39; Angel Johnson 2-76; Kentrell Prejean 2-17; David Alpers 1-12; Lofton O'Groske 1-9; Brody Gormley 1-7; Kevin Brenner 1-5; Greyton Gannon 1-4. UNI - Sergio Morancy 6-73; J.C. Roque Jr. 5-6; Layne Pryor 3-26; Jaiden Ellis-Lahey 2-24; Desmond Hutson 1-11. **INTERCEPTIONS:** SDSU - Adam Bock 1-23; Steven Arrell 1-10. UNI - none. **SACKS:** SDSU - Max Baloun 1.0-8; Jarod DePriest 1.0-8; Bryce Hawthorne 1.0-4. UNI - none. **TACKLE LEADERS (UA-A-TOT):** SDSU - Jarod DePriest 4-2-6; Colby Huerter 2-3-5; Bryce Hawthorne 1-4-5; Caleb Francl 2-2-4; Matthew Durrance 4-0-4; Adam Bock 2-2-4. UNI - J.J. Dervil 4-4-8; Albert Nunes 2-5-7; Jonathan Cabral-Martin 2-5-7; Jack Kriebs 1-6-7; Carter Hewitt 2-5-7; Ben Belken 2-3-5.

#1/1 SDSU 63, YOUNGSTOWN STATE 13

Oct. 12, 2024 • Dana J. Dykhouse Stadium (Att.: 19,331)

South Dakota State clicked off a number of big plays from start to finish in posting a 63-13 Hobo Day victory over Youngstown State Oct. 12 before a crowd of 19,331 at Dana J. Dykhouse Stadium.

The top-ranked Jackrabbits improved to 5-1 overall and 2-0 in the Missouri Valley Football Conference. .

Angel Johnson set the tone by returning the opening kickoff 99 yards for a touchdown. The Viborg native fielded the ball at the 1-yard line on the right hash and cut down the right sideline to out-race the Penguin coverage unit. It marked the third game in a row that SDSU scored a special teams touchdown.

After the Jackrabbit defense forced a three-and-out on YSU's first offensive series, the SDSU offense went to work on an afternoon in which the Jackrabbits would average 13 yards per play.

SDSU needed only four plays to find the end zone on its first offensive possession. Amar Johnson ran for 23 yards on the first play before backup quarterback Chase Mason took a handoff from Mark Gronowski in a two-quarterback system and score from 38 yards out, giving the Jackrabbits a 14-0 lead 3 minutes and 38 seconds into the game.

Youngstown State, 2-5 overall and 1-2 in league play, converted twice on third-and-long plays to get on the board later in the first quarter with a 13-play, 54-yard drive that ended with a 39-yard field goal by Andrew Lastovka.

The Jackrabbits then reeled off the next 21 points, starting with a nine-play touchdown drive late in the first quarter in which all 79 yards came on the ground. Amar Johnson recorded gains of 29, 18 and 13 yards before Gronowski finished off the drive with a 1-yard plunge.

The SDSU lead grew to 35-3 in the second quarter. After Dalys Beanum intercepted a pass and returned it to the YSU 25, Amar Johnson ran for a 5-yard score. Moments later, the Jackrabbits marched 95 yard on nine plays, closing with a 48-yard run up the middle by Mason.

YSU ended a string of 13-plus quarters in which the Jackrabbit defense did not allow a touchdown by answering with a 90-plus-yard drive of its own. Quarterback Beau Brungard connected on passes of 32 yards to Latrell Fordham and 41 yards to Max Tomczak before scoring from 4 yards out.

In the third quarter, the Jackrabbits turned to the air to extend their lead to 49-10 with two more 90-yard touchdown drives. Gronowski hooked up with Grahm Goering on a post route for a 45-yard score midway through the period, then found Griffin Wilde open for a 19-yard touchdown pass one play after Kirby Vorhees broke off a 74-yard run on the first play of the drive.

All three Jackrabbit quarterbacks to take a snap in the game threw a touchdown pass. Mason connected with Marcus Preston on a 4-yard touchdown five minutes into the fourth quarter and Jon Bell tossed his first collegiate touchdown pass later in the final stanza as he hit tight end Davin Stoffel from 14 yards out. Stoffel's first career touchdown reception came after the Penguins muffed the lone SDSU punt of the afternoon, with Aydan Dautermann recovering at the YSU 14.

Mason put the Jackrabbits on the doorstep for the first fourth-quarter touchdown with a 69-yard run as he finished with a team- and career-high high 161 rushing yards on only five carries.

SDSU tallied seven plays of 20 or more yards in the game and finished with a 557-372 advantage in total offense. Of that total, 404 yards came on the ground as Vorhees notched 84 yards on three carries and Amar Johnson ended up with 64 yards on eight attempts.

Gronowski completed 8-of-13 passes for 127 yards and two scores. Wilde led the receiving corps with five catches for 62 yards.

For YSU, Brungard completed 16-of-27 passes for 169 yards and was the Penguins' leading rusher with 59 yards on 11 carries. Tomczak hauled in six receptions for 78 yards.



Backup quarterback Chase Mason rushed for 161 yards and two touchdowns, and threw for another touchdown as the Jackrabbits rolled to a 63-13 Hobo Day victory.

Redshirt freshman linebacker Chase Van Tol led all players with a career-best nine tackles, including two for loss, for the Jackrabbits. Fellow linebackers Graham Spalding, Caleb Franci and Adam Bock registered seven stops each.

SCORE BY QUARTERS	1	2	3	4	FINAL
Youngstown State (2-5, 1-2)	3	7	0	3	13
South Dakota State (5-1, 2-0)	21	14	14	14	63

SCORING SUMMARY

1st	14:47	SDSU	-	Angel Johnson 99 yd kickoff return (Hunter Dustman kick)
1st	11:22	SDSU	-	Chase Mason 38 yd run (Dustman kick)
1st	4:32	YSU	-	Andrew Lastovka 39 yd field goal
1st	00:34	SDSU	-	Mark Gronowski 1 yd run (Dustman kick)
2nd	11:27	SDSU	-	Amar Johnson 5 yd run (Dustman kick)
2nd	2:56	SDSU	-	Mason 48 yd run (Dustman kick)
2nd	00:14	YSU	-	Beau Brungard 4 yd run (Lastovka kick)
3rd	8:12	SDSU	-	Grahm Goering 45 yd pass from Gronowski (Dustman kick)
3rd	00:49	SDSU	-	Griffin Wilde 19 yd pass from Gronowski (Dustman kick)
4th	10:16	SDSU	-	Marcus Preston 4 yd pass from Mason (Jack Stevens kick)
4th	3:08	YSU	-	Lastovka 31 yd field goal
4th	2:02	SDSU	-	Davin Stoffel 14 yd pass from Jon Bell (Stevens kick)

TEAM STATISTICS

	YSU	SDSU
FIRST DOWNS	20	21
RUSHES-YARDS (NET)	43-183	25-404
PASSING YDS (NET)	189	153
Passes Att-Comp-Int	29-18-1	18-11-0
TOTAL OFFENSE PLAYS-YARDS	72-372	43-557
Punt Returns-Yards	1-(-17)	0-0
Kickoff Returns-Yards	3-28	2-114-1
Interception Returns-Yards	0-0	1-50
Punts (Number-Avg)	4-52.2	1-44.0
Fumbles-Lost	2-1	1-0
Penalties-Yards	3-25	1-10
Possession Time	40:14	19:46
Third-Down Conversions	9 of 17	4 of 5
Fourth-Down Conversions	0 of 1	0 of 0
Red-Zone Scores-Chances	2-3	5-5
Sacks By: Number-Yards	0-0	1-9

RUSHING LEADERS: YSU - Beau Brungard 11-59; Tyshon King 9-47; Ethan Wright 10-41; Jaden Gilbert 8-27. SDSU - Chase Mason 5-161; Kirby Vorhees 3-84; Amar Johnson 8-64; Mark Gronowski 5-53; Angel Johnson 3-42. **PASSING LEADERS:** YSU - Beau Brungard 16-27-1 169; Eathan Wright 1-1-0 15; Max Blanc 1-1-0 5. SDSU - Mark Gronowski 8-13-0; Jon Bell 1-3-0 14; Chase Mason 2-2-0 12. **RECEIVING LEADERS:** YSU - Max Tomczak 6-78; Cyrus Traugh 3-23; Ethan Wright 3-12; Latrell Fordham 2-39. SDSU - Griffin Wilde 5-62; Grahm Goering 2-55; Davin Stoffel 1-14; David Alpers 1-10; Brody Gormley 1-8; Marcus Preston 1-4. **INTERCEPTIONS:** YSU - none. SDSU - Dalys Beanum 1-50. **SACKS:** YSU - none. SDSU - Dawson Ripperda 0.5-5; Logan Green 0.5-4. **TACKLE LEADERS (UA-A-TOT):** YSU - Jaylen Castleberry 5-1-6; Kerion Martin 3-1-4; Devin Johnson 3-0-3; Stephon Hall 2-1-3. SDSU - Chase Van Tol 8-1-9; Graham Spalding 4-3-7; Caleb Franci 4-3-7; Adam Bock 1-6-7; Matthew Durrance 5-1-6; Colby Huerter 2-4-6.

#2/2 NORTH DAKOTA STATE 13, #1/1 SDSU 9

Oct. 19, 2024 • Fargodome (Att.: 18,807)

FARGO, N.D. — North Dakota State quarterback Cam Miller connected with RaJa Nelson on two touchdown passes, including the game-winner from 20 yards out with 1 minute and 49 seconds remaining to lift the second-ranked Bison to a 13-9 victory over top-ranked South Dakota State Oct. 19 at the Fargodome.

The Bison improved to 7-1 overall and 4-0 in the Missouri Valley Football Conference. SDSU dropped to 5-2 on the season and 2-1 in league play.

NDSU's game-winning drive covered 92 yards over 10 plays. Taking over at their own 8, Miller was perfect for the Bison on the march, completing all seven of his pass attempts for 76 yards, finding Nelson in the right corner of the end zone for the go-ahead touchdown. The two-point attempt failed, but still put SDSU in the position of needing a touchdown to take the lead.

The Jackrabbits, who worked the two-minute drive late in the first half to take a 9-7 halftime lead, moved the ball from their own 9 on the ensuing possession to the SDSU 47 before Mark Gronowski's pass attempt over the middle intended for Griffin Wilde was intercepted at the Bison 38 by Logan Kopp.

Miller and Nelson hooked up for the first time midway through the second quarter on an 18-yard touchdown pass to finish off a 13-play, 69-yard drive.

SDSU responded with the final nine points of the half, starting with a 66-yard touchdown run by Chase Mason. The extra point was blocked.

Hunter Dustman's 42-yard field goal on the final play of the second quarter ended a 15-play, 65-yard drive.

The Jackrabbits appeared on the verge of going up two scores before giving the ball back to NDSU late in the fourth quarter. Gronowski evaded pressure and heaved the ball deep down the right sideline inside the 5-yard line to a leaping Graham Goering, who was ruled to have not secured the catch while being pushed out of bounds. SDSU's 10th penalty of the night further backed up the Jackrabbits, forcing SDSU to give the ball back by way of punt.

Most of the game belonged to the defenses in the second-lowest-scoring Dakota Marker game since the traveling trophy was conceived in 2004. SDSU limited NDSU to only 112 yards on the ground, with the Jackrabbits holding a 333-275 advantage in overall total offense.

The Jackrabbits' two leading rushers were its quarterbacks as Mason tallied 80 yards on only five carries and Gronowski racked up 77 yards on 13 attempts. Gronowski completed 17-of-29 passes for 118 yards with Wilde and Angel Johnson each catching four balls for 25 and 24 yards, respectively.

Miller ended the night 20-for-27 passing for 163 yards, with Nelson recording four receptions for 48 yards. Chris Harris led Bison receivers with five catches for 41 yards, while Barika Kpeenu gained 35 yards on six carries to pace the NDSU rushing attack.

Graham Spalding registered a game-high 10 tackles for the jackrabbits, followed by eight from Colby Huerter. Oscar Benson and Luke Weerts each tallied eight stops for NDSU.



Linebacker Graham Spalding registered a game-high 10 tackles to lead a solid defensive effort by the Jackrabbits Oct. 19 at North Dakota State.

SCORE BY QUARTERS	1	2	3	4	FINAL
South Dakota State (5-2, 2-1)	0	9	0	0	9
North Dakota State (7-1, 4-0)	0	7	0	6	13

SCORING SUMMARY

2nd	6:03	NDSU	—	Raja Nelson 18 yd pass from Cam Miller (Griffin Crosa kick)
2nd	4:43	SDSU	—	Chase Mason 66 yd run (Hunter Dustman kick blocked)
2nd	00:00	SDSU	—	Dustman 42 yd field goal
4th	1:49	NDSU	—	Nelson 20 yd pass from Miller (pass failed)

TEAM STATISTICS	SDSU	NDSU
FIRST DOWNS	17	17
RUSHES-YARDS (NET)	36-215	32-112
PASSING YDS (NET)	118	163
Passes Att-Comp-Int	30-17-1	27-20-0
TOTAL OFFENSE PLAYS-YARDS	66-333	59-275
Punt Returns-Yards	1-0	2-17
Kickoff Returns-Yards	1-6	2-32
Interception Returns-Yards	0-0	1-0
Punts (Number-Avg)	6-36.8	5-43.8
Fumbles-Lost	1-0	0-0
Penalties-Yards	10-89	5-38
Possession Time	28:23	31:37
Third-Down Conversions	8 of 16	5 of 12
Fourth-Down Conversions	0 of 0	0 of 1
Red-Zone Scores-Chances	0-0	2-2
Sacks By: Number-Yards	1-10	0-0

RUSHING LEADERS: SDSU - Chase Mason 5-80; Mark Gronowski 13-77; Amar Johnson 13-41; Angel Johnson 5-17. NDSU - Barika Kpeenu 6-35; CharMar Brown 10-33; Cam Miller 9-24; T.K. Marshall 2-14; Cole Payton 2-9; RaJa Nelson 1-0. **PASSING LEADERS:** SDSU - Mark Gronowski 17-29-1 118. NDSU - Cam Miller 20-27-0 163. **RECEIVING LEADERS:** SDSU - Griffin Wilde 4-25; Angel Johnson 4-24; Davin Stoffel 2-27; Graham Goering 2-26; Amar Johnson 2-3; Lofton O'Groske 1-12; Brody Gormley 1-2; Kentrell Prejean 1-(-1). NDSU - Chris Harris 5-41; RaJa Nelson 4-48; Braylon Henderson 3-30; Barika Kpeenu 2-6; T.K. Marshall 2-5; Mekhi Collins 1-14; Bryce Lance 10-9; CharMar Brown 1-9; Truman Werremeyer 1-1. **INTERCEPTIONS:** SDSU - none. NDSU - Logan Kopp 1-0. **SACKS:** SDSU - Adam Bock 1-0-10. NDSU - none. **TACKLE LEADERS (UA-A-TOT):** SDSU - Graham Spalding 5-5-10; Colby Huerter 4-5-9; Caleb Franci 4-4-8; Adam Bock 4-1-5; Dalys Beanum 3-1-4; Kobe Clayborne 0-4-4. NDSU - Oscar Benson 6-2-8; Luke Weerts 2-6-8; Logan Kopp 4-2-6; Eli Mostaert 2-4-6; Loshiaka Roques 2-3-5.

#3/3 SDSU 20, #4/4 SOUTH DAKOTA 17 [OT]

Oct. 26, 2024 • Dana J. Dykhouse Stadium (Att.: 19,351)

Third-ranked South Dakota State and No. 4 South Dakota went toe-to-toe in their Interstate Series matchup Saturday night at Dana J. Dykhouse Stadium, but it was the Jackrabbits who delivered the final blow on their home field as Amar Johnson scored on a 3-yard touchdown run in overtime to prevail, 20-17.

SDSU improved to 6-2 overall and 3-1 in the Missouri Valley Football Conference, extending its home winning streak to 25 games. The Coyotes dropped to 6-2 overall and suffered their first league loss in falling to 4-1.

The game wound up going to an extra session after a wild sequence of events late in the fourth quarter.

With SDSU holding a 14-7 lead, USD moved into the red zone for the first time since the opening stanza, reaching the Jackrabbit 10-yard line after a 12-yard run by Travis Theis that came on the heels of having an apparent touchdown called back by an illegal shift penalty. On the next play, however, Theis attempted a halfback pass that was intercepted by SDSU linebacker Graham Spalding and returned to the Jackrabbit 19 with 4 minutes and 23 seconds remaining in regulation.

The Jackrabbits' momentum was short-lived, however, as on the first play of the ensuing drive, USD safety Dennis Shorter knocked the ball loose from SDSU running back Angel Johnson and defensive end Mi'Quise Grace scooped up the loose ball and returned it 15 yards for a touchdown. The extra point was good, tying the game at 14-14.

SDSU went three-and-out on its next possession, giving the ball back to the Coyotes at its own 5 with under three minutes to play after a 50-yard punt by Hunter Dustman. Two pass interference penalties along with Thies runs of 10 and 15 yards allowed USD to move into scoring territory. However, Will Leyland's 46-yard field goal attempt into a stiff southerly breeze with 26 seconds left on the clock sailed wide left, sending the game to overtime.

The Jackrabbits won the overtime toss and elected to go on defense first. USD mustered only two yards on its first play, which was followed by a pair of incomplete passes. This time, Leyland connected from 40 yards with the wind at his back to give the Coyotes a momentary 17-14 lead.

In its overtime possession, SDSU faced fourth-and-1 from the 16 and, after the previous play was reviewed, the Jackrabbits decided to put the offense back on the field after initially opting to go for the game-tying field goal. Quarterback Mark Gronowski plunged forward for 2 yards, then connected on pass plays of 6 and 5 yards to Griffin Wilde and Grahm Goering, respectively, for first and goal at the 3. Two plays later, Amar Johnson plunged in for his second touchdown of the game and the game-winning score.

Both teams scored on their first drive of the game. The Coyotes marched 65 yards on the 10 plays with Theis scoring from a yard out before SDSU countered with a seven-play, 80-yard drive. Gronowski threw for 46 yards and gained 25 more on the ground, including the final yard for a touchdown.

SDSU grabbed a 14-7 lead on a 1-yard run by Amar Johnson as the Jackrabbits cashed in on a shorter field after taking over at the USD 46 after one of seven Coyote punts on the eveing.

The Jackrabbits finished with a 329-275 edge in total offensive, including a 166-82 advantage in total rushing yards. Angel Johnson was the top rusher with 81 yards on 14 carries, while Gronowski carried 15 times for 54 yards and completed 20-of-27 passes for 163 yards.

Goering led the SDSU receiving corps with six catches for 46 yards and Wilde tallied five catches for 61 yards.

USD quarterback Aidan Bouman ended the night 20-of-32 passing for 164 yards, with Carter Bell catching five passes for 53 yards. Theis paced the rushing attack with 78 yards on 15 carries.



The Jackrabbits celebrate Amar Johnson's 3-yard touchdown run in overtime that gave SDSU a 20-17 victory over South Dakota in the annual Interstate Series game.

Adam Bock registered a team-high tackles for the Jackrabbits, followed by seven stops each by Caleb Franci and Colby Huerter.

Shorter notched a game-high 12 tackles and broke up two passes while Gary Bryant III added 11 tackles.

SCORE BY QUARTERS	1	2	3	4	OT	FINAL
South Dakota (6-2, 4-1)	7	0	0	7	3	17
South Dakota State (6-2, 3-1)	7	7	0	0	6	20

SCORING SUMMARY

1st	9:33	USD	—	Travis Theis 1 yd run (Will Leyland kick)
1st	6:13	SDSU	—	Mark Gronowski 1 yd run (Hunter Dustman kick)
2nd	4:53	SDSU	—	Amar Johnson 1 yd run (Dustman kick)
4th	4:41	USD	—	Mi'Quise Grace 15 yd fumble return (Leyland kick)
OT	—	USD	—	Leyland 40 yd field goal
OT	—	SDSU	—	Amar Johnson 3 yd run

TEAM STATISTICS

	USD	SDSU
FIRST DOWNS	16	19
RUSHES-YARDS (NET)	23-81	44-166
PASSING YDS (NET)	194	163
Passes Att-Comp-Int	35-21-1	29-21-0
TOTAL OFFENSE PLAYS-YARDS	58-275	73-329
Punt Returns-Yards	0-0	1-9
Kickoff Returns-Yards	1-11	1-22
Interception Returns-Yards	0-0	1-8
Punts (Number-Avg)	7-41.9	6-45.0
Fumbles-Lost	0-0	1-1
Penalties-Yards	5-26	6-58
Possession Time	28:22	31:38
Third-Down Conversions	3 of 12	8 of 16
Fourth-Down Conversions	0 of 0	1 of 2
Red-Zone Scores-Chances	1-2	3-3
Sacks By: Number-Yards	1-4	0-0

RUSHING LEADERS: USD - Travis Theis 15-78; Nevan Cremascoli 1-14; Charles Pierre Jr. 3-2; Keyondray Jones-Logan 1-2; Carter Bell 1-(-4). SDSU - Angel Johnson 14-81; Mark Gronowski 15-54; Amar Johnson 10-17; Chase Mason 4-14. **PASSING LEADERS:** USD - Aidan Bouman 20-32-0 164; Travis Theis 0-2-1 0; Carter Bell 1-1-0 30. SDSU - Mark Gronowski 20-27-0 163; Chase Mason 1-1-0 0. **RECEIVING LEADERS:** USD - Carter Bell 5-53; Jack Martens 3-66; J.J. Galbreath 3-33; Travis Theis 3-15; Charles Pierre Jr. 3-11. SDSU - Grahm Goering 6-46; Griffin Wilde 5-61; Amar Johnson 3-8; Davin Stoffel 2-24; Lofton O'Groske 1-14; Kentrell Prejean 1-6; Mark Gronowski 1-3; Angel Johnson 1-2; Chase Mason 1-(-1). **INTERCEPTIONS:** USD - none. SDSU - Graham Spalding 1-8. **SACKS:** USD - Mi'Quise Grace 1.0-4. SDSU - none. **TACKLE LEADERS (UA-A-TOT):** USD - Dennis Shorter 5-7-12; Gary Bryant III 5-6-11; Nate Ewell 7-2-9; Teven McKelvey 5-38; Josiah Ganues 5-2-7; Mi'Quise Grace 4-1-5. SDSU - Adam Bock 2-8-10; Caleb Franci 2-5-7; Colby Huerter 2-5-7; Dalys Beaman 2-3-5; Colby Humphrey 2-3-5; Tucker Large 1-4-5.

ACTIVE CAREER LEADERS

PASSING

Completions

Mark Gronowski	677
Chase Mason	23
Jon Bell	2

Passing Yards

Mark Gronowski	8,974
Chase Mason	318
Jon Bell	20

Passing Touchdowns

Mark Gronowski	81
Chase Mason	2
Jon Bell	1

RUSHING

Rushing Attempts

Amar Johnson	441
Mark Gronowski	347
Angel Johnson	116
Chase Mason	49
Kirby Vorhees	33
Maxwell Woods	9
Brenden Begeman	5
Jon Bell	3
Graham Goering	1
Griffin Wilde	1

Rushing Yards

Amar Johnson	2,493
Mark Gronowski	1,653
Angel Johnson	867
Chase Mason	534
Kirby Vorhees	380
Maxwell Woods	79
Brenden Begeman	13
Jon Bell	6
Graham Goering	6
Griffin Wilde	6

Rushing Touchdowns

Mark Gronowski	31
Amar Johnson	21
Chase Mason	7
Angel Johnson	6
Kirby Vorhees	3

RECEIVING

Receptions

Griffin Wilde	61
Amar Johnson	47
Graham Goering	37
Angel Johnson	17
Kentrell Prejean	12
Devon Cole Jr.	8
Greyton Gannon	7
Davin Stoffel	7
Kevin Brenner	4
Brody Gormley	4
Mark Gronowski	4
Lofton O'Groske	3
David Alpers	2
Chase Mason	2
Marcus Preston	2
Maxwell Woods	2
Elijah Ervin	1

Receiving Yards

Griffin Wilde	892
Graham Goering	517
Amar Johnson	408
Angel Johnson	158
Devon Cole Jr.	97
Greyton Gannon	91
Brody Gormley	78
Davin Stoffel	72
Kentrell Prejean	71
Mark Gronowski	45

Lofton O'Groske

Kevin Brenner

Marcus Preston

David Alpers

Elijah Ervin

Chase Mason

Receiving Touchdowns

Griffin Wilde	10
Graham Goering	4
Kevin Brenner	1
Greyton Gannon	1
Mark Gronowski	1
Amar Johnson	1
Angel Johnson	1
Kentrell Prejean	1
Marcus Preston	1

DEFENSE

Total Tackles

Adam Bock	402
Graham Spalding	183
Cale Reeder	169
Colby Huerter	126
Dalys Beanum	116
Caleb Franci	104
Tucker Large	86
Daeton Mcgaughy	83
Matthew Durrance	72
Jarod DePriest	62
Steven Arrell	58
Max Baloun	31
Aydan Dautermann	30
Jalen B. Lee	25
Aaron Kusler	24
Colby Humphrey	23
Cullen McShane	23
Myles Taylor	21
Aaron Wolfcale-Holsten	20
Chase Van Tol	19
Dontay Johnson	17
Zac Wilson	17
Kobe Clayborne	17
Bryce Hawthorne	17
Levi Vanden Bos	17
Dawson Ripperda	14
Randy Keumogne	14
Kolten Tilford	13
Joe Ollman	10
Logan Green	7
Noah Thompson	7
Bryce Johnson	6
Blake Peterson	6
Nick Wells	6
Abe Hoskins III	3
Reis Kirschenman	4
Cody Cotton	2
Kytan Fyfe	1
Fernando Lecuona	1
Mac Muller	1

Tackles For Loss

Adam Bock	30.0
Graham Spalding	12.0
Jarod DePriest	9.5
Colby Huerter	9.0
Max Baloun	8.0
Cale Reeder	6.5
Caleb Franci	5.5
Zac Wilson	5.0
Dalys Beanum	4.5
Aaron Wolfcale-Holsten	4.5
Daeton Mcgaughy	4.0
Dawson Ripperda	4.0
Levi Vanden Bos	4.0
Steven Arrell	3.0
Bryce Hawthorne	3.0

Randy Keumogne

Reis Kirschenman

Kobe Clayborne

Matthew Durrance

Blake Peterson

Chase Van Tol

Nick Wells

Dontay Johnson

Logan Green

Tucker Large

Kolten Tilford

Aydan Dautermann

Aaron Kusler

Sacks

Adam Bock

Jarod DePriest

Zac Wilson

Max Baloun

Aaron Wolfcale-Holsten

Bryce Hawthorne

Dawson Ripperda

Kobe Clayborne

Randy Keumogne

Levi Vanden Bos

Colby Huerter

Daeton Mcgaughy

Cale Reeder

Graham Spalding

Logan Green

Aaron Kusler

Interceptions

Dalys Beanum

Colby Huerter

Tucker Large

Cale Reeder

Graham Spalding

Steven Arrell

Adam Bock

Daeton Mcgaughy

Aydan Dautermann

Matthew Durrance

Caleb Franci

Colby Humphrey

Kolten Tilford

Interception Return Touchdowns

Dalys Beanum

Adam Bock

Colby Huerter

Tucker Large

Pass Breakups

Dalys Beanum

Tucker Large

Cale Reeder

Graham Spalding

Steven Arrell

Adam Bock

Aydan Dautermann

Caleb Franci

Jarod DePriest

Matthew Durrance

Colby Huerter

Colby Humphrey

Daeton Mcgaughy

Myles Taylor

Dontay Johnson

Cullen McShane

Max Baloun

Aaron Kusler

Jalen B. Lee

Forced Fumbles

Adam Bock

Steven Arrell

Dalys Beanum

Max Baloun

Jarod DePriest

Kytan Fyfe

Logan Green

Cullen McShane

Cale Reeder

Graham Spalding

Fumble Recoveries

Caleb Franci

Steven Arrell

Matthew Durrance

Dalys Beanum

Adam Bock

Kobe Clayborne

Aydan Dautermann

Jarod DePriest

Daeton Mcgaughy

Graham Spalding

Fumble Recoveries/Returns for TDs

Matthew Durrance

Blocked Kicks

Jarod DePriest

Dalys Beanum

Adam Bock

Matthew Durrance

Cullen McShane

RETURNS

Punt Returns

Tucker Large

Dalys Beanum

Devon Cole Jr.

Matthew Durrance

Kevin Brenner

Cullen McShane

Kentrell Prejean

Noah Thompson

*Second half of blocked punt return

Punt Return Yards

Tucker Large

Dalys Beanum

Matthew Durrance

Noah Thompson

Devon Cole Jr.

Kentrell Prejean

Cullen McShane

Punt Return Touchdowns

Dalys Beanum

Matthew Durrance

Tucker Large

Noah Thompson

Kickoff Returns

Amar Johnson

Angel Johnson

Kirby Vorhees

Kevin Brenner

Graham Goering

David Alpers

Kolten Tilford

Maxwell Woods

Kickoff Return Yards

Amar Johnson

Angel Johnson

Kevin Brenner

Graham Goering

Kirby Vorhees

Maxwell Woods

David Alpers

Kolten Tilford

Kickoff Return Touchdowns

Angel Johnson

SCORING

Total Points

Hunter Dustman	290
Mark Gronowski	194
Amar Johnson	132
Griffin Wilde	60
Angel Johnson	48
Chase Mason	42
Graham Goering	24
Dalys Beanum	18
Kirby Vorhees	18
Matthew Durrance	12
Tucker Large	12
Adam Bock	8
Kevin Brenner	6
Greyton Gannon	6
Colby Huerter	6
Gus Miller	6
Kentrell Prejean	6
Marcus Preston	6
Davin Stoffel	6
Noah Thompson	6
Jack Stevens	2

Total Touchdowns

Mark Gronowski	32
Amar Johnson	22
Griffin Wilde	10
Angel Johnson	8
Chase Mason	7
Graham Goering	4
Dalys Beanum	3
Kirby Vorhees	3
Matthew Durrance	2
Tucker Large	2
Adam Bock	1
Kevin Brenner	1
Greyton Gannon	1
Colby Huerter	1
Gus Miller	1
Kentrell Prejean	1
Marcus Preston	1
Davin Stoffel	1
Noah Thompson	1

Field Goals

Hunter Dustman 44

Extra Points

Hunter Dustman 159

Jack Stevens 2

2-Point Conversions

Mark Gronowski 1

Defensive Extra Points

Adam Bock 1

QUARTERBACKS



5-JON BELL

6-3, 195, Jr.

Naperville, Illinois • Naperville North H.S.

SINGLE-GAME CAREER HIGHS

Completions: 1, vs. Western Oregon, 8-31-2023, and vs. Youngstown State, 10-12-2024

Passing Attempts: 4, vs. Western Oregon, 8-31-2023

Passing Yards: 14, vs. Youngstown State, 10-12-2024

Long Pass: 14 yards (for TD), to Davin Stoffel, vs.

Youngstown State, 10-12-2024

Touchdown Passes: 1, vs. Youngstown State, 10-12-2024

Rushing Attempts: 2, vs. Western Oregon, 8-31-2023

Rushing Yards: 13, vs. Western Oregon, 8-31-2023

Long Rush: 11 yards, vs. Western Oregon, 8-31-2023



11-MARK GRONOWSKI

6-3, 230, Sr.

Naperville, Illinois • Neuqua Valley H.S.

SINGLE-GAME CAREER HIGHS

Completions: 22, at Missouri State, 9-24-2022, and vs. Indiana State, 10-29-2022

Passing Attempts: 36, at Oklahoma State, 8-31-2024

Passing Yards: 323, vs. Missouri State, 11-18-2023

Long Pass: 76 yards (for TD) to Jaxon Janke, at North Dakota, 2-27-2021

Touchdown Passes: 5, vs. Drake, 9-16-2023

Interceptions: 2, three times (last: vs. Augustana, 9-14-2024)

Rushing Attempts: 16, at North Dakota State, 4-17-2021

Rushing Yards: 142, vs. Southern Illinois, 5-2-2021

Long Rush: 80 yards (for TD), vs. Western Illinois, 3-6-2021

Rushing Touchdowns: 2, five times (last: vs. Augustana, 9-14-2024)

Receptions: 1, four times (last: vs. South Dakota, 10-26-24)

Receiving Yards: 24, vs. Delaware, 5-8-2021

Long Reception: 24 yards (for TD), vs. Delaware, 5-8-2021

Receiving Touchdowns: 1, vs. Delaware, 5-8-2021



7-CHASE MASON

6-4, 230, Jr.

Hurley, South Dakota • Viborg-Hurley H.S./ Nebraska

SINGLE-GAME CAREER HIGHS

Completions: 5, vs. Western Oregon, 8-31-2023

Passing Attempts: 9, vs. Western Oregon, 8-31-2023

Passing Yards: 71, vs. UAlbany, 12-15-2023

Long Pass: 71 yards (for TD), to Griffin Wilde, vs. UAlbany, 12-15-2023

Touchdown Passes: 1, vs. UAlbany, 12-15-2023, and vs. Youngstown State, 10-12-2024

Rushing Attempts: 7, at Northern Iowa, 10-5-2024


Rushing Yards: 161, vs. Youngstown State, 10-12-2024

Long Rush: 69 yards (for TD), vs. Drake, 9-16-2023, and vs. Youngstown State, 10-12-2024

Rushing Touchdowns: 2, vs. Youngstown State, 10-12-2024

Note: 1 reception for minus-1 yard versus Incarnate Word, 9-7-2024

RUNNING BACKS



24-BRENDEN BEGEMAN

6-2, 220, R-Fr.

Selby, South Dakota • Selby Area H.S.

SINGLE-GAME CAREER HIGHS

Rushing Attempts: 2, vs. Incarnate Word, 9-7-2024, and at Southeastern Louisiana, 9-21-2024

Rushing Yards: 7, vs. Incarnate Word, 9-7-2024

Long Rush: 7 yards, vs. Incarnate Word, 9-7-2024

Rushing Touchdowns: N/A



3-AMAR JOHNSON

5-10, 205, Sr.

O'Fallon, Missouri • Chaminade College Prep

SINGLE-GAME CAREER HIGHS

Rushing Attempts: 19, vs. Incarnate Word, 9-7-2024

Rushing Yards: 126, vs. North Dakota State, 1-8-2023, and vs. Augustana, 9-14-2024

Long Rush: 55 yards, vs. North Dakota State, 1-8-2023

Rushing Touchdowns: 2, three times (last: vs. South Dakota, 10-26-2024)

Receptions: 4, at Northern Iowa, 10-5-2024

Receiving Yards: 37, at Southeastern Louisiana, 9-21-2024

Long Reception: 34 yards, at Indiana State, 9-25-2021

Receiving Touchdowns: 1, vs. Montana State, 12-17-2022


Total Touchdowns: 2, four times (last: vs. South Dakota, 10-26-2024)

Kickoff Returns: 3, vs. Missouri State, 11-18-2023

Kickoff Return Yards: 73, vs. Drake, 9-16-2023

Long Kickoff Return: 51 yards, vs. Drake, 9-16-2023

All-Purpose Yards: 142, vs. Drake, 9-16-2023



21-ANGEL JOHNSON

5-9, 195, Jr.

Viborg, South Dakota • Viborg-Hurley H.S.

SINGLE-GAME CAREER HIGHS

Rushing Attempts: 14, vs. South Dakota, 10-26-2024

Rushing Yards: 90, vs. Drake, 9-16-2023

Long Rush: 80 yards (for TD), vs. Mercer, 12-2-2023

Rushing Touchdowns: 2, vs. Drake, 9-16-2023

Receptions: 4, at North Dakota State, 10-19-2024

Receiving Yards: 76, at Northern Iowa, 10-5-2024

Long Reception: 66 yards (for TD), at Northern Iowa, 10-5-2024

Kickoff Returns: 4, at Oklahoma State, 8-31-2024

Kickoff Return Yards: 114, vs. Youngstown State, 10-12-2024

Long Kick Return: 99 yards (for TD), vs. Youngstown State, 10-12-2024

All-Purpose Yards: 156, vs. Youngstown State, 10-12-2024

RUNNING BACKS (cont.)



20-KIRBY VORHEES

5-11, 205, R-Fr.

Lutz, Florida • Steinbrenner H.S.

SINGLE-GAME CAREER HIGHS

Rushing Attempts: 8, at Northern Iowa, 10-5-2024

Rushing Yards: 179, at Southeastern Louisiana, 9-21-2024

Long Rush: 80 yards (for TD), at Southeastern Louisiana, 9-21-2024

Rushing Touchdowns: 3, at Southeastern Louisiana, 9-21-2024

Kickoff Returns: 2, vs. Incarnate Word, 9-7-2024

Long Kickoff Return: 5 yards, vs. Incarnate Word, 9-7-2024

All-Purpose Yards: 179, at Southeastern Louisiana, 9-21-2024



12-GRAHM GOERING

6-2, 200, Jr.

Iowa City, Iowa • Iowa City West H.S.

SINGLE-GAME CAREER HIGHS

Receptions: 6, vs. South Dakota, 10-26-2024

Receiving Yards: 69, at Oklahoma State, 8-31-2024

Long Reception: 45 yards (for TD), vs. Youngstown State, 10-12-2024

Receiving Touchdowns: 1, four times (last: vs. Youngstown State, 10-12-2024)

Kickoff Returns: 1, vs. Western Oregon, 8-31-2023, and vs. Villanova, 12-9-2023

Long Kickoff Return: 30 yards, vs. Western Oregon, 8-31-2023



34-MAXWELL WOODS

5-10, 185, Fr.

Carver, Minnesota • Chanhassen H.S.

SINGLE-GAME CAREER HIGHS

Rushing Attempts: 6, vs. Augustana, 9-14-2024

Rushing Yards: 61, vs. Augustana, 9-14-2024

Long Rush: 44 yards, vs. Augustana, 9-14-2024

Receptions: 2, vs. Augustana, 9-14-2024

Receiving Yards: 9, vs. Augustana, 9-14-2024

Long Reception: 9 yards, vs. Augustana, 9-14-2024

Kickoff Returns: 1, vs. Augustana, 9-14-2024

Kickoff Return Yards: 19, vs. Augustana, 9-14-2024

Long Kickoff Return: 19 yards, vs. Augustana, 9-14-2024

All-Purpose Yards: 89, vs. Augustana, 9-14-2024



4-KENTRELL PREJEAN

5-8, 160, R-Fr.

Lafayette, Louisiana • Tuerlings Catholic H.S.

SINGLE-GAME CAREER HIGHS

Receptions: 3, vs. Augustana, 9-14-2024

Receiving Yards: 20, vs. Augustana, 9-14-2024

Long Reception: 16 yards (for TD), at Northern Iowa, 10-5-2024

Receiving Touchdowns: 1, at Northern Iowa, 10-5-2024

Punt Returns: 1, at Southeastern Louisiana, 9-21-2024

Punt Return Yards: 16, at Southeastern Louisiana, 9-21-2024

Long Punt Return: 16 yards, at Southeastern Louisiana, 9-21-2024

All-Purpose Yards: 29, at Southeastern Louisiana, 9-21-2024



80-LOFTON O'GROSKE

6-2, 200, Fr.

Coon Rapids, Minnesota • Coon Rapids H.S.

SINGLE-GAME CAREER HIGHS

Receptions: 1, three times (last: vs. South Dakota, 10-26-2024)

Receiving Yards: 14, vs. South Dakota, 10-26-2024

Long Reception: 14 yards, vs. South Dakota, 10-26-2024

Receiving Touchdowns: N/A



WIDE RECEIVERS

15-DEVON COLE Jr.

5-10, 185, Sr.

Clermont, Florida • Lake Minneola H.S.

SINGLE-GAME CAREER HIGHS

Receptions: 2, vs. Western Oregon, 8-31-2023

Receiving Yards: 32, vs. Mercer, 12-2-2023

Long Reception: 32 yards, vs. Mercer, 12-2-2023

Receiving Touchdowns: N/A

Punt Returns: 1, at Youngstown State, 10-30-2021, and vs. Drake, 9-16-2023

Long Punt Return: 24 yards, vs. Drake, 9-16-2023



6-ELIJAH ERVIN

6-1, 195, Jr.

Phoenix, Arizona • Desert Vista H.S./Snow College

SINGLE-GAME CAREER HIGHS

Receptions: 1, vs. Augustana, 9-14-2024

Receiving Yards: 8, vs. Augustana, 9-14-2024

Long Reception: 8 yards, vs. Augustana, 9-14-2024

Receiving Touchdowns: N/A



2-MARCUS PRESTON

6-2, 200, Sr.

Lawrence, Kansas • Free State H.S./North Dakota

SINGLE-GAME CAREER HIGHS

Receptions: 1, vs. Drake, 9-16-2023, and vs. Youngstown State, 10-12-2024

Receiving Yards: 20, vs. Drake, 9-16-2023

Long Reception: 20 yards, vs. Drake, 9-16-2023

Receiving Touchdowns: 1, vs. Youngstown State, 10-12-2024

CAREER HIGHS – OFFENSE

WIDE RECEIVERS (cont.)



18-GRIFFIN WILDE

6-2, 200, So.

Sioux Falls, South Dakota • Jefferson H.S.

SINGLE-GAME CAREER HIGHS

Receptions: 10, vs. Incarnate Word, 9-7-2024

Receiving Yards: 150, at Oklahoma State, 8-31-2024

Long Reception: 71 yards (for TD), vs. UAlbany, 12-15-2023

Receiving Touchdowns: 2, vs. Incarnate Word, 9-7-2024

Kickoff Returns: 1, three times (last: vs. Villanova, 12-9-2023)

Long Kick Return: 40 yards, at Youngstown St., 11-11-2023

All-Purpose Yards: 150, at Oklahoma State, 8-31-2024

TIGHT ENDS



83-DAVID ALPERS

6-6, 240, So.

Sioux Falls, South Dakota • O’Gorman H.S.

SINGLE-GAME CAREER HIGHS

Receptions: 1, at Northern Iowa, 10-5-2024, and vs.

Youngstown State, 10-12-2024

Receiving Yards: 12, at Northern Iowa, 10-5-2024

Long Reception: 12 yards, at Northern Iowa, 10-5-2024

Receiving Touchdowns: N/A



44-KEVIN BRENNER

6-3, 240, Sr.

Silver Lake, Wisconsin • Wilmot Union H.S.

SINGLE-GAME OFFENSIVE CAREER HIGHS

Receptions: 1, four times (last: at Northern Iowa, 10-5-2024)

Receiving Yards: 15, at Youngstown State, 11-11-2023

Long Reception: 15 yards, at Youngstown State, 11-11-2023

Receiving Touchdowns: 1, vs. Drake, 9-16-2023

Long Kickoff Return: 14 yards, vs. UAlbany, 12-15-2023

SINGLE-GAME DEFENSIVE CAREER HIGHS


Solo Tackles: 2, three times (last: vs. Montana, 1-7-2024)

Assisted Tackles: 2, vs. UC Davis, 9-10-2022

Total Tackles: 4, vs. UC Davis, 9-10-2022

Tackles for Loss: 1.0, at Colorado State, 9-3-2021, and

vs. Lindenwood, 9-11-2021



88-GREYTON GANNON

6-4, 235, So.

Eagle, Wisconsin • Mukwonago H.S.


SINGLE-GAME CAREER HIGHS

Receptions: 2, at Oklahoma State, 8-31-2024, and vs. Incarnate Word, 9-7-2024

Receiving Yards: 47, vs. Incarnate Word, 9-7-2024

Long Reception: 41 yards (for TD), vs. Incarnate Word, 9-7-2024

Receiving Touchdowns: 1, vs. Incarnate Word, 9-7-2024



88-BRODY GORMLEY

6-7, 245, So.

Wichita, Kansas • Seaman H.S.

SINGLE-GAME CAREER HIGHS

Receptions: 1, four times (last: at North Dakota State, 10-19-2024)

Receiving Yards: 61, vs. Incarnate Word, 9-7-2024

Long Reception: 61 yards, vs. Incarnate Word, 9-7-2024

Receiving Touchdowns: N/A



87-DAVIN STOFFEL

6-6, 250, R-Fr.

Mosinee, Wisconsin • Mosinee H.S.

SINGLE-GAME CAREER HIGHS

Receptions: 2, three times (last: vs. South Dakota, 10-26-2024)


Receiving Yards: 27, at North Dakota State, 10-19-2024

Long Reception: 20 yards, at North Dakota State,

10-19-2024, and vs. South Dakota, 10-26-2024

Receiving Touchdowns: 1, vs. Youngstown State, 10-12-24

SPECIALISTS



10-HUNTER DUSTMAN

6-4, 225, Sr.

East Bethel, Minnesota • St. Francis H.S.

SINGLE-GAME PLACEKICKING CAREER HIGHS

Field Goals Made: 4, vs. North Dakota State, 11-4-2023

Field Goals Attempted: 4, vs. North Dakota State, 11-4-2023

Long Field Goal: 49 yards, at South Dakota, 10-28-2023

Extra Points Made: 10, vs. Drake, 9-16-2023

Extra Points Attempted: 10, vs. Drake, 9-16-2023

Total Points: 15 (4 FG, 3 PAT), vs. North Dakota State, 11-4-2023


SINGLE-GAME PUNTING CAREER HIGHS

Punts: 11, at Iowa, 9-3-2022

Punt Average (Min. 3 Punts): 54.2 yards (on 4 attempts), at Southern Illinois, 10-21-2023

Punts Inside 20: 3, at Sacramento State, 12-4-2021, and vs. South Dakota, 10-8-2022

Long Punt: 62 yards, at Southern Illinois, 10-21-2023



41-MAX PELHAM

6-1, 195, Jr.

Ankeny, Iowa • Ankeny H.S./MSU, Mankato

SINGLE-GAME CAREER HIGHS

Punts: 1, vs. Youngstown State, 10-12-2024

Punt Average (Min. 3 Punts): N/A

Punts Inside 20: 1, vs. Youngstown State, 10-12-2024

Long Punt: 44 yards, vs. Youngstown State, 10-12-2024



99-JACK STEVENS

6-0, 160, Fr.

North Augusta, S.C. • North Augusta H.S.


SINGLE-GAME CAREER HIGHS

Extra Points Made: 2, vs. Youngstown State, 10-12-2024

Extra Points Attempted: 2, vs. Youngstown State, 10-12-24

Total Points: 2, vs. Youngstown State, 10-12-2024

DEFENSIVE ENDS



90-RANDY KEUMOGNE

6-2, 240, Sr.

Oakdale, Minnesota • Tartan H.S.

SINGLE-GAME CAREER HIGHS


Solo Tackles: 1, six times (last: at North Dakota State, 10-19-2024)

Assisted Tackles: 2, at Southeastern Louisiana, 9-21-2024

Total Tackles: 2, at Southeastern Louisiana, 9-21-2024, and vs. Youngstown State, 10-12-2024

Tackles for Loss: 1.0, at North Dakota State, 4-17-2021, and vs. Youngstown State, 10-12-2024

Sacks: 1.0, at North Dakota State, 4-17-2021



57-LEVI VANDEN BOS

6-3, 250, Jr.

Rock Valley, Iowa • Western Christian H.S.

SINGLE-GAME CAREER HIGHS

Solo Tackles: 1, eight times (last: vs. South Dakota, 10-26-2024)

Assisted Tackles: 3, at Southeastern Louisiana, 9-21-2024

Total Tackles: 3, at Southeastern Louisiana, 9-21-2024, and vs. South Dakota, 10-26-2024

Tackles for Loss: 1.0, four times (last: at Southeastern Louisiana, 9-21-2024)

Sacks: 1.0, vs. Dixie State, 10-2-2021



97-REIS KIRSCHENMAN

6-4, 245, R-Fr.

Tea, South Dakota • Tea Area H.S.


SINGLE-GAME CAREER HIGHS

Solo Tackles: 1, vs. Augustana, 9-14-2024, and vs. South Dakota, 10-26-2024

Assisted Tackles: 1, at Oklahoma State, 8-31-2024, and vs. Augustana, 9-14-2024

Total Tackles: 2, vs. Augustana, 9-14-2024

Tackles for Loss: 1.0, vs. Augustana, 9-14-2024, and vs. South Dakota, 10-26-2024



50-NICK WELLS

6-4, 260, R-Fr.

Sioux City, Iowa • East H.S.


SINGLE-GAME CAREER HIGHS

Solo Tackles: 1, at Southeastern Louisiana, 9-21-2024

Assisted Tackles: 3, at Northern Iowa, 10-5-2024

Total Tackles: 3, at Southeastern Louisiana, 9-21-2024, and at Northern Iowa, 10-5-2024

Tackles for Loss: 2.0, at Southeastern Louisiana, 9-21-2024



56-FERNANDO LECUONA

6-2, 240, Fr.

Omaha, Nebraska • Millard South H.S.

SINGLE-GAME CAREER HIGHS

Solo Tackles: 1, at Northern Iowa, 10-5-2024

Assisted Tackles: N/A

Total Tackles: 1, at Northern Iowa, 10-5-2024

Tackles for Loss: N/A



95-ZAC WILSON

6-4, 245, Sr.

Chipley, Florida • Chipley H.S.

SINGLE-GAME CAREER HIGHS

Solo Tackles: 1, six times (last: vs. Incarnate Word, 9-7-2024)

Assisted Tackles: 2, vs. Villanova, 12-9-2023

Total Tackles: 2, three times (last: vs. Villanova, 12-9-2023)

Tackles for Loss: 1.0, three times (last: vs. Mercer, 12-2-2023)

Sacks: 1.0, four times (last: vs. Incarnate Word, 9-7-2024)



8-BLAKE PETERSON

6-4, 255, Grad.

Beresford, South Dakota • Beresford H.S./Iowa State

SINGLE-GAME CAREER HIGHS

Solo Tackles: 2, vs. Western Oregon, 8-31-2023

Assisted Tackles: 1, three times (last: vs. Northern Iowa, 10-14-2023)

Total Tackles: 3, vs. Western Oregon, 8-31-2023

Tackles for Loss: 1.0, vs. Northern Iowa, 10-14-2023



99-DAWSON RIPPERDA

6-4, 245, So.

Larchwood, Iowa • West Lyon H.S./Northern Illinois

SINGLE-GAME CAREER HIGHS

Solo Tackles: 2, vs. Augustana, 9-14-2024

Assisted Tackles: 2, three times (last: vs. Youngstown State, 10-12-2024)

Total Tackles: 4, vs. Augustana, 9-14-2024

Tackles for Loss: 1.5, vs. Augustana, 9-14-2024

Sacks: 1.5, vs. Augustana, 9-14-2024



DEFENSIVE TACKLES

93-MAX BALOUN

6-6, 285, Sr.

Redfield, South Dakota • Redfield H.S.

SINGLE-GAME CAREER HIGHS

Solo Tackles: 2, three times (last: at North Dakota State, 10-19-2024)

Assisted Tackles: 2, four times (last: vs. Youngstown State, 10-12-2024)

Total Tackles: 3, vs. Montana State, 9-9-2023


Tackles for Loss: 1.0, seven times (last: at Northern Iowa, 10-5-2024)

Sacks: 1.0, three times (last: at Northern Iowa, 10-5-2024)

Pass Breakups: 1, vs. Butler, 9-17-2022

Forced Fumbles: 1, at Northern Iowa, 10-5-2024

DEFENSIVE TACKLES (cont.)



94-KOBE CLAYBORNE

6-0, 275, Jr.

Sioux City, Iowa • Bishop Heelan H.S./
Northwest Missouri State

SINGLE-GAME CAREER HIGHS

Solo Tackles: 4, vs. Augustana, 9-14-2024

Assisted Tackles: 4, at North Dakota State, 10-19-2024

Total Tackles: 5, vs. Augustana, 9-14-2024

Tackles for Loss: 1.5, at Southeastern Louisiana,
9-21-2024

Sacks: 1.5, at Southeastern Louisiana, 9-21-2024

Fumble Recoveries: 1, at Northern Iowa, 10-5-2024



52-JAROD DePRIEST

6-5, 285, Sr.

Trivoli, Illinois • Farmington Central H.S.

SINGLE-GAME CAREER HIGHS

Solo Tackles: 4, at Northern Iowa, 10-5-2024

Assisted Tackles: 3, three times (last: vs. North Dakota
State, 11-4-2023)

Total Tackles: 6, at Northern Iowa, 10-5-2024

Tackles for Loss: 2.0, at Northern Iowa, 10-5-2024

Sacks: 1.0, five times (last: at Northern Iowa, 10-5-2024)

Blocked Kicks: 1, vs. UC Davis, 9-10-2022, and vs. North
Dakota State, 11-4-2023

Pass Breakups: 1, three times (last: at North Dakota
State, 10-19-2024)

Forced Fumbles: 1, at Northern Iowa, 10-5-2024

Fumble Recoveries: 1, at Northern Iowa, 10-5-2024



51-LOGAN GREEN

6-4, 290, So.

Northboro, Iowa • Clarinda H.S.

SINGLE-GAME CAREER HIGHS


Solo Tackles: 1, three times (last: vs. Incarnate Word,
9-7-2024)

Assisted Tackles: 2, vs. Incarnate Word, 9-7-2024

Total Tackles: 3, vs. Incarnate Word, 9-7-2024

Tackles for Loss: 1.0, vs. Northern Iowa, 10-14-2023

Forced Fumbles: 1, vs. Northern Iowa, 10-14-2023



96-BRYCE HAWTHORNE

6-3, 285, R-Fr.

Osseo, Minnesota • Osseo H.S.

SINGLE-GAME CAREER HIGHS

Solo Tackles: 2, vs. Western Oregon, 8-31-2023, and vs.
Drake, 9-16-2023

Assisted Tackles: 4, at Northern Iowa, 10-5-2024

Total Tackles: 5, at Northern Iowa, 10-5-2024

Tackles for Loss: 1.0, three times (last: at Northern Iowa,
10-5-2024)

Sacks: 1.0, at Southeastern Louisiana, 9-21-2024, and at
Northern Iowa, 10-5-2024



55-AARON WOLSCALE-HOLSTEN

6-2, 285, Jr.

Gilbert, Arizona • Williams Field H.S.

SINGLE-GAME CAREER HIGHS

Solo Tackles: 2, vs. Butler, 9-17-2022

Assisted Tackles: 2, vs. Indiana State, 10-29-2022

Total Tackles: 2, six times (last: at Northern Iowa,
10-5-2024)

Tackles for Loss: 1.0, three times (last: vs. Augustana,
9-14-2024)

Sacks: 1.0, three times (last: vs. Augustana, 9-14-2024)

Fumble Recoveries: 1, vs. Butler, 9-17-2022

LINEBACKERS



32-ADAM BOCK

6-1, 225, Sr.

Solon, Iowa • Solon H.S.

SINGLE-GAME CAREER HIGHS

Solo Tackles: 11, at South Dakota, 11-13-2021

Assisted Tackles: 10, at Indiana State, 9-25-2021

Total Tackles: 17, vs. Southern Illinois, 10-9-2021

Tackles for Loss: 3.0, vs. Incarnate Word, 9-7-2024

Sacks: 2.0, vs. South Dakota, 10-8-2022

Forced Fumbles: 1, three times (last: at Iowa, 9-3-2022)

Fumble Recoveries: 1, at Iowa, 9-3-2022

Interceptions: 1, three times (last: at Northern Iowa,
10-5-2024)

Long Interception Return: 39 yards (for TD), vs. UC
Davis, 11-27-2021

Pass Breakups: 2, at Colorado State, 9-3-2021

Blocked Kicks: 1, at Youngstown State, 10-30-2021

Defensive Extra Points: 1, at Youngstown State, 10-30-2021



9-CALEB FRANCL

6-1, 195, Sr.

Grand Island, Nebraska • Grand Island H.S.

SINGLE-GAME CAREER HIGHS

Solo Tackles: 5, vs. Northern Iowa, 10-23-2021

Assisted Tackles: 5, at Oklahoma State, 8-31-2024, and
vs. South Dakota, 10-26-2024

Total Tackles: 8, at Oklahoma State, 8-31-2024, and at
North Dakota State, 10-19-2024

Tackles for Loss: 2.0, vs. Long Island, 9-7-2019

Fumble Recoveries: 1, three times (last: vs. Northern
Iowa, 10-14-2023)

Interceptions: 1, at Iowa, 9-3-2022

Pass Breakups: 1, four times (last: at Southeastern
Louisiana, 9-21-2024)



47-KYTAN FYFE

6-2, 210, So.

Grand Island, Nebraska • Grand Island H.S.

SINGLE-GAME CAREER HIGHS


Solo Tackles: 1, vs. Youngstown State, 10-12-2024

Assisted Tackles: N/A

Total Tackles: 1, vs. Youngstown State, 10-12-2024

Forced Fumbles: 1, vs. Youngstown State, 10-12-2024

LINEBACKERS (cont.)



33-BRYCE JOHNSON

6-3, 215, So.

Parker, Colorado • Lutheran H.S.

SINGLE-GAME CAREER HIGHS

Solo Tackles: 1, three times (last: vs. Youngstown State, 10-12-2024)

Assisted Tackles: 1, at Southeastern Louisiana, 9-21-2024, and vs. Youngstown State, 10-12-2024
Total Tackles: 2, vs. Youngstown State, 10-12-2024



11-JOE OLLMAN

6-1, 225, So.

Mequon, Wisconsin • Homestead H.S.

SINGLE-GAME CAREER HIGHS

Solo Tackles: 1, three times (last: at Northern Iowa, 10-5-2024)

Assisted Tackles: 2, at Southeastern Louisiana, 9-21-2024
Total Tackles: 2, at Southeastern Louisiana, 9-21-2024, and at Northern Iowa, 10-5-2024
Tackles for Loss: N/A



40-AARON KUSLER


6-3, 230, Sr.

Sioux Falls, South Dakota • Roosevelt H.S.

SINGLE-GAME CAREER HIGHS

Solo Tackles: 2, at Indiana State, 9-25-2021, and vs. Western Oregon, 8-31-2023

Assisted Tackles: 3, vs. Mercer, 12-2-2023
Total Tackles: 3, vs. Lindenwood, 9-11-2021, and vs. Mercer, 12-2-2023
Tackles for Loss: 0.5, vs. Mercer, 12-2-2023
Sacks: 0.5, vs. Mercer, 12-2-2023



29-GRAHAM SPALDING

6-2, 215, Sr.

Oviedo, Florida • Lake Howell H.S.

SINGLE-GAME CAREER HIGHS

Solo Tackles: 5, at North Dakota State, 10-19-2024

Assisted Tackles: 8, vs. Northern Iowa, 10-23-2021
Total Tackles: 12, vs. Northern Iowa, 10-23-2021
Tackles for Loss: 2.5, vs. Northern Iowa, 10-23-2021
Sacks: 1.0, at Colorado State, 9-3-2021
Forced Fumbles: 1, at Southern Illinois, 3-20-2021
Fumble Recoveries: 1, vs. Indiana State, 10-29-2021
Interceptions: 1, four times (last: vs. South Dakota, 10-26-2024)
Pass Breakups: 2, at Southeastern Louisiana, 9-21-2024
Blocked Kicks: 1, at Northern Iowa, 2-19-2021



0-DAETON MCGAUGHY

6-0, 205, Sr.

Elwood, Kansas • Lafayette H.S.

SINGLE-GAME CAREER HIGHS

Solo Tackles: 8, vs. Drake, 9-16-2023

Assisted Tackles: 5, at Southeastern Louisiana, 9-21-2024
Total Tackles: 9, vs. Drake, 9-16-2023
Tackles for Loss: 1.0, four times (last: vs. Youngstown State, 10-12-2024)
Sacks: 1.0, at Southeastern Louisiana, 9-21-2024
Interceptions: 1, three times (last: vs. UC Davis, 9-10-2022)
Pass Breakups: 1, three times (last: at Southeastern Louisiana, 9-21-2024)
Fumble Recoveries: 1, vs. Western Illinois, 10-1-2022



28-CHASE VAN TOL

6-1, 200, R-Fr.

Tea, South Dakota • Tea Area H.S.

SINGLE-GAME CAREER HIGHS

Solo Tackles: 8, vs. Youngstown State, 10-12-2024

Assisted Tackles: 2, three times (last: at Northern Iowa, 10-5-2024)
Total Tackles: 9, vs. Youngstown State, 10-12-2024
Tackles for Loss: 2.0, vs. Youngstown State, 10-12-2024



5-CULLEN MCSHANE

6-2, 230, So.

Marquette, Iowa • MFL MarMac H.S.

SINGLE-GAME CAREER HIGHS

Solo Tackles: 3, vs. Drake, 9-16-2023

Assisted Tackles: 2, three times (last: vs. UAlbany, 12-15-2023)
Total Tackles: 5, vs. Drake, 9-16-2023
Tackles for Loss: N/A
Pass Breakups: 1, at Northern Iowa, 10-5-2024
Forced Fumbles: 1, at Illinois State, 10-7-2023
Blocked Kicks: 1, vs. Augustana, 9-14-2024, and at Northern Iowa, 10-5-2024



4-STEVEN ARRELL

6-3, 200, Sr.

Brooklyn Park, Minnesota • Osseo H.S.

SINGLE-GAME CAREER HIGHS

Solo Tackles: 4, vs. Dixie State, 10-2-2021

Assisted Tackles: 3, vs. Dixie State, 10-2-2021
Total Tackles: 7, vs. Dixie State, 10-2-2021
Tackles for Loss: 1.0, three times (last: at Missouri State, 9-24-2022)
Interceptions: 1, three times (last: at Northern Iowa, 10-5-2024)
Long Interception Return: 24 yards, at Southeastern Louisiana, 9-21-2024
Pass Breakups: 1, six times (last: vs. North Dakota State, 1-8-2023)
Forced Fumbles: 1, three times (last: vs. Northern Iowa, 10-14-2023)
Fumble Recoveries: 1, vs. Butler, 9-17-2022

CORNERBACKS

CORNERBACKS (cont.)



7-DALYS BEANUM

6-1, 200, Sr.

Omaha, Nebraska • Millard West H.S.

SINGLE-GAME CAREER HIGHS

Solo Tackles: 6, vs. Holy Cross, 12-10-2022
Assisted Tackles: 4, at Oklahoma State, 8-31-2024
Total Tackles: 8, vs. Holy Cross, 12-10-2022
Tackles for Loss: 1.0, at Western Illinois, 10-16-2021, and vs. South Dakota, 10-26-2024
Forced Fumbles: 1, at Villanova, 12-11-2021, and vs. Incarnate Word, 9-7-2024
Interceptions: 3, vs. UC Davis, 11-27-2021
Interception Return Yards: 60, vs. UC Davis, 11-27-2021
Long Interception Return: 59 yards (for TD), vs. UC Davis, 11-27-2021
Pass Breakups: 2, three times (last: at South Dakota, 10-28-2023)
Blocked Kicks: 1, vs. South Dakota, 10-8-2022
Punt Returns: 3, at Southeastern Louisiana, 9-21-2024
Punt Return Yards: 102, at Southeastern Louisiana, 9-21-2024
Long Punt Return: 88 yards (for TD), at Southeastern Louisiana, 9-21-2024



22-COLBY HUMPHREY

5-11, 185, Sr.

Birmingham, Alabama • Desert Vista H.S. (Ariz.)/Northern Arizona

SINGLE-GAME CAREER HIGHS

Solo Tackles: 6, at Oklahoma State, 8-31-2024
Assisted Tackles: N/A
Total Tackles: 6, at Oklahoma State, 8-31-2024
Interceptions: 1, vs. Augustana, 9-14-2024
Pass Breakups: 1, three times (last: vs. South Dakota, 10-26-2024)



6-JALEN B. LEE

6-0, 200, So.

Wentzville, Missouri • Fort Zumwalt H.S.

SINGLE-GAME CAREER HIGHS

Solo Tackles: 4, vs. Montana, 1-7-2024
Assisted Tackles: 2, vs. Mercer, 12-2-2023
Total Tackles: 4, vs. Mercer, 12-2-2023, and vs. Montana, 1-7-2024
Pass Breakups: 1, vs. Drake, 9-16-2023




2-MYLES TAYLOR

6-1, 175, Jr.

Gilbert, Arizona • Williams Field H.S.

SINGLE-GAME CAREER HIGHS

Solo Tackles: 2, vs. Mercer, 12-2-2023, and vs. UAlbany, 12-15-2023
Assisted Tackles: 2, vs. UAlbany, 12-15-2023
Total Tackles: 4, vs. UAlbany, 12-15-2023
Pass Breakups: 1, vs. UAlbany, 12-15-2023



30-CODY COTTON

6-0, 170, Jr.

Pleasant Prairie, Wisconsin • Union Grove H.S./Upper Iowa

SINGLE-GAME CAREER HIGHS

Solo Tackles: 1, vs. Drake, 9-16-2023
Assisted Tackles: 1, vs. Montana State, 9-9-2023
Total Tackles: 1, vs. Montana State, 9-9-2023, and vs. Drake, 9-16-2023




13-AYDAN DAUTERMANN

6-0, 185, Jr.

Hartford, Wisconsin • Slinger H.S.

SINGLE-GAME CAREER HIGHS

Solo Tackles: 2, vs. Butler, 9-17-2022
Assisted Tackles: 1, six times (last: at Southeastern Louisiana, 9-21-2024)
Total Tackles: 3, vs. Butler, 9-17-2022
Tackles for Loss: 0.5, at Oklahoma State, 8-31-2024
Interceptions: 1, vs. Mercer, 12-2-2023
Pass Breakups: 1, five times (last: at Southeastern Louisiana, 9-21-2024)
Fumble Recoveries: 1, vs. Youngstown State, 10-12-2024



23-MATTHEW DURRANCE

6-2, 215, Jr.

Lutz, Florida • Steinbrenner H.S.

SINGLE-GAME CAREER HIGHS

Solo Tackles: 7, vs. Incarnate Word, 9-7-2024
Assisted Tackles: 5, at Oklahoma State, 8-31-2024
Total Tackles: 8, vs. Incarnate Word, 9-7-2024
Tackles for Loss: 1.0, at Northern Iowa, 10-5-2024, and vs. Youngstown State, 10-12-2024
Interceptions: 1, at Missouri State, 9-24-2022
Pass Breakups: 1, three times (last: vs. Youngstown State, 10-12-2024)
Fumble Recoveries: 1 (for TD), vs. Delaware, 12-3-2022, and vs. Incarnate Word, 9-7-2024
Blocked Kicks: 1, vs. Villanova, 12-9-2023
Note: Returned blocked punt versus Villanova 45 yards for touchdown on 12-9-2023



17-ABE HOSKINS III

6-1, 195, Sr.

Omaha, Nebraska • Omaha Central H.S.

SINGLE-GAME CAREER HIGHS

Solo Tackles: 2, at Youngstown State, 11-11-2023
Assisted Tackles: 1, at Southeastern Louisiana, 9-21-2024
Total Tackles: 2, at Youngstown State, 11-11-2023
Pass Breakups: N/A

SAFETIES (cont.)



14-COLBY HUARTER

6-1, 205, Sr.

Katy, Texas • Tompkins H.S.

SINGLE-GAME CAREER HIGHS

Solo Tackles: 5, vs. Montana State, 9-9-2023

Assisted Tackles: 5, four times (last: vs. South Dakota, 10-26-2024)

Total Tackles: 10, vs. Montana State, 9-9-2023

Tackles for Loss: 1.5, vs. North Dakota State, 11-4-2023, and vs. Mercer, 12-2-2023


Sacks: 1.0, at North Dakota, 10-22-2022

Interceptions: 1, four times (last: at Southeastern Louisiana, 9-21-2024)

Long Interception Return: 70 yards, at Missouri State, 9-24-2022

Pass Breakups: 1, three times (last: vs. North Dakota State, 11-4-2023)

Forced Fumbles: 1, vs. North Dakota State, 11-4-2023



25-CALE REEDER

6-0, 190, Sr.

Yorkville, Illinois • Yorkville H.S.

SINGLE-GAME CAREER HIGHS

Solo Tackles: 7, vs. UC Davis, 11-27-2021, and at Southern Illinois, 10-21-2023

Assisted Tackles: 6, at Illinois State, 10-7-2023

Total Tackles: 10, at Southern Illinois, 10-21-2023

Tackles for Loss: 2.0, at Villanova, 12-11-2021

Sacks: 1.0, vs. South Dakota, 12-8-2022

Interceptions: 1, four times (last: vs. Montana State, 9-9-2023)

Forced Fumbles: 1, at Southern Illinois, 10-21-2023

Pass Breakups: 1, eight times (last: at Montana State, 12-17-2022)



3-DONTAY JOHNSON

6-2, 190, So.

Fort Collins, Colorado •

Colorado Early College

SINGLE-GAME CAREER HIGHS

Solo Tackles: 3, vs. UC Davis, 9-10-2022

Assisted Tackles: 1, four times (last: at Oklahoma State, 8-31-2024)

Total Tackles: 3, vs. UC Davis, 9-10-2022

Tackles for Loss: 1.0, vs. UC Davis, 9-10-2022

Pass Breakups: 1, vs. Butler, 9-17-2022, and vs. Augustana, 9-14-2024



27-NOAH THOMPSON

6-0, 185, So.

Brandon, South Dakota • Brandon Valley H.S.

SINGLE-GAME CAREER HIGHS

Solo Tackles: 3, vs. Western Oregon, 8-31-2023

Assisted Tackles: 1, vs. Drake, 9-16-2023, and at Northern Iowa, 10-5-2024

Total Tackles: 3, vs. Western Oregon, 8-31-2023

Interceptions: N/A

Pass Breakups: N/A

Note: Returned blocked punt at Northern Iowa 49 yards for touchdown on 10-5-2024



1-TUCKER LARGE

5-11, 185, Jr.

Sioux Falls, South Dakota • Roosevelt H.S.

SINGLE-GAME CAREER HIGHS

Solo Tackles: 7, vs. Montana State, 9-9-2023

Assisted Tackles: 4, at Southern Illinois, 10-21-2023, and vs. South Dakota, 10-26-2024

Total Tackles: 8, vs. North Dakota State, 11-4-2023

Tackles for Loss: 1.0, vs. Montana, 1-7-2024

Interceptions: 1, four times (last: vs. UAlbany, 12-15-2023)

Long Interception Return: 64 yards (for TD), vs. Western Oregon, 8-31-2023

Pass Breakups: 3, vs. Missouri State, 11-18-2023

Punt Returns: 4, vs. Drake, 9-16-2023, and vs. Missouri State 11-18-2023

Punt Return Yards: *149, vs. Drake, 9-16-2023

Long Punt Return: 79 yards (for TD), vs. UAlbany, 12-15-2023

* single-game school record



26-KOLTEN TILFORD

5-9, 180, R-Fr.

North Platte, Nebraska • North Platte H.S.

SINGLE-GAME CAREER HIGHS

Solo Tackles: 3, vs. Youngstown State, 10-12-2024

Assisted Tackles: 2, at Northern Iowa, 10-5-2024, and vs. Youngstown State, 10-12-2024

Total Tackles: 5, vs. Youngstown State, 10-12-2024

Tackles For Loss: 1.0, vs. Youngstown State, 10-12-2024

Interceptions: 1, vs. Western Oregon, 8-31-2023