



# SOUTH DAKOTA STATE UNIVERSITY

## JACKRABBIT ATHLETICS NEWS RELEASE

Jackrabbit Sports Information • 2820 HPER Center • Brookings, SD 57007-1497  
Football Contact/Assistant AD-Athletic Communications: Jason Hove  
Office Phone: (605) 688-4623 Mobile: (605) 695-1827 E-mail: Jason.Hove@sdstate.edu  
Facebook: www.facebook.com/jackrabbit.nation Twitter: @GoJacksSDSU Fax: (605) 688-5999  
Website: www.GoJacks.com

### 2024 FOOTBALL INFORMATION

## Jackrabbits regroup to host USD

### GAME NOTES — OCT. 26



**HEAD COACH:** Bob Nielson (Wartburg, 1982)  
• 42-45 record in eight seasons at USD;  
228-125-1 record in 31 seasons as a collegiate head coach

### #4/4 SOUTH DAKOTA (6-1, 4-0 MVFC) at #3/3 SOUTH DAKOTA STATE (5-2, 2-1 MVFC) *Interstate Series*

6:30 p.m. Saturday • Dana J. Dykhouse Stadium | Brookings, S.D.

#### SERIES NOTES

- 117th Meeting (South Dakota State leads the all-time series, 57-52-7)
- The Jackrabbits have won 9 of the 11 meetings in the Division I era (since 2012)

#### MEDIA INFORMATION

- Game will be televised on ESPNU with the broadcast team of Lowell Galindo (play-by-play) and Fozzy Whittaker (color)
- Radio pre-game show begins at 4:30 p.m. Central on the Jackrabbit Sports Network, which includes flagship station WNAX 570 AM-Yankton and the following affiliates:
  - KJJQ 910 AM-Brookings • KXLG 100.3 FM-Milbank • KORN 1490 AM/101.3 FM-Mitchell
  - KELO 1320 AM/KELQ 107.9 FM-Sioux Falls • KCCR 1240 AM/98.9 FM-Pierre
  - KIMM 106.7 FM/1150 AM-Rapid City • KLOH 1050 AM/94.1 FM-Pipestone, Minn.
  - KXLG 99.1 FM-Watertown • KWYR 93.7 FM-Winner
- Radio team of Tyler Merriam (play-by-play), Al Bahe (color), Scotty Kwas (sidelines) and Brent Bowen (pregame/postgame host) will call the action



**HEAD COACH:** Jimmy Rogers (SDSU, 2009)  
• 20-2 record in two seasons as a collegiate head coach  
**STARTERS RETURNING:** 10 (3 Off., 5 Def., 2 ST)

### 2024 SCHEDULE AND RESULTS

#### AUGUST

31 at Oklahoma State L, 20-44

#### SEPTEMBER

7 INCARNATE WORD [Dairy Drive] W, 45-24  
14 AUGUSTANA [Beef Bowl/Hall of Fame] W, 24-3  
21 at Southeastern Louisiana W, 41-0

#### OCTOBER

5 \*at Northern Iowa W, 41-3  
12 \*YOUNGSTOWN STATE [Hobo Day] W, 63-13  
19 \*at North Dakota State [Dakota Marker] L, 9-13  
26 \*SOUTH DAKOTA [Interstate Series] 6:30 p.m.

#### NOVEMBER

2 \*MURRAY STATE [Military Appreciation] 2 p.m.  
9 \*at North Dakota 1 p.m.  
16 \*SOUTHERN ILLINOIS [Senior Day] 2 p.m.  
23 \*at Missouri State 2 p.m.

\*Missouri Valley Football Conference game | All times Central

### TALE OF THE TAPE — 2024 SEASON STATISTICS

USD	CATEGORY	SDSU
38.6	Points Per Game	34.7
11.4	Points Allowed Per Game	14.3
232.6	Rushing Yardage Per Game	240.9
106.7	Rush Yardage Allowed/Game	99.4
204.3	Passing Yardage Per Game	183.7
14.9	Average Per Catch	11.2
183.4	Pass Yardage Allowed/Game	195.3
436.9	Total Offense Per Game	439.8
290.1	Total Offense Allowed/Game	294.7
41.7	Kick Return Average	18.1
14.0	Punt Return Average	24.0
6-17	Interception Returns	6-145
5-2	Fumbles-Lost	6-1
41-352	Penalties-Yards	37-391
31:14	Time of Possession/Game	28:54
32-69 (46%)	Third-Down Conversions	37-78 (47%)
2-2 (100%)	Fourth-Down Conversions	1-6 (17%)

## RECENT SERIES SCORES

2000:	South Dakota 41, South Dakota State 28 (Nov. 4, 2000, at Coughlin-Alumni Stadium)
2001:	South Dakota State 20, South Dakota 3 (Oct. 27, 2001, at Vermillion)
2002:	South Dakota State 27, South Dakota 20 (Nov. 2, 2002, at Coughlin-Alumni Stadium)
2003:	South Dakota State 22, South Dakota 11 (Oct. 25, 2003, at Vermillion)
2012:	South Dakota State 31, South Dakota 8 (Nov. 17, 2012, at Coughlin-Alumni Stadium)
2013:	South Dakota State 27, South Dakota 12 (Nov. 16, 2013, at Vermillion)
2014:	South Dakota State 37, South Dakota 14 (Nov. 22, 2014, at Coughlin-Alumni Stadium)
2015:	South Dakota State 30, South Dakota 23 (Nov. 14, 2015, at Vermillion)
2016:	South Dakota State 28, South Dakota 21 (Nov. 12, 2016, at Dana J. Dykhouse Stadium)
2017:	South Dakota State 31, South Dakota 28 (Nov. 18, 2017, at Vermillion)
2018:	South Dakota State 49, South Dakota 27 (Nov. 17, 2018, at Dana J. Dykhouse Stadium)
2019:	South Dakota 24, South Dakota State 21 (Nov. 23, 2019, at Vermillion)
2020-21:	Game canceled due to COVID-19 protocols
2021:	South Dakota 23, South Dakota State 20 (Nov. 13, 2021, at Vermillion)
2022:	South Dakota State 28, South Dakota 3 (Oct. 8, 2022, at Dana J. Dykhouse Stadium)
2022:	South Dakota State 37, South Dakota 3 (Oct. 28, 2023, at Vermillion)
South Dakota State records have the Jackrabbits leading the all-time series, 57-52-7	

Sports Information Contact: Jason Hove

Oct. 23, 2024

BROOKINGS, S.D. — The South Dakota State University football team will attempt to get back to its winning ways Saturday night as it plays its second rivalry game against a top-five opponent in a row by hosting South Dakota in the annual Interstate Series contest.

Kickoff is set for 6:30 p.m. at Dana J. Dykhouse, with the game televised before a national audience on ESPNU.

The Jackrabbits, 5-2 overall and 2-1 in the Missouri Valley Football Conference, are coming off their first setback in league play since 2021 after dropping a 13-9 decision at second-ranked North Dakota State on Oct. 19. The loss knocked SDSU out of the top spot in the Football Championship Subdivision polls for the first time in two full years, with the Jackrabbits landing at No. 3 in this week's rankings conducted by Stats Perform and the American Football Coaches Association.

USD enters the matchup ranked No. 4 in both polls with a 6-1 overall record and a 4-0 mark in the MVFC. The Coyotes spotted Youngstown State an early 14-0 lead last week before rallying for a 27-17 road win.

**THE SERIES:** According to SDSU records, tonight's game will mark the 117th all-time meeting between the Jackrabbits and Coyotes on the gridiron. The series dates back to a 6-6 tie back in 1889 in a game that was played in Sioux Falls.

Overall, the Jackrabbits hold a 57-52-7 advantage in the series.

The two programs were longstanding members of the North Central Conference and often played season home-and-home series during their days competing at the NCAA Division II level.

After a nine-year hiatus as the institutions made their moves to Division I competition on separate timetables, the series resumed in 2012, when USD gained entry into the Missouri Valley Football Conference. SDSU has won nine of the 11 meetings during the Division I era, including all five matchups played in Brookings.

SDSU has won each of the last two matchups by not allowing a touchdown to its in-state rival. The Jackrabbits posted a 28-3 home victory over USD on Oct. 8, 2022, then scored a 37-3 win on Oct. 28, 2023, at the DakotaDome in Vermillion.

In last season's meeting, SDSU scored on its final seven offensive possessions to pull away for a 34-point road victory.

USD scored the first points of the game on a 50-yard field goal by Will Leyland, but the Jacks responded midway through the second quarter with a 7-yard touchdown run by Jadon Janke. SDSU scored 10 more points in the final two minutes of the first half on a 20-yard touchdown run by Amar Johnson and a 49-yard field goal by Hunter Dustman.

Johnson added a second 20-yard touchdown run midway through the fourth quarter to put the game further out of reach.

**INTERSTATE SERIES:** The all-sports rivalry series between South Dakota's two Division I athletic programs entered a new phase in September 2023 with First Interstate Bank taking over as presenting sponsor of the competition between South Dakota State University and the University of South Dakota.

The Interstate Series will use the same points system first established during the rivalry series' inaugural 2012-13 athletics season, which features both athletic and academic components. On the athletics side, a total of 20 points will be up for grabs in 16 sports. Points will be awarded to winners of regular season matchups in football, men's and women's basketball, women's soccer, volleyball and softball, while the team with the higher finish in Summit League postseason events in cross country, track and field, golf, and swimming and diving will earn points in those respective sports.

Two points are awarded to the winner of the football game, with the victor of the football game also holding the tie-breaker should points be equal at the end of the year.

## GAME NOTES — SOUTH DAKOTA STATE vs. SOUTH DAKOTA

### YEAR-BY-YEAR IN FCS ERA

#### GREAT WEST FOOTBALL CONFERENCE

YEAR	OVERALL	CONF
2004	6-5	2-3
2005	6-5	3-2
2006	7-4	3-1
2007	7-4	4-0
<b>TOTALS</b>	<b>26-18</b>	<b>12-6</b>

#### MISSOURI VALLEY FOOTBALL CONF.

YEAR	OVERALL	CONF
2008	7-5	6-2
2009	8-4	7-1
2010	5-6	4-4
2011	5-6	4-4
2012	9-4	6-2
2013	9-5	5-3
2014	9-5	5-3
2015	8-4	5-3
2016	9-4	7-1
2017	11-3	6-2
2018	10-3	6-2
2019	8-5	5-3
2020-21	8-2	5-1
2021	11-4	5-3
2022	14-1	8-0
2023	15-0	8-0
2024	5-2	2-1
<b>TOTALS</b>	<b>151-63</b>	<b>94-35</b>
<b>OVERALL TOTALS</b>	<b>177-81</b>	<b>106-41</b>

In addition, schools can earn up to three points each for academic performance. SDSU currently leads the series, 1.5-0.5, after the Jackrabbits and Coyotes tied 1-1 in their women's soccer matchup on Oct. 11 and SDSU rallying for a 3-2 volleyball victory on Oct. 22.

Over the previous 11 seasons, SDSU holds a 7-5 advantage in the rivalry series, including posting a 14-12 victory during the 2023-24 athletics season.

The Interstate Rivalry is presented in conjunction with Learfield Sports and their respective Jackrabbit Sports Properties and Coyote Sports Properties divisions. First Interstate is a community bank with more than 300 branches across 14 states, including branches in more than 20 cities in South Dakota.

**YEAR 21 IN FCS:** The 2024 season marks the 21st season South Dakota State has competed in the Football Championship Subdivision.

Since joining the Division I ranks in 2004, the Jackrabbits have compiled a 177-81 record (.686 winning percentage).

In the decade of the 2020s, SDSU has put together a 53-9 record, which is good for an .855 winning percentage.

The Jackrabbits had their streak of 32 consecutive victories against FCS opponents come to an end last week at North Dakota State. Of those 32 victories in a row, 21 were against ranked foes.

**VALLEY SEASON NO. 17:** The 2024 season is South Dakota State's 17th as a member of the Missouri Valley Football Conference. Since joining the league in 2008, SDSU is the only program in that span to not have a losing season in conference play.

The Jackrabbits hold a 94-35 record (.729 winning percentage) in MVFC games and have won six or more league games eight times. SDSU has claimed the league title four times: previously earning a share of league titles in 2016 and during the 2020-21 spring season before running the table with an 8-0 record in conference play en route to outright conference championships in both 2022 and 2023.

Earlier this season, SDSU matched the MVFC record with 19 consecutive victories — a streak that spanned from the final game of the 2021 league slate until ending Oct. 19 at North Dakota State. The Bison previously held the mark between the 2017 season and 2020-21 spring campaign.

**PLAYOFF HISTORY:** South Dakota State made its 14th postseason appearance in its football history in 2023, with 13 of those berths coming as a member of the Football Championship Subdivision. SDSU's lone appearance in the NCAA Division II football playoffs came in 1979, when the Jacks dropped a 50-7 decision at Youngstown State.

The Jackrabbits have compiled a 22-12 record in the playoffs and made their 12th straight appearance in the FCS playoffs, including advancing to at least the semifinal round for the fourth season in a row and sixth time in the last seven seasons. SDSU made its first appearance in a national title game during the 2020-21 spring season, falling to Sam Houston, 23-21, then claimed its first-ever national championship in football with a 45-21 victory over North Dakota State in January 2023. The Jacks repeated as national champions during the 2023 campaign with a 23-3 victory over Montana.

SDSU advanced to the FCS national title game each of the three years it held the No. 1 overall seed in the playoff field (16 teams in 2020-21, 24 teams in 2022 & 2023).

**ELITE COMPANY:** Heading into the 2023 postseason, South Dakota State was one of only two Football Championship Subdivision programs to reach the playoffs each of the last 12 seasons. The Jackrabbits secured the Missouri Valley Football Conference's automatic bid to the 2023 playoffs, assuring SDSU of its 12th consecutive postseason appearance and 13th overall at the FCS level.

MVFC rival North Dakota State holds the longest active streak with 14 consecutive trips to the playoffs after gaining an at-large berth to the 2023 tournament.

## QUICK FACTS

### SDSU INFORMATION

**LOCATION:** Brookings, S.D.  
**ENROLLMENT:** 12,065 (fall 2024)  
**COLORS:** Yellow and Blue  
**NICKNAME:** Jackrabbits  
**AFFILIATION:** NCAA Division I Football  
 Championship Subdivision  
**CONFERENCE:** Missouri Valley Football Conference  
**STADIUM:** Dana J. Dykhouse Stadium (19,340  
 capacity - AstroTurf surface)

### 2023 RECAP

**OVERALL RECORD:** 15-0  
**CONFERENCE RECORD:** 8-0 (first place in Missouri Valley  
 Football Conference)  
**POSTSEASON:** Football Championship Subdivision  
 National Champion (repeat champion)  
**HOME RECORD:** 9-0  
**AWAY/NEUTRAL RECORD:** 4-0/2-0  
**FINAL RANKINGS:** 1st (Stats Perform media)/1st (AFCA  
 FCS Coaches)

### TEAM INFORMATION

**LETTERMEN RETURNING:** 53      **LETTERMEN LOST:** 18  
 • Offense: 20      • Offense: 9  
 • Defense: 31      • Defense: 9  
 • Special Teams: 2      • Special Teams: 0

**STARTERS RETURNING:** 10  
 • Offense: 3 • Defense: 5 • Special Teams: 2

**OFFENSIVE STARTERS RETURNING (3):** Evan Beerntsen,  
 OG; Mark Gronowski, QB; Gus Miller, C.

**DEFENSIVE STARTERS RETURNING (5):** Dalys Beanum, CB;  
 Adam Bock, LB; Jarod DePriest, DT; Tucker Large, S;  
 Cale Reeder, S.

**SPECIAL TEAMS STARTERS RETURNING (2):** Hunter  
 Dustman, K/P; Kaydon Olivia, LS.

**OTHER RETURNING LETTERMEN (43):** Steven Arrell, CB;  
 Max Baloun, DT; Jon Bell, QB; Kevin Brenner, TE;  
 Quinten Christensen, OL; Devon Cole Jr., WR; Cody  
 Cotton, CB; Aydan Dautermann, CB; Matthew  
 Durrance, S; Caleb Frandl, LB; Greyton Gannon, TE;  
 Graham Goering, WR; Brody Gormley, TE; Logan Green,  
 DT; Abe Hoskins III, CB; Colby Huerter, S; Amar  
 Johnson, RB; Angel Johnson, RB; Bryce  
 Johnson, LB; Dontay Johnson, S; Randy Keumogne,  
 DE; Aaron Kusler, LB; Jalen Lee, OL; Jalen B. Lee, CB;  
 Chase Mason, QB; Daeton Mcgaughy, LB; Cullen  
 McShane, LB; Joe Ollman, LB; William Paekpke, OL;  
 Blake Peterson, DE; Marcus Preston, WR; Dawson  
 Ripperda, DE; Dawson Rudd, OL; Graham Spalding,  
 LB; Myles Taylor, CB; Noah Thompson, S; Kolten  
 Tilford, S; Levi Vanden Bos, DE; Ethan Vibert, OL; Kirby  
 Vorhees, RB; Griffin Wilde, WR; Zac Wilson, DE; Aaron  
 Wolfcale-Holsten, DT.

**RANKINGS STREAK:** By being ranked first in the final Stats Perform FCS poll of the 2023 season and maintaining a top-three showing through the first eight polls of 2024, SDSU has now appeared in the top 25 of 168 consecutive media polls dating back to October 2012.

The Jackrabbits held the top spot in 29 consecutive polls from Oct. 17, 2022, until relinquishing the top spot this week following their loss at North Dakota State.

**CAPTAINS:** Leading the Jackrabbit football team are six captains:

- Dalys Beanum, Sr., Omaha, Nebraska;
- Adam Bock, Sr., linebacker, Solon, Iowa;
- Jarod DePriest, Sr., defensive tackle, Trivoli, Illinois;
- Mark Gronowski, Sr., quarterback, Naperville, Illinois;
- Tucker Large, Jr., safety, Sioux Falls;
- Gus Miller, Sr., offensive lineman, Brookings.

Bock and Gronowski are both in their third seasons in the role, while the other four captains are first-time captains.

**GRONOWSKI A CAMPBELL FINALIST:** South Dakota State quarterback Mark Gronowski was named Wednesday as one of 16 finalists for the William V. Campbell Trophy, which is awarded annually to the top scholar-athlete in college football.

Each of the finalists will receive an \$18,000 postgraduate scholarship as a member of the 2024 National Football Foundation National Scholar-Athlete Class Presented by Fidelity Investments. The winner of the Campbell Trophy, who will receive a \$25,000 postgraduate scholarship, will be announced Dec. 10 at the 66th NFF Annual Awards Dinner in Las Vegas, Nevada.

A native of Naperville, Illinois, Gronowski has been a four-year starter and three-time team captain for the Jackrabbits, leading the program to a combined 42-5 record and back-to-back FCS national championships. He was honored as the recipient of the 2023 Walter Payton Award, as well as the FCS Athletics Directors Association's Offensive Player of the Year last season after leading the subdivision in passing efficiency with a 179.6 rating. Gronowski's career totals include 8,811 passing yards and 81 touchdowns, while accounting for another 1,599 rushing yards and 30 scores.

In the classroom, Gronowski compiled a 3.76 grade-point average while graduating this past spring with a degree in mechanical engineering. The 2023 FCS ADA Scholar-Athlete of the Year and a second-team selection to the College Sports Communicators Academic All-America® Team, he is currently pursuing a master's degree in engineering management.

Gronowski is the fifth Jackrabbit football player to earn the distinction of being a Campbell Trophy finalist, joining Ryan Berry (2008), Zach Zenner (2014), Jake Wieneke (2017) and Taryn Christion (2018).

**PRESEASON ALL-AMERICANS:** South Dakota State was well-represented on the 2024 Stats Perform FCS Preseason All-America Team with six selections. The honor squad was announced in early August and included first-team selections Mark Gronowski and Adam Bock from the Jackrabbits.

Gronowski, the reigning Walter Payton Award winner as the top offensive player in the FCS ranks a year ago, returns for his senior season after throwing for 3,058 yards and 29 touchdown against only five interceptions in 2023. The Naperville, Illinois, native led the FCS in quarterback rating at 179.67 while completing 68.1 percent (209-of-307) of his passes.

In addition, Gronowski ran for 402 yards and eight touchdowns in helping lead the Jackrabbits to a 15-0 record in 2023.

Gronowski is again on the Walter Payton Award Preseason Watch List, while Bock returns to the Buck Buchanan Award Preseason Watch List after being a finalist for the top defensive player in FCS in 2021.



## GAME NOTES — SOUTH DAKOTA STATE vs. SOUTH DAKOTA

### OPENING DRIVES BY HALF

2024 OPPONENT	1ST-O	2ND-O	1ST-D	2ND-D
Oklahoma State	Downs	TD	FG	TD
Incarnate Word	Miss FG	TD	FG	TD
Augustana	TD	Downs	FG	Punt
SE Louisiana	Punt	Punt	Punt	Miss FG
Northern Iowa	Punt	TD	Fumble	INT
Youngstown State	TD	TD	Punt	Punt
North Dakota State	Miss FG	Punt	Punt	Miss FG

### 2024 LONGEST DRIVES

#### BY PLAYS

14 - at Northern Iowa (4Q), 14-82-8:24 (end of game)

#### BY YARDS

95 - vs. Youngstown State (2Q), 9-95-4:18 (TD)

#### BY TIME OF POSSESSION

8:24 - at Northern Iowa (4Q), 14-82-8:24 (end of game)

### 100-YARD RUSHING GAMES

#### DIVISION I ERA (SINCE 2004)

Zach Zenner (2011-14)	32
Isaiah Davis (2020-23)	23
Kyle Minett (2007-10)	22
Pierre Strong, Jr. (2018-21)	19
Anthony Watson (2004-06)	13
Cory Koenig (2004-07)	13
Amar Johnson (2021-present)	6
Brady Mengarelli (2014-17)	5
Isaac Wallace (2015-18)	5
Mark Gronowski (2020-present)	4
Trevor Hohn (2004-06)	2
Taryn Christion (2015-18)	2
Mikey Daniel (2016-19)	2
C.J. Wilson (2018-19)	2
Tyler Duffy (2007-10)	1
Tyrel Kool (2009-12)	1
Reggie Gandy (2010-13)	1
Chase Mason (2023-present)	1
Kyle Paris (2012-15)	1
Kirby Vorhees (2023-present)	1

A senior linebacker from Solon, Iowa, Bock ranked third on the team last season with 65 tackles despite missing five games due to injury. A two-time first-team all-Missouri Valley Football Conference selection and a second-team All-America honoree in 2021, Bock has tallied more than 300 career tackles.

Receiving second-team honors on the Stats Perform preseason squad were offensive lineman Gus Miller and punt returner Tucker Large. The FCS winner of the 2023 Rimington Award as the top center and a Brookings native, Miller played a key role within an offensive line that helped pave the way for the Jackrabbits to average 37.3 points and 449.9 yards of total offense per game.

Large, a junior from Sioux Falls, averaged 18.9 yards per punt return attempt last season and set an SDSU single-game record with 159 yards versus Drake. Also a starting safety for the Jackrabbits, Large ranked second on the team with four interceptions and added 49 tackles.

Rounding out the Jackrabbit contingent on the Stats Perform FCS Preseason All-America Team were third-team honorees Dalys Beanum and Amar Johnson. Beanum, a senior cornerback from Omaha, is coming off a 2023 campaign in which he recorded a team-best five interceptions while also contributing 29 tackles and two pass breakups.

Johnson made the squad as an all-purpose back after ranking second on the team in 2023 with 1,205 all-purpose yards (80.3 ypg). A senior from O'Fallon, Missouri, Johnson finished second on the squad with 801 rushing yards (6.3 ypc), while also averaging 23.5 yards on kickoff returns and catching 12 passes for 122 yards.

**GRONOWSKI A DUAL THREAT:** South Dakota State quarterback Mark Gronowski reached another milestone early in the 2024 season by accounting for the 100th touchdown of his career.

Gronowski enters Saturday's game against South Dakota having been a part of 112 touchdowns — 81 passing, 30 rushing and 1 receiving. So far this season he has thrown 11 touchdown passes and rushed for three more. Overall, he has accounted for at least one touchdown in 41 of 47 career starts.

Gronowski had a streak of passing and rushing for a touchdown in 11 straight games come to an end Oct. 21, 2023, at Southern Illinois, and has now accomplished the feat 23 times after passing for two touchdowns and running for another Oct. 12 versus Youngstown State. The Jackrabbits have a 42-5 record in Gronowski's 47 career starts, including an 11-1 mark in postseason games.

In addition, Gronowski moved into second place on the career total offense charts at SDSU in the 2024 home opener versus Incarnate Word and passed the 10,000-yard mark Oct. 5 at Northern Iowa. Now with 10,410 yards of total offense, he also ranks third in career passing yards with 8,811.

During the 2023, season, Gronowski became the third SDSU quarterback to top 5,000 yards passing and 1,000 yards rushing in his career, joining Taryn Christion (11,535 passing/1,515 rushing from 2015-18) and Ted Wahl (6,016 passing/1,229 rushing from 1985-88).

**WILDE OFF TO FAST START:** Sophomore wide receiver Griffin Wilde has turned in a series of strong performances to open the 2024 season.

In the season opener at Oklahoma State, Wilde established new career highs with seven receptions and 150 receiving yards. The Sioux Falls native scored his first touchdown of the season on a 60-yard pass play in the fourth quarter and added catches of 21 and 33 yards to set up the Jackrabbits' first touchdown of the game. Six of his seven receptions went for at least 10 yards.

Wilde bettered his receptions total a week later in the Sept. 7 home opener versus Incarnate Word, hauling in 10 catches — on 10 targets — for 106 yards. He also recorded the first two-touchdown game of his young career, scoring on pass plays of 11 and 25 yards in the second half.

## 2024 SEASON HIGHS

### INDIVIDUAL GAME HIGHS

**RUSHING ATTEMPTS:** 19, by Amar Johnson, vs. Incarnate Word, 9-7-24

**RUSHING YARDS:** 179, by Kirby Vorhees, at Southeastern Louisiana, 9-21-24

**RUSHING TOUCHDOWNS:** 3, by Kirby Vorhees, at Southeastern Louisiana, 9-21-24

**LONG RUSH:** 80 yards (for TD), by Kirby Vorhees, at Southeastern Louisiana, 9-21-24

**PASS ATTEMPTS:** 36, by Mark Gronowski, at Oklahoma State, 8-31-24

**PASS COMPLETIONS:** 21, by Mark Gronowski, vs. Incarnate Word, 9-7-24

**YARDS PASSING:** 285, by Mark Gronowski, vs. Incarnate Word, 9-7-24

**TOUCHDOWN PASSES:** 4, by Mark Gronowski, vs. Incarnate Word, 9-7-24

**RECEPTIONS:** 10, by Griffin Wilde, vs. Incarnate Word, 9-7-24

**YARDS RECEIVING:** 150, by Griffin Wilde, at Oklahoma State, 8-31-24

**RECEIVING TOUCHDOWNS:** 2, by Griffin Wilde, vs. Incarnate Word, 9-7-24

**LONG RECEPTION:** 66 yards (for TD), by Angel Johnson (from Mark Gronowski), at Northern Iowa, 10-5-24

**TACKLES:** 12, by Adam Bock, at Oklahoma State, 8-31-24

**TACKLES FOR LOSS:** 3.0, by Adam Bock, vs. Incarnate Word, 9-7-24

**SACKS:** 1.5, by Dawson Ripperda, vs. Augustana, 9-14-24, and by Kobe Clayborne, at Southeastern Louisiana, 9-21-24

**INTERCEPTIONS:** 1, by five players (twice by Steven Arrell — at Southeastern Louisiana, 9-21-24, and at Northern Iowa, 10-5-24)

**LONG INTERCEPTION RETURN:** 50 yards, by Dalys Beanum, vs. Youngstown State, 10-12-2024

**PASS BREAKUPS:** 2, by Graham Spalding, at Southeastern Louisiana, 9-21-24

**FIELD GOALS:** 2, by Hunter Dustman, at Oklahoma State, 8-31-24, and at Northern Iowa, 10-5-24

**LONG FIELD GOAL:** 48 yards, by Hunter Dustman, at Oklahoma State, 8-31-24

**PUNTS:** 6, by Hunter Dustman, at North Dakota State, 10-19-24

**PUNTING AVERAGE (MIN. 3 PUNTS):** 48.0 yards (3 punts), by Hunter Dustman, at Oklahoma State, 8-31-24, and at Northern Iowa, 10-5-24

**LONG PUNT:** 55 yards, by Hunter Dustman, vs. Augustana, 9-14-24

**KICKOFF RETURNS:** 4, by Angel Johnson, at Oklahoma State, 8-31-24

**KICK RETURN YARDS:** 114, by Angel Johnson, vs. Youngstown State, 10-12-24

**LONG KICK RETURN:** 99 yards (for TD), by Angel Johnson, vs. Youngstown State, 10-12-24

**PUNT RETURNS:** 3, by Dalys Beanum, at Southeastern Louisiana, 9-21-24

**PUNT RETURN YARDS:** 102, by Dalys Beanum, at Southeastern Louisiana, 9-21-24

**LONG PUNT RETURN:** 88 yards (for TD), by Dalys Beanum, at Southeastern Louisiana, 9-21-24

With team highs of 36 receptions and 432 receiving yards through seven games, Wilde currently ranks 32nd among Football Championship Subdivision receivers an average of 5.1 catches per game. He is tied with teammate Graham Goering (among others) for 41st in the subdivision with four touchdown receptions and ranks 49th with his 432 receiving yards.

**WOODS IMPRESSES IN DEBUT:** True freshman Maxwell Woods turned in a strong all-around performance in his Sept. 14 collegiate debut versus Augustana.

The native of Carver, Minnesota, racked up 89 all-purpose yards on nine touches. He tallied 61 rushing yards on six carries, including breaking off a 44-yard run on his second carry of the night. Woods also contributed two receptions for nine yards and a kickoff return for 19 yards.

**VORHEES, MASON JOIN CENTURY CLUB:** Redshirt freshman running back Kirby Vorhees and backup quarterback Chase Mason have both put together breakout performances running the ball in recent weeks.

In a Sept. 21 game at Southeastern Louisiana, Kirby Vorhees topped the 100-yard mark for the first time in his collegiate career as he ended the night with 179 yards on only five carries while scoring touchdowns (20, 22 and 80 yards) on his first three attempts. Vorhees entered that game with 72 career rushing yards.

Mason put up similar numbers in the Oct. 12 Hobo Day game against Youngstown State as he tallied a career-best 161 yards on five carries with two touchdowns. Mason scored on runs of 38 and 48 yards before adding another run of 69 yards later in the contest. He followed his performance against YSU with a 66-yard run for the lone Jackrabbit touchdown last week at North Dakota State.

Vorhees and Mason became the 19th and 20th different Jackrabbit players — 17 running backs and three quarterbacks — to rush for 100-plus yards in a game since SDSU moved to Division I at the start of the 2024 season. Mason's 169 yards last week stand as the most rushing yards by a Jackrabbit quarterback in the D-I era, surpassing the mark of 142 yards by Mark Gronowski in an FCS playoff game against Southern Illinois in the spring of 2021.

In all, Jackrabbit players have combined to rush for 100 or more yards in a game 156 times in the D-I era.

**BOTH ENDS OF THE SPECTRUM:** The Jackrabbits wrapped up the 2023 season by ranking in the top six of the Football Championship Subdivision in both scoring offense (sixth, 37.3 points per game) and scoring defense (first, 9.3 points per game). SDSU scored 20 or more points in 28 of the 29 games in their long winning streak and has now held the opposition to 10 points or less 12 times over the last two seasons.

The Jackrabbits pitched a shutout in three of their last six games of the 2023 season and added a 41-0 whitewashing of Southeastern Louisiana on Sept. 21 for their fourth shutout in a 10-game span.

Overall, the Jacks outscored the opposition, 146-15, in four playoff games last season, allowing only one touchdown.

SDSU currently ranks fourth in scoring defense in the FCS at 14.3 points per game.

**LOCK-DOWN DEFENSE:** The Jackrabbit defense has continued to clamp down on the opposition in recent weeks, including a three-game span of not allowing a touchdown.

The total of six points allowed on field goals by Augustana (Sept. 14) and Northern Iowa (Oct. 5) around a Sept. 21 shutout at Southeastern Louisiana matched the fewest points allowed by an SDSU squad over a three-game span in 62 years. During the 1962 season, the Jackrabbits turned in back-to-back shutouts against North Dakota (26-0) and South Dakota (24-0) before recording a 17-6 victory at North Dakota State. The Jacks allowed only 70 points that entire season en route to a 7-2-1 record and a share of the North Central Conference title.

## JACKRABBITS IN THE NCAA STATISTICS

### TEAM (TOP 20)

- 1st in Fewest Tackles for Loss Allowed, 2.0 per game
- 1st in Punt Returns, 22.38 yards/attempt
- 2nd in Fewest Sacks Allowed, 0.43 per game
- 4th in Scoring Defense, 14.3 points/game
- 4th in Punt Return Defense, 0.33yards/attempt
- T-4th in Fewest Fumbles Lost, 1
- 6th in Rushing Offense, 240.9 yards/game
- 7th in Rushing Defense, 99.4 yards/game
- 10th in Kickoff Return Defense, 16.39 yards/attempt
- 11th in Red Zone Defense, .688
- 12th in Total Defense, 294.7 yards/game
- 12th in Third-Down Conversion Pct., .474
- T-13th in Blocked Punts, 1
- 14th in Scoring Offense, 34.7 points/game
- 14th in Fourth-Down Conversion Pct. Defense, .333
- 15th in Net Punting, 40.50 yards/attempt
- 18th in Total Offense, 424.6 yards/game

## MVFC PLAYERS OF THE WEEK

### OFFENSIVE PLAYER OF THE WEEK

- Kirby Vorhees (Sept. 21)

### OFFENSIVE LINEMAN OF THE WEEK

- Evan Beerntsen (Sept. 7)
- Gus Miller (Oct. 12)

### SPECIAL TEAMS PLAYER OF THE WEEK

- Angel Johnson (Oct. 12)

SDSU went more than 13 consecutive quarters without allowing a touchdown — from the second play of the fourth quarter in the Sept. 7 home opener versus Incarnate Word, with 14 minutes and 22 seconds remaining, until the final minute of the second quarter of last week's Hobo Day game versus Youngstown State when Penguin quarterback Beau Brungard scampered into the end zone from 4 yards out.

**OWNING THE THIRD:** South Dakota State held a huge advantage coming out of the locker room at halftime by outscoring the opposition by a 123-14 margin in the third quarter of games last season. The Jackrabbits solidified that margin by outscoring Montana, 16-0, in the third stanza of the national championship game.

However, that trend was reversed in the 2024 season opener as Oklahoma State outscored the Jackrabbits, 21-7, in the third quarter of the Aug. 31 game. SDSU has since pulled out to a 70-28 advantage in third-quarter scoring this season after tallying 14-0 advantages in the three games leading up to last week's contest at NDSU.

**MODELS OF EFFICIENCY:** South Dakota State made 57 trips into the red zone during the 2023 season and came away with points 55 of those times for an FCS-best 96 percent efficiency rate. The Jacks scored a touchdown on 45 of those trips — 30 rushing, 15 passing — with 10 field goals.

SDSU went 13-for-14 in red-zone trips during the postseason, scoring nine touchdowns with four field goals. The Jackrabbits' lone red-zone trip in which they did not score ended with a kneel-down to run out the clock against Villanova.

The Jacks had a streak over two seasons of scoring on 70 consecutive drives into the red zone come to end with an interception in the end zone early in the fourth quarter of the Oct. 21, 2023, game at Southern Illinois. Before that, the last time SDSU did not score when inside the opponent's 20-yard line was on a missed field goal in the second quarter of their Oct. 1, 2022, game versus Western Illinois. SDSU had scored 57 touchdowns and kicked 13 field goals in that span.

In addition, the Jackrabbits led the FCS ranks in both third-down and fourth-down conversions on offense. SDSU converted on an FCS-best 53.5 percent (84-of-157) of its third-down attempts, highlighted by a 9-for-14 performance in the opening round of the playoffs against Mercer.

On fourth down, the Jackrabbits converted 9-of-11 times for 82 percent, including making good on their lone attempt in the Dec. 9 playoff matchup against Villanova.

So far this season, SDSU is 21-for-27 in red-zone trips with 17 touchdowns and four field goals, but did not venture into the red zone during its Oct. 19 matchup at North Dakota State.

Three of the team's trips inside the opponents' 20-yard line have ended in run-out-the-clock situations late in games.

The Jacks have converted only once on fourth-down plays this season, going 1-for-6, and are converting at a 47 percent clip (37-of-78) on third-down attempts.

**OFFENSIVE JUGGERNAUT:** South Dakota State put up some astounding numbers on the offensive side of the ball in its Oct. 12 Hobo Day victory over Youngstown State.

The Jackrabbits put a season-high 63 points on the board despite running only 43 offensive plays. SDSU picked up a first down on nearly half of those plays, moving the chains 21 times en route to a season-best 557 yards of total offense.

SDSU's 406 rushing yards marked the program's best day on the ground since racking up 446 yards in a 2021 FCS playoff victory over UC Davis. The Jackrabbits averaged 16.2 yards per carry and 13 yards per play versus Youngstown State despite having the football for only 19 minutes and 46 seconds.

**PICKING OFF THE COMPETITION:** The Jackrabbit defense has continually taken the ball away from the opposition in recent seasons, including leading the Football Championship Subdivision in interceptions two of the last three seasons while ranking second in 2023.



## GAME NOTES — SOUTH DAKOTA STATE vs. SOUTH DAKOTA

### SDSU CAREER FIELD GOALS

1. Parker Douglass, 2004-07 .....	62
2. Justin Syrovatka, 2011-14 .....	55
3. Chase Vinatieri, 2016-19 .....	47
<b>4. Hunter Dustman, 2020-present.....</b>	<b>44</b>
5. Brett Gorden, 1995-98 .....	36
6. Peter Reifenrath, 2008-10 .....	34
7. Cole Frahm, 2019-21 .....	33
8. Adam Vinatieri, 1991-94.....	27
9. Tony Harris, 1977-80 .....	23
K.C. Johnson, 1984-86 .....	23
Keith Witt, 2002-03.....	23

### OVERTIME GAMES

1998:	SDSU 30, Nebraska-Omaha [2 OT] (Oct. 17, 1998, at Coughlin-Alumni Stadium)
2002:	Augustana 39, SDSU 33 [3 OT] (Oct. 19, 2002, at Sioux Falls)
2004:	Southern Utah 23, SDSU 17 [2 OT] (Nov. 13, 2004, at Cedar City, Utah)
2007:	Western Illinois 29, SDSU 26 [4 OT] (Aug. 30, 2007, at Macomb, Ill.)
2008:	McNeese State 46, SDSU 44 [3 OT] (Oct. 4, 2008, at Coughlin-Alumni Stadium)
2011:	SDSU 43, Missouri State 36 [2 OT] (Oct. 29, 2011, at Springfield, Mo.)
2013:	SDSU 37, Northern Iowa 34 [2 OT] (Oct. 26, 2013, at Coughlin-Alumni Stadium)
2015:	Western Illinois 30, SDSU 24 [2 OT] (Nov. 21, 2015, at Macomb, Ill.)
2017:	SDSU 27, Illinois State 24 [OT] (Nov. 11, 2017, at Dana J. Dykhous Stadium)
2018:	SDSU 54, Indiana State 51 [OT] (Oct. 6, 2018, at Dana J. Dykhous Stadium)
2021:	Southern Illinois 42, SDSU 41 [OT] (Oct. 9, 2021, at Dana J. Dykhous Stadium)

Overall, SDSU is 5-6 in overtime games

After leading the subdivision with 21 interceptions in 2021, SDSU tallied an FCS-best 18 interceptions in 2022, including two in that season's national championship game against North Dakota State. Jackrabbit defenders recorded at least one interception in each of their 11 regular season games during the 2022 campaign.

Last year, the Jackrabbits hauled in 19 interceptions to rank second among FCS squads. SDSU tallied three interceptions in its 2023 season opener against Western Oregon (Colby Huerter, Tucker Large, Kolten Tilford) and again in the Dec. 15 semifinal playoff game versus UAlbany (Large, DyShawn Gales, Dalys Beanum).

Beanum recorded an interception in each of SDSU's four playoff games. Seven of his 11 career interceptions have come in the postseason.

Dating back to the start of the 2018 season, the Jackrabbits have intercepted at least one pass in 69 of their last 88 games for a total of 112 pickoffs. Colby Humphrey came up with the Jackrabbits' first interception of the season late in the first quarter of the Sept. 14 game versus Augustana, followed by two-interception performances by the team in consecutive games against Southeastern Louisiana and Northern Iowa.

Senior cornerback Steven Arrell notched interceptions in each of the road wins at Southeastern Louisiana and UNI.

**DOUBLE-DUTY DUSTMAN:** Senior Hunter Dustman has figured prominently in the Jackrabbits' special teams efforts the past three seasons.

A native of East Bethel, Minnesota, Dustman has handled both the kicking and punting duties for the Jackrabbits. As the placekicker, he has put together back-to-back 100-point seasons, scoring 113 points in 2022 and 122 points during the 2023 season. He made 18 field goals each of the past two seasons and has seven so far during the 2024 campaign, including two Oct. 5 at Northern Iowa, to stand fourth on the program career charts with 44 field goals.

In addition, Dustman set an SDSU single-season record with 68 extra points in 2023.

A four-time Missouri Valley Football Conference Special Teams Player of the Week award winner, Dustman has averaged 41.9 yards on 144 career punts. He got off to a solid start to the 2024 season by making both of his field goal attempts (31 and 48 yards) and averaging 48 yards on three punts with a long of 53 Aug. 31 at Oklahoma State.

SDSU is currently 15th in net punting in the FCS ranks with an average of 40.5 yards per attempt.

**MANY HAPPY RETURNS:** South Dakota State raced out to a 28-0 lead a minute into the second quarter of its 2023 season opener against Western Oregon thanks to a pair of long interception returns for touchdowns by its starting safeties.

First, Colby Huerter hauled in an interception off a deflection by DyShawn Gales for a 54-yard return for touchdown. On the first play of the second quarter, Tucker Large picked off a pass and weaved his way through traffic for a 64-yard score.

It marked the fifth time in the Division I era of Jackrabbit football (since 2004) that SDSU returned two interceptions for touchdowns in the same game. The others:

- Sept. 29, 2007 vs. Stephen F. Austin – Jimmy Rogers (32 yards, Q2), Conrad Kjerstad (82, Q4);
- Nov. 10, 2007 vs. Southern Utah — Tyler Koch (45 and 99 yards in Q4);
- Oct. 1, 2016 vs. Western Illinois – Christian Rozeboom (37 yards, Q3), Dallas Brown (19, Q3);
- Nov. 27, 2021 vs. UC Davis — Adam Bock (39 yards, Q3), Dalys Beanum (59, Q4).

SDSU also scored two return touchdowns in the Dec. 15 semifinal victory against UAlbany when Tucker Large returned a punt 79 yards to the end zone midway through the second quarter and Jason Freeman scooped up a fumble on the second play of the second half and returned it 34 yards to push the Jackrabbit lead to 42-0.

**BEANUM BOOSTS RETURN GAME:** Starting cornerback Dalys Beanum has spelled an injured Tucker Large as the Jackrabbits' primary punt returner this season and responded by returning a punt 88 yards for a touchdown to open the scoring in South Dakota State's 41-0 victory at Southeastern Louisiana on Sept. 21.



## 2024 SEASON HIGHS

### TEAM GAME HIGHS

**RUSHING ATTEMPTS:** 42, vs. Incarnate Word, 9-7-24  
**RUSHING YARDS:** 404, vs. Youngstown State, 10-12-24  
**YARDS PER RUSH:** 16.2, vs. Youngstown State, 10-12-24  
**RUSHING TOUCHDOWNS:** 5, at Southeastern Louisiana, 9-21-24  
**PASS ATTEMPTS:** 37, vs. Incarnate Word, 9-7-24  
**PASS COMPLETIONS:** 21, vs. Incarnate Word, 9-7-24  
**YARDS PASSING:** 285, vs. Incarnate Word, 9-7-24  
**YARDS PER PASS:** 9.7, at Northern Iowa, 10-5-24  
**PASSING TOUCHDOWNS:** 4, vs. Incarnate Word, 9-7-24  
**TOTAL PLAYS:** 74, vs. Incarnate Word, 9-7-24  
**TOTAL OFFENSE:** 557, vs. Youngstown State, 10-12-24  
**YARDS PER PLAY:** 13.0, vs. Youngstown State, 10-12-24  
**POINTS:** 63, vs. Youngstown State, 10-12-24  
**FIRST DOWNS:** 31, vs. Incarnate Word, 9-7-24  
**SACKS BY:** 4, at Southeastern Louisiana, 9-21-24  
**PENALTIES:** 10, at North Dakota State, 10-19-24  
**PENALTY YARDS:** 110, vs. Augustana, 9-14-24  
**TURNOVERS BY:** 3, vs. Augustana, 9-14-24  
**TURNOVERS FORCED:** 4, at Northern Iowa, 10-5-24  
**INTERCEPTIONS BY:** 2, at Southeastern Louisiana, 9-21-24, and at Northern Iowa, 10-5-24  
**PASS BREAKUPS:** 7, at Southeastern Louisiana, 9-21-24  
**FUMBLE RECOVERIES:** 2, at Northern Iowa, 10-5-24  
**PUNTS:** 6, at North Dakota State, 10-19-24  
**TIME OF POSSESSION:** 35:17, vs. Incarnate Word, 9-7-24

Beanum's touchdown marked the longest punt return by a Jackrabbit since a 94-yarder for touchdown by Paul Aanonson in the 2007 Great West Football Conference title game against North Dakota State.

SDSU has made a habit out of scoring on punt plays the past two seasons. Over the last 10 games dating back to the 2023 FCS playoffs, the Jacks have scored on four punt plays — two blocked punts and two punt returns.

Last postseason, Matthew Durrance blocked a Villanova punt and returned it 45 yards for a score. A week later, Tucker Large returned a punt 79 yards for a touchdown against UAlbany.

Following Beanum's punt return for touchdown at Southeastern Louisiana, Noah Thompson added a 49-yard return to paydirt Oct. 5 at Northern Iowa following a block by Cullen McShane.

For good measure, Angel Johnson returned the opening kickoff of the Oct. 12 Hobo Day game against Youngstown State 99 yards for a touchdown. Johnson's kick return for TD was the first by a Jackrabbit player since Cade Johnson went 99 yards in a 2017 FCS playoff game versus New Hampshire.

**NO PASSING, NO PROBLEM:** South Dakota State mustered only 76 yards on 8-of-19 passing in its 41-0 shutout victory Sept. 21 at Southeastern Louisiana. The Jacks more than made up for their deficiency in the passing game by rushing for a season-high 341 yards.

The Jackrabbits' 76 passing yards marked their lowest output through the air in a game since an 87-yard outing in the 2022 season opener at Iowa. It also was the fewest passing yards in an SDSU victory since throwing for a mere 70 yards in a 44-3 road win at Southern Illinois during the COVID-altered 2020-21 spring campaign.

**FREUND JOINS COACHING STAFF:** Danny Freund was hired as co-offensive coordinator and quarterbacks coach in January 2024. He will share coordinator duties with Ryan Olson, who has been a member of the SDSU coaching staff since 2021 and will retain duties coaching the offensive line.

Freund spent the last dozen years coaching at the University of North Dakota, including serving as offensive coordinator and quarterbacks coach since 2018. He helped lead the Fighting Hawks to five FCS playoff appearances, as well as a share of the Missouri Valley Football Conference title during the 2020-21 spring season.

Prior to his role as offensive coordinator, Freund had stints coaching UND's running backs, fullbacks and wide receivers. He also held the title of associate head coach during the 2023 season, when the Fighting Hawks averaged 34.1 points per game en route to a postseason berth. He was honored by RII Sports Technology with its GRAPHITE Award, which recognizes excellence and efficiency in play-calling.

Freund was a two-year team captain (2007, 2008) as UND made the transition from NCAA Division II, compiling a 16-6 record as the starting quarterback. He set multiple school passing records before embarking on his coaching career as a graduate assistant at Carthage College in Kenosha, Wisconsin, in 2010. Freund returned to Grand Forks and UND in 2011.

**THE 12TH MAN:** South Dakota State benefited from large crowds throughout the 2023 regular season, averaging 18,208 fans after coming off the program's first national championship.

The Jackrabbits drew their first of four sellout crowds last season when 19,332 fans came out for the Sept. 9 showdown against Montana State, which at the time tied for the second-largest attendance in the seven-year history of Dana J. Dykhouse Stadium. The crowd played a big role in the game, helping factor in nine false-start penalties by Montana State in the game, including six in the final quarter.

The Nov. 4 Dakota Marker game against North Dakota State, which was a rematch from the 2022 FCS national championship game, drew a stadium-record 19,431 fans.

# DANA J. DYKHOUSE STADIUM RECORDS

## YEAR-BY-YEAR RECORDS

2016	6-1
2017	7-1
2018	7-0
2019	5-3
2020-21	5-0
2021	5-2
2022	9-0
2023	9-0
2024	3-0
<b>TOTALS</b>	<b>56-7</b>

## ATTENDANCE TOP 10

Nov. 4, 2023 • vs. North Dakota State	19,431
<b>Sept. 14, 2024 • vs. Augustana</b>	<b>19,376</b>
Oct. 26, 2019 • vs. North Dakota State	19,371
Oct. 14, 2023 • vs. Northern Iowa	19,357
Oct. 8, 2022 • vs. South Dakota	19,332
Sept. 9, 2023 • vs. Montana State	19,332
<b>Oct. 12, 2024 • vs. Youngstown State</b>	<b>19,331</b>
<b>Sept. 7, 2024 • vs. Incarnate Word</b>	<b>19,231</b>
Sept. 30, 2023 • vs. North Dakota	19,231
Oct. 29, 2022 • vs. Indiana State	19,041

Two other crowds last season reached sellout status, with 19,357 fans clicking through the turnstiles for the Oct. 14 Hobo Day game versus Northern Iowa and a total of 19,231 fans in attendance for the Sept. 30 league opener with North Dakota.

SDSU also set program playoff attendance records in all three postseason games the Jackrabbits hosted, highlighted by a crowd of 12,265 for the semifinal game against UAlbany.

Large crowds are continuing to fill Dana J. Dykhous Stadium in 2024 as 19,321 fans — the seventh-largest crowd in stadium history — attended the Sept. 7 season opener. Another sell-out crowd of 19,376 filled the stands Sept. 14 against Augustana to make it the second-largest attendance on record.

The Oct. 12 Hobo Day game versus Youngstown State was the third sellout of the season in as many games, and the Oct. 26 Interstate Series contest versus in-state rival South Dakota also is sold out, giving SDSU eight sellout crowds over the last two seasons.

**DANA J. DYKHOUSE STADIUM:** Jackrabbit football moved into a new home in September of 2016 with the completion of Dana J. Dykhous Stadium.

The stadium, which was constructed in phases on the site of SDSU's previous home field, Coughlin-Alumni Stadium, seats 19,340 spectators and cost \$65 million to build.

Dana J. Dykhous Stadium is being funded through private gifts and long-term revenue streams, including concessions and suite, loge box and ticket sales. Bonds are financing nearly two-thirds of the project's construction, with the remaining dollars coming from private support. Lead gifts totaling \$12.5 million from former Jackrabbit football player and Sioux Falls banker Dana Dykhous and philanthropist T. Denny Sanford were announced in October 2013.

The stadium officially opened Sept. 8, 2016, featuring a concert by country music stars Luke Bryan, Little Big Town and Lee Brice as part of the Jacks Bash opening weekend. The first football game was two days later, on Sept. 10, when the Jackrabbits defeated Drake, 56-28.

SDSU has gone on to post a 56-7 record at Dana J. Dykhous Stadium during its eight-plus seasons of operation, including a 14-1 mark in FCS playoff games. The Jacks' current home winning streak is 24 games (including playoff games), with their last home loss a 26-17 setback to Northern Iowa on Oct. 23, 2021.

In 2023, the Jackrabbits completed their fourth undefeated season while playing at Dana J. Dykhous Stadium, compiling a 9-0 record. SDSU previously posted perfect home records in 2018 (7-0), the 2020-21 spring season (5-0) and 2022 (9-0).

Dana J. Dykhous Stadium was designed by Kansas City-based Crawford Architects, with the construction firm JE Dunn serving as the project manager at risk and Henry Carlson Company of Sioux Falls serving as general contractor.

**JACKS IN THE PROS:** Six former Jackrabbit standouts were on opening day rosters as the 2024 National Football League kicked off last month, continuing the Jackrabbits' long tradition of developing players into pro prospects.

Headlining the list is tight end Dallas Goedert of the Philadelphia Eagles. After being selected in the second round of the 2018 NFL Draft, Goedert has gone on to record 331 receptions for 3,890 yards and 22 touchdowns in seven seasons. In helping lead the Eagles to the Super Bowl during the 2022 season, Goedert caught 55 passes for 702 yards and three touchdowns. He ranks second on the Eagles for receptions (24) and receiving yards (301) during the 2024 season, including posting a career day of 10 catches for 170 yards Sept. 22 against New Orleans.

Also at tight end is second-year pro Tucker Kraft with the Green Bay Packers. A third-round pick in 2023, Kraft turned in a strong second half to his rookie season, finishing the year with 31 catches for 355 yards and a pair of touchdowns. He is tied for the team lead with four touchdown receptions while ranking third on the squad with 21 catches and 264 receiving yards.

## PRONUNCIATION GUIDE

### COACHES

Danny Freund	froid
Jake/Pete Menage	MEN-age

### PLAYERS

Jack Amer	AIM-er
Steven Arrell	ah-RELL
Max Baloun	bah-LOON
Evan Beerntsen	BURNT-sen
Brenden Begeman	BEG-ah-man
Matthew Durrance	durr-ANTS
Caleb Franci	FRANCE-III
Grahm Goering	GORE-ing
Mark Gronowski	grow-NOW-ski
Colby Huerter	HURT-er
Randy Keumogne	cah-MOAN-yay
Isaac Kracl	KROTZ-ill
Aaron Kusler	COOSE-ler
Daeton Mcgaughy	Mc-GOY
Joe Ollman	OHL-man
William Paepke	PAP-key
Kentrell Prejean	KEN-trell PRAY-john
Dawson Ripperda	RIP-er-dah
Noah St-Juste	saint-JOOST
Jace Sifore	CY-for
Davin Stoffel	STAW-full
Ethan Vibert	VY-bert
Griffin Wilde	WILL-dee

Linebacker Christian Rozeboom earned a Super Bowl ring with the Rams during the 2021 season. A member of the Rams' practice squad in 2020, Rozeboom made his NFL debut with the Kansas City Chiefs early in 2021 before returning to Los Angeles and seeing action mostly on special teams for the Rams for the remainder of the regular season and postseason.

Rozeboom earned a starting spot in 2023 and ranked fourth on the team with 79 tackles while adding an interception. He has registered 48 tackles so far in 2024 to rank second on the team.

Running back Pierre Strong, Jr., who was drafted in 2022 by New England, is currently in his second year with the Cleveland Browns. He has seen most of his action special teams, returning six kickoffs for 149 yards (24.8 ypr). Strong also has recorded five receptions for 65 yards and has rushed 15 times for 56 yards in five games so far this season. For his career, Strong has averaged 5.1 yards per carry while rushing for two touchdowns, and has caught 18 passes for 163 yards. He had his best game of the season thus far with 78 all-purpose yards Oct. 13 at Philadelphia.

SDSU had two more players selected in the NFL Draft in 2024 when Mason McCormick was taken in the fourth round by Pittsburgh and Isaiah Davis was a fifth-round pick of the New York Jets.

McCormick made his first career start in a Week 4 game against Indianapolis while Davis has registered 18 yards on four carries and has returned seven kickoffs for 179 yards (25.6 ypr) in limited action thus far in 2024.

Six others who played on both Jackrabbit national championship teams later signed as free agents: cornerback DyShawn Gales (Cleveland); offensive tackle Garret Greenfield (Seattle); tight end Zach Heins (Los Angeles Chargers); wide receivers Jadon and Jaxon Janke (Houston), and linebacker/safety Isaiah Stalbird (New Orleans). Greenfield and Stalbird were later assigned to their respective teams' practice squads.

Stalbird has spent time on the active roster and has been credited with three tackles in three games.

Headlining the list of Jackrabbit pro football alumni are Hall of Famer Jim Langer and the NFL's career scoring leader, Adam Vinatieri.

Langer who played football at SDSU from 1967-69 and also was an All-American in baseball, played center on every offensive down during the Miami Dolphins' perfect season in 1972. He was a first-team All-Pro four times and was selected to play in six Pro Bowl games. He played in three Super Bowl games with the Dolphins from 1970-79 before finishing his career with the Minnesota Vikings from 1980-81. Langer passed away in September 2019.

Vinatieri wrapped up his playing career after becoming the NFL's all-time scoring leader in 2018 as a member of the Indianapolis Colts. Over Vinatieri's 24 seasons from 1996-2019, his totals include NFL bests of 599-of-715 on field goal attempts, 83.8 percent, and 2,673 career points. He also ranks second in career extra points with 874.

In all, Vinatieri set 15 NFL records, including 21 100-point seasons.

**ROGERS SHOW:** The Jimmy Rogers Radio Show airs throughout the 2024 season.

The weekly, hour-long show originates in front of a live audience at 6 p.m. Mondays at Cubby's Sports Bar and Grill in downtown Brookings. Hosted by Tyler Merriam, the show airs along the Jackrabbit Sports Network, including flagship station WNAX 570 AM, and can be heard through the Jackrabbit app and online at GoJacks.com.

Weekly segments include interviews with Jackrabbit coaches, student-athletes and others associated with SDSU football. Fans in attendance can register for prizes.

**A LOOK AHEAD:** The Jackrabbits close out a two-game homestand by hosting Murray State on Nov. 2. Kickoff is slated for 2 p.m. at Dana J. Dykhouse Stadium.

Next week's game will mark the first-ever meeting between the two squads. Murray State joined the Missouri Valley Football Conference at the start of the 2023 season.



# DEPTH CHART vs. SOUTH DAKOTA

## OFFENSE

<b>LT</b>	69	Quinten Christensen, 6-5, 300, So., Wessington Springs, S.D.
	62	Kenyon BigBow, 6-5, 295, R-Fr., Anadarko, Okla.
<b>LG</b>	64	Ethan Vibert, 6-4, 310, Sr., Regina, Saskatchewan
or	77	William Paepke, 6-5, 295, R-Fr., Rapid City, S.D.
<b>C</b>	50	GUS MILLER, 6-3, 295, Sr., Brookings, S.D.
	74	Shane Willenbring, 6-4, 285, Fr., La Crosse, Wis.
<b>RG</b>	61	EVAN BEERNTSEN, 6-4, 300, Sr., De Pere, Wis.
	54	Jalen Lee, 6-3, 310, Sr., Robbins, Ill.
<b>RT</b>	78	Marcus Hicks, 6-6, 320, Sr., Wichita, Kan.
or	76	Sam Hagen, 6-6, 315, Jr., Fordville, N.D.
	68	Nick Bakken, 6-5, 275, Fr., Whitefish Bay, Wis.
<b>TE</b>	87	Davin Stoffel, 6-6, 250, R-Fr., Mosinee, Wis.
(Y)	89	Brody Gormley, 6-7, 245, So., Topeka, Kan.
<b>TE</b>	83	David Alpers, 6-6, 240, So., Sioux Falls, S.D.
or	44	Kevin Brenner, 6-3, 240, Sr., Silver Lake, Wis.
	43	Andrew Gustad, 6-1, 235, So., Volin, S.D.
<b>WR</b>	12	Grahm Goering, 6-2, 200, Jr., Iowa City, Iowa
(X)	6	Elijah Ervin, 6-1, 195, Jr., Phoenix, Ariz.
	80	Lofton O'Groske, 6-2, 200, Fr., Coon Rapids, Minn.
<b>WR</b>	4	Kentrell Prejean, 5-8, 160, R-Fr., Lafayette, La.
(W)	15	Devon Cole Jr., 5-10, 185, Sr., Clermont, Fla.
<b>WR</b>	18	Griffin Wilde, 6-2, 200, So., Sioux Falls, S.D.
(Z)	2	Marcus Preston, 6-2, 200, Sr., Lawrence, Kan.
or	19	Jack Smith, 6-0, 190, Fr., Sioux Falls, S.D.
<b>QB</b>	11	MARK GRONOWSKI, 6-3, 225, Sr., Naperville, Ill.
	7	Chase Mason, 6-4, 230, Jr., Hurley, S.D.
	5	Jon Bell, 6-3 195, Jr., Naperville, Ill.
<b>RB</b>	3	Amar Johnson, 5-10, 200, Sr., O'Fallon, Mo.
	21	Angel Johnson, 5-9, 195, Jr., Viborg, S.D.
or	20	Kirby Vorhees, 5-11, 205, R-Fr., Lutz, Fla.

Returning starters indicated in CAPS

## DEFENSE

<b>DE</b>	57	Levi Vanden Bos, 6-3, 250, Jr., Rock Valley, Iowa
	90	Randy Keumonge, 6-2, 240, Sr., Oakdale, Minn.
<b>NT</b>	93	Max Baloun, 6-6, 285, Jr., Redfield, S.D.
	96	Bryce Hawthorne, 6-3, 285, R-Fr., Osseo, Minn.
or	51	Logan Green, 6-4, 290, So., Northboro, Iowa
<b>DT</b>	52	JAROD DePRIEST, 6-5, 285, Sr., Trivoli, Ill.
	55	Aaron Wolfcale-Holsten, 6-2, 285, Jr., Gilbert, Ariz.
<b>DE</b>	94	Kobe Clayborne, 6-0, 275, Jr., Sioux City, Iowa
	99	Dawson Ripperda, 6-4, 245, So., Larchwood, Iowa
or	95	Zac Wilson, 6-4, 245, Sr., Chipley, Fla.
<b>LB</b>	29	Graham Spalding, 6-2, 210, Sr., Oviedo, Fla.
(Will)	0	Daeton Mcgaughy, 6-0, 205, Sr., Elwood, Kan.
or	40	Aaron Kusler, 6-3, 230, Sr., Sioux Falls, S.D.
<b>LB</b>	32	ADAM BOCK, 6-1, 225, Sr., Solon, Iowa
(Mike)	11	Joe Ollman, 6-1, 225, So., Mequon, Wis.
or	5	Cullen McShane, 6-2, 230, So., Marquette, Iowa
<b>LB</b>	9	Caleb Francl, 6-1, 195, Sr., Grand Island, Neb.
(Sam)	0	Daeton Mcgaughy, 6-0, 205, Sr., Elwood, Kan.
	28	Chase Van Tol, 6-1, 200, R-Fr., Tea, S.D.
<b>LCB</b>	22	Colby Humphrey, 5-11, 185, Sr., Birmingham, Ala.
	4	Steven Arrell, 6-3, 195, Sr., Brooklyn Park, Minn.
<b>FS</b>	23	Matthew Durrance, 6-2, 215, Jr., Lutz, Fla.
or	1	Tucker Large, 5-11, 185, Jr., Sioux Falls, S.D.
	26	Kolten Tilford, 5-9, 180, R-Fr., North Platte, Neb.
<b>SS</b>	14	Colby Huerter, 6-1, 205, Sr., Katy, Texas
	27	Noah Thompson, 6-0, 185, So., Brandon, S.D.
<b>LCB</b>	7	DALYS BEANUM, 6-1, 200, Sr., Omaha, Neb.
	2	Myles Taylor, 6-1, 175, Jr., Gilbert, Ariz.

## SPECIAL TEAMS

<b>PK</b>	10	HUNTER DUSTMAN, 6-4, 225, Sr., East Bethel, Minn.
	99	Jack Stevens, 6-0, 160, Fr., North Augusta, S.C.
<b>P</b>	10	HUNTER DUSTMAN, 6-4, 225, Sr., East Bethel, Minn.
	41	Max Pelham, 6-1, 195, Jr., Ankeny, Iowa
<b>Long Snaps</b>	37	KAYDON OLIVIA, 5-11, 215, Jr., Schertz, Texas
	19	Jack Smith, 6-0, 190, Fr., Sioux Falls, S.D.
or	59	Carson Strohbeen, 6-1, 210, R-Fr., Sioux City, Iowa
<b>Holder</b>	5	Jon Bell, 6-3 195, Jr., Naperville, Ill.
	41	Max Pelham, 6-1, 195, Jr., Ankeny, Iowa
<b>KOR</b>	20	Kirby Vorhees, 5-11, 205, R-Fr., Lutz, Fla.
	21	Angel Johnson, 5-9, 195, Jr., Viborg, S.D.
or	34	Maxwell Woods, 5-10, 185, Fr., Carver, Minn.
<b>PR</b>	7	Dalys Beanum, 6-1, 200, Sr., Omaha, Neb.
	4	Kentrell Prejean, 5-8, 160, R-Fr., Lafayette, La.



# South Dakota State University JACKRABBITS

## 2024 Football Roster

No.	NAME	Pos	Ht	Wt	Yr	HOMETOWN	No.	NAME	Pos	Ht	Wt	Yr	HOMETOWN
0	Daeton Mcgaughy	LB	6-0	205	Sr.	Elwood, Kan.	44	Kevin Brenner	TE	6-3	240	Sr.	Silver Lake, Wis.
1	Tucker Large	S	5-11	185	Jr.	Sioux Falls, S.D.	45	Boden Schiller	LB	6-1	200	Fr.	Volga, S.D.
2	Marcus Preston	WR	6-2	200	Sr.	Lawrence, Kan.	46	Blake Leiferman	TE	6-5	250	Fr.	Kimball, S.D.
2	Myles Taylor	CB	6-1	175	Jr.	Gilbert, Ariz.	47	Kytan Fyfe	LB	6-2	205	R-Fr.	Grand Island, Neb.
3	Amar Johnson	RB	5-10	205	Sr.	O'Fallon, Mo.	48	Jack Nash	LB	6-1	185	Fr.	Palmer, Alaska
3	Dontay Johnson	S	6-2	190	So.	Fort Collins, Colo.	49	Beau Baker	TE	6-6	250	Fr.	Springfield, Ky.
4	Steven Arrell	CB	6-3	200	Sr.	Brooklyn Park, Minn.	50	Gus Miller	OL	6-3	295	Sr.	Brookings, S.D.
4	Kentrell Prejean	WR	5-8	160	R-Fr.	Lafayette, La.	50	Nick Wells	DE	6-4	260	R-Fr.	Sioux City, Iowa
5	Jon Bell	QB	6-3	195	Jr.	Naperville, Ill.	51	Logan Green	DT	6-4	290	So.	Northboro, Iowa
5	Cullen McShane	LB	6-2	230	So.	Marquette, Iowa	52	Jarod DePriest	DT	6-5	285	Sr.	Trivoli, Ill.
6	Elijah Ervin	WR	6-1	195	Jr.	Phoenix, Ariz.	53	Joseph Vieth	LB	6-3	210	Fr.	Omaha, Neb.
6	Jalen B. Lee	CB	6-0	200	So.	Wentzville, Mo.	54	Jalen Lee	OL	6-3	310	Sr.	Robbins, Ill.
7	Dalys Beanum	CB	6-1	200	Sr.	Omaha, Neb.	55	Aaron Wolfcale-Holsten	DT	6-2	285	Jr.	Gilbert, Ariz.
7	Chase Mason	QB	6-4	230	Jr.	Hurley, S.D.	56	Fernando Lecuona	DE	6-2	240	Fr.	Omaha, Neb.
8	Sammy Dresie	WR	6-2	185	Fr.	Maize, Kan.	57	Levi Vanden Bos	DE	6-3	250	Jr.	Rock Valley, Iowa
8	Blake Peterson	DE	6-4	255	Grad.	Beresford, S.D.	58	Jackson Kerstin	OL	6-4	280	R-Fr.	Naperville, Ill.
9	Caleb Franci	LB	6-1	195	Sr.	Grand Island, Neb.	59	Carson Strohbeen	LS	6-1	210	R-Fr.	Sioux City, Iowa
10	Hunter Dustman	K/P	6-4	225	Sr.	East Bethel, Minn.	61	Evan Beerntsen	OL	6-4	300	Sr.	De Pere, Wis.
11	Mark Gronowski	QB	6-3	230	Sr.	Naperville, Ill.	62	Kenyon BigBow	OL	6-5	295	R-Fr.	Anadarko, Okla.
11	Joe Ollman	LB	6-1	225	So.	Mequon, Wis.	63	Kyan Rauk	OL	6-8	285	Fr.	Northfield, Minn.
12	Grahm Goering	WR	6-2	200	Jr.	Iowa City, Iowa	64	Ethan Vibert	OL	6-4	310	Sr.	Regina, Saskatchewan
13	Jack Amer	QB	6-2	215	R-Fr.	Gilbert, Ariz.	66	Rhett Schaefer	DE	6-3	240	Fr.	Walcott, Iowa
13	Aydan Dautermann	CB	6-0	185	Jr.	Hartford, Wis.	67	Ian Mutchler	OL	6-4	280	R-Fr.	Morton, Ill.
14	Colby Huerter	S	6-1	205	Sr.	Katy, Texas	68	Nick Bakken	OL	6-5	275	Fr.	Whitefish Bay, Wis.
15	Devon Cole Jr.	WR	5-10	185	Sr.	Clermont, Fla.	69	Quinten Christensen	OL	6-5	300	Fr.	Wessington Springs, S.D.
15	Hudson Metcalf	LB	6-2	215	Sr.	Soldotna, Alaska	71	Max Chapman	DT	6-2	300	Fr.	Creston, Iowa
16	Jack Henry	QB	6-2	205	Fr.	Dell Rapids, S.D.	72	Hayden Venenga	OL	6-6	290	Fr.	Willmar, Minn.
16	Noah St-Juste	CB	5-10	175	R-Fr.	Montreal, Quebec	73	Caden Hotz	OL	6-2	280	Fr.	Waverly, Iowa
17	Abe Hoskins III	CB	6-1	195	Sr.	Omaha, Neb.	74	Shane Willenbring	OL	6-4	285	Fr.	La Crosse, Wis.
17	Jack Thue	QB	6-2	190	Fr.	Brandon, S.D.	75	Dawson Rudd	OL	6-6	290	So.	Claremore, Okla.
18	Griffin Wilde	WR	6-2	200	So.	Sioux Falls, S.D.	76	Sam Hagen	OL	6-6	315	Jr.	Fordville, N.D.
19	Jack Smith	WR	6-0	190	Fr.	Sioux Falls, S.D.	77	William Paepke	OL	6-5	295	R-Fr.	Rapid City, S.D.
20	Kirby Vorhees	RB	5-11	205	R-Fr.	Lutz, Fla.	78	Marcus Hicks	OL	6-6	320	Sr.	Wichita, Kan.
21	Angel Johnson	RB	5-9	195	Jr.	Viborg, S.D.	79	Thomas Martian	OL	6-3	280	Fr.	Rapid City, S.D.
22	Colby Humphrey	CB	5-11	185	Sr.	Birmingham, Ala.	80	Lofton O'Groske	WR	6-2	200	Fr.	Coon Rapids, Minn.
23	Matthew Durrance	S	6-2	215	Jr.	Lutz, Fla.	81	Joey Neumann	TE	6-4	235	R-Fr.	Antioch, Ill.
24	Brenden Begeman	RB	6-2	220	R-Fr.	Selby, S.D.	82	Ky Oday Jr.	WR	5-11	180	So.	Denver, Colo.
25	Cale Reeder	S	6-0	190	Sr.	Yorkville, Ill.	83	David Alpers	TE	6-6	240	So.	Sioux Falls, S.D.
26	Kolten Tilford	S	5-9	180	R-Fr.	North Platte, Neb.	84	Joe Randle	WR	6-3	205	R-Fr.	St. Anthony, Minn.
27	Noah Thompson	S	6-0	185	So.	Brandon, S.D.	85	Joe Roll	WR	5-9	180	R-Fr.	Gretna, Neb.
28	Chase Van Tol	LB	6-1	200	R-Fr.	Tea, S.D.	86	Patrick Hoffmann	WR	6-1	195	Sr.	Naperville, Ill.
29	Graham Spalding	LB	6-2	215	Sr.	Oviedo, Fla.	87	Davin Stoffel	TE	6-6	250	R-Fr.	Mosinee, Wis.
30	Cody Cotton	CB	6-0	170	Jr.	Pleasant Prairie, Wis.	88	Greyton Gannon	TE	6-4	235	So.	Eagle, Wis.
31	Trey Ridley	S	6-1	200	Fr.	Overland Park, Kan.	89	Brody Gormley	TE	6-7	245	So.	Topeka, Kan.
32	Adam Bock	LB	6-1	225	Sr.	Solon, Iowa	90	Randy Keumogne	DE	6-3	240	Sr.	Oakdale, Minn.
33	Bryce Johnson	LB	6-3	215	So.	Parker, Colo.	91	Jace Sifore	DT	6-4	290	So.	Howard, S.D.
34	Maxwell Woods	RB	5-10	185	Fr.	Carver, Minn.	92	Sam Watts	DE	6-3	245	Fr.	Cedar Rapids, Iowa
35	Quinton Renfro	RB	5-11	185	Fr.	Joplin, Mo.	93	Max Baloun	DT	6-6	285	Sr.	Redfield, S.D.
36	Dane Miller	WR	6-3	185	So.	Hardy, Neb.	94	Kobe Clayborne	DT	6-0	275	Jr.	Sioux City, Iowa
37	Kaydon Olivia	LS	5-11	215	Jr.	Schertz, Texas	95	Zac Wilson	DE	6-4	245	Sr.	Chipley, Fla.
37	Carsten Reynolds	LB	6-3	205	Fr.	Sedro-Wooley, Wash.	96	Bryce Hawthorne	DT	6-3	285	R-Fr.	Osseo, Minn.
38	Max Stanard	S	5-11	190	Fr.	Manhattan, Kan.	96	Jackson Isakson	K/P	6-2	190	R-Fr.	Aberdeen, S.D.
40	Brayden Delahoyde	TE	6-5	220	Fr.	Spearfish, S.D.	97	Reis Kirschenman	DE	6-4	245	R-Fr.	Tea, S.D.
40	Aaron Kusler	LB	6-3	230	Sr.	Sioux Falls, S.D.	98	Mac Muller	DT	6-1	270	Fr.	Osage, Iowa
41	Max Pelham	P	6-1	195	Jr.	Ankeny, Iowa	99	Dawson Ripperda	DE	6-4	245	So.	Larchwood, Iowa
42	Anthony Palano	LB	6-1	210	Fr.	Arlington Heights, Ill.	99	Jack Stevens	K	6-0	160	Fr.	North Augusta, S.C.
43	Andrew Gustad	TE	6-1	235	So.	Volin, S.D.							

# #1/1 SDSU 37, #4/9 SOUTH DAKOTA 3

Oct. 28, 2023 • DakotaDome (Att.: 9,458)

VERMILLION — Top-ranked South Dakota State shrugged off a bit of a sluggish start to score on its final seven possessions of the game in a 37-3 victory over South Dakota in a battle of Missouri Valley Football Conference unbeaten Oct. 28 at the DakotaDome.

The Jackrabbits, who ran their winning streak to 22 games dating back to early in the 2022 season, improved to 8-0 overall and took over sole possession of the league lead with a 5-0 record. USD, which entered the game ranked fourth in the Stats Perform media poll and ninth by the Football Championship Subdivision coaches, dropped to 6-2 overall and 4-1 in the MVFC.

USD held the advantage in the opening quarter, putting up the lone points of the opening stanza on the first drive of the game. The Coyotes put together an 11-play, 42-yard drive that ended with a 50-yard field goal by Will Leyland.

Flipping to the second quarter, the Jackrabbits began to assert themselves on both sides of the ball, starting with a methodical, 14-play, 93-yard drive that included three conversions on third-down plays. Jadon Janke took the ball on a reverse and scored from seven yards out for the first touchdown of the game.

On the next SDSU possession, the Jackrabbits needed only four plays to score. A 30-yard pass play from Mark Gronowski to Jadon Janke set up a 20-yard touchdown run by Amar Johnson for a 14-3 SDSU lead.

SDSU kept the momentum firmly in its favor on the ensuing possession when Tucker Large batted an Aidan Bouman pass and came away with the interception in Jackrabbit territory in the final minute of the half after a second deflection. The Jackrabbits cashed by moving 40 yards to set up a career-long 49-yard field goal by Hunter Dustman at the first-half horn.

Dustman added field goals of 22 and 47 yards in the third quarter to push the Jackrabbit advantage to 23-3 while the SDSU defense continued to keep the Coyote offense at bay. Dustman's first field goal of the second half was set up by a 52-yard catch and run by Jaxon Janke.

The Jackrabbits continued to put together sustained scoring drives in the fourth quarter. Amar Johnson scored on his second 20-yard touchdown run of the game to cap an 11-play, 72-yard drive midway through the period and Angel Johnson put the end to an eight-play, 67-yard drive by the second-string offense in the closing minutes.

SDSU finished with a 473-183 advantage in total offense, including a 266-50 margin in rushing. The Jackrabbits also accumulated a season-best 35 minutes and 59 seconds in possession time. Isaiah Davis led the rushing attack by committee with 69 yards on 17 carries, followed by 66 yards on eight carries by Amar Johnson. Angel Johnson added 52 yards on seven carries.

Gronowski ended the afternoon 13-of-19 passing for 207 yards. Jaxon Janke tallied 93 yards on his three receptions, with twin brother, Jadon, adding three catches for 55 yards. Davis also caught three passes for 32 yards.

USD was led in the rushing department by Travis Theis with 29 yards on nine carries. J.J. Galbreath paced Coyote receivers with eight catches for 65 yards, while Bouman finished with 133 yards on 17-of-31 passing.

Jason Freeman and Isaiah Stalbird each tallied seven tackles to lead the Jackrabbits, with Stalbird adding SDSU's second interception of the game in the fourth quarter. Dalys Beanum contributed two pass breakups.

Coyote defenders Brock Mogensen and Dennis Shorter led all players with 12 tackles each.



Amar Johnson scored on a pair of 20-yard touchdown runs to help lead a Jackrabbit offense that rushed for 266 yards in a 37-3 victory at South Dakota on Oct. 28.

SCORE BY QUARTERS	1	2	3	4	FINAL
South Dakota State (8-0, 5-0)	0	17	6	14	37
South Dakota (6-2, 4-1)	3	0	0	0	3


## SCORING SUMMARY

1st	9:30	USD	Will Leyland 50 yd field goal
2nd	7:15	SDSU	Jadon Janke 7 yd run (Hunter Dustman kick)
2nd	1:57	SDSU	Amar Johnson 20 yd run (Dustman kick)
2nd	00:00	SDSU	Dustman 49 yd field goal
3rd	11:24	SDSU	Dustman 22 yd field goal
3rd	3:06	SDSU	Dustman 47 yd field goal
4th	8:25	SDSU	Amar Johnson 20 yd run (Dustman kick)
4th	00:55	SDSU	Angel Johnson 4 yd run (Dustman kick)

TEAM STATISTICS	SDSU	USD
FIRST DOWNS	25	13
RUSHES-YARDS (NET)	42-266	21-50
PASSING YDS (NET)	207	133
Passes Att-Comp-Int	21-13-1	31-17-2
TOTAL OFFENSE PLAYS-YARDS	63-473	52-183
Punt Returns-Yards	2-4	1-4
Kickoff Returns-Yards	1-14	1-14
Interception Returns-Yards	2-0	1-0
Punts (Number-Avg)	1-49.0	5-42.2
Fumbles-Lost	0-0	0-0
Penalties-Yards	6-35	4-28
Possession Time	35:59	24:01
Third-Down Conversions	7 of 10	4 of 11
Fourth-Down Conversions	0 of 0	1 of 1
Red-Zone Scores-Chances	5-5	0-0
Sacks By: Number-Yards	1-4	0-0

**RUSHING LEADERS:** SDSU - Isaiah Davis 17-69; Amar Johnson 8-66; Angel Johnson 7-52; Mark Gronowski 7-43; Chase Mason 2-29; Jadon Janke 1-7. USD - Travis Theis 9-29; Charles Pierre Jr., 7-25. **PASSING LEADERS:** SDSU - Mark Gronowski 13-19-1 207; Chase Mason 10-1-0 0. USD - Aidan Bouman 17-31-2 133. **RECEIVING LEADERS:** SDSU - Jason Janke 3-93; Jadon Janke 3-55; Isaiah Davis 3-32; Michael Morgan 2-12; Amar Johnson 1-8; Angel Johnson 1-7. USD - J.J. Galbreath 8-65; Travis Theis 4-20; Jack Martens 2-16; Carter Bell 1-19; Keyondre Jones 1-7; Charles Pierre Jr. 1-6. **INTERCEPTIONS:** SDSU - Tucker Large 1-0; Isaiah Stalbird 1-0. USD - Shahid Barros 1-0. **SACKS:** SDSU - Cade Terveer 1.0-4. USD - none. **TACKLE LEADERS (UA-A-TOT):** SDSU - Jason Freeman 6-1-7; Isaiah Stalbird 4-2-6; Adam Bock 4-2-6; Tucker Large 3-1-4; Cale Reeder 3-1-4. USD - Dennis Shorter 2-10-12; Brock Mogensen 6-6-12; Myles Harden 4-3-7; Caleb McKenzie 5-1-6; Blake Holden 0-6-6.





# JIMMY ROGERS

## Head Coach • Second Season

### Alma Mater: South Dakota State, 2009

Jimmy Rogers was introduced as the 21st head football coach in South Dakota State University history on Jan. 20, 2023, continuing his long association with Jackrabbit football that began as a student-athlete and has continued through the coaching ranks.

In his first season as a head coach, Rogers led the Jackrabbits to their second consecutive Football Championship Subdivision national title and finished the 2023 campaign with a perfect 15-0 record. SDSU held the top spot in both major FCS polls throughout the 2023 season and carried a 29-game winning streak — the third-longest winning streak in subdivision history — into his second season. He became the second SDSU head coach in as many years to be honored with the Eddie Robinson Award as the top FCS coach, joining his mentor, John Stiegelmeier, in 2022.

SDSU led the FCS ranks 10 different statistical categories on both sides of the ball in 2023, most notably scoring defense (9.3 points per game), total defense (257.2 yards per game), team passing efficiency (174.26) and third-down conversion percentage (.535). The Jackrabbits raised their level of play during their four-game postseason run, outscoring the opposition by a combined 146-15, including posting a pair of shutouts.

Six members of the 2023 team were honored on All-America teams, including Walter Payton Award winner Mark Gronowski at quarterback. In addition, a total of eight players were either drafted or signed free agent NFL contracts.

Rogers also played an integral role in the Jackrabbits winning their first national title in football during the 2022 season by directing a defense that led the Football Championship Subdivision in rushing defense by allowing only 88.1 yards per game on the ground. SDSU tied for the FCS lead with 18 interceptions and also ranked second in total defense (274.1 yards per game), third in scoring defense (15.8 points per game) and fourth in turnovers gained (26).

The Jackrabbits finished the 2022 season on a 14-game winning streak and held the No. 1 ranking in both the Stats Perform media poll and FCS coaches' poll the final two months of the year.

Rogers was honored as the 2022 FCS Coordinator of the Year by FootballScoop.com, and also was selected to participate in the AFCA's 35 Under 35 Coaches Leadership Institute.

A former standout defensive player for South Dakota State, Rogers returned to his alma mater in June 2013 to coach the Jackrabbit linebackers.

The 2022 campaign marked his first — and only — season as the team's sole defensive coordinator duties after sharing the role for three seasons. He previously was elevated to assistant head coach after the 2019 campaign.

In his first season, Rogers directed a linebacking corps whose three regular starters — R.C. Kilgore, T.J. Lally and Charles Elmore — combined for 290 tackles. Kilgore led the team with 134 tackles and also led the nation with five fumble recoveries en route to first-team all-Missouri Valley Football Conference recognition.

Rogers again coached a 100-tackle performer in 2014 as Lally led the squad with 117 tackles en route to earning second-team all-MVFC recognition.

The 2015 Jackrabbit linebacking crew again featured the squad's top two tacklers as Lally turned in the third 100-tackle season of his career with a team-best 102 stops and Jesse Bobbit added 97 tackles. Lally received second-team all-MVFC recognition for the third time, while Bobbit was an honorable mention selection.

Under Rogers' guidance, Christian Rozeboom burst onto the Football Championship landscape in 2016 by being named MVFC Freshman of the Year and finishing second in the balloting for the STATS FCS Jerry Rice Award as the top freshman in the Football Championship Subdivision after tallying a team-best 132 tackles.

Rogers' linebacking corps again earned multiple awards en route to the FCS title game during the 2020-21 season that was moved to the spring. The team's starters ranked as the top three tacklers during the 10-game season as Adam Bock (74 tackles), Logan Backhaus (72 tackles) and Preston Tetzlaff (70 tackles) paced the squad. Backhaus was honored on a number of All-America teams, while Bock was a freshman All-America honoree and Tetzlaff was awarded the NCAA Elite 90 Award at the national championship.

In all, Rogers coached a 100-tackle linebacker in eight of his 10 seasons leading the position group.

A native of Hamilton, Arizona, Rogers previously served as a graduate assistant at both SDSU (2010-11) and Florida Atlantic University in Boca Raton, Florida (2012).

As a player, Rogers lettered for the Jackrabbits from 2006-09 and was a two-time all-conference selection. He led both the team and the Great West Football Conference with 110 tackles in 2007 as South Dakota State claimed the league title and Rogers was a first-team all-GWFC selection. He again led the squad in tackles in 2008 with 93 en route to earning second-team all-Missouri Valley Football Conference honors.

He was a captain on the Jackrabbits' first FCS playoff team in 2009, recording 66 tackles his senior season to finish his four-year career with 312 stops in 46 games. He also intercepted three passes and forced three fumbles in an SDSU uniform.

## THE ROGERS FILE

### AS HEAD COACH

- 20-2 record in two seasons
- 2023 Eddie Robinson Award recipient
- Led South Dakota State to first perfect season in program history
- 2023 Missouri Valley Football Conference champion

### AS AN ASSISTANT COACH

- Team Record of 97-36 over 10 Seasons as a full-time assistant coach
- 10 Consecutive FCS Playoff Berths
- 2022 FCS National Champions
- Linebackers Coach (2013-22)
- Co-Defensive Coordinator (2019-21)
- Defensive Coordinator (2022)
- FootballScoop.com FCS Coordinator of the Year (2022)
- AFCA 35 Under 35 Coaches Leadership Institute (2022)

### AS A PLAYER

- Four-Year Letterman (2006-09)
- Team Captain (2009)
- First-Team All-Great West Football Conference (2007)
- Second-Team All-Missouri Valley Football Conference (2008)
- Two-Time Team Tackles Leader (110 in 2007, 93 in 2008)
- Career Totals Included: 312 Tackles, 3 Interceptions and 3 Forced Fumbles



# 7-DALYS BEANUM

6-0, 200, Senior • Cornerback

Omaha, Nebraska (Millard West H.S.)

## FOOTBALL HONORS AND HIGHLIGHTS:

- All-Missouri Valley Football Conference Honorable Mention (2022, 2023)
- MVFC Commissioner's List of Academic Excellence (2021)
- MVFC Honor Roll (2020-21, 2021, 2023)

## OTHER CAREER NOTES:

- Tied for third on SDSU career charts with 12 interceptions
- Led team in interceptions in both 2021 (4) and 2023 (5)
- Returned interceptions for touchdowns against Dixie State [Utah Tech] (36 yards) and UC Davis (59 yards) during 2021 season
- Recorded 88-yard punt return for touchdown at Southeastern Louisiana on Sept. 21, 2024

## SDSU CAREER INTERCEPTIONS

1. Charlie Clarksean, 1970-73.....	14
2. Mark Struck, 1991-95 .....	13
3. Mike Jaunich, 1991-94 .....	12
Wayne Rasmussen, 1961-63 .....	12
<b>Dalys BeNUM, 2020-present .....</b>	<b>12</b>
6. Dan Dummermuth, 1979-81 .....	11
7. Mike Breske, 1976-80 .....	10
Jim Smith, 1982-83 .....	10
Greg Osmundson, 1986-89 .....	10
Chris Coauette, 2001-04 .....	10
Tyler Koch, 2004-07 .....	10
Conrad Kjerstad, 2007-10 .....	10
Je Ryan Butler, 2012-15 .....	10

## DALYS BEANUM'S CAREER STATISTICS

YEAR	G	SOLO	AST	TOTAL	TFL-Yds	SACK-Yds	PBU	INT-Yds	BK	FR-Yds	FF
2020-21	7	1	1	2	0-0	0-0	1	0-0	0	0-0	0
2021	15	12	8	20	2.5-3	0-0	1	4-96	0	0-0	1
2022	15	27	10	37	0.5-2	0-0	9	2-10	1	1-0	0
2023	15	15	14	29	0-0	0-0	7	5-66	0	0-0	0
2024	7	17	8	25	0.5-1	0-0	1	1-50	0	0-0	1
<b>CAREER</b>	<b>59</b>	<b>72</b>	<b>41</b>	<b>113</b>	<b>3.5-6</b>	<b>0-0</b>	<b>19</b>	<b>12-222</b>	<b>1</b>	<b>1-0</b>	<b>2</b>

## DALYS BEANUM'S 2020-21 GAME-BY-GAME STATISTICS

Game	Solo	Ast	Total	TFL-Yds	Int-Yds	PBU	FF	FR
Western Illinois	0	1	1	0-0	0-0	1	0	0
Southern Illinois	0	0	0	0-0	0-0	0	0	0
North Dakota St.	0	0	0	0-0	0-0	0	0	0
Holy Cross	0	0	0	0-0	0-0	0	0	0
Southern Illinois	1	0	1	0-0	0-0	0	0	0
Delaware	0	0	0	0-0	0-0	0	0	0
Sam Houston	0	0	0	0-0	0-0	0	0	0
<b>Season Totals</b>	<b>1</b>	<b>1</b>	<b>2</b>	<b>0-0</b>	<b>0-0</b>	<b>1</b>	<b>0</b>	<b>0</b>

## DALYS BEANUM'S 2021 GAME-BY-GAME STATISTICS

Game	Solo	Ast	Total	TFL-Yds	Int-Yds	PBU	FF	FR
Colorado State	2	1	3	0-0	0-0	0	0	0
Lindenwood	1	0	1	0-0	0-0	0	0	0
Indiana State	0	3	3	0.5-0	0-0	0	0	0
Dixie State	1	1	2	0.5-1	1-36	0	0	0
Southern Illinois	1	1	2	0-0	0-0	0	0	0
Western Illinois	1	0	1	1.0-2	0-0	0	0	0
Northern Iowa	0	1	1	0-0	0-0	0	0	0
Youngstown St.	0	1	1	0.5-0	0-0	0	0	0
North Dakota St.	0	0	0	0-0	0-0	0	0	0
South Dakota	0	0	0	0-0	0-0	0	0	0
North Dakota	0	0	0	0-0	0-0	0	0	0
UC Davis	1	0	1	0-0	3-60	0	0	0
Sacramento St.	2	0	2	0-0	0-0	1	0	0
Villanova	3	0	3	0-0	0-0	0	1	0
Montana State	0	0	0	0-0	0-0	0	0	0
<b>Season Totals</b>	<b>12</b>	<b>8</b>	<b>20</b>	<b>2.5-3</b>	<b>4-96</b>	<b>1</b>	<b>1</b>	<b>0</b>

## JACKRABBITS TO WATCH

### DALYS BEANUM'S 2022 GAME-BY-GAME STATISTICS

Game	Solo	Ast	Total	TFL-Yds	Int-Yds	PBU	FF	FR
Iowa	2	2	4	0-0	0-0	0	0	0
UC Davis	1	2	3	0.5-2	0-0	0	0	0
Butler	0	1	1	0-0	0-0	1	0	0
Missouri State	2	0	2	0-0	0-0	0	0	0
Western Illinois	0	2	2	0-0	0-0	1	0	0
South Dakota	2	1	3	0-0	1-0	0	0	0
North Dakota St.	4	0	4	0-0	0-0	1	0	0
North Dakota	1	0	1	0-0	0-0	0	0	0
Indiana State	1	0	1	0-0	1-10	1	0	0
Northern Iowa	1	0	1	0-0	0-0	0	0	0
Illinois State	1	0	1	0-0	0-0	1	0	0
Delaware	3	0	3	0-0	0-0	0	0	0
Holy Cross	6	2	7	0-0	0-0	2	0	0
Montana State	2	0	2	0-0	0-0	1	0	0
North Dakota St.	1	0	1	0-0	0-0	1	0	1
<b>Season Totals</b>	<b>27</b>	<b>10</b>	<b>37</b>	<b>0.5-2</b>	<b>2-10</b>	<b>9</b>	<b>0</b>	<b>1</b>

Note: Blocked punt versus South Dakota

### DALYS BEANUM'S 2023 GAME-BY-GAME STATISTICS

Game	Solo	Ast	Total	TFL-Yds	Int-Yds	PBU	FF	FR
Western Oregon	1	0	1	0-0	0-0	0	0	0
Montana State	0	2	2	0-0	0-0	0	0	0
Drake	0	0	0	0-0	0-0	0	0	0
North Dakota	2	1	3	0-0	0-0	1	0	0
Illinois State	4	2	6	0-0	0-0	2	0	0
Northern Iowa	2	0	2	0-0	0-0	0	0	0
Southern Illinois	1	2	3	0-0	1-31	0	0	0
South Dakota	0	2	2	0-0	0-0	2	0	0
North Dakota St.	1	2	3	0-0	0-0	1	0	0
Youngstown St.	1	0	1	0-0	0-0	0	0	0
Missouri State	1	1	2	0-0	0-0	0	0	0
Mercer	0	1	1	0-0	1-0	0	0	0
Villanova	2	1	3	0-0	1-0	0	0	0
UAlbany	0	0	0	0-0	1-0	0	0	0
Montana	0	0	0	0-0	1-35	0	0	0
<b>Season Totals</b>	<b>15</b>	<b>14</b>	<b>29</b>	<b>0-0</b>	<b>5-66</b>	<b>7</b>	<b>0</b>	<b>0</b>

### DALYS BEANUM'S 2024 GAME-BY-GAME DEFENSIVE STATISTICS

Game	Solo	Ast	Total	TFL-Yds	Int-Yds	PBU	FF	FR
Oklahoma State	3	4	7	0-0	0-0	0	0	0
Incarnate Word	4	1	5	0-0	0-0	0	1	0
Augustana	3	1	4	0.5-1	0-0	0	0	0
SE Louisiana	2	1	3	0-0	0-0	0	0	0
Northern Iowa	0	0	0	0-0	0-0	0	0	0
Youngstown St.	2	0	2	0-0	1-50	1	0	0
<b>Season Totals</b>	<b>14</b>	<b>7</b>	<b>21</b>	<b>0.5-1</b>	<b>1-50</b>	<b>1</b>	<b>1</b>	<b>0</b>

### DALYS BEANUM'S 2024 GAME-BY-GAME RETURN STATISTICS

Game	PR	Yds	TD	LG
Oklahoma State	0	0	0	0
Incarnate Word	0	0	0	0
Augustana	1	2	0	2
SE Louisiana	3	102	1	*88
Northern Iowa	1	9	0	9
Youngstown State	0	0	0	0
North Dakota State	1	0	0	0
<b>Season Totals</b>	<b>6</b>	<b>113</b>	<b>1</b>	<b>*88</b>
<b>Career Totals</b>	<b>9</b>	<b>124</b>	<b>1</b>	<b>*88</b>





# 32-ADAM BOCK

## 6-1, 225, Senior • Linebacker

### Solon, Iowa (Solon H.S.)

#### FOOTBALL HONORS AND HIGHLIGHTS:

- Stats Perform FCS Buck Buchanan Award Finalist (2021)
- HERO Sports FCS All-America First Team (2021)
- Stats Perform FCS All-America Second Team (2021)
- HERO Sports FCS Sophomore All-America Team (2021)
- HERO Sports FCS Freshman All-America Team (2020-21)
- All-Missouri Valley Football Conference First Team (2021, 2022)
- MVFC All-Newcomer Team (2020-21)
- MVFC Defensive Player of the Week (April 17, 2021; Sept. 3, 2022)
- Football Championship Subdivision Athletics Directors Association Academic All-Star (2023)
- College Sports Communicators Academic All-District (2022)
- MVFC All-Academic/Scholar-Athlete First Team (2021, 2022, 2023)
- MVFC Commissioner's Academic Excellence Award (2020-21, 2022, 2023)
- MVFC Honor Roll (2019, 2020-21, 2021, 2022, 2023)
- Team Captain (2022, 2023, 2024)
- Returned interception 39 yards for touchdown in Nov. 27, 2021 FCS playoff game versus UC Davis
- Blocked and returned PAT for defensive extra point Oct. 30, 2021 at Youngstown State
- Has recorded double figures for tackles in a game 15 times in his career

#### SDSU SINGLE-SEASON TACKLES

1. Ross Shafrath, 2012 .....	150
2. R.C. Kilgore, 2013 .....	134
3. Christian Rozeboom, 2016 .....	132
4. Christian Rozeboom, 2017 .....	127
5. <b>Adam Bock, 2021.....</b>	<b>125</b>
6. T.J. Lally, 2014 .....	117
7. Chris Coauette, 2004.....	115
8. Christian Rozeboom, 2019 .....	111
9. Jimmy Rogers, 2007 .....	110
Jesse Bobbit, 2016 .....	110

#### SDSU CAREER TACKLES

1. Christian Rozeboom, 2016-19 .....	475
2. Greg Osmundson, 1986-89 .....	435
3. T.J. Lally, 2012-15.....	415
4. J.D. Alexander, 1971-74 .....	393
5. <b>Adam Bock, 2019-present .....</b>	<b>392</b>
6. Darrin Thurston, 1984-87 .....	340
7. Logan Backhaus, 2017-21 .....	329
8. Mark Huelskamp, 1972-75 .....	328
9. Sterne Akin, 1995-98 .....	325
10. Doug Miller, 1989-92 .....	322

Note: Tackles not officially recognized as an NCAA statistic until 2000

#### ADAM BOCK'S CAREER STATISTICS

YEAR	G	SOLO	AST	TOTAL	TFL-Yds	SACK-Yds	PBU	INT-Yds	BK	FR-Yds	FF
2019	4	3	1	4	0-0	0-0	0	0-0	0	0-0	0
2020-21	10	36	38	74	5.5-20	2.0-15	0	0-0	0	0-0	0
2021	15	66	59	125	9.5-31	2.5-15	6	2-55	1	0-0	2
2022	11	39	37	76	7.5-26	4.0-17	0	0-0	0	1-0	1
2023	10	35	30	65	2.5-12	2.0-11	0	0-0	0	0-0	2
2024	7	22	26	48	5.0-19	1.0-10	0	1-23	0	0-0	0
<b>CAREER</b>	<b>57</b>	<b>201</b>	<b>191</b>	<b>392</b>	<b>29.0-107</b>	<b>11.5-68</b>	<b>6</b>	<b>32-78</b>	<b>1</b>	<b>1-0</b>	<b>5</b>

#### ADAM BOCK'S 2019 GAME-BY-GAME STATISTICS

Game	Solo	Ast	Total	TFL-Yds	Sack-Yds	Int-Yds	FF	FR
Drake	0	0	0	0-0	0-0	0-0	0	0
North Dakota St.	0	0	0	0-0	0-0	0-0	0	0
Illinois State	2	0	2	0-0	0-0	0-0	0	0
Northern Iowa	1	1	2	0-0	0-0	0-0	0	0
<b>Season Totals</b>	<b>3</b>	<b>1</b>	<b>4</b>	<b>0-0</b>	<b>0-0</b>	<b>0-0</b>	<b>0</b>	<b>0</b>

#### ADAM BOCK'S 2020-21 GAME-BY-GAME STATISTICS

Game	Solo	Ast	Total	TFL-Yds	Sack-Yds	Int-Yds	FF	FR
Northern Iowa	4	1	5	1.0-7	1.0-7	0-0	0	0
North Dakota	0	0	0	0-0	0-0	0-0	0	0
Western Illinois	3	5	8	0-0	0-0	0-0	0	0
Youngstown St.	1	1	2	0-0	0-0	0-0	0	0
Southern Illinois	2	8	10	0-0	0-0	0-0	0	0
North Dakota St.	8	5	13	2.5-4	0-0	0-0	0	0
Holy Cross	3	6	9	0-0	0-0	0-0	0	0
Southern Illinois	7	6	13	1.0-1	0-0	0-0	0	0
Delaware	4	2	6	1.0-8	1.0-8	0-0	0	0
Sam Houston	4	4	8	0-0	0-0	0-0	0	0
<b>Season Totals</b>	<b>36</b>	<b>38</b>	<b>74</b>	<b>5.5-20</b>	<b>2.0-15</b>	<b>0-0</b>	<b>0</b>	<b>0</b>

## JACKRABBITS TO WATCH

### ADAM BOCK'S 2021 GAME-BY-GAME STATISTICS

Game	Solo	Ast	Total	TFL-Yds	Sack-Yds	Int-Yds	FF	FR
Colorado State	7	1	8	2.0-3	0-0	0-0	0	0
Lindenwood	2	1	3	0-0	0-0	0-0	0	0
Indiana State	0	10	10	0.5-0	0-0	1-16	0	0
Dixie State	2	1	3	0-0	0-0	0-0	0	0
Southern Illinois	10	7	17	0.5-2	0.5-2	0-0	1	0
Western Illinois	5	2	7	0-0	0-0	0-0	0	0
Northern Iowa	6	4	10	0-0	0-0	0-0	0	0
Youngstown St.	2	1	3	0.5-1	0-0	0-0	0	0
North Dakota St.	5	8	13	2.5-8	1.0-2	0-0	1	0
South Dakota	11	3	14	2.0-13	1.0-11	0-0	0	0
North Dakota	5	7	12	1.0-2	0-0	0-0	0	0
UC Davis	3	3	6	0-0	0-0	0-0	0	0
Sacramento St.	1	5	6	0-0	0-0	0-0	0	0
Villanova	3	4	7	0-0	0-0	0-0	0	0
Montana State	4	2	6	0.5-2	0-0	0-0	0	0
<b>Season Totals</b>	<b>66</b>	<b>59</b>	<b>125</b>	<b>9.5-31</b>	<b>2.5-15</b>	<b>1-16</b>	<b>2</b>	<b>0</b>

Note: Blocked and returned extra point for 2-point defensive conversion Oct. 30 at Youngstown State

### ADAM BOCK'S 2023 GAME-BY-GAME STATISTICS

Game	Solo	Ast	Total	TFL-Yds	Sack-Yds	Int-Yds	FF	FR
Western Oregon	DNP-Injury							
Montana State	DNP-Injury							
Drake	DNP-Injury							
North Dakota	5	5	10	1.5-9	1.0-8	0-0	0	0
Illinois State	DNP-Injury							
Northern Iowa	DNP-Injury							
Southern Illinois	2	0	2	0-0	0-0	0-0	0	0
South Dakota	4	2	6	0-0	0-0	0-0	0	0
North Dakota St.	2	2	4	0-0	0-0	0-0	1	0
Youngstown St.	2	5	7	1.0-3	1.0-3	0-0	0	0
Missouri State	4	2	6	0-0	0-0	0-0	0	0
Mercer	0	1	1	0-0	0-0	0-0	0	0
Villanova	5	6	11	0-0	0-0	0-0	0	0
UAlbany	4	3	7	0-0	0-0	0-0	0	0
Montana	7	4	11	0-0	0-0	0-0	1	0
<b>Season Totals</b>	<b>35</b>	<b>30</b>	<b>65</b>	<b>2.5-12</b>	<b>2.0-11</b>	<b>0-0</b>	<b>2</b>	<b>0</b>

### ADAM BOCK'S 2022 GAME-BY-GAME STATISTICS

Game	Solo	Ast	Total	TFL-Yds	Sack-Yds	Int-Yds	FF	FR
Iowa	6	7	13	0-0	0-0	0-0	1	1
UC Davis	6	3	9	1.0-1	0-0	0-0	0	0
Butler	3	1	4	0-0	0-0	0-0	0	0
Missouri State	4	3	7	1.0-5	1.0-5	0-0	0	0
Western Illinois	8	2	10	0-0	0-0	0-0	0	0
South Dakota	3	4	7	2.5-10	2.0-9	0-0	0	0
North Dakota St.	1	6	7	0-0	0-0	0-0	0	0
North Dakota	1	0	1	0-0	0-0	0-0	0	0
Indiana St.	DNP-Injury							
Northern Iowa	DNP-Injury							
Illinois State	DNP-Injury							
Delaware	DNP-Injury							
Holy Cross	1	3	4	0.5-4	0-0	0-0	0	0
Montana State	6	2	8	2.5-6	1.0-3	0-0	0	0
North Dakota St.	0	6	6	0-0	0-0	0-0	0	0
<b>Season Totals</b>	<b>39</b>	<b>37</b>	<b>76</b>	<b>7.5-26</b>	<b>4.0-17</b>	<b>0-0</b>	<b>1</b>	<b>1</b>

### ADAM BOCK'S 2024 GAME-BY-GAME STATISTICS

Game	Solo	Ast	Total	TFL-Yds	Sack-Yds	Int-Yds	FF	FR
Oklahoma State	6	6	12	0-0	0-0	0-0	0	0
Incarnate Word	5	4	9	3.0-8	0-0	0-0	0	0
Augustana	2	2	4	0-0	0-0	0-0	0	0
SE Louisiana	2	5	7	0-0	0-0	0-0	0	0
Northern Iowa	2	2	4	1.0-1	0-0	1-23	0	0
Youngstown St.	1	6	7	0-0	0-0	0-0	0	0
North Dakota St.	4	1	5	1.0-10	1.0-10	0-0	0	0
<b>Season Totals</b>	<b>22</b>	<b>26</b>	<b>48</b>	<b>5.0-19</b>	<b>1.0-10</b>	<b>1-23</b>	<b>0</b>	<b>0</b>



# 11-MARK GRONOWSKI

6-3, 230, Senior • Quarterback

Naperville, Illinois (Neuqua Valley H.S.)

## FOOTBALL HONORS AND HIGHLIGHTS:

- Walter Payton Award (2023)
- Football Championship Subdivision Athletics Directors Association Offensive Player of the Year (2023)
- Phil Steele FCS Offensive Player of the Year (2023)
- Phil Steele FCS Freshman of the Year (2020-21)
- Stats Perform Jerry Rice Award Finalist/Runner-up (2020-21)
- Associated Press FCS All-America First Team (2023)
- Stats Perform FCS All-America First Team (2023)
- FCS ADA All-America Team (2023)
- Walter Camp FCS All-America First Team (2023)
- American Football Coaches Association FCS All-America Second Team (2023)
- HERO Sports FCS Freshman All-America Team (2020-21)
- HERO Sports FCS Sophomore All-America Team (2022)
- Missouri Valley Football Conference Offensive Player of the Year (2020-21, 2023)
- MVFC Newcomer of the Year (2020-21)
- MVFC Freshman of the Year (2020-21)
- All-MVFC First Team (2020-21, 2023)
- All-MVFC Second Team (2022)
- Stats Perform FCS National Freshman Player of the Week (Feb. 19, 2021)
- MVFC Offensive Player of the Week (March 6, 2021; Sept. 24, 2022; Oct. 22, 2022; Nov. 18, 2023)
- MVFC Newcomer of the Week (Feb. 19, 2021; April 17, 2021)
- Campbell Trophy Finalist (2024)
- Football Championship Subdivision Athletics Directors Association Scholar-Athlete of the Year (2023)
- College Sports Communicators Academic All-America Second Team (2023)
- FCS ADA Academic All-Star (2023)
- CSC Academic All-District (2022, 2023)
- MVFC Scholar-Athlete First Team (2022, 2023)
- MVFC Commissioner's Academic Excellence Award (2021, 2022, 2023)
- MVFC Honor Roll (2020-21, 2021, 2022, 2023)
- Team Captain (2022, 2023, 2024)
- Has a 42-5 career record as the Jackrabbits' starting quarterback

## SDSU CAREER PASSING YARDS

1. Taryn Christion, 2015-18	11,535
2. Austin Sumner, 2011-14	9,458
3. <b>Mark Gronowski, 2020-present</b>	<b>8,811</b>
4. Ryan Berry, 2005-08	6,023
5. Ted Wahl, 1985-88	6,016
6. Brad Nelson, 2001-04	5,382
7. Andy Rennerfeldt, 1997-2000	5,377
8. Dan Fjeldheim, 1999-2002	5,176
9. Todd McDonald, 1990-93	4,999
10. Mike Busch, 1984-85	4,980

## SDSU SINGLE-SEASON PASSING YARDS

1. Taryn Christion, 2016	3,714
2. Taryn Christion, 2017	3,515
3. Chris Oladokun, 2021	3,164
4. Brad Nelson, 2003	3,141
5. Ryan Berry, 2008	3,106
6. <b>Mark Gronowski, 2023</b>	<b>3,058</b>
7. Taryn Christion, 2018	3,020
8. Austin Sumner, 2013	2,999
9. <b>Mark Gronowski, 2022</b>	<b>2,967</b>
10. Todd McDonald, 1993	2,715

## SDSU CAREER TOTAL OFFENSE

1. Taryn Christion, 2015-18	13,050
2. <b>Mark Gronowski, 2020-present</b>	<b>10,410</b>
3. Austin Sumner, 2011-14	9,284
4. Ted Wahl, 1985-88	7,245
5. Josh Ranek, 1997-2001	6,745
6. Zach Zenner, 2011-14	6,548
7. Ryan Berry, 2005-08	5,971
8. Andy Rennerfeldt, 1997-2000	5,765
9. Gary Maffett, 1977-79	5,282
10. Todd McDonald, 1990-93	5,248

## MARK GRONOWSKI'S CAREER STATISTICS

Year	GP	Eff.	Comp	Att	Int	Pct.	Yds	TD	LG	Rush	Yds	TD	LG
2020-21	10	150.51	108	188	3	57.4	1,565	15	*76	83	577	7	*80
2021	DNP-Injury												
2022	15	156.47	232	356	5	65.2	2,967	26	57	111	408	12	51
2023	15	179.67	209	307	5	68.1	3,058	29	*60	93	402	8	32
2024	7	133.45	108	176	6	61.4	1,221	11	*66	45	212	3	16
<b>Career</b>	<b>47</b>	<b>158.37</b>	<b>657</b>	<b>1,027</b>	<b>19</b>	<b>64.0</b>	<b>8,811</b>	<b>81</b>	<b>*76</b>	<b>332</b>	<b>1,599</b>	<b>30</b>	<b>*80</b>

\* denotes touchdown

## MARK GRONOWSKI'S 2020-21 GAME-BY-GAME STATISTICS

Game	Comp	Att	Int	Yds	TD	LG	Rush	Yds	TD	LG
^Northern Iowa	19	29	0	194	2	43	10	24	1	13
^North Dakota	16	32	2	309	2	*76	7	-5	0	5
^Western Illinois	12	19	0	178	2	*44	4	120	2	*80
^Youngstown State	12	28	1	158	1	39	9	15	1	8
^Southern Illinois	7	11	0	63	0	20	13	103	2	17
^North Dakota State	10	14	0	149	1	28	16	126	0	55
^Holy Cross	12	21	0	153	3	*45	2	15	0	9
^Southern Illinois	9	16	0	183	2	31	13	142	1	*67
^Delaware+	10	16	0	162	2	36	7	27	0	13
^Sam Houston	1	2	0	16	0	16	2	10	0	3
<b>Season Totals</b>	<b>108</b>	<b>188</b>	<b>3</b>	<b>1,565</b>	<b>15</b>	<b>*76</b>	<b>83</b>	<b>577</b>	<b>7</b>	<b>*80</b>

^ started game

+ caught 24-yard touchdown pass



## JACKRABBITS TO WATCH

### SDSU CAREER

#### PASSING TOUCHDOWNS

1. Taryn Christion, 2015-18 .....	104
2. <b>Mark Gronowski, 2020-present</b> .....	<b>81</b>
3. Austin Sumner, 2011-14 .....	65
4. Ryan Berry, 2005-08 .....	56
5. Brad Nelson, 2001-04 .....	47
6. Ted Wahl, 1985-88 .....	43
7. Ron Meyer, 1963-65 .....	41
8. Todd McDonald, 1990-93 .....	36
9. Noel Bouché, 1996-98 .....	36
10. Dan Fjeldheim, 1999-2002 .....	32
Andy Rennerfeldt, 1997-2000 .....	32

### SINGLE-SEASON

#### PASSING TOUCHDOWNS

1. Taryn Christion, 2017 .....	35
2. Taryn Christion, 2018 .....	32
3. Ryan Berry, 2008 .....	30
Taryn Christion, 2016 .....	30
5. <b>Mark Gronowski, 2023</b> .....	<b>29</b>
6. Brad Nelson, 2003 .....	27
7. <b>Mark Gronowski, 2022</b> .....	<b>26</b>
8. Todd McDonald, 1993 .....	25
Chris Oladokun, 2021 .....	25
10. Brad Nelson, 2004 .....	20

### SDSU CAREER

#### RUSHING TOUCHDOWNS

1. Josh Ranek, 1997-2001 .....	62
2. Zach Zenner, 2011-14 .....	61
3. Isaiah Davis, 2020-23 .....	50
4. Kyle Minett, 2007-10 .....	47
5. Pierre Strong, Jr.; 2018-21 .....	40
6. Jerry Welch, 1951-54 .....	34
7. Dan Sonnek, 1984-87 .....	32
8. Scott Nedved, 1998-2002 .....	30
<b>Mark Gronowski, 2020-present</b> .....	<b>30</b>
10. Anthony Watson, 2003-06 .....	29

### MARK GRONOWSKI'S 2022 GAME-BY-GAME STATISTICS

Game	Comp	Att	Int	Yds	TD	LG	Rush	Yds	TD	LG
^Iowa	10	26	0	87	0	20	10	-21	0	3
^UC Davis	13	21	2	110	1	17	7	9	2	7
^Butler	17	25	0	279	3	54	8	55	1	23
^Missouri State	22	29	0	319	4	*40	7	9	0	7
^Western Illinois	17	33	0	188	1	20	3	8	1	11
^South Dakota	12	20	1	136	1	*28	9	43	0	8
^North Dakota State	16	21	0	152	0	39	9	2	0	14
^North Dakota	15	20	0	197	3	39	6	20	2	10
^Indiana State	22	28	0	233	3	24	2	9	1	7
^Northern Iowa	21	34	1	263	1	57	4	20	0	11
^Illinois State	20	28	1	283	1	51	13	25	1	14
^Delaware	11	15	0	131	1	34	8	73	1	51
^Holy Cross	12	22	0	177	2	44	10	47	1	18
^Montana State	10	13	0	189	2	38	10	52	1	16
^North Dakota State	14	21	0	223	3	44	5	57	1	*51
<b>Season Totals</b>	<b>232</b>	<b>356</b>	<b>5</b>	<b>2,967</b>	<b>26</b>	<b>57</b>	<b>111</b>	<b>408</b>	<b>12</b>	<b>*51</b>

### MARK GRONOWSKI'S 2023 GAME-BY-GAME STATISTICS

Game	Comp	Att	Int	Yds	TD	LG	Rush	Yds	TD	LG
^Western Oregon	8	10	0	121	1	*31	2	11	1	*6
^Montana State	13	22	0	184	2	40	10	26	1	*20
^Drake	18	25	1	226	5	24	3	19	1	11
^North Dakota	13	22	0	167	1	27	4	22	1	14
^Illinois State	11	17	0	171	3	*60	8	38	1	*14
^Northern Iowa	21	26	0	291	3	38	7	30	1	11
^Southern Illinois	15	21	1	161	1	*49	5	-9	0	8
^South Dakota	13	19	1	207	0	52	7	43	0	13
^North Dakota State	12	19	0	213	2	*46	7	10	0	10
^Youngstown State	19	28	0	295	3	*56	1	5	0	5
^Missouri State	16	23	0	323	2	40	7	25	1	14
^Mercer	11	16	1	158	1	28	11	40	0	11
^Villanova	11	19	0	101	1	26	8	39	0	15
^UAlbany	15	19	0	265	3	47	5	50	0	32
^Montana	13	21	1	175	1	34	8	53	1	33
<b>Season Totals</b>	<b>209</b>	<b>307</b>	<b>5</b>	<b>3,058</b>	<b>29</b>	<b>*60</b>	<b>93</b>	<b>402</b>	<b>8</b>	<b>33</b>

### MARK GRONOWSKI'S 2024 GAME-BY-GAME STATISTICS

Game	Comp	Att	Int	Yds	TD	LG	Rush	Yds	TD	LG
^Oklahoma State	20	36	1	264	2	*60	10	17	0	10
^Incarnate Word	21	32	1	285	4	61	3	9	0	5
^Augustana	19	27	2	141	0	14	6	28	2	*9
^SE Louisiana	7	17	1	65	0	16	6	20	0	13
^Northern Iowa	16	22	0	221	3	*66	2	8	0	8
^Youngstown State	8	13	0	127	2	*45	5	53	1	16
^North Dakota State	17	29	1	118	0	20	13	77	0	13
<b>Season Totals</b>	<b>108</b>	<b>176</b>	<b>6</b>	<b>1,221</b>	<b>11</b>	<b>*66</b>	<b>45</b>	<b>212</b>	<b>3</b>	<b>16</b>

^ started game

\* denotes touchdown



# 3-AMAR JOHNSON

5-10, 200, Senior • Running Back

O'Fallon, Missouri (Chaminade College Prep)

## FOOTBALL HONORS AND HIGHLIGHTS:

- All-Missouri Valley Football Conference First Team (2023)
- MVFC Honor Roll (2021, 2022)

### AMAR JOHNSON'S CAREER STATISTICS

Year	Rush	Yds	Avg	TD	LG	Rec	Yds	TD	LG	KOR	Yds	Avg	TD	LG
2021	86	427	5.0	3	28	2	38	0	34	6	102	17.0	0	29
2022	130	744	5.7	7	55	13	125	1	29	1	17	17.0	0	17
2023	128	801	6.3	4	54	12	122	0	17	12	282	23.5	0	51
2024	87	521	6.0	5	40	17	115	0	16	0	0	0.0	0	0
<b>Career</b>	<b>431</b>	<b>2,493</b>	<b>5.8</b>	<b>19</b>	<b>55</b>	<b>44</b>	<b>400</b>	<b>1</b>	<b>34</b>	<b>19</b>	<b>401</b>	<b>21.1</b>	<b>0</b>	<b>51</b>

\* denotes touchdown

### AMAR JOHNSON'S 2021 GAME-BY-GAME STATISTICS

Game	Rush	Yds	TD	LG	Rec	Yds	TD	LG	KOR	Yds	TD	LG
Colorado State	3	2	0	3	0	0	0	0	0	0	0	0
Lindenwood	15	105	1	28	0	0	0	0	0	0	0	0
Indiana State	9	44	1	22	1	34	0	34	0	0	0	0
Dixie State	9	33	0	11	0	0	0	0	0	0	0	0
Southern Illinois	1	8	0	8	0	0	0	0	1	21	0	21
Western Illinois	11	57	0	20	0	0	0	0	1	22	0	22
Northern Iowa	0	0	0	0	0	0	0	0	0	0	0	0
Youngstown State	18	87	1	16	0	0	0	0	0	0	0	0
North Dakota State	2	1	0	2	0	0	0	0	0	0	0	0
South Dakota	0	0	0	0	1	4	0	4	1	29	0	29
North Dakota	0	0	0	0	0	0	0	0	0	0	0	0
UC Davis	4	26	0	13	0	0	0	0	2	14	0	15
Sacramento State	0	0	0	0	0	0	0	0	0	0	0	0
Villanova	14	64	0	24	0	0	0	0	1	16	0	16
Montana State	DNP											
<b>Season Totals</b>	<b>86</b>	<b>427</b>	<b>3</b>	<b>28</b>	<b>2</b>	<b>38</b>	<b>0</b>	<b>34</b>	<b>6</b>	<b>102</b>	<b>0</b>	<b>29</b>

### AMAR JOHNSON'S 2022 GAME-BY-GAME STATISTICS

Game	Rush	Yds	TD	LG	Rec	Yds	TD	LG	KOR	Yds	TD	LG
Iowa	2	3	0	2	0	0	0	0	0	0	0	0
UC Davis	6	39	0	9	1	5	0	5	0	0	0	0
Butler	4	11	0	6	1	29	0	29	0	0	0	0
Missouri State	7	42	0	24	0	0	0	0	1	17	0	0
Western Illinois	9	33	0	10	1	3	0	3	0	0	0	0
South Dakota	14	53	0	10	0	0	0	0	0	0	0	0
North Dakota State	12	89	1	29	2	19	0	17	0	0	0	0
North Dakota	14	71	1	20	0	0	0	0	0	0	0	0
Indiana State	10	75	1	27	2	22	0	20	0	0	0	0
Northern Iowa	11	39	1	16	0	0	0	0	0	0	0	0
Illinois State	8	39	0	16	0	0	0	0	0	0	0	0
Delaware	9	40	1	9	0	0	0	0	0	0	0	0
Holy Cross	5	15	0	5	0	0	0	0	0	0	0	0
Montana State	10	69	1	38	3	31	1	23	0	0	0	0
North Dakota State	9	126	1	55	1	0	0	0	0	0	0	0
<b>Season Totals</b>	<b>130</b>	<b>744</b>	<b>7</b>	<b>55</b>	<b>13</b>	<b>125</b>	<b>1</b>	<b>29</b>	<b>1</b>	<b>17</b>	<b>0</b>	<b>17</b>

### SDSU CAREER RUSHING YARDS

1. Josh Ranek, 1997-2001 .....6,744
2. Zach Zenner, 2011-14 .....6,548
3. Isaiah Davis, 2020-23.....4,548
4. Pierre Strong, Jr., 2018-21 .....4,527
5. Kyle Minett, 2007-10 .....4,277
6. Anthony Watson, 2003-06 .....3,712
7. Dan Sonnek, 1984-87 .....3,304
8. Les Tuma, 1970-73 .....3,018
9. Cory Koenig, 2004-07 .....2,990
10. Brady Mengarelli, 2014-17 .....2,677

**Amar Johnson, 2021-present .....2,493**

## JACKRABBITS TO WATCH

### 100-YARD RUSHING GAMES

126 yards • vs. North Dakota State, 1-8-2023  
 126 yards • vs. Augustana, 9-14-2024  
 112 yards • vs. Incarnate Word, 9-7-2024  
 107 yards • vs. Mercer, 12-2-2023  
 106 yards • at Illinois State, 10-7-2023  
 105 yards • vs. Lindenwood, 9-11-2021

### AMAR JOHNSON'S 2023 GAME-BY-GAME STATISTICS

Game	Rush	Yds	TD	LG	Rec	Yds	TD	LG	KOR	Yds	TD	LG
Western Oregon	8	70	0	30	0	0	0	0	1	20	0	20
Montana State	5	47	0	26	2	19	0	17	0	0	0	0
Drake	12	63	1	17	1	6	0	6	2	73	0	51
North Dakota	13	56	0	13	2	23	0	13	0	0	0	0
Illinois State	11	106	0	44	0	0	0	0	1	34	0	34
Northern Iowa	9	35	0	8	2	23	0	15	1	20	0	20
Southern Illinois	10	67	0	24	1	1	0	1	2	48	0	25
South Dakota	8	66	2	20	1	8	0	8	1	14	0	14
North Dakota State	9	36	0	14	1	15	0	15	1	17	0	17
Youngstown State	2	6	0	7	0	0	0	0	0	0	0	0
Missouri State	10	45	1	11	0	0	0	0	3	56	0	21
Mercer	11	107	0	54	1	17	0	17	0	0	0	0
Villanova	4	13	0	6	0	0	0	0	0	0	0	0
UAlbany	7	34	0	11	0	0	0	0	0	0	0	0
Montana	9	50	0	13	1	10	0	10	0	0	0	0
<b>Season Totals</b>	<b>128</b>	<b>801</b>	<b>4</b>	<b>54</b>	<b>12</b>	<b>122</b>	<b>0</b>	<b>17</b>	<b>12</b>	<b>282</b>	<b>0</b>	<b>51</b>

### AMAR JOHNSON'S 2024 GAME-BY-GAME STATISTICS

Game	Rush	Yds	TD	LG	Rec	Yds	TD	LG	KOR	Yds	TD	LG
Oklahoma State	9	73	0	40	2	17	0	13	0	0	0	0
Incarnate Word	19	112	2	13	3	16	0	11	0	0	0	0
Augustana	17	126	1	26	3	14	0	12	0	0	0	0
SE Louisiana	11	65	1	14	3	37	0	16	0	0	0	0
Northern Iowa	10	40	0	14	4	28	0	10	0	0	0	0
Youngstown State	8	64	1	23	0	0	0	0	0	0	0	0
North Dakota State	13	41	0	12	2	3	0	2	0	0	0	0
<b>Season Totals</b>	<b>87</b>	<b>521</b>	<b>5</b>	<b>40</b>	<b>17</b>	<b>115</b>	<b>0</b>	<b>16</b>	<b>0</b>	<b>0</b>	<b>0</b>	<b>0</b>



# 1-TUCKER LARGE

**5-11, 180, Junior • Safety/Punt Returner**  
**Sioux Falls, South Dakota (Roosevelt H.S.)**

## FOOTBALL HONORS AND HIGHLIGHTS:

- All-Missouri Valley Football Conference First Team (2023–Defensive Back)
- All-MVFC Second Team (2023-Return Specialist)
- MVFC All-Newcomer Team (2022)
- MVFC Special Teams Player of the Week (Sept. 16, 2023)
- MVFC Commissioner's Academic Excellence Award (2022)
- MVFC Honor Roll (2021, 2022)

## TUCKER LARGE'S CAREER STATISTICS

Year	Solo	Ast	Total	TFL-Yds	Sack-Yds	Int-Yds	PBU	FF	FR-Yds	PR	Yds	Avg	TD	LG
2021	0	0	0	0-0	0-0	0-0	0	0	0-0	0	0	0.0	0	0
2022	18	10	28	0-0	0-0	0-0	2	0	0-0	0	0	0.0	0	0
2023	30	19	49	1.0-7	0-0	4-81	9	0	0-0	21	396	18.9	1	*79
2024	4	0	4	0-0	0-0	0-0	0	0	0-0	0	0	0.0	0	0
<b>Career</b>	<b>52</b>	<b>29</b>	<b>81</b>	<b>1.0-7</b>	<b>0-0</b>	<b>4-81</b>	<b>11</b>	<b>0</b>	<b>0-0</b>	<b>21</b>	<b>396</b>	<b>18.9</b>	<b>1</b>	<b>*79</b>

\* denotes touchdown

Played in three games (Colorado State, Youngstown State, Sacramento State) during 2021 season, but did not factor into any statistics

## TUCKER LARGE'S 2022 GAME-BY-GAME STATISTICS

Game	Solo	Ast	Total	TFL-Yds	Int-Yds	PBU	FF	FR-Yds	PR	Yds	TD	LG
Iowa	0	0	0	0-0	0-0	0	0	0-0	0	0	0	0
UC Davis	4	3	7	0-0	0-0	1	0	0-0	0	0	0	0
Butler	1	2	3	0-0	0-0	0	0	0-0	0	0	0	0
Missouri State	2	0	2	0-0	0-0	0	0	0-0	0	0	0	0
Western Illinois	0	0	0	0-0	0-0	0	0	0-0	0	0	0	0
South Dakota	0	0	0	0-0	0-0	0	0	0-0	0	0	0	0
North Dakota State	1	2	3	0-0	0-0	0	0	0-0	0	0	0	0
North Dakota	2	1	3	0-0	0-0	0	0	0-0	0	0	0	0
Indiana State	1	0	1	0-0	0-0	0	0	0-0	0	0	0	0
Northern Iowa	1	0	1	0-0	0-0	1	0	0-0	0	0	0	0
Illinois State	0	0	0	0-0	0-0	0	0	0-0	0	0	0	0
Delaware	2	0	2	0-0	0-0	0	0	0-0	0	0	0	0
Holy Cross	1	2	3	0-0	0-0	0	0	0-0	0	0	0	0
Montana State	1	0	1	0-0	0-0	0	0	0-0	0	0	0	0
North Dakota State	2	0	2	0-0	0-0	0	0	0-0	0	0	0	0
<b>Season Totals</b>	<b>18</b>	<b>10</b>	<b>28</b>	<b>0-0</b>	<b>0-0</b>	<b>2</b>	<b>0-0</b>	<b>0-0</b>	<b>0</b>	<b>0</b>	<b>0</b>	<b>0</b>

## TUCKER LARGE'S 2023 GAME-BY-GAME STATISTICS

Game	Solo	Ast	Total	TFL-Yds	Int-Yds	PBU	FF	FR-Yds	PR	Yds	TD	LG
Western Oregon	1	0	1	0-0	1-64	0	0	0-0	1	25	0	25
Montana State	7	0	7	0-0	0-0	0	0	0-0	0	0	0	0
Drake	1	0	1	0-0	0-0	1	0	0-0	4	+149	0	61
North Dakota	2	0	2	0-0	0-0	0	0	0-0	2	59	0	51
Illinois State	2	0	2	0-0	0-0	0	0	0-0	0	0	0	0
Northern Iowa	0	0	0	0-0	0-0	1	0	0-0	1	2	0	2
Southern Illinois	3	4	7	0-0	0-0	0	0	0-0	2	8	0	7
South Dakota	3	1	4	0-0	1-0	0	0	0-0	2	4	0	8
North Dakota State	4	4	8	0-0	0-0	0	0	0-0	1	28	0	28
Youngstown State	1	3	4	0-0	1-5	0	0	0-0	1	1	0	1
Missouri State	1	1	2	0-0	0-0	3	0	0-0	4	18	0	6
Mercer	0	0	0	0-0	0-0	0	0	0-0	1	17	0	17
Villanova	2	2	4	0-0	0-0	2	0	0-0	1	6	0	6
UAlbany	0	1	1	0-0	1-12	0	0	0-0	1	79	1	*79
Montana	3	3	6	1.0-7	0-0	2	0	0-0	0	0	0	0
<b>Season Totals</b>	<b>30</b>	<b>19</b>	<b>49</b>	<b>1.0-7</b>	<b>0-0</b>	<b>9</b>	<b>0</b>	<b>0-0</b>	<b>21</b>	<b>396</b>	<b>1</b>	<b>*79</b>

+ Single-game school record



## JACKRABBITS TO WATCH

### TUCKER LARGE'S 2024 GAME-BY-GAME STATISTICS

Game	Solo	Ast	Total	TFL-Yds	Int-Yds	PBU	FF	FR-Yds	PR	Yds	TD	LG
Oklahoma State	4	0	4	0-0	0-0	0	0	0-0	0	0	0	0
Incarnate Word	0	0	0	0-0	0-0	0	0	0-0	0	0	0	0
Augustana	0	0	0	0-0	0-0	0	0	0-0	0	0	0	0
SE Louisiana	DNP-Injury											
Northern Iowa	DNP-Injury											
Youngstown State	DNP-Injury											
North Dakota St.	DNP-Injury											
<b>Season Totals</b>	<b>4</b>	<b>0</b>	<b>4</b>	<b>0-0</b>	<b>0-0</b>	<b>0</b>	<b>0</b>	<b>0-0</b>	<b>0</b>	<b>0</b>	<b>0</b>	<b>0</b>

## FOOTBALL CHAMPIONSHIP SUBDIVISION POLLS

### STATS PERFORM FCS POLL — OCT. 21

PL.	SCHOOL	2024 RECORD	POINTS	PR
1.	<b>North Dakota State [40]</b>	7-1	1,384	2
2.	Montana State [16]	8-0	1,351	3
3.	<i>South Dakota State</i>	5-2	1,286	1
4.	<b>South Dakota</b>	6-1	1,237	4
5.	UC Davis	7-1	1,172	6
6.	Southeast Missouri State	7-1	1,074	8
7.	<b>North Dakota</b>	5-2	1,006	9
8.	Tarleton State	6-1	929	10
9.	Montana	5-2	854	11
10.	<b>Incarnate Word</b>	5-2	826	14
11.	Idaho	5-3	809	13
12.	Central Arkansas	5-2	785	12
13.	Villanova	5-2	736	5
14.	Mercer	6-1	708	7
15.	Rhode Island	6-1	637	16
16.	William & Mary	5-2	558	15
17.	Abilene Christian	5-3	518	17
18.	Richmond	5-2	512	18
19.	Chattanooga	4-3	395	19
20.	North Carolina Central	5-2	237	20
21.	Illinois State	5-3	199	21
22.	Dartmouth	5-0	184	22
23.	East Tennessee State	4-3	142	NR
24.	Western Carolina	4-3	124	NR
25.	Tennessee State	6-2	103	NR

Notes: First-place votes in brackets; opponents listed in **bold**

Teams receiving votes: UT Martin, 82; Stony Brook, 69; Duquesne, 39; Sacramento State, 36; Harvard, 32; Monmouth (N.J.), 30; Jackson State, 29; Northern Arizona, 28; **Southeastern Louisiana, 18**; Drake, 14; New Hampshire, 12; Florida A&M, 6; Dayton, 5; Samford, 5; Lamar, 4; Maine, 2.

### AFCA FCS COACHES' POLL — OCT. 21

PL.	SCHOOL	2024 RECORD	POINTS	PR
1.	<b>North Dakota State [24]</b>	7-1	648	2
2.	Montana State [2]	8-0	614	3
3.	<i>South Dakota State</i>	5-2	590	1
4.	<b>South Dakota</b>	6-1	581	4
5.	UC Davis	7-1	542	6
6.	Southeast Missouri State	7-1	502	8
7.	<b>North Dakota</b>	5-2	476	10
8.	Tarleton State	6-1	472	9
9.	Montana	5-2	409	11
10.	Central Arkansas	5-2	366	12
11.	<b>Incarnate Word</b>	5-2	350	13
12.	Idaho	5-3	327	14
13.	Richmond	5-2	308	15
14.	Villanova	5-2	301	5
15.	William & Mary	5-2	285	16
16.	Rhode Island	6-1	262	17
17.	Mercer	6-1	261	7
18.	<b>Missouri State</b>	5-2	201	20
19.	Abilene Christian	5-3	192	T21
20.	Illinois State	5-3	147	23
21.	North Carolina Central	5-2	131	T21
22.	Dartmouth	5-0	184	22
23.	Jackson State	5-2	110	24
24.	Stony Brook	5-2	49	NR
25.	Chattanooga	4-3	40	NR

Notes: First-place votes in brackets; opponents listed in **bold**

Top teams receiving votes: Duquesne, 37; New Hampshire, 22; East Tennessee State, 18; UT Martin, 18; Western Carolina, 18; Florida A&M 15; Monmouth (N.J.), 15; Tennessee State, 13; Sacramento State, 10; Harvard, 8; Drake, 7; Columbia, 5; Lafayette, 4; Robert Morris (Pa.), 4; Lamar, 3; Butler, 2; Northern Arizona, 2; Samford, 2; **Southeastern Louisiana, 1**.

## MISSOURI VALLEY FOOTBALL CONFERENCE

### 2024 MVFC STANDINGS

SCHOOL	CONFERENCE	PF	PA	OVERALL	PF	PA
North Dakota State	4-0	120	39	7-1	277	132
South Dakota	4-0	170	47	6-1	270	80
Missouri State	3-0	125	59	5-2	242	168
South Dakota State	2-1	113	29	5-2	243	100
North Dakota	2-1	120	83	5-2	243	180
Illinois State	2-2	102	125	5-3	208	223
Indiana State	1-2	66	94	2-5	134	210
Youngstown State	1-3	82	142	2-6	200	292
Northern Iowa	0-3	27	114	2-5	89	201
Southern Illinois	0-3	26	111	2-5	126	235
Murray State	0-4	94	202	1-6	170	280

### RESULTS AND UPCOMING SCHEDULE

#### SATURDAY, OCT. 29

\*North Dakota 31, Northern Iowa 7  
 \*Illinois State 40, Murray State 32  
 \*Missouri State 46, Indiana State 21  
 \*South Dakota 27, Youngstown State 17  
 \*North Dakota State 13, South Dakota State 9  
 \* MVFC game

#### SATURDAY, OCT. 26

\*Southern Illinois at Indiana State, noon  
 \*North Dakota State at Murray State, 1 p.m.  
 \*Missouri State at Northern Iowa, 4 p.m.  
 \*North Dakota at Youngstown State, 5 p.m.  
 \*South Dakota at South Dakota State, 6:30 p.m.  
 All times Central

### 2024 PRESEASON POLL

1.	South Dakota State [42]	482
2.	North Dakota State [1]	437
3.	South Dakota	371
4.	Southern Illinois	293
5.	North Dakota	276
6.	Illinois State	264
7.	Youngstown State	255
8.	Northern Iowa	227
9.	Missouri State [1]	164
10.	Indiana State	68
11.	Murray State	67



## VERSUS RANKED OPPONENTS

Since moving to the Football Championship Subdivision at the start of the 2004 season, the Jackrabbits have compiled a 67-53 record versus ranked opponents.

Following is a year-by-year look at games against ranked opponents:

### 2004 0-3 record

- at #13 Cal Poly (L, 7-14)
- at #24 Montana State (L, 24-27)
- at #1 Georgia Southern (L, 7-63)

### 2005 0-5 record

- at #3 Montana (L, 0-7)
- #12 Cal Poly (L, 16-24)
- at #16 Texas State (L, 12-42)
- #19 Georgia Southern (L, 42-55)
- at #20 North Dakota State (L, 17-41)

### 2006 3-3 record

- at #6 Montana (L, 7-36)
- at #12 Northern Iowa (L, 17-27)
- at #16 McNeese State (W, 20-17)
- at #4 Cal Poly (W, 29-28)
- #16 UC Davis (W, 22-21)
- at #4 North Dakota State (L, 28-41)

### 2007 2-2 record

- at #6 Youngstown State (L, 17-23)
- #5 Northern Iowa (L, 17-31)
- #19 Cal Poly (W, 48-35)
- #1 North Dakota State (W, 29-24)

### 2008 3-4 record

- #14 Youngstown State (W, 40-7)
- #15 Western Illinois (W, 24-22)
- #8 Northern Iowa (L, 20-34)
- #4 McNeese State (L, 44-46 - 3OT)
- #3 Cal Poly (L, 28-42)
- #9 Southern Illinois (L, 35-38)
- at #24 North Dakota State (W, 25-24)

### 2009 1-3 record

- at #17 Cal Poly (L, 14-21)
- vs. #6 Northern Iowa (W, 24-14)
- vs. #3 Southern Illinois (L, 15-34)
- ^at #1 Montana (L, 48-61)

### 2010 2-3 record

- at #16 Delaware (L, 3-26)
- at #15 Northern Iowa (L, 14-24)
- vs. #20 Western Illinois (W, 33-29)
- at #15 Southern Illinois (W, 31-10)
- at #20 North Dakota State (L, 24-31)

### 2011 0-3 record

- vs. #23 Indiana State (L, 28-38)
- vs. #2 Northern Iowa (L, 14-31)
- vs. #3/5 North Dakota State (L, 14-38)

### 2012 3-2 record

- at #22/25 Indiana State (W, 24-10)
- vs. #21/22 Youngstown St. (W, 41-28)
- at #1/1 North Dakota State (L, 17-20)
- ^vs. #25 Eastern Illinois (W, 58-10)
- ^at #1/1 North Dakota State (L, 3-28)

### 2013 3-2 record

- vs. #1/1 North Dakota State (L, 0-20)
- vs. #17/18 Northern Iowa (W, 37-34 - 2 OT)
- at #15/18 Youngstown St. (W, 42-13)
- ^at #8/9 Northern Arizona (W, 26-7)
- ^at #3/3 Eastern Washington (L, 17-41)

### 2014 3-4 record

- at #22/22 Illinois State (L, 10-45)
- at #20/21 Northern Iowa (W, 31-28)
- vs. #16/17 Youngstown State (L, 27-30)
- at #1/1 North Dakota State (L, 17-37)
- at #17/19 Indiana State (W, 32-17)
- ^at #17/17 Montana State (W, 47-40)
- at #2/3 North Dakota State (L, 24-27)

### 2015 3-3 record

- vs. #2/3 North Dakota State (L, 7-28)
- vs. #19/21 Indiana State (W, 24-7)
- at #11/12 Youngstown State (W, 38-8)
- vs. #22/25 Northern Iowa (L, 7-10)
- vs. #2/2 Illinois State (W, 25-20)
- ^at #16/17 Montana (L, 17-24)

### 2016 4-1 record

- vs. #8/8 Western Illinois (W, 52-14)
- at #1/1 North Dakota State (W, 19-17)
- vs. #12/13 Youngstown State (W, 24-10)
- ^vs. #9/10 Villanova (W, 10-7)
- ^at #3/3 North Dakota State (L, 10-36)

### 2017 6-2 record

- at #5/6 Youngstown State (L, 7-19)
- at #12/14 Western Illinois (W, 52-48)
- vs. #2/2 North Dakota State (W, 33-21)
- vs. #17/20 Illinois State (W, 27-24 - OT)
- at #15/16 South Dakota (W, 31-28)
- ^vs. #20/21 Northern Iowa (W, 37-22)
- ^vs. #20/21 New Hampshire (W, 56-14)
- ^at #1/1 James Madison (L, 16-51)

### 2018 2-3 record

- at #1/1 North Dakota State (L, 17-21)
- at #25 Northern Iowa (L, 9-24)
- at #9/11 Illinois State (W, 38-28)
- ^at #2/2 Kennesaw State (W, 27-17)
- ^at #1/1 North Dakota State (L, 21-44)

### 2019 2-3 record

- at #17/19 Youngstown State (W, 38-28)
- vs. #1/1 North Dakota State (L, 16-23)
- vs. #11/12 Illinois State (L, 18-27)
- vs. #4/5 Northern Iowa (W, 38-7)
- ^vs. #6/6 Northern Iowa (L, 10-13)

### 2020-21 5-2 record

- at #3 Northern Iowa (W, 24-20)
- at #14 North Dakota (L, 17-28)
- at #5/5 Southern Illinois (W, 44-3)
- at #2/3 North Dakota State (W, 27-17)
- ^vs. #14/14 Southern Illinois (W, 31-26)
- ^vs. #5/5 Delaware (W, 33-3)
- ^vs. #4/4 Sam Houston (L, 21-23)

### 2021 4-4 record

- vs. #7/8 Southern Illinois (L, 41-42 OT)
- vs. #20/24 Northern Iowa (L, 17-26)
- vs. #2/2 North Dakota State (W, 27-19)
- at #17/19 South Dakota (L, 20-23)
- ^vs. #14/16 UC Davis (W, 56-24)
- ^at #8/12 Sacramento State (W, 24-19)
- ^vs. #6/7 Villanova (W, 35-21)
- ^at #7/9 Montana State (L, 17-31)

### 2022 8-0 record

- vs. #25 UC Davis (W, 24-22)
- at #4/6 Missouri State (W, 28-14)
- at #1/1 North Dakota State (W, 23-21)
- at #20 North Dakota (W, 49-35)
- ^vs. #23 Delaware (W, 42-6)
- ^vs. #6/7 Holy Cross (W, 42-21)
- ^vs. #3/3 Montana State (W, 39-18)
- ^vs. #4/4 North Dakota State (W, 45-24)

### 2023 11-0 record

- vs. #3/3 Montana State (W, 20-16)
- vs. #11/12 North Dakota (W, 42-21)
- at #22 Illinois State (W, 40-21)
- at #12/12 Southern Illinois (W, 17-10)
- at #4/9 South Dakota (W, 37-3)
- vs. #10/11 North Dakota St. (W, 33-16)
- at #22 Youngstown State (W, 34-0)
- ^vs. #17/20 Mercer (W, 41-0)
- ^vs. #6/9 Villanova (W, 23-12)
- ^vs. #9/15 UAlbany (W, 59-0)
- ^vs. #2/2 Montana (W, 23-3)

^denotes FCS playoff game

### 2024 2-1 record

- vs. #11/12 Incarnate Word (W, 45-24)
- at #18 Northern Iowa (W, 41-3)
- at #2/2 North Dakota State (L, 9-13)

2024 South Dakota State University Football  
Overall Statistics (as of Oct 19, 2024)

Team Statistics	SDS	OPP
SCORING	243	100
Points Per Game	34.71	14.29
FIRST DOWNS	143	121
Rushing	71	48
Passing	62	59
Penalty	10	14
RUSHING YARDAGE	1686	696
Yards gained	1741	875
Yards lost	55	179
Attempts	237	227
Avg Per Attempt	7.1	3.1
Avg Per Game	240.9	99.4
TDs Rushing	16	4
PASSING YARDAGE	1286	1367
Att-Comp-Int	189-115-6	218-140-6
Avg Per Attempt	6.80	6.27
Avg Per Catch	11.18	9.76
Avg Per Game	183.71	195.29
TDs Passing	13	7
TOTAL OFFENSE	2972	2063
Total Plays	426	445
Avg Per Play	7.0	4.6
Avg Per Game	424.6	294.7
KICK RETURNS: #-YARDS	15-272	18-295
PUNT RETURNS: #-YARDS	8-192	6-2
INT RETURNS: #-YARDS	6-145	6-42
KICK RETURN AVERAGE	18.13	16.39
PUNT RETURN AVERAGE	24.00	0.33
INT RETURN AVERAGE	24.17	7.00
FUMBLES-LOST	6-1	6-4
PENALTIES-YARDS	37-391	30-240
Avg Per Game	55.86	34.29
PUNTS-YARDS	22-913	32-1351
Avg Per Punt	41.50	42.22
Net Punt Avg	40.50	33.72
KICKOFFS-YARDS	45-2713	26-1497
Avg Per Kick	60.29	57.58
Net Kick Avg	45.73	39.42
TIME OF POSSESSION	03:22:19	03:37:41
Per Game	28:54	31:06
3RD-DOWN CONVERSIONS	37-78	33-98
3rd-Down Pct	47.44 %	33.67 %
4TH-DOWN CONVERSIONS	1-6	5-15
4th-Down Pct	16.67 %	33.33 %
SACKS BY-YARDS	13-101	3-18
MISC YARDS	0	59
TOUCHDOWNS SCORED	32	11
FIELD GOALS-ATTEMPTS	7-10	8-12
ON-SIDE KICKS	0-0	0-0
RED-ZONE SCORES	21-27	11-16
RED-ZONE TOUCHDOWNS	17-27	7-16
PAT-ATTEMPTS	30-31	10-10
ATTENDANCE	58,028	88,007
Dates-Avg Per Date	3-19,343	4-22,002
Neutral Site #-Avg	-	0-0

Conf	Date	Opponent	WL	Score	Record	Time	Attend
	08/31/2024	at Oklahoma St.	L	20-44	0-1 , 0-0	03:26	52,202
	09/07/2024	UIW	W	45-24	1-1 , 0-0	03:24	19,321
	09/14/2024	AUGUSTANA (SD)	W	24-3	2-1 , 0-0	03:02	19,376
	09/21/2024	at Southeastern La.	W	41-0	3-1 , 0-0	02:52	4,387
*	10/05/2024	at UNI	W	41-3	4-1 , 1-0	03:01	12,611
*	10/12/2024	YOUNGSTOWN ST.	W	63-13	5-1 , 2-0	03:00	19,331
*	10/19/2024	at North Dakota St.	L	9-13	5-2 , 2-1	03:16	18,807

\* = Conference game

Score by Quarters	1st	2nd	3rd	4th	Total
South Dakota St.	42	89	70	42	243
Opponents	19	31	28	22	100



2024 South Dakota State University Football  
Overall Statistics (as of Oct 19, 2024)

#	Rushing	GP	ATT	GAIN	LOSS	NET	AVG	TD	LG	AVG/G
3	Johnson, Amar	7	87	528	7	521	6.0	5	40	74.43
20	Vorhees, Kirby	6	28	363	0	363	13.0	3	80	60.50
7	Mason, Chase	6	29	352	16	336	11.6	5	69	56.00
11	Gronowski, Mark	7	45	233	21	212	4.7	3	16	30.29
21	Johnson, Angel	5	26	161	2	159	6.1	0	29	31.80
34	Woods, Maxwell	2	9	79	0	79	8.8	0	44	39.50
24	Begeman, Brenden	4	5	13	0	13	2.6	0	7	3.25
12	Goering, Graham	7	1	6	0	6	6.0	0	6	0.86
18	Wilde, Griffin	7	1	6	0	6	6.0	0	6	0.86
61	Beerntsen, Evan	7	0	0	0	0	0.0	0	0	0.00
	Team	7	6	0	9	-9	-1.5	0	0	-1.29
	<b>Total</b>	<b>7</b>	<b>237</b>	<b>1741</b>	<b>55</b>	<b>1686</b>	<b>7.1</b>	<b>16</b>	<b>80</b>	<b>240.86</b>
	<b>Opponents</b>	<b>7</b>	<b>227</b>	<b>875</b>	<b>179</b>	<b>696</b>	<b>3.1</b>	<b>4</b>	<b>24</b>	<b>99.43</b>

#	Passing	GP	Rating	COMP-ATT-INT	PCT	YDS	TD	LG	AVG/G
11	Gronowski, Mark	7	133.45	108-176-6	61.36 %	1221	11	66	174.43
7	Mason, Chase	6	169.80	6-8-0	75.00 %	51	1	12	8.50
5	Bell, Jon	7	182.53	1-3-0	33.33 %	14	1	14	2.00
10	Dustman, Hunter	7	0.00	0-1-0	0.00 %	0	0	0	0.00
	Team	7	0.00	0-1-0	0.00 %	0	0	0	0.00
	<b>Total</b>	<b>7</b>	<b>134.35</b>	<b>115-189-6</b>	<b>60.85 %</b>	<b>1286</b>	<b>13</b>	<b>66</b>	<b>183.71</b>
	<b>Opponents</b>	<b>7</b>	<b>121.99</b>	<b>140-218-6</b>	<b>64.22 %</b>	<b>1367</b>	<b>7</b>	<b>69</b>	<b>195.29</b>

#	Recelving	GP	NO	YDS	AVG	TD	LG	AVG/G
18	Wilde, Griffin	7	36	432	12.00	4	60	61.71
12	Goering, Graham	7	18	300	16.67	4	45	42.86
3	Johnson, Amar	7	17	115	6.76	0	16	16.43
21	Johnson, Angel	5	8	94	11.75	1	66	18.80
88	Gannon, Greyton	5	6	80	13.33	1	41	16.00
89	Gormley, Brody	6	4	78	19.50	0	61	13.00
4	Prejean, Kentrell	7	10	65	6.50	1	16	9.29
87	Stoffel, Davin	6	5	48	9.60	1	20	8.00
83	Alpers, David	6	2	22	11.00	0	12	3.67
	Ogroske, Lofton	3	2	21	10.50	0	12	7.00
44	Brenner, Kevin	5	2	11	5.50	0	6	2.20
34	Woods, Maxwell	2	2	9	4.50	0	9	4.50
6	Ervin, Elijah	6	1	8	8.00	0	8	1.33
2	Preston, Marcus	5	1	4	4.00	1	4	0.80
	Cole, Devon	6	0	0	NaN	0	0	0.00
11	Ollman, Joe	7	0	0	NaN	0	0	0.00
20	Vorhees, Kirby	6	0	0	NaN	0	0	0.00
7	Mason, Chase	6	1	-1	-1.00	0	0	-0.17
	<b>Total</b>	<b>7</b>	<b>115</b>	<b>1286</b>	<b>11.18</b>	<b>13</b>	<b>66</b>	<b>183.71</b>
	<b>Opponents</b>	<b>7</b>	<b>140</b>	<b>1367</b>	<b>9.76</b>	<b>7</b>	<b>69</b>	<b>195.29</b>

#	Punt Returns	NO	YRDS	AVG	TD	LG
7	Beanum, Dalys	6	114	19.00	1	88
27	Thompson, Noah	0	49	∞	1	49
4	Prejean, Kentrell	1	16	16.00	0	16
5	McShane, Cullen	1	13	13.00	0	13
	<b>Total</b>	<b>8</b>	<b>192</b>	<b>24.00</b>	<b>2</b>	<b>88</b>
	<b>Opponents</b>	<b>6</b>	<b>2</b>	<b>0.33</b>	<b>0</b>	<b>10</b>

#	Interceptions	NO	YRDS	AVG	TD	LG
4	Arrell, Steven	2	34	17.00	0	24
7	Beanum, Dalys	1	50	50.00	0	50
14	Huerter, Colby	1	38	38.00	0	38
32	Bock, Adam	1	23	23.00	0	23
22	Humphrey, Colby	1	0	0.00	0	0
	<b>Total</b>	<b>6</b>	<b>145</b>	<b>24.17</b>	<b>0</b>	<b>50</b>
	<b>Opponents</b>	<b>6</b>	<b>42</b>	<b>7.00</b>	<b>0</b>	<b>39</b>

#	Kick Returns	NO	YRDS	AVG	TD	LG
21	Johnson, Angel	9	236	26.22	1	99
20	Vorhees, Kirby	3	23	7.67	0	15
34	Woods, Maxwell	1	19	19.00	0	19
83	Alpers, David	1	6	6.00	0	6
26	Tilford, Kolten	1	-12	-12.00	0	0
	<b>Total</b>	<b>15</b>	<b>272</b>	<b>18.13</b>	<b>1</b>	<b>99</b>
	<b>Opponents</b>	<b>18</b>	<b>295</b>	<b>16.39</b>	<b>0</b>	<b>35</b>

#	Fumble Returns	NO	YRDS	AVG	TD	LG
23	Durrance, Matthew	1	7	7.00	0	7
	<b>Total</b>	<b>1</b>	<b>7</b>	<b>7.00</b>	<b>0</b>	<b>7</b>
	<b>Opponents</b>	<b>0</b>	<b>0</b>	<b>0</b>	<b>0</b>	<b>0</b>

2024 South Dakota State University Football  
Overall Statistics (as of Oct 19, 2024)

#	Scoring	TD	FG	PAT					SAF	PTS
				KICK	RUSH	RCV	PASS	DXP		
10	Dustman, Hunter	—	7	28-29	—	—	—	—	—	49
3	Johnson, Amar	5	—	—	—	—	—	—	—	30
7	Mason, Chase	5	—	—	—	—	—	—	—	30
12	Goering, Grahm	4	—	—	—	—	—	—	—	24
18	Wilde, Griffin	4	—	—	—	—	—	—	—	24
11	Gronowski, Mark	3	—	—	—	—	—	—	—	18
20	Vorhees, Kirby	3	—	—	—	—	—	—	—	18
21	Johnson, Angel	2	—	—	—	—	—	—	—	12
7	Beanum, Dalys	1	—	—	—	—	—	—	—	6
88	Gannon, Greyton	1	—	—	—	—	—	—	—	6
4	Prejean, Kentrell	1	—	—	—	—	—	—	—	6
2	Preston, Marcus	1	—	—	—	—	—	—	—	6
87	Stoffel, Davin	1	—	—	—	—	—	—	—	6
27	Thompson, Noah	1	—	—	—	—	—	—	—	6
99	Stevens, Jack	—	—	2-2	—	—	—	—	—	2
Team		—	—	—	0-1	—	—	—	—	0
Total		32	7	30-31	0-1	—	—	—	—	243
Opponents		11	8	10-10	—	—	0-1	—	—	100

#	Field Goals	FGM-FGA	PCT	I20	20-29	30-39	40-49	50+	LG	BLK
10	Dustman, Hunter	7-10	70.00 %	0-0	1-1	3-4	3-3	0-2	48	0
Total		7-10	70.00 %	0-0	1-1	3-4	3-3	0-2	48	0
Opponents		8-12	66.67 %	0-3	0-0	4-5	1-1	3-3	52	0

FG Sequence	South Dakota St.	Opponents
Oklahoma St.	(31),(48)	(42),(52),(25)
UIW	37,(30)	(37)
Augustana (SD)	(39)	(32),38
Southeastern La.	-	49,34
UNI	(22),(41),51	(40)
Youngstown St.	-	(39),(31)
North Dakota St.	53,(42)	48

Numbers in (parentheses) indicate field goal was made.

#	Total Offense	G	Plays	Rush	Pass	Total	AVG/G
11	Gronowski, Mark	7	221	212	1221	1433	204.71
3	Johnson, Amar	7	87	521	0	521	74.43
7	Mason, Chase	6	37	336	51	387	64.50
20	Vorhees, Kirby	6	28	363	0	363	60.50
21	Johnson, Angel	5	26	159	0	159	31.80
34	Woods, Maxwell	2	9	79	0	79	39.50
5	Bell, Jon	7	3	0	14	14	2.00
24	Begeman, Brenden	4	5	13	0	13	3.25
12	Goering, Grahm	7	1	6	0	6	0.86
18	Wilde, Griffin	7	1	6	0	6	0.86
Team		7	7	-9	0	-9	-1.29
Total		7	425	1686	1286	2972	424.57
Opponents		7	445	696	1367	2063	294.71

#	Punting	NO	YDS	AVG	LG	TB	FC	I20	50+	BLK
10	Dustman, Hunter	21	869	41.38	55	1	7	8	3	0
41	Pelham, Max	1	44	44.00	44	0	0	1	0	0
Total		22	913	41.50	55	1	7	9	3	0
Opponents		32	1351	42.22	73	4	9	9	5	1

#	Kickoffs	NO	YDS	AVG	TB	OB
10	Dustman, Hunter	43	2598	60.4	18	2
99	Stevens, Jack	2	115	57.5	0	1
Total		45	2713	60.3	18	3
Opponents		26	1497	57.6	10	0

**2024 South Dakota State University Football**  
**Overall Statistics (as of Oct 19, 2024)**

#	All Purpose	G	RUSH	RCV	PR	KR	IR	Total	AVG/G
3	Johnson, Amar	7	521	115	0	0	0	636	90.86
21	Johnson, Angel	5	159	94	0	236	0	489	97.80
18	Wilde, Griffin	7	6	432	0	0	0	438	62.57
20	Vorhees, Kirby	6	363	0	0	23	0	386	64.33
7	Mason, Chase	6	336	-1	0	0	0	335	55.83
12	Goering, Graham	7	6	300	0	0	0	306	43.71
11	Gronowski, Mark	7	212	0	0	0	0	212	30.29
7	Beanum, Dalys	7	0	0	114	0	50	164	23.43
34	Woods, Maxwell	2	79	9	0	19	0	107	53.50
4	Prejean, Kentrell	7	0	65	16	0	0	81	11.57
88	Gannon, Greyton	5	0	80	0	0	0	80	16.00
89	Gormley, Brody	6	0	78	0	0	0	78	13.00
27	Thompson, Noah	4	0	0	49	0	0	49	12.25
87	Stoffel, Davin	6	0	48	0	0	0	48	8.00
14	Huerter, Colby	5	0	0	0	0	38	38	7.60
4	Arrell, Steven	7	0	0	0	0	34	34	4.86
83	Alpers, David	6	0	22	0	6	0	28	4.67
32	Bock, Adam	7	0	0	0	0	23	23	3.29
	Ogroske, Lofton	3	0	21	0	0	0	21	7.00
24	Begeman, Brenden	4	13	0	0	0	0	13	3.25
5	McShane, Cullen	6	0	0	13	0	0	13	2.17
44	Brenner, Kevin	5	0	11	0	0	0	11	2.20
6	Ervin, Elijah	6	0	8	0	0	0	8	1.33
2	Preston, Marcus	5	0	4	0	0	0	4	0.80
26	Tilford, Kolten	6	0	0	0	-12	0	-12	-2.00
	Team	7	-9	0	0	0	0	-9	-1.29
	<b>Total</b>	<b>7</b>	<b>1686</b>	<b>1286</b>	<b>192</b>	<b>272</b>	<b>145</b>	<b>3581</b>	<b>511.57</b>
	<b>Opponents</b>	<b>7</b>	<b>696</b>	<b>1367</b>	<b>2</b>	<b>295</b>	<b>42</b>	<b>2402</b>	<b>343.14</b>

2024 South Dakota State University Football  
Overall Statistics (as of Oct 19, 2024)

#	Defensive Leaders	GP	Tackles				Sacks NO-YDS	Pass Defense			Fumbles		Blocked	
			Solo	ASST	TOT	TFL-YDS		INT-YDS	BU	QBH	RCV-YDS	FF	KICK	SAF
32	Bock, Adam	7	23	25	48.0	5.0-19	1.0-10	1-23	—	1	—	—	—	—
9	Francl, Caleb	7	20	21	41.0	4.0-6	—	—	2	1	—	—	—	—
29	Spalding, Graham	7	20	17	37.0	3.5-6	—	—	3	—	—	—	—	—
23	Durrance, Matthew	7	21	12	33.0	2.0-5	—	—	3	—	1-7	—	—	—
14	Huerter, Colby	5	14	16	30.0	1.0-3	—	1-38	—	—	—	—	—	—
7	Beanum, Dalys	7	17	8	25.0	0.5-1	—	1-50	1	—	—	1	—	—
0	Mcgaughy, Daeton	7	9	12	21.0	2.0-14	1.0-10	—	1	—	—	—	—	—
22	Humphrey, Colby	7	18	—	18.0	—	—	1-0	2	—	—	—	—	—
28	Van Tol, Chase	6	10	8	18.0	2.0-3	—	—	—	—	—	—	—	—
52	DePriest, Jarod	7	8	9	17.0	3.0-11	1.0-8	—	1	1	1-0	1	—	—
94	Clayborne, Kobe	7	7	9	16.0	2.5-15	1.5-10	—	—	—	1-0	—	—	—
99	Ripperda, Dawson	7	6	7	13.0	4.0-26	2.0-21	—	—	—	—	—	—	—
93	Baloun, Max	7	5	7	12.0	3.0-11	1.0-8	—	—	—	—	1	—	—
26	Tilford, Kolten	6	6	6	12.0	1.0-3	—	—	—	—	—	—	—	—
96	Hawthorne, Bryce	6	2	9	11.0	2.0-11	2.0-11	—	—	1	—	—	—	—
4	Arrell, Steven	7	5	4	9.0	—	—	2-34	—	—	—	—	—	—
5	McShane, Cullen	6	4	5	9.0	—	—	—	2	—	—	—	1	—
55	Wolfcale-Holsten, Aaron	6	4	4	8.0	1.5-12	1.0-11	—	—	—	—	—	—	—
90	Keumogne, Randy	5	4	3	7.0	1.0-4	—	—	—	1	—	—	—	—
11	Ollman, Joe	7	2	5	7.0	—	—	—	—	1	—	—	—	—
2	Taylor, Myles	6	6	1	7.0	—	—	—	—	—	—	—	—	—
13	Dautermann, Aydan	6	2	4	6.0	0.5-1	—	—	1	—	1-0	—	—	—
50	Wells, Nick	4	1	5	6.0	2.0-5	—	—	—	—	—	—	—	—
89	Gormley, Brody	6	3	2	5.0	—	—	—	—	—	—	—	—	—
51	Green, Logan	6	1	4	5.0	1.0-6	1.0-6	—	—	1	—	—	—	—
3	Johnson, Dontay	3	4	1	5.0	—	—	—	1	—	—	—	—	—
57	Vanden Bos, Levi	7	2	3	5.0	0.5-5	0.5-5	—	—	2	—	—	—	—
1	Large, Tucker	3	4	—	4.0	—	—	—	—	—	—	—	—	—
54	Lee, Jalen	10	3	—	3.0	—	—	—	—	—	—	—	—	—
33	Johnson, Bryce	7	1	2	3.0	—	—	—	—	—	—	—	—	—
97	Kirschenman, Reis	4	1	2	3.0	1.5-3	—	—	—	4	—	—	—	—
40	Kusler, Aaron	6	1	2	3.0	—	—	—	1	—	—	—	—	—
54	Lee, Jalen	10	3	—	3.0	—	—	—	—	—	—	—	—	—
54	Lee, Jalen	6	3	—	3.0	—	—	—	—	—	—	—	—	—
25	Reeder, Cale	1	1	2	3.0	—	—	—	—	—	—	—	—	—
27	Thompson, Noah	4	2	1	3.0	—	—	—	—	—	—	—	—	—
20	Vorhees, Kirby	6	1	1	2.0	—	—	—	—	—	—	—	—	—
95	Wilson, Zac	2	1	1	2.0	1.5-2	1.0-1	—	—	2	—	—	—	—
24	Begeman, Brenden	4	1	—	1.0	—	—	—	—	—	—	—	—	—
47	Fyfe, Kytan	2	1	—	1.0	—	—	—	—	—	—	1	—	—
11	Gronowski, Mark	7	1	—	1.0	—	—	—	—	—	—	—	—	—
43	Gustad, Andrew	3	1	—	1.0	—	—	—	—	—	—	—	—	—
17	Hoskins III, Abe	3	—	1	1.0	—	—	—	—	—	—	—	—	—
21	Johnson, Angel	5	1	—	1.0	—	—	—	—	—	—	—	—	—
56	Lecuona, Fernando	3	1	—	1.0	—	—	—	—	—	—	—	—	—
98	Muller, Mac	1	—	1	1.0	—	—	—	—	—	—	—	—	—
87	Stoffel, Davin	6	1	—	1.0	—	—	—	—	—	—	—	—	—
10	Dustman, Hunter	7	—	—	—	—	—	—	—	—	—	—	—	—
88	Gannon, Greyton	5	—	—	—	—	—	—	—	—	—	—	—	—
12	Goering, Grahm	7	—	—	—	—	—	—	—	—	—	—	—	—
3	Johnson, Amar	7	—	—	—	—	—	—	—	—	—	—	—	—
7	Mason, Chase	6	—	—	—	—	—	—	—	—	—	—	—	—
4	Prejean, Kentrell	7	—	—	—	—	—	—	—	—	—	—	—	—
2	Preston, Marcus	5	—	—	—	—	—	—	—	—	—	—	—	—
99	Stevens, Jack	1	—	—	—	—	—	—	—	—	—	—	—	—
TM	Team	7	—	—	—	—	—	—	—	—	—	—	—	—
18	Wilde, Griffin	7	—	—	—	—	—	—	—	—	—	—	—	—
Total		7	252	220	472.0	45.0-172	13.0-101	6-145	18	15	4-7	4	1	—
Opponents		7	236	154	390.0	14.0-36	3.0-18	6-42	8	20	1-0	2	1	—



# #17/18 [FBS] OKLAHOMA STATE 44, #1/1 [FCS] SDSU 20

Aug. 31, 2024 • Boone Pickens Stadium (Att.: 52,202)

STILLWATER, Okla. — Oklahoma State running back Ollie Gordon scored three touchdowns, including two in a 21-point third quarter, to lead the 17th-ranked Cowboys to a 44-20 victory over South Dakota State in the football season opener for both teams Saturday afternoon at Boone Pickens Stadium.

SDSU, the top-ranked team in the Football Championship Subdivision after winning back-to-back national titles, had its 29-game winning streak broken. The Jackrabbits' previous loss also was against a Football Bowl Subdivision opponent, a 7-3 setback at Iowa in the 2022 season opener.

Leading 17-6 at halftime, the Cowboys extended their lead on the first possession of the second half when Gordon took a lateral (originally ruled a pass) from Alan Bowman and cut down the left hash and sideline, breaking a couple tackles on his way to the end zone for a 22-yard score.

The Jackrabbits quickly responded with a three-play, 75-yard drive all through the air. Mark Gronowski connected with Griffin Wilde on pass plays of 21 and 33 yards before connecting with Graham Goering in the end zone for a 21-yard touchdown. It was Goering's first touchdown of his career.

OSU would build its lead to 41-13 by scoring the next 17 points. After converting on third-and-9, Bowman hooked up with Rashod Owens on a 58-yard touchdown pass, which was followed later in the quarter on a 1-yard touchdown run by Gordon.

The Cowboys' scoring run ended with a 52-yard field goal by Logan Ward 70 seconds into the final stanza.

SDSU again countered with a quick touchdown as Griffin Wilde hauled in a Gronowski pass deep over the middle and out-ran the defense for a 60-yard touchdown. Wilde ended the afternoon with career highs of seven catches and 150 receiving yards.

Oklahoma State scored on each of its first three drives of the game, breaking into the scoring column with a 42-yard field goal by Logan Ward that was followed moments later by a 6-yard touchdown pass from Bowman to Brennan Presley.

Gordon capped OSU's longest drive of the first half with a 12-yard touchdown run midway through the second quarter that was his longest carry of the game. The reigning Doak Walker Award winner, Gordon finished the afternoon with 104 yards on 27 carries and added four receptions for 42 yards.

SDSU put together a pair of scoring drives in the second quarter that ended with field goals of 31 and 48 yards by senior kicker Hunter Dustman. The first scoring march was an eight-play, 58-yard drive that began late in the first quarter.

Yardage totals ended up nearly identical with Oklahoma State holding a slim 394-388 advantage.

Gronowski completed 20-of-37 passes for 264 yards and an interception, while Amar Johnson paced the ground game with 73 yards on nine carries, including a 40-yard gain on the final play of the first quarter that set up the Jackrabbits' first field goal. Goering added career highs of four catches and 69 receiving yards.

Bowman was an efficient 25-of-34 passing for 267 yards, with Presley catching seven balls for 35 yards and De'Zhaun Stribling tallying six catches for a team-high 83 yards.

Adam Bock led the Jackrabbit defense with 12 tackles, followed by a career-high eight tackles from Caleb Franci.

OSU's Trey Rucker registered a game-high 15 tackles. Nick Martin contributed 10 tackles and a sack for the Cowboys.



Graham Goering hauled in a 21-yard pass from Mark Gronowski in the third quarter for the first South Dakota State touchdown of the 2024 season.

SCORE BY QUARTERS	1	2	3	4	FINAL
South Dakota State (0-1)	0	6	7	7	20
Oklahoma State (1-0)	10	7	21	6	44

## SCORING SUMMARY

1st	8:15	OSU	— Logan Ward 42 yd field goal
1st	2:03	OSU	— Brennan Presley 6 yd pass from Alan Bowman (Ward kick)
2nd	12:15	SDSU	— Hunter Dustman 31 yd field goal
2nd	8:35	OSU	— Ollie Gordon 12 yd run (Ward kick)
2nd	3:52	SDSU	— Dustman 48 yd field goal
3rd	10:46	OSU	— Gordon 22 yd run (Ward kick)
3rd	9:10	SDSU	— Graham Goering 21 yd pass from Mark Gronowski (Dustman kick)
3rd	6:29	OSU	— Rashod Owens 58 yd pass from Bowman (Ward kick)
3rd	2:29	OSU	— Gordon 1 yd run (Ward kick)
4th	13:50	OSU	— Ward 52 yd field goal
4th	12:10	OSU	— Griffin Wilde 60 yd pass from Gronowski (Dustman kick)
4th	1:10	OSU	— Ward 25 yd field goal

## TEAM STATISTICS

	SDSU	OSU
FIRST DOWNS	17	23
RUSHES-YARDS (NET)	28-124	39-149
PASSING YDS (NET)	264	245
Passes Att-Comp-Int	37-20-1	33-24-0
TOTAL OFFENSE PLAYS-YARDS	65-388	72-394
Punt Returns-Yards	0-0	2-0
Kickoff Returns-Yards	4-78	3-55
Interception Returns-Yards	0-0	1-3
Punts (Number-Avg)	3-48.0	4-54.8
Fumbles-Lost	1-0	0-0
Penalties-Yards	5-42	1-10
Possession Time	30:47	29:13
Third-Down Conversions	3 of 13	5 of 14
Fourth-Down Conversions	0 of 4	2 of 2
Red-Zone Scores-Chances	1-1	4-4
Sacks By: Number-Yards	0-0	2-13

**RUSHING LEADERS:** SDSU - Amar Johnson 9-73; Angel Johnson 6-27; Mark Gronowski 10-17; Kirby Vorhees 2-7; Chase Mason 1-0. OSU - Ollie Gordon 28-126; Alan Bowman 2-8; Trent Howland 3-7; Sesi Vailahi 5-4; Brennan Presley 1-4. **PASSING LEADERS:** SDSU - Mark Gronowski 20-36-1 264; Hunter Dustman 0-1-0 0. OSU - Alan Bowman 24-33-0 245. **RECEIVING LEADERS:** SDSU - Griffin Wilde 7-150; Graham Goering 4-69; Amar Johnson 2-17; Greyton Gannon 2-17; Davin Stoffel 2-7; Angel Johnson 2-(-6); Kentrell Prejean 1-10. OSU - Brennan Presley 7-35; De'Zhaun Stribling 6-83; Rashod Owens 3-81; Ollie Gordon 3-20; Sesi Vailahi 2-14; Gavin Freeman 2-10; Trent Howland 1-2. **INTERCEPTIONS:** SDSU - none. OSU - Korie Black 1-3. **SACKS:** SDSU - none. OSU - Nick Martin 1.0-9; Collin Oliver 1.0-4. **TACKLE LEADERS (UA-A-TOT):** SDSU - Adam Bock 6-6-12; Caleb Franci 3-5-8; Dalys Beatum 3-4-7; Colby Humphrey 6-0-6; Matthew Durrance 1-5-6; Daeton Mcgaughy 3-2-5. OSU - Trey Rucker 9-6-15; Nick Martin 7-3-10; Kendal Daniels 3-0-3; Cam Smith 2-1-3; Cameron Epps 2-1-3; Jeff Roberson 2-1-3; Kale Smith 1-2-3; Collin Clay 1-2-3; Iman Oates 0-3-3.

# #1/1 SDSU 45, #11/12 INCARNATE WORD 24

Sept. 7, 2024 • Dana J. Dykhouse Stadium (Att.: 19,321)

South Dakota State scored touchdowns on its first four drives of the second half to pull away from Incarnate Word for a 45-24 victory Sept. 7 in a battle between ranked teams that was played before a crowd of 19,321 at Dana J. Dykhouse Stadium.

The top-ranked and two-time defending Football Championship Subdivision champion Jackrabbits rebounded from a season-opening loss at Oklahoma State to improve to 1-1 on the young season. UIW, ranked 11th this week by the FCS coaches and 12th in the Stats Perform media poll, dropped to 1-1.

After the Cardinals tied the game at 17-all on a 69-yard pass from Zach Calzada to Jalen Walthall less than two minutes into the second half, the SDSU offense began to take control. An 11-play, 69-yard drive included three third-down conversions, the last of which was an 11-yard pass from Mark Gronowski to Griffin Wilde that resulted in a touchdown.

The Jackrabbit defense responded on the ensuing UIW possession with a three-and-out that led to the only punt of the night by either squad. After taking over at the own 28, SDSU needed only three plays to extend its lead to 31-17. On the second play of the drive, sophomore tight end Brody Gormley caught a Gronowski pass in stride on the right numbers and rolled 61 yards to the UIW 6. Amar Johnson found the end zone on the next play for his first touchdown of the season.

UIW continued to make big plays in the passing game, closing the gap to 31-24 when Calzada dropped a pass deep in the right corner of the end zone into the arms of Roy Alexander for a 35-yard touchdown with 14 minutes and 22 seconds to play in the game.

SDSU used a mix of runs and short passes to march right back down the field. Wilde caught passes of 5 and 12 yards while Johnson picked up 27 yards between the ground and through the air, including the final three yards for his second rushing touchdown of the night.

The Jackrabbits put the game out of reach moments later by forcing their first turnover of the season and cashing in with their final touchdown of the game. Dalys Beenum punched the ball away from a Cardinal receiver and Matthew Durrance came up with the fumble recovery and return to the UIW 42. Four plays later, Gronowski tossed his fourth touchdown pass of the game — and his second to Wilde — deep over the middle from 25 yards out.

A sophomore from Sioux Falls, Wilde established a new career high for receptions for the second week in a row, hauling in a game-high 10 catches for 106 yards.

Wilde's counterpart at wide receiver, Graham Goering, gave the Jackrabbits a 17-10 lead heading into halftime with a 22-yard touchdown catch in the left corner of the end zone to close out an eight-play, 77-yard drive.

However, SDSU missed on a couple other scoring opportunities in the first half, missing a 37-yard field goal attempt on the opening drive of the game and having another drive approaching the red zone later in the half end on an interception.

Hunter Dustman tied the game at 3-all with a 30-yard field goal on the first snap of the second quarter and moments after the Jackrabbit defense turned over UIW on downs, Gronowski hooked up with tight end Greyton Gannon on a deep ball for a 41-yard score.

Gronowski ended the night 21-for-32 passing for 285 yards and four touchdowns while connecting with seven different receivers. Johnson, who tied a career high with two touchdowns, tallied a game-high 112 yards on 19 carries.

Overall, SDSU held a 515-419 advantage in total offense. The Jackrabbits were successful on 10-of-13 third-down attempts while racking up 35:17 in possession time.

Calzada completed 31-of-39 pass attempts for 351 yards and also led the



Amar Johnson rushed for a pair of second-half touchdowns and ended the game with 112 yards on 19 carries.

Cardinals in rushing with 43 yards on seven carries. Alexander recorded nine catches for 128 yards, with Walthall, who also scored UIW's first touchdown on a 5-yard pass play, posting seven catches for 137 yards.

Adam Bock paced the SDSU defense with nine tackles, including three behind the line of scrimmage. Durrance notched a career-high eight tackles, including seven solo stops, while Darius Sanders led UIW with nine tackles.

SCORE BY QUARTERS	1	2	3	4	FINAL
Incarnate Word (1-1)	3	7	7	7	24
South Dakota State	10	7	21	6	44

## SCORING SUMMARY

1st	6:06	UIW	—	Brack Peacock	37 yd field goal
2nd	14:57	SDSU	—	Hunter Dustman	30 yd field goal
2nd	11:11	SDSU	—	Greyton Gannon	41 yd pass from Mark Gronowski (Dustman kick)
2nd	6:51	UIW	—	Jalen Walthall	5 yd pass from Zach Calzada (Peacock kick)
2nd	3:32	SDSU	—	Graham Goering	22 yd pass from Gronowski (Dustman kick)
3rd	13:11	UIW	—	Walthall	69 yd pass from Calzada (Peacock kick)
3rd	7:13	SDSU	—	Griffin Wilde	11 yd pass from Gronowski (Dustman kick)
3rd	3:58	SDSU	—	Amar Johnson	6 yd run (Dustman kick)
4th	14:22	UIW	—	Roy Alexander	35 yd pass from Calzada (Peacock kick)
4th	10:34	SDSU	—	Johnson	3 yd run (Dustman kick)
4th	7:47	SDSU	—	Wilde	25 yd pass from Gronowski (Dustman kick)

## TEAM STATISTICS

	UIW	SDSU
FIRST DOWNS	20	31
RUSHES-YARDS (NET)	20-68	42-230
PASSING YDS (NET)	351	285
Passes Att-Comp-Int	39-31-0	32-21-1
TOTAL OFFENSE PLAYS-YARDS	59-419	74-515
Punt Returns-Yards	0-0	0-0
Kickoff Returns-Yards	4-65	5-52
Interception Returns-Yards	1-0	0-0
Punts (Number-Avg)	1-39.0	0-0.0
Fumbles-Lost	1-1	1-0
Penalties-Yards	9-100	6-71
Possession Time	24:43	35:17
Third-Down Conversions	6 of 11	10 of 13
Fourth-Down Conversions	0 of 3	0 of 0
Red-Zone Scores-Chances	2-2	4-6
Sacks By: Number-Yards	0-0	1-1

**RUSHING LEADERS:** UIW - Zach Calzada 7-43; Dekalon Taylor 8-14; Isaiah Robinson 5-11. SDSU - Amar Johnson 19-112; Angel Johnson 6-42; Chase Mason 4-30; Kirby Vorhees 5-27; Mark Gronowski 3-9; Brenden Begeman 2-7; Graham Goering 1-6. **PASSING LEADERS:** UIW - Zach Calzada 31-39-0 351. SDSU - Mark Gronowski 21-32-1 285. **RECEIVING LEADERS:** UIW - Roy Alexander 9-128; Jalen Walthall 7-137; Dekalon Taylor 4-29; Isaiah Robinson 3-21. SDSU - Griffin Wilde 10-106; Graham Goering 3-50; Amar Johnson 3-16; Greyton Gannon 2-47; Brody Gormley 1-61; Kentrell Prejean 1-6; Chase Mason 1-(-1). **INTERCEPTIONS:** UIW - none. SDSU - none. **SACKS:** UIW - none. SDSU - Zac Wilson 1.0-1. **TACKLE LEADERS (UA-A-TOT):** UIW - Darius Sanders 7-2-9; Mason Chambers 6-1-7; Ronald Wilson 4-1-5; Kendrick Stone 4-1-5. SDSU - Adam Bock 5-4-9; Matthew Durrance 7-1-8; Caleb Franci 4-3-7; Graham Spalding 4-1-5; Dalys Beenum 4-1-5.



## #1/1 [FCS] SDSU 24, #14/18 [D-II] AUGUSTANA 3

Sept. 14, 2024 • Dana J. Dykhouse Stadium (Att.: 19,376)

South Dakota State running back Amar Johnson topped the 100-yard mark for the second game in a row and the Jackrabbit defense held Augustana out of the end zone in a 24-3 Beef Bowl victory before a crowd of 19,376 Saturday night at Dana J. Dykhouse Stadium.

SDSU, the top-ranked team in the Football Championship Subdivision, improved to 2-1 overall. Augustana, ranked 14th in the NCAA Division II coaches' poll, dropped to 1-1 on the season.

The Vikings capitalized on a turnover on the opening kickoff to put the first points on the board. Jake Detert jarred the ball loose from Jackrabbit kick returner Kolten Tilford and Kael Ryan recovered the fumble at the SDSU 11. The Jackrabbit defense held firm, however, as Augustana settled for a 32-yard field goal by Jake Pecina two minutes into the contest.

SDSU responded on its first offensive drive, putting together a six-play, 60-yard touchdown drive, starting when Johnson picked up first downs on the first two Jackrabbit plays from scrimmage, a 12-yard pass and a 13-yard run. One play after SDSU picked up a crucial first down via defensive holding on a third-down play, quarterback Mark Gronowski rolled around left end and scored from 9 yards out.

The Jackrabbits extended their lead to 17-3 with a pair of scores in the second quarter. Once again, Johnson was at the center of the first scoring drive of the quarter, accounting for all 55 yards of the four-play march. A senior from O'Fallon, Missouri, strung together runs of 16, 26 and 12 yards to put SDSU on the doorstep. He then took a direct snap and plunged in from a yard out.

After turning Augustana over on downs for the second time in as many drives, the Jackrabbits added a 39-yard field goal by Hunter Dustman in the closing seconds of the first half.

SDSU took advantage of a short field after a shanked punt to score what would be the final points of the night midway through the third quarter as Gronowski scored his second touchdown of the night on a 1-yard run.

Mistakes prevented the Jackrabbits from adding to their lead down the stretch as SDSU uncharacteristically turned the ball over three times in the game and committed nine penalties for 110 yards. Augustana was flagged seven times for 40 yards.

The Jacks did finish with a 374-171 advantage in total offense, including a 233-24 margin in rushing yards. Johnson matched his career high with 126 yards on 17 carries, while freshman running back Maxwell Woods gained 61 yards on six carries, including a 44-yard run on his second carry of the night, in his collegiate debut.

Gronowski completed 19-of-27 passes for 141 yards, but was intercepted two times. Griffin Wilde was the top target with six catches for 47 yards, while Johnson (14 yards) and Kentrell Prejean (20 yards) each tallied three receptions.

Evan Bearth came off the bench to pace the Augustana offense by completing 8-of-17 passes for 92 yards, while starter Thomas Scholten was 12-of-18 passing for 55 yards and an interception. Isaiah Huber hauled in five catches for 53 yards, with former Jackrabbit Canyon Bauer adding five receptions for 37 yards. Rashad Lampkin led the Augie ground game with 26 yards on six carries.

Defensively, the Jackrabbits were led by Kobe Clayborne with five tackles, including a tackle for loss. Fellow defensive end Dawson Ripperda registered 1.5 sacks and was one of five SDSU players with four stops.

Augustana's Logan Leonard led all players with 10 tackles and added an interception. Peyton Buckley notched eight tackles and had the other Viking interception.



The South Dakota State defense kept Augustana out of the end zone in a 24-3 Beef Bowl victory Sept. 14 at Dana J. Dykhouse Stadium.

SCORE BY QUARTERS	1	2	3	4	FINAL
Augustana (1-1)	3	0	0	0	3
South Dakota State (2-1)	7	10	7	0	24

### SCORING SUMMARY

1st	13:04	AU	-	Jake Pecina 32 yd field goal
1st	9:59	SDSU	-	Mark Gronowski 9 yd run (Hunter Dustman kick)
2nd	12:39	SDSU	-	Amar Johnson 1 yd run (Dustman kick)
2nd	00:44	SDSU	-	Dustman 39 yd field goal
3rd	7:20	SDSU	-	Gronowski 1 yd run (Dustman kick)

TEAM STATISTICS	AU	SDSU
FIRST DOWNS	12	223
RUSHES-YARDS (NET)	21-24	36-233
PASSING YDS (NET)	147	141
Passes Att-Comp-Int	36-20-1	27-19-2
TOTAL OFFENSE PLAYS-YARDS	57-171	63-374
Punt Returns-Yards	0-0	1-2
Kickoff Returns-Yards	0-0	2-7
Interception Returns-Yards	2-39	1-0
Punts (Number-Avg)	6-37.0	4-45.5
Fumbles-Lost	0-0	1-1
Penalties-Yards	7-40	9-110
Possession Time	28:16	31:44
Third-Down Conversions	3 of 15	3 of 10
Fourth-Down Conversions	0 of 3	0 of 1
Red-Zone Scores-Chances	1-3	3-4
Sacks By: Number-Yards	0-0	3-29

**RUSHING LEADERS:** AU - Rashad Lampkin 6-26; Max Grand 4-11; Jarod Epperson 6-10; Thomas Scholten 3-1. **SDSU** - Amar Johnson 17-126; Maxwell Woods 6-61; Mark Gronowski 6-28; Kirby Vorhees 5-21. **PASSING LEADERS:** AU - Thomas Scholten 12-18-1 55; Evan Bearth 8-17-0 92. **SDSU** - Mark Gronowski 19-27-2 141. **RECEIVING LEADERS:** AU - Isaiah Huber 5-53; Canyon Bauer 5-37; Jarod Epperson 4-21; Max Minor 2-26; Matt Francis 1-8; Austin Johnston 1-6; Sam Scholten 1-1. **SDSU** - Griffin Wilde 6-47; Kentrell Prejean 3-20; Amar Johnson 3-14; Graham Goering 2-25; Maxwell Woods 2-9; Greyton Gannon 1-12; Elijah Ervin 1-8; Kevin Brenner 1-6. **INTERCEPTIONS:** AU - Peyton Buckley 1-39; Logan Leonard 1-0. **SDSU** - Colby Humphrey 1-0. **SACKS:** AU - none. **SDSU** - Dawson Ripperda 1.5-16; Aaron Wolfcale-Holsten 1.0-11; Logan Green 0.5-2. **TACKLE LEADERS (UA-A-TOT):** AU - Logan Leonard 7-3-10; Peyton Buckley 5-3-8; Haden Wallace 6-1-7; T.J. Murray 5-0-5; Kade Lynott 2-2-4; Will Davis 2-2-4. **SDSU** - Kobe Clayborne 4-1-5; Dalys Beanum 3-1-4; Graham Spalding 2-2-4; Adam Bock 2-2-4; Colby Huerter 2-2-4; Dawson Ripperda 2-2-4.

# #1/1 SDSU 41, SOUTHEASTERN LOUISIANA 0

Sept. 21, 2024 • Strawberry Stadium (Att.: 4,387)

HAMMOND, La. — Backup running back Kirby Vorhees ran for 179 yards and three touchdowns while the South Dakota State defense pitched another shutout as the top-ranked Jackrabbits wrapped up the nonconference portion of their schedule with a 41-0 victory at Southeastern Louisiana Sept. 21 at Strawberry Stadium.

SDSU ran its record to 3-1 while the Lions dropped to 1-3 on the season.

The Jackrabbits grabbed a 7-0 lead before running their first offensive play when Dalys Beanum fielded a punt in the middle of the field at his own 12 and rolled around the left side for an 88-yard touchdown with 8 minutes and 57 seconds remaining in the first quarter.

Vorhees went to work in the second quarter, scoring on each of his first two carries as he broke numerous tackles on his way to the end zone with runs of 20 and 22 yards. SDSU's second extra-point try of the sequence failed, leaving the Jackrabbits with a 20-0 halftime advantage.

A redshirt freshman from Lutz, Florida, Vorhees made it 3-for-3 as he burst through the line and rambled 80 yards for his third touchdown of the night in as many carries midway through the third quarter. He would end the night with a career-high 179 yards on only five carries for an average of 35.8 yards per attempt.

Meanwhile, the SDSU defense continued to put the clamps on Southeastern Louisiana, limiting the Lions to less than 100 yards of offense in each half. The Jackrabbits got first-half interceptions from Colby Huerter and Steven Arrell while racking up four sacks and 11 tackles for loss.

Huerter, Graham Spalding and Adam Bock each registered seven tackles, with redshirt freshman Nick Wells tallying a pair of tackles for loss. The Jackrabbits held SLU to 2-for-16 on third-down attempts.

SDSU extended its lead to 34-0 on a 14-yard touchdown run by Amar Johnson and closed out the scoring with a 1-yard scoring plunge by backup quarterback Chase Mason in the fourth quarter. Johnson's TD ended a six-play, 87-yard scoring drive that included a 39-yard by Vorhees on the second play of the drive.

The Jackrabbits finished with 341 yards on the ground and a 417-186 advantage in total offense. Johnson carried 11 times for 65 yards and was the Jackrabbits' leading receiving with three catches for 37 yards.

The Jackrabbit passing attack never got on track in the contest as Mark Gronowski completed 7-of-17 passes for 65 yards with one interception. Mason was 1-of-2 passing for 11 yards.

SLU quarterback Damon Stewart completed 9-of-20 passes for 81 yards. Darius Lewis was the leading pass-catcher with five receptions for 56 yards, with Antonio Martin Jr. pacing the ground game with 14 carries for 36 yards.

K.K. Reno led all players with 10 tackles for the Lions.

The shutout was the fourth by the Jackrabbits in Jimmy Rogers' two seasons as head coach.



Kirby Vorhees scored touchdowns on each of his first three carries and ended the night with 179 yards on only five rushing attempts in South Dakota State's 41-0 victory Sept. 21 at Southeastern Louisiana.

SCORE BY QUARTERS	1	2	3	4	FINAL
South Dakota State (3-1)	7	13	14	7	41
Southeastern Louisiana (1-3)	0	0	0	0	0

## SCORING SUMMARY

1st	8:57	SDSU	-	Dalys Beanum 88 yd punt return (Hunter Dustman kick)
2nd	9:05	SDSU	-	Kirby Vorhees 20 yd run (Dustman kick)
2nd	00:30	SDSU	-	Vorhees 22 yd run (team kick attempt failed)
3rd	8:08	SDSU	-	Vorhees 80 yd run (Dustman kick)
3rd	00:53	SDSU	-	Amar Johnson 14 yd run (Dustman kick)
4th	4:49	SDSU	-	Chase Mason 1 yd run (Dustman kick)

## TEAM STATISTICS

	SDSU	SLU
FIRST DOWNS	18	13
RUSHES-YARDS (NET)	36-341	41-94
PASSING YDS (NET)	76	92
Passes Att-Comp-Int	19-8-1	23-10-2
TOTAL OFFENSE PLAYS-YARDS	55-417	64-186
Punt Returns-Yards	4-118-1	0-0
Kickoff Returns-Yards	0-0	4-80
Interception Returns-Yards	2-62	1-0
Punts (Number-Avg)	5-35.6	7-39.7
Fumbles-Lost	0-0	0-0
Penalties-Yards	4-54	3-12
Possession Time	25:52	34:08
Third-Down Conversions	4 of 9	2 of 16
Fourth-Down Conversions	0 of 0	1 of 2
Red-Zone Scores-Chances	3-4	0-1
Sacks By: Number-Yards	4-32	1-5

**RUSHING LEADERS:** SDSU - Kirby Vorhees 5-179; Amar Johnson 11-65; Chase Mason 7-56; Mark Gronowski 6-20; Maxwell Woods 3-18; Brenden Begeman 2-6. SLU - Antonio Martin Jr. 14-36; Brandon Hayes 4-28; Harlan Dixon 7-28; Damon Stewart 11-5; Rodeo Graham Jr. 205; Kimon O'Sullivan 1-1. **PASSING LEADERS:** SDSU - Mark Gronowski 7-17-1 65; Chase Mason 1-2-0 11. SLU - Damon Stewart 9-20-2 81; Eli Sawyer 1-3-0 11. **RECEIVING LEADERS:** SDSU - Amar Johnson 3-37; Graham Goering 2-23; Kentrell Prejean 2-13; Griffin Wilde 1-3. SLU - Darius Lewis 5-56; Ivan Drobocky 2-19; Brandon Hayes 1-9; Errol Rogers Jr. 1-8; Harlan Dixon 1-0. **INTERCEPTIONS:** SDSU - Colby Huerter 1-38; Steven Arrell 1-24. SLU - Donté Daniels 1-0. **SACKS:** SDSU - Kobe Clayborne 1.5-10; Daeton Mcgaughy 1.0-10; Bryce Hawthorne 1.0-7; Levi Vanden Bos 0.5-5. SLU - Ahmad Bradley 0.5-3; Shemar Pearl 0.5-2. **TACKLE LEADERS (UA-A-TOT):** SDSU - Colby Huerter 4-3-7; Graham Spalding 2-5-7; Adam Bock 2-5-7; Daeton Mcgaughy 1-5-6; Caleb Franci 2-3-5. SLU - K.K. Reno 5-5-10; Coryell Pierce 5-3-8; Cornelius Dyson 3-1-4; Donté Daniels 2-2-4; Kaleb Proctor 1-3-4.



# #1/1 SDSU 41, #18 NORTHERN IOWA 3

Oct. 5, 2024 • UNI-Dome (Att.: 12,611)

CEDAR FALLS, Iowa — Top-ranked South Dakota State forced four Northern Iowa turnovers, scored on a blocked punt and found balance on offense to cruise past Northern Iowa, 41-3, in the Missouri Valley Football Conference opener for both teams Oct. 5 at the UNI-Dome.

The Jackrabbits improved to 4-1 overall in extending their winning streak against Football Championship Subdivision opponents to 31 games. UNI, which entered the weekend ranked 18th in the coaches' poll and receiving votes in the media poll, dropped to 2-3 overall.

SDSU forced its first turnover on UNI's opening drive of the game as Jarod DePriest jarred the ball loose from Panther running back Tye Edwards and Kobe Clayborne recovered at the Jackrabbit 46. Mark Gronowski connected with Griffin Wilde on a 15-yard pass play to open the ensuing drive and Amar Johnson picked up 25 yards on the ground before Gronowski hooked up with Kentrell Prejean in the left corner of the end zone for a 16-yard touchdown.

After a Steven Arrell interception, a 22-yard field goal by Hunter Dustman on the second play of the second quarter gave SDSU a 10-0 lead and kick-started an avalanche of more big plays.

As UNI lined up to punt near midfield on its first possession of the second quarter, Cullen McShane broke through the protection to block the attempt and Noah Thompson scooped up the loose ball and scored from 49 yards out.

The Jackrabbits then forced their second fumble of the opening half with Max Baloun stripping the ball from quarterback Aidan Dunne and DePriest recovering at the UNI 14. Two plays later, SDSU backup quarterback Chase Mason plunged in from 6 yards for a 24-0 Jackrabbit lead.

UNI put its only points of the game on the board late in the first half with an eight-play, 57-yard drive that ended with a 40-yard field goal by Caden Palmer.

SDSU worked the two-minute drill effectively to close the first half. Amar Johnson caught four passes out of the backfield as part of a nine-play, 41-yard march that culminated with a 41-yard field goal by Dustman.

The Jackrabbits showed no signs of a letdown in the third quarter as they tacked on two more touchdowns. An Adam Bock interception and return deep in UNI territory set up a 6-yard touchdown pass from Gronowski to Graham Goering for the first score.

SDSU's final tally came on a screen pass from Gronowski to Angel Johnson. With the ball at the UNI 34, Johnson caught the middle screen two yards behind the line of scrimmage and weaved his way through traffic and down the left sideline, getting a key block from wide receiver Elijah Ervin for a 66-yard touchdown.

Gronowski ended the day 16-of-22 for 221 yards and three scores. Amar Johnson was the leading pass-catcher with four receptions for 28 yards, with Goering (52 yards) and Wilde (39 yards) adding three catches each.

Overall, SDSU held a 390-246 advantage in total offense with Kirby Vorhees pacing the rushing attack with 45 yards on eight carries late in the contest.

Dunne closed the afternoon with 113 yards on 8-of-15 passing. Matthew Schecklman finished at quarterback for the Panthers, completing 9-of-16 attempts for 67 yards. Sergio Morancy caught a game-high six passes for 73 yards, with Edwards picking up 62 yards on the ground on 12 carries.

DePriest led SDSU with six tackles, including two for loss and a sack. Colby Huerter registered five stops.

J.J. Dervil led all players with eight tackles for UNI.



Steven Arrell's interception in the second quarter was the second of four turnovers forced by the Jackrabbit defense in a 41-3 road drubbing of Northern Iowa.

SCORE BY QUARTERS	1	2	3	4	FINAL
South Dakota State (4-1, 1-0)	7	20	14	0	41
Northern Iowa (2-3, 0-1)	0	3	0	0	3

## SCORING SUMMARY

1st	8:43	SDSU	–	Kentrell Prejean 16 yd pass from Mark Gronowski (Hunter Dustman kick)
2nd	14:53	SDSU	–	Dustman 22 yd field goal
2nd	9:33	SDSU	–	Noah Thompson 49 yd blocked punt return (Dustman kick)
2nd	8:16	SDSU	–	Chase Mason 6 yd run (Dustman kick)
2nd	1:25	UNI	–	Caden Palmer 40 yd field goal
2nd	00:07	SDSU	–	Dustman 41 yd field goal
3rd	12:39	SDSU	–	Graham Goering 7 yd pass from Gronowski (Dustman kick)
3rd	10:08	SDSU	–	Angel Johnson 66 yd pass from Gronowski (Dustman kick)

## TEAM STATISTICS

	SDSU	UNI
FIRST DOWNS	17	16
RUSHES-YARDS (NET)	34-139	33-66
PASSING YDS (NET)	249	180
Passes Att-Comp-Int	26-19-0	31-17-2
TOTAL OFFENSE PLAYS-YARDS	60-388	62-246
Punt Returns-Yards	2-71-1	1-2
Kickoff Returns-Yards	1-15	2-35
Interception Returns-Yards	2-33	0-0
Punts (Number-Avg)	3-48.0	5-32.8
Fumbles-Lost	1-0	3-2
Penalties-Yards	2-15	2-15
Possession Time	30:43	29:17
Third-Down Conversions	5 of 12	3 of 13
Fourth-Down Conversions	1 of 1	2 of 3
Red-Zone Scores-Chances	5-7	0-1
Sacks By: Number-Yards	3-20	0-0

**RUSHING LEADERS:** SDSU - Kirby Vorhees 8-45; Amar Johnson 10-40; Angel Johnson 6-31; Chase Mason 7-9; Mark Gronowski 2-8; Griffin Wilde 1-6. UNI - Tye Edwards 12-62; Amauri Pesek-Hickson 8-23; Layne Pryor 1-0; Aidan Dunne 4-(-5); Matthew Schecklman 5-(-14). **PASSING LEADERS:** SDSU - Mark Gronowski 16-22-0 221; Chase Mason 3-4-0 28. UNI - Aidan Dunne 8-15-2 113; Matthew Schecklman 9-16-0 67. **RECEIVING LEADERS:** SDSU - Amar Johnson 4-28; Graham Goering 3-52; Griffin Wilde 3-39; Angel Johnson 2-76; Kentrell Prejean 2-17; David Alpers 1-12; Lofton O'Groske 1-9; Brody Gormley 1-7; Kevin Brenner 1-5; Greyton Gannon 1-4. UNI - Sergio Morancy 6-73; J.C. Roque Jr. 5-6; Layne Pryor 3-26; Jaiden Ellis-Lahey 2-24; Desmond Hutson 1-11. **INTERCEPTIONS:** SDSU - Adam Bock 1-23; Steven Arrell 1-10. UNI - none. **SACKS:** SDSU - Max Baloun 1.0-8; Jarod DePriest 1.0-8; Bryce Hawthorne 1.0-4. UNI - none. **TACKLE LEADERS (UA-A-TOT):** SDSU - Jarod DePriest 4-2-6; Colby Huerter 2-3-5; Bryce Hawthorne 1-4-5; Caleb Francl 2-2-4; Matthew Durrance 4-0-4; Adam Bock 2-2-4. UNI - J.J. Dervil 4-4-8; Albert Nunes 2-5-7; Jonathan Cabral-Martin 2-5-7; Jack Kriebs 1-6-7; Carter Hewitt 2-5-7; Ben Belken 2-3-5.

# #1/1 SDSU 63, YOUNGSTOWN STATE 13

Oct. 12, 2024 • Dana J. Dykhouse Stadium (Att.: 19,331)

South Dakota State clicked off a number of big plays from start to finish in posting a 63-13 Hobo Day victory over Youngstown State Oct. 12 before a crowd of 19,331 at Dana J. Dykhouse Stadium.

The top-ranked Jackrabbits improved to 5-1 overall and 2-0 in the Missouri Valley Football Conference. .

Angel Johnson set the tone by returning the opening kickoff 99 yards for a touchdown. The Viborg native fielded the ball at the 1-yard line on the right hash and cut down the right sideline to out-race the Penguin coverage unit. It marked the third game in a row that SDSU scored a special teams touchdown.

After the Jackrabbit defense forced a three-and-out on YSU's first offensive series, the SDSU offense went to work on an afternoon in which the Jackrabbits would average 13 yards per play.

SDSU needed only four plays to find the end zone on its first offensive possession. Amar Johnson ran for 23 yards on the first play before backup quarterback Chase Mason took a handoff from Mark Gronowski in a two-quarterback system and score from 38 yards out, giving the Jackrabbits a 14-0 lead 3 minutes and 38 seconds into the game.

Youngstown State, 2-5 overall and 1-2 in league play, converted twice on third-and-long plays to get on the board later in the first quarter with a 13-play, 54-yard drive that ended with a 39-yard field goal by Andrew Lastovka.

The Jackrabbits then reeled off the next 21 points, starting with a nine-play touchdown drive late in the first quarter in which all 79 yards came on the ground. Amar Johnson recorded gains of 29, 18 and 13 yards before Gronowski finished off the drive with a 1-yard plunge.

The SDSU lead grew to 35-3 in the second quarter. After Dalys Beanum intercepted a pass and returned it to the YSU 25, Amar Johnson ran for a 5-yard score. Moments later, the Jackrabbits marched 95 yard on nine plays, closing with a 48-yard run up the middle by Mason.

YSU ended a string of 13-plus quarters in which the Jackrabbit defense did not allow a touchdown by answering with a 90-plus-yard drive of its own. Quarterback Beau Brungard connected on passes of 32 yards to Latrell Fordham and 41 yards to Max Tomczak before scoring from 4 yards out.

In the third quarter, the Jackrabbits turned to the air to extend their lead to 49-10 with two more 90-yard touchdown drives. Gronowski hooked up with Grahm Goering on a post route for a 45-yard score midway through the period, then found Griffin Wilde open for a 19-yard touchdown pass one play after Kirby Vorhees broke off a 74-yard run on the first play of the drive.

All three Jackrabbit quarterbacks to take a snap in the game threw a touchdown pass. Mason connected with Marcus Preston on a 4-yard touchdown five minutes into the fourth quarter and Jon Bell tossed his first collegiate touchdown pass later in the final stanza as he hit tight end Davin Stoffel from 14 yards out. Stoffel's first career touchdown reception came after the Penguins muffed the lone SDSU punt of the afternoon, with Aydan Dautermann recovering at the YSU 14.

Mason put the Jackrabbits on the doorstep for the first fourth-quarter touchdown with a 69-yard run as he finished with a team- and career-high high 161 rushing yards on only five carries.

SDSU tallied seven plays of 20 or more yards in the game and finished with a 557-372 advantage in total offense. Of that total, 404 yards came on the ground as Vorhees notched 84 yards on three carries and Amar Johnson ended up with 64 yards on eight attempts.

Gronowski completed 8-of-13 passes for 127 yards and two scores. Wilde led the receiving corps with five catches for 62 yards.

For YSU, Brungard completed 16-of-27 passes for 169 yards and was the Penguins' leading rusher with 59 yards on 11 carries. Tomczak hauled in six receptions for 78 yards.



Backup quarterback Chase Mason rushed for 161 yards and two touchdowns, and threw for another touchdown as the Jackrabbits rolled to a 63-13 Hobo Day victory.

Redshirt freshman linebacker Chase Van Tol led all players with a career-best nine tackles, including two for loss, for the Jackrabbits. Fellow linebackers Graham Spalding, Caleb Franci and Adam Bock registered seven stops each.

SCORE BY QUARTERS	1	2	3	4	FINAL
Youngstown State (2-5, 1-2)	3	7	0	3	13
South Dakota State (5-1, 2-0)	21	14	14	14	63

## SCORING SUMMARY

1st	14:47	SDSU	-	Angel Johnson 99 yd kickoff return (Hunter Dustman kick)
1st	11:22	SDSU	-	Chase Mason 38 yd run (Dustman kick)
1st	4:32	YSU	-	Andrew Lastovka 39 yd field goal
1st	00:34	SDSU	-	Mark Gronowski 1 yd run (Dustman kick)
2nd	11:27	SDSU	-	Amar Johnson 5 yd run (Dustman kick)
2nd	2:56	SDSU	-	Mason 48 yd run (Dustman kick)
2nd	00:14	YSU	-	Beau Brungard 4 yd run (Lastovka kick)
3rd	8:12	SDSU	-	Grahm Goering 45 yd pass from Gronowski (Dustman kick)
3rd	00:49	SDSU	-	Griffin Wilde 19 yd pass from Gronowski (Dustman kick)
4th	10:16	SDSU	-	Marcus Preston 4 yd pass from Mason (Jack Stevens kick)
4th	3:08	YSU	-	Lastovka 31 yd field goal
4th	2:02	SDSU	-	Davin Stoffel 14 yd pass from Jon Bell (Stevens kick)

## TEAM STATISTICS

	YSU	SDSU
FIRST DOWNS	20	21
RUSHES-YARDS (NET)	43-183	25-404
PASSING YDS (NET)	189	153
Passes Att-Comp-Int	29-18-1	18-11-0
TOTAL OFFENSE PLAYS-YARDS	72-372	43-557
Punt Returns-Yards	1-(-17)	0-0
Kickoff Returns-Yards	3-28	2-114-1
Interception Returns-Yards	0-0	1-50
Punts (Number-Avg)	4-52.2	1-44.0
Fumbles-Lost	2-1	1-0
Penalties-Yards	3-25	1-10
Possession Time	40:14	19:46
Third-Down Conversions	9 of 17	4 of 5
Fourth-Down Conversions	0 of 1	0 of 0
Red-Zone Scores-Chances	2-3	5-5
Sacks By: Number-Yards	0-0	1-9

**RUSHING LEADERS:** YSU - Beau Brungard 11-59; Tyshon King 9-47; Ethan Wright 10-41; Jaden Gilbert 8-27. SDSU - Chase Mason 5-161; Kirby Vorhees 3-84; Amar Johnson 8-64; Mark Gronowski 5-53; Angel Johnson 3-42. **PASSING LEADERS:** YSU - Beau Brungard 16-27-1 169; Eathan Wright 1-1-0 15; Max Blanc 1-1-0 5. SDSU - Mark Gronowski 8-13-0; Jon Bell 1-3-0 14; Chase Mason 2-2-0 12. **RECEIVING LEADERS:** YSU - Max Tomczak 6-78; Cyrus Traugh 3-23; Ethan Wright 3-12; Latrell Fordham 2-39. SDSU - Griffin Wilde 5-62; Grahm Goering 2-55; Davin Stoffel 1-14; David Alpers 1-10; Brody Gormley 1-8; Marcus Preston 1-4. **INTERCEPTIONS:** YSU - none. SDSU - Dalys Beanum 1-50. **SACKS:** YSU - none. SDSU - Dawson Ripperda 0.5-5; Logan Green 0.5-4. **TACKLE LEADERS (UA-A-TOT):** YSU - Jaylen Castleberry 5-1-6; Kerion Martin 3-1-4; Devin Johnson 3-0-3; Stephon Hall 2-1-3. SDSU - Chase Van Tol 8-1-9; Graham Spalding 4-3-7; Caleb Franci 4-3-7; Adam Bock 1-6-7; Matthew Durrance 5-1-6; Colby Huerter 2-4-6.



# #2/2 NORTH DAKOTA STATE 13, #1/1 SDSU 9

Oct. 19, 2024 • Fargodome (Att.: 18,807)

FARGO, N.D. — North Dakota State quarterback Cam Miller connected with RaJa Nelson on two touchdown passes, including the game-winner from 20 yards out with 1 minute and 49 seconds remaining to lift the second-ranked Bison to a 13-9 victory over top-ranked South Dakota State Oct. 19 at the Fargodome.

The Bison improved to 7-1 overall and 4-0 in the Missouri Valley Football Conference. SDSU dropped to 5-2 on the season and 2-1 in league play.

NDSU's game-winning drive covered 92 yards over 10 plays. Taking over at their own 8, Miller was perfect for the Bison on the march, completing all seven of his pass attempts for 76 yards, finding Nelson in the right corner of the end zone for the go-ahead touchdown. The two-point attempt failed, but still put SDSU in the position of needing a touchdown to take the lead.

The Jackrabbits, who worked the two-minute drive late in the first half to take a 9-7 halftime lead, moved the ball from their own 9 on the ensuing possession to the SDSU 47 before Mark Gronowski's pass attempt over the middle intended for Griffin Wilde was intercepted at the Bison 38 by Logan Kopp.

Miller and Nelson hooked up for the first time midway through the second quarter on an 18-yard touchdown pass to finish off a 13-play, 69-yard drive.

SDSU responded with the final nine points of the half, starting with a 66-yard touchdown run by Chase Mason. The extra point was blocked.

Hunter Dustman's 42-yard field goal on the final play of the second quarter ended a 15-play, 65-yard drive.

The Jackrabbits appeared on the verge of going up two scores before giving the ball back to NDSU late in the fourth quarter. Gronowski evaded pressure and heaved the ball deep down the right sideline inside the 5-yard line to a leaping Graham Goering, who was ruled to have not secured the catch while being pushed out of bounds. SDSU's 10th penalty of the night further backed up the Jackrabbits, forcing SDSU to give the ball back by way of punt.

Most of the game belonged to the defenses in the second-lowest-scoring Dakota Marker game since the traveling trophy was conceived in 2004. SDSU limited NDSU to only 112 yards on the ground, with the Jackrabbits holding a 333-275 advantage in overall total offense.

The Jackrabbits' two leading rushers were its quarterbacks as Mason tallied 80 yards on only five carries and Gronowski racked up 77 yards on 13 attempts. Gronowski completed 17-of-29 passes for 118 yards with Wilde and Angel Johnson each catching four balls for 25 and 24 yards, respectively.

Miller ended the night 20-for-27 passing for 163 yards, with Nelson recording four receptions for 48 yards. Chris Harris led Bison receivers with five catches for 41 yards, while Barika Kpeenu gained 35 yards on six carries to pace the NDSU rushing attack.

Graham Spalding registered a game-high 10 tackles for the jackrabbits, followed by eight from Colby Huerter. Oscar Benson and Luke Weerts each tallied eight stops for NDSU.



Linebacker Graham Spalding registered a game-high 10 tackles to lead a solid defensive effort by the Jackrabbits Oct. 19 at North Dakota State.

SCORE BY QUARTERS	1	2	3	4	FINAL
South Dakota State (5-2, 2-1)	0	9	0	0	9
North Dakota State (7-1, 4-0)	0	7	0	6	13

## SCORING SUMMARY

2nd	6:03	NDSU	—	Raja Nelson 18 yd pass from Cam Miller (Griffin Crosa kick)
2nd	4:43	SDSU	—	Chase Mason 66 yd run (Hunter Dustman kick blocked)
2nd	00:00	SDSU	—	Dustman 42 yd field goal
4th	1:49	NDSU	—	Nelson 20 yd pass from Miller (pass failed)

TEAM STATISTICS	SDSU	NDSU
FIRST DOWNS	17	17
RUSHES-YARDS (NET)	36-215	32-112
PASSING YDS (NET)	118	163
Passes Att-Comp-Int	30-17-1	27-20-0
TOTAL OFFENSE PLAYS-YARDS	66-333	59-275
Punt Returns-Yards	1-0	2-17
Kickoff Returns-Yards	1-6	2-32
Interception Returns-Yards	0-0	1-0
Punts (Number-Avg)	6-36.8	5-43.8
Fumbles-Lost	1-0	0-0
Penalties-Yards	10-89	5-38
Possession Time	28:23	31:37
Third-Down Conversions	8 of 16	5 of 12
Fourth-Down Conversions	0 of 0	0 of 1
Red-Zone Scores-Chances	0-0	2-2
Sacks By: Number-Yards	1-10	0-0

**RUSHING LEADERS:** SDSU - Chase Mason 5-80; Mark Gronowski 13-77; Amar Johnson 13-41; Angel Johnson 5-17. NDSU - Barika Kpeenu 6-35; CharMar Brown 10-33; Cam Miller 9-24; T.K. Marshall 2-14; Cole Payton 2-9; RaJa Nelson 1-0. **PASSING LEADERS:** SDSU - Mark Gronowski 17-29-1 118. NDSU - Cam Miller 20-27-0 163. **RECEIVING LEADERS:** SDSU - Griffin Wilde 4-25; Angel Johnson 4-24; Davin Stoffel 2-27; Graham Goering 2-26; Amar Johnson 2-3; Lofton O'Groske 1-12; Brody Gormley 1-2; Kentrell Prejean 1-(-1). NDSU - Chris Harris 5-41; RaJa Nelson 4-48; Braylon Henderson 3-30; Barika Kpeenu 2-6; T.K. Marshall 2-5; Mekhi Collins 1-14; Bryce Lance 10-9; CharMar Brown 1-9; Truman Werremeyer 1-1. **INTERCEPTIONS:** SDSU - none. NDSU - Logan Kopp 1-0. **SACKS:** SDSU - Adam Bock 1-0-10. NDSU - none. **TACKLE LEADERS (UA-A-TOT):** SDSU - Graham Spalding 5-5-10; Colby Huerter 4-5-9; Caleb Franci 4-4-8; Adam Bock 4-1-5; Dalys Beanum 3-1-4; Kobe Clayborne 0-4-4. NDSU - Oscar Benson 6-2-8; Luke Weerts 2-6-8; Logan Kopp 4-2-6; Eli Mostaert 2-4-6; Loshiaka Roques 2-3-5.

## ACTIVE CAREER LEADERS

### PASSING

#### Completions

Mark Gronowski	657
Chase Mason	22
Jon Bell	2

#### Passing Yards

Mark Gronowski	8,811
Chase Mason	318
Jon Bell	20

#### Passing Touchdowns

Mark Gronowski	81
Chase Mason	2
Jon Bell	1

### RUSHING

#### Rushing Attempts

Amar Johnson	431
Mark Gronowski	332
Angel Johnson	102
Chase Mason	45
Kirby Vorhees	33
Maxwell Woods	9
Brenden Begeman	5
Jon Bell	3
Graham Goering	1
Griffin Wilde	1

#### Rushing Yards

Amar Johnson	2,493
Mark Gronowski	1,599
Angel Johnson	705
Chase Mason	520
Kirby Vorhees	380
Maxwell Woods	79
Brenden Begeman	13
Jon Bell	6
Graham Goering	6
Griffin Wilde	6

#### Rushing Touchdowns

Mark Gronowski	30
Chase Mason	7
Amar Johnson	19
Angel Johnson	6
Kirby Vorhees	3

### RECEIVING

#### Receptions

Griffin Wilde	56
Amar Johnson	44
Graham Goering	31
Angel Johnson	16
Kentrell Prejean	11
Devon Cole Jr.	8
Greyton Gannon	7
Davin Stoffel	5
Kevin Brenner	4
Brody Gormley	4
Mark Gronowski	3
David Alpers	2
Lofton O'Groske	2
Marcus Preston	2
Maxwell Woods	2
Elijah Ervin	1
Chase Mason	1

#### Receiving Yards

Griffin Wilde	831
Graham Goering	471
Amar Johnson	400
Angel Johnson	156
Devon Cole Jr.	97
Greyton Gannon	91
Brody Gormley	78
Kentrell Prejean	65
Davin Stoffel	48
Mark Gronowski	42

Kevin Brenner	29
Marcus Preston	24
David Alpers	22
Lofton O'Groske	21
Elijah Ervin	8
Chase Mason	-1

#### Receiving Touchdowns

Griffin Wilde	10
Graham Goering	4
Kevin Brenner	1
Greyton Gannon	1
Mark Gronowski	1
Amar Johnson	1
Angel Johnson	1
Kentrell Prejean	1
Marcus Preston	1

### DEFENSE

#### Total Tackles

Adam Bock	392
Graham Spalding	180
Cale Reeder	169
Colby Huerter	119
Dalys Beanum	111
Caleb Franci	97
Tucker Large	81
Daeton Mcgaughy	81
Matthew Durrance	69
Jarod DePriest	62
Steven Arrell	57
Max Baloun	31
Aydan Dautermann	30
Jalen B. Lee	24
Aaron Kusler	23
Cullen McShane	22
Myles Taylor	21
Aaron Wolfcale-Holsten	20
Chase Van Tol	19
Colby Humphrey	18
Dontay Johnson	17
Zac Wilson	17
Kobe Clayborne	16
Bryce Hawthorne	16
Dawson Ripperda	14
Randy Keumogne	14
Kolten Tilford	13
Levi Vanden Bos	14
Joe Ollman	10
Logan Green	7
Noah Thompson	7
Bryce Johnson	6
Blake Peterson	6
Nick Wells	6
Abe Hoskins III	3
Reis Kirschenman	3
Cody Cotton	2
Kytan Fyfe	1
Fernando Lecuona	1
Mac Muller	1

#### Tackles For Loss

Adam Bock	30.0
Graham Spalding	12.0
Jarod DePriest	9.5
Colby Huerter	9.0
Max Baloun	8.0
Cale Reeder	6.5
Caleb Franci	5.5
Zac Wilson	5.0
Aaron Wolfcale-Holsten	4.5
Daeton Mcgaughy	4.0
Dawson Ripperda	4.0
Levi Vanden Bos	4.0
Dalys Beanum	3.5
Steven Arrell	3.0
Bryce Hawthorne	3.0

Randy Keumogne	3.0
Kobe Clayborne	2.0
Matthew Durrance	2.0
Blake Peterson	2.0
Chase Van Tol	2.0
Nick Wells	2.0
Dontay Johnson	1.5
Logan Green	1.5
Reis Kirschenman	1.5
Tucker Large	1.0
Kolten Tilford	1.0
Aydan Dautermann	0.5
Aaron Kusler	0.5

#### Sacks

Adam Bock	11.5
Jarod DePriest	7.0
Zac Wilson	4.0
Max Baloun	3.0
Aaron Wolfcale-Holsten	3.0
Bryce Hawthorne	2.0
Dawson Ripperda	2.0
Kobe Clayborne	1.5
Randy Keumogne	1.5
Levi Vanden Bos	1.5
Colby Huerter	1.0
Daeton Mcgaughy	1.0
Cale Reeder	1.0
Graham Spalding	1.0
Logan Green	1.0
Aaron Kusler	0.5

#### Interceptions

Dalys Beanum	12
Colby Huerter	4
Tucker Large	4
Cale Reeder	4
Steven Arrell	3
Adam Bock	3
Daeton Mcgaughy	3
Graham Spalding	3
Aydan Dautermann	1
Matthew Durrance	1
Caleb Franci	1
Colby Humphrey	1
Kolten Tilford	1

#### Interception Return Touchdowns

Dalys Beanum	2
Adam Bock	1
Colby Huerter	1
Tucker Large	1

#### Pass Breakups

Dalys Beanum	19
Tucker Large	11
Cale Reeder	8
Graham Spalding	7
Steven Arrell	6
Adam Bock	6
Aydan Dautermann	5
Caleb Franci	4
Jarod DePriest	3
Matthew Durrance	3
Colby Huerter	3
Daeton Mcgaughy	3
Myles Taylor	3
Colby Humphrey	2
Dontay Johnson	2
Cullen McShane	2
Max Baloun	1
Aaron Kusler	1
Jalen B. Lee	1

#### Forced Fumbles

Adam Bock	5
Steven Arrell	3
Dalys Beanum	2

Max Baloun	1
Jarod DePriest	1
Kytan Fyfe	1
Logan Green	1
Cullen McShane	1
Cale Reeder	1
Graham Spalding	1

#### Fumble Recoveries

Caleb Franci	3
Steven Arrell	2
Matthew Durrance	2
Dalys Beanum	1
Adam Bock	1
Kobe Clayborne	1
Aydan Dautermann	1
Jarod DePriest	1
Daeton Mcgaughy	1
Graham Spalding	1

#### Fumble Recoveries/Returns for TDs

Matthew Durrance	1
------------------	---

#### Blocked Kicks

Jarod DePriest	2
Dalys Beanum	1
Adam Bock	1
Matthew Durrance	1
Cullen McShane	1

### RETURNS

#### Punt Returns

Tucker Large	21
Dalys Beanum	9
Devon Cole Jr.	2
Matthew Durrance	2
Kevin Brenner	1
Cullen McShane	1
Kentrell Prejean	1
Noah Thompson	*0

\*Second half of blocked punt return

#### Punt Return Yards

Tucker Large	396
Dalys Beanum	124
Matthew Durrance	55
Noah Thompson	49
Devon Cole Jr.	26
Kentrell Prejean	16
Cullen McShane	13

#### Punt Return Touchdowns

Dalys Beanum	1
Matthew Durrance	1
Tucker Large	1
Noah Thompson	1

#### Kickoff Returns

Amar Johnson	19
Angel Johnson	10
Kirby Vorhees	3
Kevin Brenner	2
Graham Goering	2
David Alpers	1
Kolten Tilford	1
Maxwell Woods	1

#### Kickoff Return Yards

Amar Johnson	401
Angel Johnson	257
Kevin Brenner	33
Graham Goering	26
Kirby Vorhees	23
Maxwell Woods	19
David Alpers	6
Kolten Tilford	-12

#### Kickoff Return Touchdowns

Angel Johnson	1
---------------	---

### SCORING

#### Total Points

Hunter Dustman	288
Mark Gronowski	188
Amar Johnson	120
Griffin Wilde	60
Angel Johnson	48
Chase Mason	42
Graham Goering	24
Dalys Beanum	18
Kirby Vorhees	18
Matthew Durrance	12
Tucker Large	12
Adam Bock	8
Kevin Brenner	6
Greyton Gannon	6
Colby Huerter	6
Gus Miller	6
Kentrell Prejean	6
Marcus Preston	6
Davin Stoffel	6
Noah Thompson	6
Jack Stevens	2

#### Total Touchdowns

Mark Gronowski	31
Amar Johnson	20
Griffin Wilde	10
Angel Johnson	8
Chase Mason	7
Graham Goering	4
Dalys Beanum	3
Kirby Vorhees	3
Matthew Durrance	2
Tucker Large	2
Adam Bock	1
Kevin Brenner	1
Greyton Gannon	1
Colby Huerter	1
Gus Miller	1
Kentrell Prejean	1
Marcus Preston	1
Davin Stoffel	1
Noah Thompson	1

#### Field Goals

Hunter Dustman	44
----------------	----

#### Extra Points

Hunter Dustman	157
----------------	-----

#### 2-Point Conversions

Mark Gronowski	1
----------------	---

#### Defensive Extra Points

Adam Bock	1
-----------	---

## QUARTERBACKS



**5-JON BELL**

**6-3, 195, Jr.**

**Naperville, Illinois • Naperville North H.S.**

### **SINGLE-GAME CAREER HIGHS**

Completions: 1, vs. Western Oregon, 8-31-2023, and vs. Youngstown State, 10-12-2024

Passing Attempts: 4, vs. Western Oregon, 8-31-2023

Passing Yards: 14, vs. Youngstown State, 10-12-2024

Long Pass: 14 yards (for TD), to Davin Stoffel, vs.

Youngstown State, 10-12-2024

Touchdown Passes: 1, vs. Youngstown State, 10-12-2024

Rushing Attempts: 2, vs. Western Oregon, 8-31-2023

Rushing Yards: 13, vs. Western Oregon, 8-31-2023

Long Rush: 11 yards, vs. Western Oregon, 8-31-2023



**11-MARK GRONOWSKI**

**6-3, 230, Sr.**

**Naperville, Illinois • Neuqua Valley H.S.**

### **SINGLE-GAME CAREER HIGHS**

Completions: 22, at Missouri State, 9-24-2022, and vs. Indiana State, 10-29-2022

Passing Attempts: 36, at Oklahoma State, 8-31-2024

Passing Yards: 323, vs. Missouri State, 11-18-2023

Long Pass: 76 yards (for TD) to Jaxon Janke, at North Dakota, 2-27-2021

Touchdown Passes: 5, vs. Drake, 9-16-2023

Interceptions: 2, three times (last: vs. Augustana, 9-14-2024)

Rushing Attempts: 16, at North Dakota State, 4-17-2021

Rushing Yards: 142, vs. Southern Illinois, 5-2-2021

Long Rush: 80 yards (for TD), vs. Western Illinois, 3-6-2021

Rushing Touchdowns: 2, five times (last: vs. Augustana, 9-14-24)

Receptions: 1, three times (last: at Illinois State, 10-7-2023)

Receiving Yards: 24, vs. Delaware, 5-8-2021

Long Reception: 24 yards (for TD), vs. Delaware, 5-8-2021

Receiving Touchdowns: 1, vs. Delaware, 5-8-2021



**7-CHASE MASON**

**6-4, 230, Jr.**

**Hurley, South Dakota • Viborg-Hurley H.S./Nebraska**

### **SINGLE-GAME CAREER HIGHS**

Completions: 5, vs. Western Oregon, 8-31-2023

Passing Attempts: 9, vs. Western Oregon, 8-31-2023

Passing Yards: 71, vs. UAlbany, 12-15-2023

Long Pass: 71 yards (for TD), to Griffin Wilde, vs. UAlbany, 12-15-2023

Touchdown Passes: 1, vs. UAlbany, 12-15-2023, and vs. Youngstown State, 10-12-2024

Rushing Attempts: 7, at Northern Iowa, 10-5-2024

Rushing Yards: 161, vs. Youngstown State, 10-12-2024

Long Rush: 69 yards (for TD), vs. Drake, 9-16-2023, and vs. Youngstown State, 10-12-2024

Rushing Touchdowns: 2, vs. Youngstown State, 10-12-2024

Note: 1 reception for minus-1 yard versus Incarnate Word, 9-7-2024

## RUNNING BACKS



**24-BRENDEN BEGEMAN**

**6-2, 220, R-Fr.**

**Selby, South Dakota • Selby Area H.S.**

### **SINGLE-GAME CAREER HIGHS**

Rushing Attempts: 2, vs. Incarnate Word, 9-7-2024, and at Southeastern Louisiana, 9-21-2024

Rushing Yards: 7, vs. Incarnate Word, 9-7-2024

Long Rush: 7 yards, vs. Incarnate Word, 9-7-2024

Rushing Touchdowns: N/A



**3-AMAR JOHNSON**

**5-10, 205, Sr.**

**O'Fallon, Missouri • Chaminade College Prep**

### **SINGLE-GAME CAREER HIGHS**

Rushing Attempts: 19, vs. Incarnate Word, 9-7-2024

Rushing Yards: 126, vs. North Dakota State, 1-8-2023, and vs. Augustana, 9-14-2024

Long Rush: 55 yards, vs. North Dakota State, 1-8-2023

Rushing Touchdowns: 2, at South Dakota, 10-28-2023, and vs. Incarnate Word, 9-7-2024

Receptions: 4, at Northern Iowa, 10-5-2024

Receiving Yards: 37, at Southeastern Louisiana, 9-21-2024

Long Reception: 34 yards, at Indiana State, 9-25-2021

Receiving Touchdowns: 1, vs. Montana State, 12-17-2022


Total Touchdowns: 2, three times (last: vs. Incarnate Word, 9-7-2024)

Kickoff Returns: 3, vs. Missouri State, 11-18-2023

Kickoff Return Yards: 73, vs. Drake, 9-16-2023

Long Kickoff Return: 51 yards, vs. Drake, 9-16-2023

All-Purpose Yards: 142, vs. Drake, 9-16-2023



**21-ANGEL JOHNSON**

**5-9, 195, Jr.**

**Viborg, South Dakota • Viborg-Hurley H.S.**

### **SINGLE-GAME CAREER HIGHS**

Rushing Attempts: 10, vs. Western Oregon, 8-31-2023

Rushing Yards: 90, vs. Drake, 9-16-2023

Long Rush: 80 yards (for TD), vs. Mercer, 12-2-2023

Rushing Touchdowns: 2, vs. Drake, 9-16-2023

Receptions: 4, at North Dakota State, 10-19-2024

Receiving Yards: 76, at Northern Iowa, 10-5-2024

Long Reception: 66 yards (for TD), at Northern Iowa, 10-5-2024

Kickoff Returns: 4, at Oklahoma State, 8-31-2024

Kickoff Return Yards: 114, vs. Youngstown State, 10-12-2024

Long Kick Return: 99 yards (for TD), vs. Youngstown State, 10-12-2024

All-Purpose Yards: 156, vs. Youngstown State, 10-12-2024



## RUNNING BACKS (cont.)



### 20-KIRBY VORHEES

5-11, 205, R-Fr.

Lutz, Florida • Steinbrenner H.S.

#### SINGLE-GAME CAREER HIGHS

Rushing Attempts: 8, at Northern Iowa, 10-5-2024

Rushing Yards: 179, at Southeastern Louisiana, 9-21-2024


Long Rush: 80 yards (for TD), at Southeastern Louisiana, 9-21-2024

Rushing Touchdowns: 3, at Southeastern Louisiana, 9-21-2024

Kickoff Returns: 2, vs. Incarnate Word, 9-7-2024

Long Kickoff Return: 5 yards, vs. Incarnate Word, 9-7-2024

All-Purpose Yards: 179, at Southeastern Louisiana, 9-21-2024



### 12-GRAHM GOERING

6-2, 200, Jr.

Iowa City, Iowa • Iowa City West H.S.

#### SINGLE-GAME CAREER HIGHS

Receptions: 4, at Oklahoma State, 8-31-2024

Receiving Yards: 69, at Oklahoma State, 8-31-2024

Long Reception: 45 yards (for TD), vs. Youngstown State, 10-12-2024

Receiving Touchdowns: 1, four times (last: vs. Youngstown State, 10-12-2024)

Kickoff Returns: 1, vs. Western Oregon, 8-31-2023, and vs. Villanova, 12-9-2023

Long Kickoff Return: 30 yards, vs. Western Oregon, 8-31-2023



### 34-MAXWELL WOODS

5-10, 185, Fr.

Carver, Minnesota • Chanhassen H.S.

#### SINGLE-GAME CAREER HIGHS

Rushing Attempts: 6, vs. Augustana, 9-14-2024

Rushing Yards: 61, vs. Augustana, 9-14-2024

Long Rush: 44 yards, vs. Augustana, 9-14-2024

Receptions: 2, vs. Augustana, 9-14-2024

Receiving Yards: 9, vs. Augustana, 9-14-2024

Long Reception: 9 yards, vs. Augustana, 9-14-2024

Kickoff Returns: 1, vs. Augustana, 9-14-2024

Kickoff Return Yards: 19, vs. Augustana, 9-14-2024

Long Kickoff Return: 19 yards, vs. Augustana, 9-14-2024

All-Purpose Yards: 89, vs. Augustana, 9-14-2024



### 4-KENTRELL PREJEAN

5-8, 160, R-Fr.

Lafayette, Louisiana • Tuerlings Catholic H.S.

#### SINGLE-GAME CAREER HIGHS

Receptions: 3, vs. Augustana, 9-14-2024

Receiving Yards: 20, vs. Augustana, 9-14-2024

Long Reception: 16 yards (for TD), at Northern Iowa, 10-5-2024

Receiving Touchdowns: 1, at Northern Iowa, 10-5-2024

Punt Returns: 1, at Southeastern Louisiana, 9-21-2024

Punt Return Yards: 16, at Southeastern Louisiana, 9-21-2024

Long Punt Return: 16 yards, at Southeastern Louisiana, 9-21-2024

All-Purpose Yards: 29, at Southeastern Louisiana, 9-21-2024



### 80-LOFTON O'GROSKE

6-2, 200, Fr.

Coon Rapids, Minnesota • Coon Rapids H.S.

#### SINGLE-GAME CAREER HIGHS

Receptions: 1, at Northern Iowa, 10-5-2024, and at North Dakota State, 10-19-2024

Receiving Yards: 12, at North Dakota State, 10-19-2024

Long Reception: 12 yards, at North Dakota State, 10-19-2024

Receiving Touchdowns: N/A



## WIDE RECEIVERS

### 15-DEVON COLE Jr.

5-10, 185, Sr.

Clermont, Florida • Lake Minneola H.S.

#### SINGLE-GAME CAREER HIGHS

Receptions: 2, vs. Western Oregon, 8-31-2023

Receiving Yards: 32, vs. Mercer, 12-2-2023

Long Reception: 32 yards, vs. Mercer, 12-2-2023

Receiving Touchdowns: N/A

Punt Returns: 1, at Youngstown State, 10-30-2021, and vs. Drake, 9-16-2023

Long Punt Return: 24 yards, vs. Drake, 9-16-2023



### 2-MARCUS PRESTON

6-2, 200, Sr.

Lawrence, Kansas • Free State H.S./North Dakota

#### SINGLE-GAME CAREER HIGHS

Receptions: 1, vs. Drake, 9-16-2023, and vs. Youngstown State, 10-12-2024

Receiving Yards: 20, vs. Drake, 9-16-2023

Long Reception: 20 yards, vs. Drake, 9-16-2023

Receiving Touchdowns: 1, vs. Youngstown State, 10-12-2024



### 6-ELIJAH ERVIN

6-1, 195, Jr.

Phoenix, Arizona • Desert Vista H.S./Snow College

#### SINGLE-GAME CAREER HIGHS

Receptions: 1, vs. Augustana, 9-14-2024

Receiving Yards: 8, vs. Augustana, 9-14-2024

Long Reception: 8 yards, vs. Augustana, 9-14-2024

Receiving Touchdowns: N/A

## CAREER HIGHS – OFFENSE

### WIDE RECEIVERS (cont.)



**18-GRIFFIN WILDE**

**6-2, 200, So.**

**Sioux Falls, South Dakota • Jefferson H.S.**

**SINGLE-GAME CAREER HIGHS**

Receptions: 10, vs. Incarnate Word, 9-7-2024

Receiving Yards: 150, at Oklahoma State, 8-31-2024

Long Reception: 71 yards (for TD), vs. UAlbany, 12-15-2023

Receiving Touchdowns: 2, vs. Incarnate Word, 9-7-2024

Kickoff Returns: 1, three times (last: vs. Villanova, 12-9-2023)

Long Kick Return: 40 yards, at Youngstown St., 11-11-2023

All-Purpose Yards: 150, at Oklahoma State, 8-31-2024

### TIGHT ENDS



**83-DAVID ALPERS**

**6-6, 240, So.**

**Sioux Falls, South Dakota • O'Gorman H.S.**

**SINGLE-GAME CAREER HIGHS**

Receptions: 1, at Northern Iowa, 10-5-2024, and vs.

Youngstown State, 10-12-2024

Receiving Yards: 12, at Northern Iowa, 10-5-2024

Long Reception: 12 yards, at Northern Iowa, 10-5-2024

Receiving Touchdowns: N/A



**44-KEVIN BRENNER**

**6-3, 240, Sr.**

**Silver Lake, Wisconsin • Wilmot Union H.S.**

**SINGLE-GAME OFFENSIVE CAREER HIGHS**

Receptions: 1, four times (last: at Northern Iowa, 10-5-2024)

Receiving Yards: 15, at Youngstown State, 11-11-2023

Long Reception: 15 yards, at Youngstown State, 11-11-2023

Receiving Touchdowns: 1, vs. Drake, 9-16-2023

Long Kickoff Return: 14 yards, vs. UAlbany, 12-15-2023

**SINGLE-GAME DEFENSIVE CAREER HIGHS**


Solo Tackles: 2, three times (last: vs. Montana, 1-7-2024)

Assisted Tackles: 2, vs. UC Davis, 9-10-2022

Total Tackles: 4, vs. UC Davis, 9-10-2022

Tackles for Loss: 1.0, at Colorado State, 9-3-2021, and

vs. Lindenwood, 9-11-2021



**88-GREYTON GANNON**

**6-4, 235, So.**

**Eagle, Wisconsin • Mukwonago H.S.**


**SINGLE-GAME CAREER HIGHS**

Receptions: 2, at Oklahoma State, 8-31-2024, and vs. Incarnate Word, 9-7-2024

Receiving Yards: 47, vs. Incarnate Word, 9-7-2024

Long Reception: 41 yards (for TD), vs. Incarnate Word, 9-7-2024

Receiving Touchdowns: 1, vs. Incarnate Word, 9-7-2024



**88-BRODY GORMLEY**

**6-7, 245, So.**

**Wichita, Kansas • Seaman H.S.**

**SINGLE-GAME CAREER HIGHS**

Receptions: 1, four times (last: at North Dakota State, 10-19-2024)

Receiving Yards: 61, vs. Incarnate Word, 9-7-2024

Long Reception: 61 yards, vs. Incarnate Word, 9-7-2024

Receiving Touchdowns: N/A



**87-DAVIN STOFFEL**

**6-6, 250, R-Fr.**

**Mosinee, Wisconsin • Mosinee H.S.**

**SINGLE-GAME CAREER HIGHS**

Receptions: 2, at Oklahoma State, 8-31-2024, and at North Dakota State, 10-19-2024

Receiving Yards: 27, at North Dakota State, 10-19-2024

Long Reception: 14 yards (for TD), vs. Youngstown State, 10-12-2024

Receiving Touchdowns: 1, vs. Youngstown State, 10-12-24

### SPECIALISTS



**10-HUNTER DUSHMAN**

**6-4, 225, Sr.**

**East Bethel, Minnesota • St. Francis H.S.**

**SINGLE-GAME PLACEKICKING CAREER HIGHS**

Field Goals Made: 4, vs. North Dakota State, 11-4-2023

Field Goals Attempted: 4, vs. North Dakota State, 11-4-2023

Long Field Goal: 49 yards, at South Dakota, 10-28-2023

Extra Points Made: 10, vs. Drake, 9-16-2023

Extra Points Attempted: 10, vs. Drake, 9-16-2023

Total Points: 15 (4 FG, 3 PAT), vs. North Dakota State, 11-4-2023


**SINGLE-GAME PUNTING CAREER HIGHS**

Punts: 11, at Iowa, 9-3-2022

Punt Average (Min. 3 Punts): 54.2 yards (on 4 attempts), at Southern Illinois, 10-21-2023

Punts Inside 20: 3, at Sacramento State, 12-4-2021, and vs. South Dakota, 10-8-2022

Long Punt: 62 yards, at Southern Illinois, 10-21-2023



**41-MAX PELHAM**

**6-1, 195, Jr.**

**Ankeny, Iowa • Ankeny H.S./MSU, Mankato**

**SINGLE-GAME CAREER HIGHS**

Punts: 1, vs. Youngstown State, 10-12-2024

Punt Average (Min. 3 Punts): N/A

Punts Inside 20: 1, vs. Youngstown State, 10-12-2024

Long Punt: 44 yards, vs. Youngstown State, 10-12-2024



**99-JACK STEVENS**

**6-0, 160, Fr.**

**North Augusta, S.C. • North Augusta H.S.**


**SINGLE-GAME CAREER HIGHS**

Extra Points Made: 2, vs. Youngstown State, 10-12-2024

Extra Points Attempted: 2, vs. Youngstown State, 10-12-24

Total Points: 2, vs. Youngstown State, 10-12-2024

## DEFENSIVE ENDS



### 90-RANDY KEUMOGNE

6-2, 240, Sr.

Oakdale, Minnesota • Tartan H.S.

#### SINGLE-GAME CAREER HIGHS

Solo Tackles: 1, six times (last: at North Dakota State, 10-19-2024)

Assisted Tackles: 2, at Southeastern Louisiana, 9-21-2024

Total Tackles: 2, at Southeastern Louisiana, 9-21-2024, and vs. Youngstown State, 10-12-2024

Tackles for Loss: 1.0, at North Dakota State, 4-17-2021, and vs. Youngstown State, 10-12-2024

Sacks: 1.0, at North Dakota State, 4-17-2021



### 97-REIS KIRSCHENMAN

6-4, 245, R-Fr.

Tea, South Dakota • Tea Area H.S.


#### SINGLE-GAME CAREER HIGHS

Solo Tackles: 1, vs. Augustana, 9-14-2024

Assisted Tackles: 1, at Oklahoma State, 8-31-2024, and vs. Augustana, 9-14-2024

Total Tackles: 2, vs. Augustana, 9-14-2024

Tackles for Loss: 1.0, vs. Augustana, 9-14-2024



### 56-FERNANDO LECUONA

6-2, 240, Fr.

Omaha, Nebraska • Millard South H.S.

#### SINGLE-GAME CAREER HIGHS

Solo Tackles: 1, at Northern Iowa, 10-5-2024

Assisted Tackles: N/A

Total Tackles: 1, at Northern Iowa, 10-5-2024

Tackles for Loss: N/A



### 8-BLAKE PETERSON

6-4, 255, Grad.

Beresford, South Dakota • Beresford H.S./Iowa State

#### SINGLE-GAME CAREER HIGHS

Solo Tackles: 2, vs. Western Oregon, 8-31-2023

Assisted Tackles: 1, three times (last: vs. Northern Iowa, 10-14-2023)

Total Tackles: 3, vs. Western Oregon, 8-31-2023

Tackles for Loss: 1.0, vs. Northern Iowa, 10-14-2023



### 99-DAWSON RIPPERDA

6-4, 245, So.

Larchwood, Iowa • West Lyon H.S./Northern Illinois

#### SINGLE-GAME CAREER HIGHS

Solo Tackles: 2, vs. Augustana, 9-14-2024

Assisted Tackles: 2, three times (last: vs. Youngstown State, 10-12-2024)

Total Tackles: 4, vs. Augustana, 9-14-2024

Tackles for Loss: 1.5, vs. Augustana, 9-14-2024

Sacks: 1.5, vs. Augustana, 9-14-2024



### 57-LEVI VANDEN BOS

6-3, 250, Jr.

Rock Valley, Iowa • Western Christian H.S.

#### SINGLE-GAME CAREER HIGHS


Solo Tackles: 1, seven times (last: at North Dakota State, 10-19-2024)

Assisted Tackles: 3, at Southeastern Louisiana, 9-21-2024

Total Tackles: 3, at Southeastern Louisiana, 9-21-2024

Tackles for Loss: 1.0, four times (last: at Southeastern Louisiana, 9-21-2024)

Sacks: 1.0, vs. Dixie State, 10-2-2021



### 50-NICK WELLS

6-4, 260, R-Fr.

Sioux City, Iowa • East H.S.

#### SINGLE-GAME CAREER HIGHS

Solo Tackles: 1, at Southeastern Louisiana, 9-21-2024

Assisted Tackles: 3, at Northern Iowa, 10-5-2024

Total Tackles: 3, at Southeastern Louisiana, 9-21-2024, and at Northern Iowa, 10-5-2024

Tackles for Loss: 2.0, at Southeastern Louisiana, 9-21-2024



### 95-ZAC WILSON

6-4, 245, Sr.

Chipley, Florida • Chipley H.S.

#### SINGLE-GAME CAREER HIGHS

Solo Tackles: 1, six times (last: vs. Incarnate Word, 9-7-2024)

Assisted Tackles: 2, vs. Villanova, 12-9-2023

Total Tackles: 2, three times (last: vs. Villanova, 12-9-2023)

Tackles for Loss: 1.0, three times (last: vs. Mercer, 12-2-2023)

Sacks: 1.0, four times (last: vs. Incarnate Word, 9-7-2024)

## DEFENSIVE TACKLES



### 93-MAX BALOUN

6-6, 285, Sr.

Redfield, South Dakota • Redfield H.S.

#### SINGLE-GAME CAREER HIGHS

Solo Tackles: 2, three times (last: at North Dakota State, 10-19-2024)

Assisted Tackles: 2, four times (last: vs. Youngstown State, 10-12-2024)

Total Tackles: 3, vs. Montana State, 9-9-2023

Tackles for Loss: 1.0, seven times (last: at Northern Iowa, 10-5-2024)


Sacks: 1.0, three times (last: at Northern Iowa, 10-5-2024)

Pass Breakups: 1, vs. Butler, 9-17-2022

Forced Fumbles: 1, at Northern Iowa, 10-5-2024



## DEFENSIVE TACKLES (cont.)



### 94-KOBE CLAYBORNE

6-0, 275, Jr.

Sioux City, Iowa • Bishop Heelan H.S./  
Northwest Missouri State

#### SINGLE-GAME CAREER HIGHS

Solo Tackles: 4, vs. Augustana, 9-14-2024

Assisted Tackles: 4, at North Dakota State, 10-19-2024

Total Tackles: 5, vs. Augustana, 9-14-2024

Tackles for Loss: 1.5, at Southeastern Louisiana,  
9-21-2024

Sacks: 1.5, at Southeastern Louisiana, 9-21-2024

Fumble Recoveries: 1, at Northern Iowa, 10-5-2024



### 52-JAROD DePRIEST

6-5, 285, Sr.

Trivoli, Illinois • Farmington Central H.S.

#### SINGLE-GAME CAREER HIGHS

Solo Tackles: 4, at Northern Iowa, 10-5-2024

Assisted Tackles: 3, three times (last: vs. North Dakota  
State, 11-4-2023)

Total Tackles: 6, at Northern Iowa, 10-5-2024

Tackles for Loss: 2.0, at Northern Iowa, 10-5-2024

Sacks: 1.0, five times (last: at Northern Iowa, 10-5-2024)

Blocked Kicks: 1, vs. UC Davis, 9-10-2022, and vs. North  
Dakota State, 11-4-2023

Pass Breakups: 1, three times (last: at North Dakota  
State, 10-19-2024)

Forced Fumbles: 1, at Northern Iowa, 10-5-2024

Fumble Recoveries: 1, at Northern Iowa, 10-5-2024



### 51-LOGAN GREEN

6-4, 290, So.

Northboro, Iowa • Clarinda H.S.

#### SINGLE-GAME CAREER HIGHS


Solo Tackles: 1, three times (last: vs. Incarnate Word,  
9-7-2024)

Assisted Tackles: 2, vs. Incarnate Word, 9-7-2024

Total Tackles: 3, vs. Incarnate Word, 9-7-2024

Tackles for Loss: 1.0, vs. Northern Iowa, 10-14-2023

Forced Fumbles: 1, vs. Northern Iowa, 10-14-2023



### 96-BRYCE HAWTHORNE

6-3, 285, R-Fr.

Osseo, Minnesota • Osseo H.S.

#### SINGLE-GAME CAREER HIGHS

Solo Tackles: 2, vs. Western Oregon, 8-31-2023, and vs.  
Drake, 9-16-2023

Assisted Tackles: 4, at Northern Iowa, 10-5-2024

Total Tackles: 5, at Northern Iowa, 10-5-2024

Tackles for Loss: 1.0, three times (last: at Northern Iowa,  
10-5-2024)

Sacks: 1.0, at Southeastern Louisiana, 9-21-2024, and at  
Northern Iowa, 10-5-2024



### 55-AARON WOLFCAL-HOLSTEN

6-2, 285, Jr.

Gilbert, Arizona • Williams Field H.S.

#### SINGLE-GAME CAREER HIGHS

Solo Tackles: 2, vs. Butler, 9-17-2022

Assisted Tackles: 2, vs. Indiana State, 10-29-2022

Total Tackles: 2, six times (last: at Northern Iowa,  
10-5-2024)

Tackles for Loss: 1.0, three times (last: vs. Augustana,  
9-14-2024)

Sacks: 1.0, three times (last: vs. Augustana, 9-14-2024)

Fumble Recoveries: 1, vs. Butler, 9-17-2022

## LINEBACKERS



### 32-ADAM BOCK

6-1, 225, Sr.

Solon, Iowa • Solon H.S.

#### SINGLE-GAME CAREER HIGHS

Solo Tackles: 11, at South Dakota, 11-13-2021

Assisted Tackles: 10, at Indiana State, 9-25-2021

Total Tackles: 17, vs. Southern Illinois, 10-9-2021

Tackles for Loss: 3.0, vs. Incarnate Word, 9-7-2024

Sacks: 2.0, vs. South Dakota, 10-8-2022

Forced Fumbles: 1, three times (last: at Iowa, 9-3-2022)

Fumble Recoveries: 1, at Iowa, 9-3-2022

Interceptions: 1, three times (last: at Northern Iowa,  
10-5-2024)

Long Interception Return: 39 yards (for TD), vs. UC  
Davis, 11-27-2021

Pass Breakups: 2, at Colorado State, 9-3-2021

Blocked Kicks: 1, at Youngstown State, 10-30-2021

Defensive Extra Points: 1, at Youngstown State, 10-30-2021



### 9-CALEB FRANCL

6-1, 195, Sr.

Grand Island, Nebraska • Grand Island H.S.

#### SINGLE-GAME CAREER HIGHS

Solo Tackles: 5, vs. Northern Iowa, 10-23-2021

Assisted Tackles: 5, at Oklahoma State, 8-31-2024

Total Tackles: 8, at Oklahoma State, 8-31-2024, and at  
North Dakota State, 10-19-2024

Tackles for Loss: 2.0, vs. Long Island, 9-7-2019

Fumble Recoveries: 1, three times (last: vs. Northern  
Iowa, 10-14-2023)

Interceptions: 1, at Iowa, 9-3-2022

Pass Breakups: 1, four times (last: at Southeastern  
Louisiana, 9-21-2024)



### 47-KYTAN FYFE

6-2, 210, So.

Grand Island, Nebraska • Grand Island H.S.

#### SINGLE-GAME CAREER HIGHS

Solo Tackles: 1, vs. Youngstown State, 10-12-2024

Assisted Tackles: N/A

Total Tackles: 1, vs. Youngstown State, 10-12-2024

Forced Fumbles: 1, vs. Youngstown State, 10-12-2024

## LINEBACKERS (cont.)



**33-BRYCE JOHNSON**

**6-3, 215, So.**

**Parker, Colorado • Lutheran H.S.**

### **SINGLE-GAME CAREER HIGHS**

Solo Tackles: 1, three times (last: vs. Youngstown State, 10-12-2024)

Assisted Tackles: 1, at Southeastern Louisiana, 9-21-2024, and vs. Youngstown State, 10-12-2024  
Total Tackles: 2, vs. Youngstown State, 10-12-2024



**11-JOE OLLMAN**

**6-1, 225, So.**

**Mequon, Wisconsin • Homestead H.S.**

### **SINGLE-GAME CAREER HIGHS**

Solo Tackles: 1, three times (last: at Northern Iowa, 10-5-2024)

Assisted Tackles: 2, at Southeastern Louisiana, 9-21-2024  
Total Tackles: 2, at Southeastern Louisiana, 9-21-2024, and at Northern Iowa, 10-5-2024  
Tackles for Loss: N/A



**40-AARON KUSLER**


**6-3, 230, Sr.**

**Sioux Falls, South Dakota • Roosevelt H.S.**

### **SINGLE-GAME CAREER HIGHS**

Solo Tackles: 2, at Indiana State, 9-25-2021, and vs. Western Oregon, 8-31-2023

Assisted Tackles: 3, vs. Mercer, 12-2-2023  
Total Tackles: 3, vs. Lindenwood, 9-11-2021, and vs. Mercer, 12-2-2023  
Tackles for Loss: 0.5, vs. Mercer, 12-2-2023  
Sacks: 0.5, vs. Mercer, 12-2-2023



**29-GRAHAM SPALDING**

**6-2, 215, Sr.**

**Oviedo, Florida • Lake Howell H.S.**

### **SINGLE-GAME CAREER HIGHS**

Solo Tackles: 5, at North Dakota State, 10-19-2024

Assisted Tackles: 8, vs. Northern Iowa, 10-23-2021  
Total Tackles: 12, vs. Northern Iowa, 10-23-2021  
Tackles for Loss: 2.5, vs. Northern Iowa, 10-23-2021  
Sacks: 1.0, at Colorado State, 9-3-2021  
Forced Fumbles: 1, at Southern Illinois, 3-20-2021  
Fumble Recoveries: 1, vs. Indiana State, 10-29-2021  
Interceptions: 1, three times (last: vs. North Dakota State, 11-4-2023)  
Pass Breakups: 2, at Southeastern Louisiana, 9-21-2024  
Blocked Kicks: 1, at Northern Iowa, 2-19-2021



**0-DAETON MCGAUGHY**

**6-0, 205, Sr.**

**Elwood, Kansas • Lafayette H.S.**

### **SINGLE-GAME CAREER HIGHS**

Solo Tackles: 8, vs. Drake, 9-16-2023

Assisted Tackles: 5, at Southeastern Louisiana, 9-21-2024  
Total Tackles: 9, vs. Drake, 9-16-2023  
Tackles for Loss: 1.0, four times (last: vs. Youngstown State, 10-12-2024)  
Sacks: 1.0, at Southeastern Louisiana, 9-21-2024  
Interceptions: 1, three times (last: vs. UC Davis, 9-10-2022)  
Pass Breakups: 1, three times (last: at Southeastern Louisiana, 9-21-2024)  
Fumble Recoveries: 1, vs. Western Illinois, 10-1-2022



**28-CHASE VAN TOL**

**6-1, 200, R-Fr.**

**Tea, South Dakota • Tea Area H.S.**

### **SINGLE-GAME CAREER HIGHS**

Solo Tackles: 8, vs. Youngstown State, 10-12-2024

Assisted Tackles: 2, three times (last: at Northern Iowa, 10-5-2024)  
Total Tackles: 9, vs. Youngstown State, 10-12-2024  
Tackles for Loss: 2.0, vs. Youngstown State, 10-12-2024



**5-CULLEN MCSHANE**

**6-2, 230, So.**

**Marquette, Iowa • MFL MarMac H.S.**

### **SINGLE-GAME CAREER HIGHS**

Solo Tackles: 3, vs. Drake, 9-16-2023

Assisted Tackles: 2, three times (last: vs. UAlbany, 12-15-2023)  
Total Tackles: 5, vs. Drake, 9-16-2023  
Tackles for Loss: N/A  
Pass Breakups: 1, at Northern Iowa, 10-5-2024  
Forced Fumbles: 1, at Illinois State, 10-7-2023  
Blocked Kicks: 1, vs. Augustana, 9-14-2024, and at Northern Iowa, 10-5-2024



**4-STEVEN ARRELL**

**6-3, 200, Sr.**

**Brooklyn Park, Minnesota • Osseo H.S.**

### **SINGLE-GAME CAREER HIGHS**

Solo Tackles: 4, vs. Dixie State, 10-2-2021

Assisted Tackles: 3, vs. Dixie State, 10-2-2021  
Total Tackles: 7, vs. Dixie State, 10-2-2021  
Tackles for Loss: 1.0, three times (last: at Missouri State, 9-24-2022)  
Interceptions: 1, three times (last: at Northern Iowa, 10-5-2024)  
Long Interception Return: 24 yards, at Southeastern Louisiana, 9-21-2024  
Pass Breakups: 1, six times (last: vs. North Dakota State, 1-8-2023)  
Forced Fumbles: 1, three times (last: vs. Northern Iowa, 10-14-2023)  
Fumble Recoveries: 1, vs. Butler, 9-17-2022

## CORNERBACKS



## CORNERBACKS (cont.)



**7-DALYS BEANUM**

**6-1, 200, Sr.**

**Omaha, Nebraska • Millard West H.S.**

### **SINGLE-GAME CAREER HIGHS**

Solo Tackles: 6, vs. Holy Cross, 12-10-2022

Assisted Tackles: 4, at Oklahoma State, 8-31-2024

Total Tackles: 8, vs. Holy Cross, 12-10-2022

Tackles for Loss: 1.0, at Western Illinois, 10-16-2021

Forced Fumbles: 1, at Villanova, 12-11-2021, and vs. Incarnate Word, 9-7-2024

Interceptions: 3, vs. UC Davis, 11-27-2021

Interception Return Yards: 60, vs. UC Davis, 11-27-2021

Long Interception Return: 59 yards (for TD), vs. UC Davis, 11-27-2021

Pass Breakups: 2, three times (last: at South Dakota, 10-28-2023)

Blocked Kicks: 1, vs. South Dakota, 10-8-2022

Punt Returns: 3, at Southeastern Louisiana, 9-21-2024

Punt Return Yards: 102, at Southeastern Louisiana, 9-21-2024

Long Punt Return: 88 yards (for TD), at Southeastern Louisiana, 9-21-2024



**22-COLBY HUMPHREY**

**5-11, 185, Sr.**

**Birmingham, Alabama • Desert Vista H.S. (Ariz.)/Northern Arizona**

### **SINGLE-GAME CAREER HIGHS**

Solo Tackles: 6, at Oklahoma State, 8-31-2024

Assisted Tackles: N/A

Total Tackles: 6, at Oklahoma State, 8-31-2024

Interceptions: 1, vs. Augustana, 9-14-2024

Pass Breakups: 1, at Oklahoma State, 8-31-2024, and vs. Augustana, 9-14-2024



**6-JALEN B. LEE**

**6-0, 200, So.**

**Wentzville, Missouri • Fort Zumwalt H.S.**


### **SINGLE-GAME CAREER HIGHS**

Solo Tackles: 4, vs. Montana, 1-7-2024

Assisted Tackles: 2, vs. Mercer, 12-2-2023

Total Tackles: 4, vs. Mercer, 12-2-2023, and vs. Montana, 1-7-2024

Pass Breakups: 1, vs. Drake, 9-16-2023



**30-CODY COTTON**

**6-0, 170, Jr.**

**Pleasant Prairie, Wisconsin • Union Grove H.S./Upper Iowa**

### **SINGLE-GAME CAREER HIGHS**

Solo Tackles: 1, vs. Drake, 9-16-2023

Assisted Tackles: 1, vs. Montana State, 9-9-2023

Total Tackles: 1, vs. Montana State, 9-9-2023, and vs. Drake, 9-16-2023



**2-MYLES TAYLOR**

**6-1, 175, Jr.**

**Gilbert, Arizona • Williams Field H.S.**

### **SINGLE-GAME CAREER HIGHS**

Solo Tackles: 2, vs. Mercer, 12-2-2023, and vs. UAlbany, 12-15-2023

Assisted Tackles: 2, vs. UAlbany, 12-15-2023

Total Tackles: 4, vs. UAlbany, 12-15-2023

Pass Breakups: 1, vs. UAlbany, 12-15-2023



**13-AYDAN DAUTERMANN**

**6-0, 185, Jr.**

**Hartford, Wisconsin • Slinger H.S.**

### **SINGLE-GAME CAREER HIGHS**

Solo Tackles: 2, vs. Butler, 9-17-2022

Assisted Tackles: 1, six times (last: at Southeastern Louisiana, 9-21-2024)


Total Tackles: 3, vs. Butler, 9-17-2022

Tackles for Loss: 0.5, at Oklahoma State, 8-31-2024

Interceptions: 1, vs. Mercer, 12-2-2023

Pass Breakups: 1, five times (last: at Southeastern Louisiana, 9-21-2024)

Fumble Recoveries: 1, vs. Youngstown State, 10-12-2024



**23-MATTHEW DURRANCE**

**6-2, 215, Jr.**

**Lutz, Florida • Steinbrenner H.S.**

### **SINGLE-GAME CAREER HIGHS**

Solo Tackles: 7, vs. Incarnate Word, 9-7-2024

Assisted Tackles: 5, at Oklahoma State, 8-31-2024

Total Tackles: 8, vs. Incarnate Word, 9-7-2024

Tackles for Loss: 1.0, at Northern Iowa, 10-5-2024, and vs. Youngstown State, 10-12-2024

Interceptions: 1, at Missouri State, 9-24-2022

Pass Breakups: 1, three times (last: vs. Youngstown State, 10-12-2024)

Fumble Recoveries: 1 (for TD), vs. Delaware, 12-3-2022, and vs. Incarnate Word, 9-7-2024

Blocked Kicks: 1, vs. Villanova, 12-9-2023

*Note: Returned blocked punt versus Villanova 45 yards for touchdown on 12-9-2023*



**17-ABE HOSKINS III**

**6-1, 195, Sr.**

**Omaha, Nebraska • Omaha Central H.S.**

### **SINGLE-GAME CAREER HIGHS**

Solo Tackles: 2, at Youngstown State, 11-11-2023

Assisted Tackles: 1, at Southeastern Louisiana, 9-21-2024

Total Tackles: 2, at Youngstown State, 11-11-2023

Pass Breakups: N/A

## SAFETIES (cont.)



### 14-COLBY HUARTER

6-1, 205, Sr.

Katy, Texas • Tompkins H.S.

#### SINGLE-GAME CAREER HIGHS

Solo Tackles: 5, vs. Montana State, 9-9-2023

Assisted Tackles: 5, three times (last: at North Dakota State, 10-19-2024)

Total Tackles: 10, vs. Montana State, 9-9-2023

Tackles for Loss: 1.5, vs. North Dakota State, 11-4-2023, and vs. Mercer, 12-2-2023


Sacks: 1.0, at North Dakota, 10-22-2022

Interceptions: 1, four times (last: at Southeastern Louisiana, 9-21-2024)

Long Interception Return: 70 yards, at Missouri State, 9-24-2022

Pass Breakups: 1, three times (last: vs. North Dakota State, 11-4-2023)

Forced Fumbles: 1, vs. North Dakota State, 11-4-2023



### 25-CALE REEDER

6-0, 190, Sr.

Yorkville, Illinois • Yorkville H.S.

#### SINGLE-GAME CAREER HIGHS

Solo Tackles: 7, vs. UC Davis, 11-27-2021, and at Southern Illinois, 10-21-2023

Assisted Tackles: 6, at Illinois State, 10-7-2023

Total Tackles: 10, at Southern Illinois, 10-21-2023

Tackles for Loss: 2.0, at Villanova, 12-11-2021

Sacks: 1.0, vs. South Dakota, 12-8-2022

Interceptions: 1, four times (last: vs. Montana State, 9-9-2023)

Forced Fumbles: 1, at Southern Illinois, 10-21-2023

Pass Breakups: 1, eight times (last: at Montana State, 12-17-2022)



### 3-DONTAY JOHNSON

6-2, 190, So.

Fort Collins, Colorado •

Colorado Early College

#### SINGLE-GAME CAREER HIGHS

Solo Tackles: 3, vs. UC Davis, 9-10-2022

Assisted Tackles: 1, four times (last: at Oklahoma State, 8-31-2024)

Total Tackles: 3, vs. UC Davis, 9-10-2022

Tackles for Loss: 1.0, vs. UC Davis, 9-10-2022

Pass Breakups: 1, vs. Butler, 9-17-2022, and vs.

Augustana, 9-14-2024



### 27-NOAH THOMPSON

6-0, 185, So.

Brandon, South Dakota • Brandon Valley H.S.

#### SINGLE-GAME CAREER HIGHS

Solo Tackles: 3, vs. Western Oregon, 8-31-2023

Assisted Tackles: 1, vs. Drake, 9-16-2023, and at Northern Iowa, 10-5-2024

Total Tackles: 3, vs. Western Oregon, 8-31-2023

Interceptions: N/A

Pass Breakups: N/A

*Note: Returned blocked punt at Northern Iowa 49 yards for touchdown on 10-5-2024*



### 1-TUCKER LARGE

5-11, 185, Jr.

Sioux Falls, South Dakota • Roosevelt H.S.

#### SINGLE-GAME CAREER HIGHS

Solo Tackles: 7, vs. Montana State, 9-9-2023

Assisted Tackles: 4, at Southern Illinois, 10-21-2023

Total Tackles: 8, vs. North Dakota State, 11-4-2023

Tackles for Loss: 1.0, vs. Montana, 1-7-2024

Interceptions: 1, four times (last: vs. UAlbany, 12-15-2023)

Long Interception Return: 64 yards (for TD), vs. Western Oregon, 8-31-2023


Pass Breakups: 3, vs. Missouri State, 11-18-2023

Punt Returns: 4, vs. Drake, 9-16-2023, and vs. Missouri State 11-18-2023

Punt Return Yards: \*149, vs. Drake, 9-16-2023

Long Punt Return: 79 yards (for TD), vs. UAlbany, 12-15-2023

\* single-game school record



### 26-KOLTEN TILFORD

5-9, 180, R-Fr.

North Platte, Nebraska • North Platte H.S.

#### SINGLE-GAME CAREER HIGHS

Solo Tackles: 3, vs. Youngstown State, 10-12-2024

Assisted Tackles: 2, at Northern Iowa, 10-5-2024, and vs. Youngstown State, 10-12-2024

Total Tackles: 5, vs. Youngstown State, 10-12-2024

Tackles For Loss: 1.0, vs. Youngstown State, 10-12-2024

Interceptions: 1, vs. Western Oregon, 8-31-2023