



SOUTH DAKOTA STATE UNIVERSITY

JACKRABBIT ATHLETICS NEWS RELEASE

Jackrabbit Sports Information • 2820 HPER Center • Brookings, SD 57007-1497
Football Contact/Assistant AD-Athletic Communications: Jason Hove E-mail: Jason.Hove@sdstate.edu
Office Phone: (605) 688-4623 Mobile: (605) 695-1827 Fax: (605) 688-5999
Facebook: www.facebook.com/jackrabbit.nation Twitter: @GoJacksSDSU Website: www.GoJacks.com

2024 FOOTBALL INFORMATION

Jacks, Bison set for Marker showdown

GAME NOTES — OCT. 19

#1/1 SOUTH DAKOTA STATE (5-1, 2-0 MVFC)
at #2/2 NORTH DAKOTA STATE (6-1, 3-0 MVFC)

Dakota Marker Game

7 p.m. Saturday • Fargodome | Fargo, N.D.



HEAD COACH: Tim Polasek (Concordia (Wis.), 2002)
• 6-1 record in first season as a collegiate head coach

SERIES NOTES

- 116th Meeting (NDSU leads all-time series, 63-47-5)
- The Dakota Marker series is tied, 10-10, with SDSU winning the last four

MEDIA INFORMATION

- Game will be televised on ESPN2 with the broadcast team of Jay Alter (play-by-play) and Rocky Boiman (color)
- Radio pre-game show begins at 5 p.m. Central on the Jackrabbit Sports Network, which includes flagship station WNAX 570 AM-Yankton and the following affiliates:
 - KJJQ 910 AM-Brookings • KXLG 100.3 FM-Milbank • KORN 1490 AM/101.3 FM-Mitchell
 - KELO 1320 AM/KELQ 107.9 FM-Sioux Falls • KCCR 1240 AM/98.9 FM-Pierre
 - KIMM 106.7 FM/1150 AM-Rapid City • KLOH 1050 AM/94.1 FM-Pipestone, Minn.
 - KXLG 99.1 FM-Watertown • KWYR 93.7 FM-Winner
- Radio team of Tyler Merriam (play-by-play), Al Bahe (color), Scotty Kwas (sidelines) and Brent Bowen (pregame/postgame host) will call the action



HEAD COACH: Jimmy Rogers (SDSU, 2009)
• 20-1 record in two seasons as a collegiate head coach
STARTERS RETURNING: 10 (3 Off., 5 Def., 2 ST)

2024 SCHEDULE AND RESULTS

AUGUST		
31	at Oklahoma State	L, 20-44
SEPTEMBER		
7	INCARNATE WORD [Dairy Drive]	W, 45-24
14	AUGUSTANA [Beef Bowl/Hall of Fame]	W, 24-3
21	at Southeastern Louisiana	W, 41-0
OCTOBER		
5	*at Northern Iowa	W, 41-3
12	*YOUNGSTOWN STATE [Hobo Day]	W, 63-13
19	*at North Dakota State [Dakota Marker]	7 p.m.
26	*SOUTH DAKOTA [Interstate Series]	6:30 p.m.
NOVEMBER		
2	*MURRAY STATE [Military Appreciation]	2 p.m.
9	*at North Dakota	1 p.m.
16	*SOUTHERN ILLINOIS [Senior Day]	2 p.m.
23	*at Missouri State	2 p.m.

*Missouri Valley Football Conference game | All times Central

TALE OF THE TAPE — 2024 SEASON STATISTICS

NDSU	CATEGORY	SOUTH DAKOTA STATE
37.7	Points Per Game	39.0
17.6	Points Allowed Per Game	14.5
212.1	Rushing Yardage Per Game	245.2
107.1	Rush Yardage Allowed/Game	97.3
232.4	Passing Yardage Per Game	194.7
12.4	Average Per Catch	11.9
194.9	Pass Yardage Allowed/Game	200.7
444.6	Total Offense Per Game	439.8
302.0	Total Offense Allowed/Game	298.0
23.9	Kick Return Average	19.0
15.1	Punt Return Average	27.3
4-29	Interception Returns	6-145
6-1	Fumbles-Lost	5-1
45-389	Penalties-Yards	27-302
36:02	Time of Possession/Game	29:02
56-96 (58%)	Third-Down Conversions	29-62 (47%)
8-12 (67%)	Fourth-Down Conversions	1-6 (17%)

DAKOTA MARKER SCORES

- 2004: SDSU 24, North Dakota State 21
(Oct. 9, 2004, at Coughlin-Alumni Stadium)
 - 2005: North Dakota State 41, SDSU 17
(Nov. 12, 2005, at Fargo, N.D.)
 - 2006: North Dakota State 41, SDSU 28
(Nov. 18, 2006, at Fargo, N.D.)
 - 2007: SDSU 29, North Dakota State 24
(Nov. 17, 2007, at Coughlin-Alumni Stadium)
 - 2008: SDSU 25, North Dakota State 24
(Nov. 22, 2008, at Fargo, N.D.)
 - 2009: SDSU 28, North Dakota State 13
(Oct. 17, 2009, at Coughlin-Alumni Stadium)
 - 2010: North Dakota State 31, SDSU 24
(Nov. 12, 2010, at Fargo, N.D.)
 - 2011: North Dakota State 38, SDSU 14
(Oct. 22, 2011, at Coughlin-Alumni Stadium)
 - 2012: North Dakota State 20, SDSU 17
(Nov. 10, 2012, at Fargo, N.D.)
 - 2013: North Dakota State 20, SDSU 0
(Sept. 28, 2013, at Coughlin-Alumni Stadium)
 - 2014: North Dakota State 37, SDSU 17
(Nov. 1, 2014, at Fargo, N.D.)
 - 2015: North Dakota State 28, SDSU 7
(Oct. 3, 2015, at Coughlin-Alumni Stadium)
 - 2016: SDSU 19, North Dakota State 17
(Oct. 15, 2016, at Fargo, N.D.)
 - 2017: SDSU 33, North Dakota State 21
(Nov. 4, 2017, at Dana J. Dykhouse Stadium)
 - 2018: North Dakota State 21, SDSU 17
(Sept. 29, 2018, at Fargo, N.D.)
 - 2019: North Dakota State 23, SDSU 16
(Oct. 26, 2019, at Dana J. Dykhouse Stadium)
 - 2020-21: SDSU 27, North Dakota State 17
(Apr. 17, 2021, at Fargo, N.D.)
 - 2021: SDSU 27, North Dakota State 19
(Nov. 6, 2021, at Dana J. Dykhouse Stadium)
 - 2022: SDSU 23, North Dakota State 21
(Oct. 15, 2022, at Fargo, N.D.)
 - 2023: SDSU 33, North Dakota State 16
(Nov. 4, 2023, at Dana J. Dykhouse Stadium)
- Overall, the Dakota Marker series is tied, 10-10

Sports Information Contact: Jason Hove

Oct. 16, 2024

BROOKINGS, S.D. — The South Dakota State University football team will put its No. 1 ranking on the line and pursue more history Saturday night, when it travels to second-ranked North Dakota State.

Kickoff for the annual Dakota Marker game is set for 7 p.m. at the Fargodome in Fargo, North Dakota. The game will be played before a national television audience on ESPN2.

The top-ranked Jackrabbits enter the matchup with a 5-1 overall record, including convincing wins over Northern Iowa (41-3) and Youngstown State (63-13) to begin Missouri Valley Football Conference play. SDSU has won 19 MVFC regular season games in a row dating back to late in the 2021 season, matching the league record set by North Dakota State from 2017-20.

The Bison hold a 6-1 record so far this season and are 3-0 in the MVFC following a 24-3 victory last week at Southern Illinois.

THE SERIES: Saturday's game marks the 116th meeting on the gridiron between SDSU and North Dakota State. NDSU leads the overall series by a 63-47-5 count, although the series is tied at 10 wins apiece in Dakota Marker games since the two programs moved to the Football Championship Subdivision in 2004.

The rivalry began in 1903 with an 85-0 NDSU victory, and the two schools were both charter members of the North Central Conference, meeting every year from 1919 through 1942 until play was interrupted by World War II. The series resumed in 1946 and the two squads have met every year since.

This year's edition of the rivalry will be the 18th consecutive game (playoffs included) in the series that both teams have been nationally ranked, and the 13th in that span in which both teams have been ranked in the top 10 of at least one of the two major FCS polls.

The 2024 edition of the Dakota Marker game also represents the second time the contest has been a showdown between the top two teams in the FCS polls; the previous being the last matchup in Fargo on Oct. 15, 2022, when the No. 2 Jackrabbits rallied from an early 21-7 deficit for a 23-21 victory. SDSU took over the top spot in the FCS polls with that victory and has held on to the top spot ever since.

South Dakota State has won the last five matchups, including a 45-21 victory in the 2022 national championship game at Frisco, Texas, on Jan. 8, 2023.

THE DAKOTA MARKER: Red quartzite monuments that define the border between South Dakota and North Dakota signify a football rivalry between the two states.

The Dakota Marker, a replica of the 7-foot by 10-inch square stone monuments planted in the early 1890s, is the name of a traveling trophy that SDSU and North Dakota State began competing for in 2004.

The original idea for the trophy came from the Blue Key Honor Society at NDSU. The student associations at both schools share dual ownership of the trophy.

Creation of the trophy coincided with SDSU's and NDSU's entry into NCAA Division I-AA football (currently Football Championship Subdivision). And it signaled a revised rivalry between two schools that first played a football game against each other in 1903.

The Dakota Marker stands about three feet tall with the letters "SD" on one side and "ND" on the other side, just like its 720 namesakes that dot the 366-mile border. The trophy stands about three feet high and weighs 78 pounds. The black granite base used to display the trophy weighs another 181 pounds.

The Dakota Marker series has provided many memorable moments throughout its 20-game history. Four times the winner of the game has decided a conference regular season title, including the Missouri Valley Football Conference title during the 2012 and 2022 seasons. The Jackrabbits and Bison also played for the Great West Football Conference championship in both 2006 and 2007.

GAME NOTES — SOUTH DAKOTA STATE AT NORTH DAKOTA STATE

YEAR-BY-YEAR IN FCS ERA

GREAT WEST FOOTBALL CONFERENCE

YEAR	OVERALL	CONF
2004	6-5	2-3
2005	6-5	3-2
2006	7-4	3-1
2007	7-4	4-0
TOTALS	26-18	12-6

MISSOURI VALLEY FOOTBALL CONF.

YEAR	OVERALL	CONF
2008	7-5	6-2
2009	8-4	7-1
2010	5-6	4-4
2011	5-6	4-4
2012	9-4	6-2
2013	9-5	5-3
2014	9-5	5-3
2015	8-4	5-3
2016	9-4	7-1
2017	11-3	6-2
2018	10-3	6-2
2019	8-5	5-3
2020-21	8-2	5-1
2021	11-4	5-3
2022	14-1	8-0
2023	15-0	8-0
2024	5-1	2-0
TOTALS	151-62	94-34
OVERALL TOTALS	177-80	106-40

CURRENT WINNING STREAKS

vs. FCS Opponents: 32

(Last Loss: Dec. 18, 2021, at Montana State — L, 17-31)

at Home: 24

(Last Loss: Oct. 23, 2021, vs. Northern Iowa — L, 17-26)

vs. Ranked FCS Opponents: 21

(Last Loss: Dec. 18, 2021, at Montana State — L, 17-31)

vs. MVFC Opponents (regular season): 19

(Last Loss: Nov. 13, 2021, at South Dakota — L, 20-23)

vs. MVFC Opponents (overall): *20

(Last Loss: Nov. 13, 2021, at South Dakota — L, 20-23)

*includes 45-24 victory over North Dakota State in 2022 national championship game

YEAR 21 IN FCS: The 2024 season marks the 21st season South Dakota State has competed in the Football Championship Subdivision.

Since joining the Division I ranks in 2004, the Jackrabbits have compiled a 177-80 record (.689 winning percentage).

In the decade of the 2020s, SDSU has put together a 53-8 record, which is good for an .869 winning percentage.

VALLEY SEASON NO. 17: The 2024 season is South Dakota State's 17th as a member of the Missouri Valley Football Conference. Since joining the league in 2008, SDSU is the only program in that span to not have a losing season in conference play.

The Jackrabbits hold a 94-34 record (.734 winning percentage) in MVFC games and have won six or more league games eight times. SDSU has claimed the league title four times: previously earning a share of league titles in 2016 and during the 2020-21 spring season before running the table with an 8-0 record in conference play en route to outright conference championships in both 2022 and 2023.

PLAYOFF HISTORY: South Dakota State made its 14th postseason appearance in its football history in 2023, with 13 of those berths coming as a member of the Football Championship Subdivision. SDSU's lone appearance in the NCAA Division II football playoffs came in 1979, when the Jacks dropped a 50-7 decision at Youngstown State.

The Jackrabbits have compiled a 22-12 record in the playoffs and made their 12th straight appearance in the FCS playoffs, including advancing to at least the semifinal round for the fourth season in a row and sixth time in the last seven seasons. SDSU made its first appearance in a national title game during the 2020-21 spring season, falling to Sam Houston, 23-21, then claimed its first-ever national championship in football with a 45-21 victory over North Dakota State in January 2023. The Jacks repeated as national champions during the 2023 campaign with a 23-3 victory over Montana.

SDSU advanced to the FCS national title game each of the three years it held the No. 1 overall seed in the playoff field (16 teams in 2020-21, 24 teams in 2022 & 2023).

ELITE COMPANY: Heading into the 2023 postseason, South Dakota State was one of only two Football Championship Subdivision programs to reach the playoffs each of the last 12 seasons. The Jackrabbits secured the Missouri Valley Football Conference's automatic bid to the 2023 playoffs, assuring SDSU of its 12th consecutive postseason appearance and 13th overall at the FCS level.

MVFC rival North Dakota State holds the longest active streak with 14 consecutive trips to the playoffs after gaining an at-large berth to the 2023 tournament.

STREAKS CONTINUE: Although SDSU saw its long overall winning streak come to an end in the Aug. 31 season opener, the Jackrabbits still carry several other winning streaks into Saturday's contest.

Dating back to the start of the 2022 season, the Jackrabbits have defeated 32 FCS opponents in a row, including winning 21 in a row against ranked foes from the FCS.

SDSU also holds a 24-game home winning streak, which includes a 7-0 mark in FCS playoff games. The Jackrabbits' last loss at Dana J. Dykhouse Stadium was a 26-17 defeat at the hands of Northern Iowa on Oct. 23, 2021.

The Jackrabbits' 29-game overall winning streak that spanned between the 2022 and 2023 seasons was the third-longest in the history of the Football Championship Subdivision, which dates back to 1978.

RANKINGS STREAK: By being ranked first in the final Stats Perform FCS poll of the 2023 season and through the first seven polls of 2024, SDSU has now appeared in the top 25 of 167 consecutive media polls dating back to October 2012.

The Jackrabbits have not relinquished the top spot in the poll since ascending to that ranking on Oct. 17, 2022. SDSU held on to the ranking for the final seven surveys of the 2022 season and has extended its streak at No. 1 to 29 consecutive polls with its continued top billing in both 2024 rankings.

QUICK FACTS

SDSU INFORMATION

LOCATION: Brookings, S.D.
 ENROLLMENT: 12,065 (fall 2024)
 COLORS: Yellow and Blue
 NICKNAME: Jackrabbits
 AFFILIATION: NCAA Division I Football
 Championship Subdivision
 CONFERENCE: Missouri Valley Football Conference
 STADIUM: Dana J. Dykhouse Stadium (19,340
 capacity - AstroTurf surface)

2023 RECAP

OVERALL RECORD: 15-0
 CONFERENCE RECORD: 8-0 (first place in Missouri Valley
 Football Conference)
 POSTSEASON: Football Championship Subdivision
 National Champion (repeat champion)
 HOME RECORD: 9-0
 AWAY/NEUTRAL RECORD: 4-0/2-0
 FINAL RANKINGS: 1st (Stats Perform media)/1st (AFCA
 FCS Coaches)

TEAM INFORMATION

LETTERMEN RETURNING: 53 LETTERMEN LOST: 18
 • Offense: 20 • Offense: 9
 • Defense: 31 • Defense: 9
 • Special Teams: 2 • Special Teams: 0

STARTERS RETURNING: 10
 • Offense: 3 • Defense: 5 • Special Teams: 2

OFFENSIVE STARTERS RETURNING (3): Evan Beerntsen,
 OG; Mark Gronowski, QB; Gus Miller, C.

DEFENSIVE STARTERS RETURNING (5): Dalys Beanum, CB;
 Adam Bock, LB; Jarod DePriest, DT; Tucker Large, S;
 Cale Reeder, S.

SPECIAL TEAMS STARTERS RETURNING (2): Hunter
 Dustman, K/P; Kaydon Olivia, LS.

OTHER RETURNING LETTERMEN (43): Steven Arrell, CB;
 Max Baloun, DT; Jon Bell, QB; Kevin Brenner, TE;
 Quinten Christensen, OL; Devon Cole Jr., WR; Cody
 Cotton, CB; Aydan Dautermann, CB; Matthew
 Durrance, S; Caleb Francl, LB; Greyton Gannon, TE;
 Graham Goering, WR; Brody Gormley, TE; Logan Green,
 DT; Abe Hoskins III, CB; Colby Huerter, S; Amar
 Johnson, RB; Angel Johnson, RB; Bryce
 Johnson, LB; Dontay Johnson, S; Randy Keumogne,
 DE; Aaron Kusler, LB; Jalen Lee, OL; Jalen B. Lee, CB;
 Chase Mason, QB; Daeton Mcgaughy, LB; Cullen
 McShane, LB; Joe Ollman, LB; William Paekpke, OL;
 Blake Peterson, DE; Marcus Preston, WR; Dawson
 Ripperda, DE; Dawson Rudd, OL; Graham Spalding,
 LB; Myles Taylor, CB; Noah Thompson, S; Kolten
 Tilford, S; Levi Vanden Bos, DE; Ethan Vibert, OL; Kirby
 Vorhees, RB; Griffin Wilde, WR; Zac Wilson, DE; Aaron
 Wolfcale-Holsten, DT.

CAPTAINS: Leading the Jackrabbit football team are six captains:

- Dalys Beanum, Sr., Omaha, Nebraska;
- Adam Bock, Sr., linebacker, Solon, Iowa;
- Jarod DePriest, Sr., defensive tackle, Trivoli, Illinois;
- Mark Gronowski, Sr., quarterback, Naperville, Illinois;
- Tucker Large, Jr., safety, Sioux Falls;
- Gus Miller, Sr., offensive lineman, Brookings.

Bock and Gronowski are both in their third seasons in the role, while the other four captains are first-time captains.

PLAYERS OF THE WEEK: Two Jackrabbits were honored as Missouri Valley Football Conference players of the week for their performances in the Oct. 12 victory over Youngstown State. Angel Johnson was selected as the MVFC Special Teams Player of the Week, with Gus Miller earning MVFC Offensive Lineman of the Week recognition.

A junior from Viborg, Johnson returned the game's opening kickoff 99 yards for a touchdown to set the tone in South Dakota State's 63-13 Hobo Day win. His kickoff return for TD was the first by a Jackrabbit since 2017.

For the game, Johnson tallied 114 yards on two kickoffs and added 42 rushing yards on three carries en route to a single-game career-high 156 all-purpose yards.

Miller, a senior from graded at 90 percent and recorded five pancake blocks as SDSU rushed for 404 yards versus Youngstown. The Jackrabbits totaled 557 yards of offense and allowed only one tackle for loss in the game en route to averages of 16.2 yards per rush and 13 yards per play.

In addition, Miller is the second from SDSU to receive the weekly offensive lineman honor in 2024 after Evan Beerntsen was named the recipient following the Jackrabbits' Sept. 7 home opener versus Incarnate Word.

PRESEASON ALL-AMERICANS: South Dakota State was well-represented on the 2024 Stats Perform FCS Preseason All-America Team with six selections. The honor squad was announced in early August and included first-team selections Mark Gronowski and Adam Bock from the Jackrabbits.

Gronowski, the reigning Walter Payton Award winner as the top offensive player in the FCS ranks a year ago, returns for his senior season after throwing for 3,058 yards and 29 touchdown against only five interceptions in 2023. The Naperville, Illinois, native led the FCS in quarterback rating at 179.67 while completing 68.1 percent (209-of-307) of his passes.

In addition, Gronowski ran for 402 yards and eight touchdowns in helping lead the Jackrabbits to a 15-0 record in 2023.

Gronowski is again on the Walter Payton Award Preseason Watch List, while Bock returns to the Buck Buchanan Award Preseason Watch List after being a finalist for the top defensive player in FCS in 2021.

A senior linebacker from Solon, Iowa, Bock ranked third on the team last season with 65 tackles despite missing five games due to injury. A two-time first-team All-Missouri Valley Football Conference selection and a second-team All-America honoree in 2021, Bock has tallied more than 300 career tackles.

Receiving second-team honors on the Stats Perform preseason squad were offensive lineman Gus Miller and punt returner Tucker Large. The FCS winner of the 2023 Rimington Award as the top center and a Brookings native, Miller played a key role within an offensive line that helped pave the way for the Jackrabbits to average 37.3 points and 449.9 yards of total offense per game.

Large, a junior from Sioux Falls, averaged 18.9 yards per punt return attempt last season and set an SDSU single-game record with 159 yards versus Drake. Also a starting safety for the Jackrabbits, Large ranked second on the team with four interceptions and added 49 tackles.

GAME NOTES — SOUTH DAKOTA STATE AT NORTH DAKOTA STATE

OPENING DRIVES BY HALF

2024 OPPONENT	1ST-O	2ND-O	1ST-D	2ND-D
Oklahoma State	Downs	TD	FG	TD
Incarnate Word	Miss FG	TD	FG	TD
Augustana	TD	Downs	FG	Punt
SE Louisiana	Punt	Punt	Punt	Miss FG
Northern Iowa	Punt	TD	Fumble	INT
Youngstown State	TD	TD	Punt	Punt

2024 LONGEST DRIVES

By PLAYS

14 - at Northern Iowa(4Q), 14-82-8:24 (end of game)

By YARDS

95 - vs. Youngstown State (2Q), 9-95-4:18 (TD)

By TIME OF POSSESSION

8:24 - at Northern Iowa (4Q), 14-82-8:24 (end of game)

100-YARD RUSHING GAMES

DIVISION I ERA (SINCE 2004)

Zach Zenner (2011-14)	32
Isaiah Davis (2020-23)	23
Kyle Minett (2007-10)	22
Pierre Strong, Jr. (2018-21)	19
Anthony Watson (2004-06)	13
Cory Koenig (2004-07)	13
Amar Johnson (2021-present)	6
Brady Mengarelli (2014-17)	5
Isaac Wallace (2015-18)	5
Mark Gronowski (2020-present)	4
Trevor Hohn (2004-06)	2
Taryn Christion (2015-18)	2
Mikey Daniel (2016-19)	2
C.J. Wilson (2018-19)	2
Tyler Duffy (2007-10)	1
Tyrel Kool (2009-12)	1
Reggie Gandy (2010-13)	1
Chase Mason (2023-present)	1
Kyle Paris (2012-15)	1
Kirby Vorhees (2023-present)	1

Rounding out the Jackrabbit contingent on the Stats Perform FCS Preseason All-America Team were third-team honorees Dalys Beanum and Amar Johnson. Beanum, a senior cornerback from Omaha, is coming off a 2023 campaign in which he recorded a team-best five interceptions while also contributing 29 tackles and two pass breakups.

Johnson made the squad as an all-purpose back after ranking second on the team in 2023 with 1,205 all-purpose yards (80.3 ypg). A senior from O'Fallon, Missouri, Johnson finished second on the squad with 801 rushing yards (6.3 ypc), while also averaging 23.5 yards on kickoff returns and catching 12 passes for 122 yards.

GRONOWSKI A DUAL THREAT: South Dakota State quarterback Mark Gronowski reached another milestone early in the 2024 season by accounting for the 100th touchdown of his career.

Gronowski enters Saturday's game against North Dakota State having been a part of 112 touchdowns — 81 passing, 30 rushing and 1 receiving. So far this season he has thrown 11 touchdown passes and rushed for three more. Overall, he has accounted for at least one touchdown in 41 of 46 career starts.

Gronowski had a streak of passing and rushing for a touchdown in 11 straight games come to an end Oct. 21, 2023, at Southern Illinois, and has now accomplished the feat 23 times after passing for two touchdowns and running for another Oct. 12 versus Youngstown State. The Jackrabbits have a 42-4 record in Gronowski's 46 career starts, including an 11-1 mark in postseason games.

In addition, Gronowski moved into second place on the career total offense charts at SDSU in the 2024 home opener versus Incarnate Word and passed the 10,000-yard mark Oct. 5 at Northern Iowa. Now with 10,215 yards of total offense, he also ranks third in career passing yards with 8,693.

During the 2023, season, Gronowski became the third SDSU quarterback to top 5,000 yards passing and 1,000 yards rushing in his career, joining Taryn Christion (11,535 passing/1,515 rushing from 2015-18) and Ted Wahl (6,016 passing/1,229 rushing from 1985-88).

WILDE OFF TO FAST START: Sophomore wide receiver Griffin Wilde has turned in a series of strong performances to open the 2024 season.

In the season opener at Oklahoma State, Wilde established new career highs with seven receptions and 150 receiving yards. The Sioux Falls native scored his first touchdown of the season on a 60-yard pass play in the fourth quarter and added catches of 21 and 33 yards to set up the Jackrabbits' first touchdown of the game. Six of his seven receptions went for at least 10 yards.

Wilde bettered his receptions total a week later in the Sept. 7 home opener versus Incarnate Word, hauling in 10 catches — on 10 targets — for 106 yards. He also recorded the first two-touchdown game of his young career, scoring on pass plays of 11 and 25 yards in the second half.

With team highs of 32 receptions and 407 receiving yards through six games, Wilde currently ranks 27th among Football Championship Subdivision receivers an average of 5.3 catches per game. He is tied with teammate Graham Goering (among others) for 26th in the subdivision with four touchdown receptions and ranks 34th with an average of 67.8 receiving yards per game.

WOODS IMPRESSES IN DEBUT: True freshman Maxwell Woods turned in a strong all-around performance in his Sept. 14 collegiate debut versus Augustana.

The native of Carver, Minnesota, racked up 89 all-purpose yards on nine touches. He tallied 61 rushing yards on six carries, including breaking off a 44-yard run on his second carry of the night. Woods also contributed two receptions for nine yards and a kickoff return for 19 yards.

2024 SEASON HIGHS

INDIVIDUAL GAME HIGHS

RUSHING ATTEMPTS: 19, by Amar Johnson, vs. Incarnate Word, 9-7-24

RUSHING YARDS: 179, by Kirby Vorhees, at Southeastern Louisiana, 9-21-24

RUSHING TOUCHDOWNS: 3, by Kirby Vorhees, at Southeastern Louisiana, 9-21-24

LONG RUSH: 80 yards (for TD), by Kirby Vorhees, at Southeastern Louisiana, 9-21-24

PASS ATTEMPTS: 36, by Mark Gronowski, at Oklahoma State, 8-31-24

PASS COMPLETIONS: 21, by Mark Gronowski, vs. Incarnate Word, 9-7-24

YARDS PASSING: 285, by Mark Gronowski, vs. Incarnate Word, 9-7-24

TOUCHDOWN PASSES: 4, by Mark Gronowski, vs. Incarnate Word, 9-7-24

RECEPTIONS: 10, by Griffin Wilde, vs. Incarnate Word, 9-7-24

YARDS RECEIVING: 150, by Griffin Wilde, at Oklahoma State, 8-31-24

RECEIVING TOUCHDOWNS: 2, by Griffin Wilde, vs. Incarnate Word, 9-7-24

LONG RECEPTION: 66 yards (for TD), by Angel Johnson (from Mark Gronowski), at Northern Iowa, 10-5-24

TACKLES: 12, by Adam Bock, at Oklahoma State, 8-31-24

TACKLES FOR LOSS: 3.0, by Adam Bock, vs. Incarnate Word, 9-7-24

SACKS: 1.5, by Dawson Ripperda, vs. Augustana, 9-14-24, and by Kobe Clayborne, at Southeastern Louisiana, 9-21-24

INTERCEPTIONS: 1, by five players (twice by Steven Arrell — at Southeastern Louisiana, 9-21-24, and at Northern Iowa, 10-5-24)

LONG INTERCEPTION RETURN: 50 yards, by Dalys Beanum, vs. Youngstown State, 10-12-2024

PASS BREAKUPS: 2, by Graham Spalding, at Southeastern Louisiana, 9-21-24

FIELD GOALS: 2, by Hunter Dustman, at Oklahoma State, 8-31-24, and at Northern Iowa, 10-5-24

LONG FIELD GOAL: 48 yards, by Hunter Dustman, at Oklahoma State, 8-31-24

PUNTS: 5, by Hunter Dustman, at Southeastern Louisiana, 9-21-14

PUNTING AVERAGE (MIN. 3 PUNTS): 48.0 yards (3 punts), by Hunter Dustman, at Oklahoma State, 8-31-24, and at Northern Iowa, 10-5-24

LONG PUNT: 55 yards, by Hunter Dustman, vs. Augustana, 9-14-24

KICKOFF RETURNS: 4, by Angel Johnson, at Oklahoma State, 8-31-24

KICK RETURN YARDS: 114, by Angel Johnson, vs. Youngstown State, 10-12-24

LONG KICK RETURN: 99 yards (for TD), by Angel Johnson, vs. Youngstown State, 10-12-24

PUNT RETURNS: 3, by Dalys Beanum, at Southeastern Louisiana, 9-21-24

PUNT RETURN YARDS: 102, by Dalys Beanum, at Southeastern Louisiana, 9-21-24

LONG PUNT RETURN: 88 yards (for TD), by Dalys Beanum, at Southeastern Louisiana, 9-21-24

VORHEES, MASON JOIN CENTURY CLUB: Redshirt freshman running back Kirby Vorhees and backup quarterback Chase Mason have both put together breakout performances running the ball in recent weeks.

In a Sept. 21 game at Southeastern Louisiana, Kirby Vorhees topped the 100-yard mark for the first time in his collegiate career as he ended the night with 179 yards on only five carries while scoring touchdowns (20, 22 and 80 yards) on his first three attempts. Vorhees entered that game with 72 career rushing yards.

Mason put up similar numbers in the Oct. 12 Hobo Day game against Youngstown State as he tallied a career-best 161 yards on five carries with two touchdowns. Mason scored on runs of 38 and 48 yards before adding another run of 69 yards later in the contest.

Vorhees and Mason became the 19th and 20th different Jackrabbit players — 17 running backs and three quarterbacks — to rush for 100-plus yards in a game since SDSU moved to Division I at the start of the 2024 season. Mason's 169 yards last week stand as the most rushing yards by a Jackrabbit quarterback in the D-I era, surpassing the mark of 142 yards by Mark Gronowski in an FCS playoff game against Southern Illinois in the spring of 2021.

In all, Jackrabbit players have combined to rush for 100 or more yards in a game 156 times in the D-I era.

BOTH ENDS OF THE SPECTRUM: The Jackrabbits wrapped up the 2023 season by ranking in the top six of the Football Championship Subdivision in both scoring offense (sixth, 37.3 points per game) and scoring defense (first, 9.3 points per game). SDSU scored 20 or more points in 28 of the 29 games in their long winning streak and has now held the opposition to 10 points or less 12 times over the last two seasons.

The Jackrabbits pitched a shutout in three of their last six games of the 2023 season and added a 41-0 whitewashing of Southeastern Louisiana on Sept. 21 for their fourth shutout in their last 10 games.

Overall, SDSU outscored the opposition, 146-15, in four playoff games last season, allowing only one touchdown.

LOCK-DOWN DEFENSE: The Jackrabbit defense has continued to clamp down on the opposition in recent weeks, including a three-game span of not allowing a touchdown

The total of six points allowed on field goals by Augustana (Sept. 14) and Northern Iowa (Oct. 5) around a Sept. 21 shutout at Southeastern Louisiana matched the fewest points allowed by an SDSU squad over a three-game span in 62 years. During the 1962 season, the Jackrabbits turned in back-to-back shutouts against North Dakota (26-0) and South Dakota (24-0) before recording a 17-6 victory at North Dakota State. The Jacks allowed only 70 points that entire season en route to a 7-2-1 record and a share of the North Central Conference title.

SDSU went more than 13 consecutive quarters without allowing a touchdown — from the second play of the fourth quarter in the Sept. 7 home opener versus Incarnate Word, with 14 minutes and 22 seconds remaining, until the final minute of the second quarter of last week's Hobo Day game versus Youngstown State when Penguin quarterback Beau Brungard scampered into the end zone from 4 yards out.

OWNING THE THIRD: South Dakota State held a huge advantage coming out of the locker room at halftime by outscoring the opposition by a 123-14 margin in the third quarter of games last season. The Jackrabbits solidified that margin by outscoring Montana, 16-0, in the third stanza of the national championship game.

However, that trend was reversed in the 2024 season opener as Oklahoma State outscored the Jackrabbits, 21-7, in the third quarter of the Aug. 31 game. SDSU has since pulled out to a 70-28 in third-quarter scoring this season after tallying 14-0 advantages in each of their last three games.

**JACKRABBITS IN THE
NCAA STATISTICS**

TEAM (TOP 20)

- 1st in Punt Return Defense, -3.75 yards/attempt
- 1st in Fewest Sacks Allowed, 0.50 per game
- 1st in Fewest Tackles for Loss Allowed, 2.0 per game
- 2nd in Punt Returns, 25.43 yards/attempt
- 5th in Scoring Defense, 14.5 points/game
- 6th in Rushing Offense, 245.2 yards/game
- T-8th in Fewest Fumbles Lost, 1
- 9th in Rushing Defense, 97.3 yards/game
- 9th in Team Tackles for Loss, 7.2
- 10th in Red Zone Defense, .643
- 11th in Fewest Penalties Per Game, 4.50
- T-12th in Blocked Punts, 1
- 13th in Total Offense, 439.8 yards/game
- 14th in Third-Down Conversion Pct., .468
- 14th in Fewest Penalties, 27

MVFC PLAYERS OF THE WEEK

OFFENSIVE PLAYER OF THE WEEK

- Kirby Vorhees (Sept. 21)

OFFENSIVE LINEMAN OF THE WEEK

- Evan Beerntsen (Sept. 7)
- Gus Miller (Oct. 12)

SPECIAL TEAMS PLAYER OF THE WEEK

- Angel Johnson (Oct. 12)

MODELS OF EFFICIENCY: South Dakota State made 57 trips into the red zone during the 2023 season and came away with points 55 of those times for an FCS-best 96 percent efficiency rate. The Jacks scored a touchdown on 45 of those trips — 30 rushing, 15 passing — with 10 field goals.

SDSU went 13-for-14 in red-zone trips during the postseason, scoring nine touchdowns with four field goals. The Jackrabbits' lone red-zone trip in which they did not score ended with a kneel-down to run out the clock against Villanova.

The Jacks had a streak over two seasons of scoring on 70 consecutive drives into the red zone come to end with an interception in the end zone early in the fourth quarter of the Oct. 21, 2023, game at Southern Illinois. Before that, the last time SDSU did not score when inside the opponent's 20-yard line was on a missed field goal in the second quarter of their Oct. 1, 2022, game versus Western Illinois. SDSU had scored 57 touchdowns and kicked 13 field goals in that span.

In addition, the Jackrabbits led the FCS ranks in both third-down and fourth-down conversions on offense. SDSU converted on an FCS-best 53.5 percent (84-of-157) of its third-down attempts, highlighted by a 9-for-14 performance in the opening round of the playoffs against Mercer.

On fourth down, the Jackrabbits converted 9-of-11 times for 82 percent, including making good on their lone attempt in the Dec. 9 playoff matchup against Villanova.

So far this season, SDSU is 21-for-27 in red-zone trips with 17 touchdowns and four field goals. Three of the trips ended in run-out-the-clock situations late in games.

The Jacks have converted only once on fourth-down plays this season, going 1-for-6, and are converting at a 47 percent clip (29-of-62) on third-down attempts.

OFFENSIVE JUGGERNAUT: South Dakota State put up some astounding numbers on the offensive side of the ball in its Oct. 12 Hobo Day victory over Youngstown State.

The Jackrabbits put a season-high 63 points on the board despite running only 43 offensive plays. SDSU picked up a first down on nearly half of those plays, moving the chains 21 times en route to a season-best 557 yards of total offense.

SDSU's 406 rushing yards marked the program's best day on the ground since racking up 446 yards in a 2021 FCS playoff victory over UC Davis. The Jackrabbits averaged 16.2 yards per carry and 13 yards per play last week versus Youngstown State despite having the football for only 19 minutes and 46 seconds.

PICKING OFF THE COMPETITION: The Jackrabbit defense has continually taken the ball away from the opposition in recent seasons, including leading the Football Championship Subdivision in interceptions two of the last three seasons while ranking second in 2023.

After leading the subdivision with 21 interceptions in 2021, SDSU tallied an FCS-best 18 interceptions in 2022, including two in that season's national championship game against North Dakota State. Jackrabbit defenders recorded at least one interception in each of their 11 regular season games during the 2022 campaign.

Last year, the Jackrabbits hauled in 19 interceptions to rank second among FCS squads. SDSU tallied three interceptions in its 2023 season opener against Western Oregon (Colby Huerter, Tucker Large, Kolten Tilford) and again in the Dec. 15 semifinal playoff game versus UAlbany (Large, DyShawn Gales, Dalys Beanum).

Beanum recorded an interception in each of SDSU's four playoff games. Seven of his 11 career interceptions have come in the postseason.

Dating back to the start of the 2018 season, the Jackrabbits have intercepted at least one pass in 69 of their last 87 games for a total of 112 pickoffs. Colby Humphrey came up with the Jackrabbits' first interception of the season late in the first quarter of the Sept. 14 game versus Augustana, followed by two-interception performances by the team in consecutive games against Southeastern Louisiana and Northern Iowa.

Senior cornerback Steven Arrell notched interceptions in each of the road wins at Southeastern Louisiana and UNI.

SDSU CAREER FIELD GOALS

1. Parker Douglass, 2004-07	62
2. Justin Syrovatka, 2011-14	55
3. Chase Vinatieri, 2016-19	47
4. Hunter Dustman, 2020-present.....	43
5. Brett Gorden, 1995-98	36
6. Peter Reifenrath, 2008-10	34
7. Cole Frahm, 2019-21	33
8. Adam Vinatieri, 1991-94.....	27
9. Tony Harris, 1977-80	23
K.C. Johnson, 1984-86	23
Keith Witt, 2002-03.....	23

DOUBLE-DUTY DUSTMAN: Senior Hunter Dustman has figured prominently in the Jackrabbits' special teams efforts the past three seasons.

A native of East Bethel, Minnesota, Dustman has handled both the kicking and punting duties for the Jackrabbits. As the placekicker, he has put together back-to-back 100-point seasons, scoring 113 points in 2022 and 122 points during the 2023 season. He made 18 field goals each of the past two seasons and has six so far during the 2024 campaign, including two Oct. 5 at Northern Iowa, to stand fourth on the program career charts with 43 field goals.

In addition, Dustman set an SDSU single-season record with 68 extra points in 2023.

A four-time Missouri Valley Football Conference Special Teams Player of the Week award winner, Dustman has averaged 42.1 yards on 138 career punts. He got off to a solid start to the 2024 season by making both of his field goal attempts (31 and 48 yards) and averaging 48 yards on three punts with a long of 53 Aug. 31 at Oklahoma State.

SDSU is currently sixth in net punting in the FCS ranks with an average of 42.94 yards per attempt.

MANY HAPPY RETURNS: South Dakota State raced out to a 28-0 lead a minute into the second quarter of its 2023 season opener against Western Oregon thanks to a pair of long interception returns for touchdowns by its starting safeties.

First, Colby Huerter hauled in an interception off a deflection by DyShawn Gales for a 54-yard return for touchdown. On the first play of the second quarter, Tucker Large picked off a pass and weaved his way through traffic for a 64-yard score.

It marked the fifth time in the Division I era of Jackrabbit football (since 2004) that SDSU returned two interceptions for touchdowns in the same game. The others:

- Sept. 29, 2007 vs. Stephen F. Austin – Jimmy Rogers (32 yards, Q2), Conrad Kjerstad (82, Q4);
- Nov. 10, 2007 vs. Southern Utah — Tyler Koch (45 and 99 yards in Q4);
- Oct. 1, 2016 vs. Western Illinois – Christian Rozeboom (37 yards, Q3), Dallas Brown (19, Q3);
- Nov. 27, 2021 vs. UC Davis — Adam Bock (39 yards, Q3), Dalys Beanum (59, Q4).

SDSU also scored two return touchdowns in the Dec. 15 semifinal victory against UAlbany when Tucker Large returned a punt 79 yards to the end zone midway through the second quarter and Jason Freeman scooped up a fumble on the second play of the second half and returned it 34 yards to push the Jackrabbit lead to 42-0.

BEANUM BOOSTS RETURN GAME: Starting cornerback Dalys Beanum has spelled an injured Tucker Large as the Jackrabbits' primary punt returner this season and responded by returning a punt 88 yards for a touchdown to open the scoring in South Dakota State's 41-0 victory at Southeastern Louisiana on Sept. 21.

Beanum's touchdown marked the longest punt return by a Jackrabbit since a 94-yarder for touchdown by Paul Aanonson in the 2007 Great West Football Conference title game against North Dakota State.

SDSU has made a habit out of scoring on punt plays the past two seasons. Over the last nine games dating back to the 2023 FCS playoffs, the Jacks have scored on four punt plays — two blocked punts and two punt returns.

Last postseason, Matthew Durrance blocked a Villanova punt and returned it 45 yards for a score. A week later, Tucker Large returned a punt 79 yards for a touchdown against UAlbany.

Following Beanum's punt return for touchdown at Southeastern Louisiana, Noah Thompson added a 49-yard return to paydirt Oct. 5 at Northern Iowa following a block by Cullen McShane.

For good measure, Angel Johnson returned the opening kickoff of the Oct. 12 Hobo Day game against Youngstown State 99 yards for a touchdown. Johnson's kick return for TD was the first by a Jackrabbit player since Cade Johnson went 99 yards in a 2017 FCS playoff game versus New Hampshire.

2024 SEASON HIGHS

TEAM GAME HIGHS

RUSHING ATTEMPTS: 42, vs. Incarnate Word, 9-7-24
 RUSHING YARDS: 404, vs. Youngstown State, 10-12-24
 YARDS PER RUSH: 16.2, vs. Youngstown State, 10-12-24
 RUSHING TOUCHDOWNS: 5, at Southeastern Louisiana, 9-21-24
 PASS ATTEMPTS: 37, vs. Incarnate Word, 9-7-24
 PASS COMPLETIONS: 21, vs. Incarnate Word, 9-7-24
 YARDS PASSING: 285, vs. Incarnate Word, 9-7-24
 YARDS PER PASS: 9.7, at Northern Iowa, 10-5-24
 PASSING TOUCHDOWNS: 4, vs. Incarnate Word, 9-7-24
 TOTAL PLAYS: 74, vs. Incarnate Word, 9-7-24
 TOTAL OFFENSE: 557, vs. Youngstown State, 10-12-24
 YARDS PER PLAY: 13.0, vs. Youngstown State, 10-12-24
 POINTS: 63, vs. Youngstown State, 10-12-24
 FIRST DOWNS: 31, vs. Incarnate Word, 9-7-24
 SACKS BY: 4, at Southeastern Louisiana, 9-21-24
 PENALTIES: 9, vs. Augustana, 9-14-24
 PENALTY YARDS: 110, vs. Augustana, 9-14-24
 TURNOVERS BY: 3, vs. Augustana, 9-14-24
 TURNOVERS FORCED: 4, at Northern Iowa, 10-5-24
 INTERCEPTIONS BY: 2, at Southeastern Louisiana, 9-21-24, and at Northern Iowa, 10-5-24
 PASS BREAKUPS: 7, at Southeastern Louisiana, 9-21-24
 FUMBLE RECOVERIES: 2, at Northern Iowa, 10-5-24
 PUNTS: 5, at Southeastern Louisiana, 9-21-24
 TIME OF POSSESSION: 35:17, vs. Incarnate Word, 9-7-24

NO PASSING, NO PROBLEM: South Dakota State mustered only 76 yards on 8-of-19 passing in its 41-0 shutout victory Sept. 21 at Southeastern Louisiana. The Jacks more than made up for their deficiency in the passing game by rushing for a season-high 341 yards.

The Jackrabbits' 76 passing yards marked their lowest output through the air in a game since an 87-yard outing in the 2022 season opener at Iowa. It also was the fewest passing yards in an SDSU victory since throwing for a mere 70 yards in a 44-3 road win at Southern Illinois during the COVID-altered 2020-21 spring campaign.

FREUND JOINS COACHING STAFF: Danny Freund was hired as co-offensive coordinator and quarterbacks coach in January 2024. He will share coordinator duties with Ryan Olson, who has been a member of the SDSU coaching staff since 2021 and will retain duties coaching the offensive line.

Freund spent the last dozen years coaching at the University of North Dakota, including serving as offensive coordinator and quarterbacks coach since 2018. He helped lead the Fighting Hawks to five FCS playoff appearances, as well as a share of the Missouri Valley Football Conference title during the 2020-21 spring season.

Prior to his role as offensive coordinator, Freund had stints coaching UND's running backs, fullbacks and wide receivers. He also held the title of associate head coach during the 2023 season, when the Fighting Hawks averaged 34.1 points per game en route to a postseason berth. He was honored by RII Sports Technology with its GRAPHITE Award, which recognizes excellence and efficiency in play-calling.

Freund was a two-year team captain (2007, 2008) as UND made the transition from NCAA Division II, compiling a 16-6 record as the starting quarterback. He set multiple school passing records before embarking on his coaching career as a graduate assistant at Carthage College in Kenosha, Wisconsin, in 2010. Freund returned to Grand Forks and UND in 2011.

THE 12TH MAN: South Dakota State benefited from large crowds throughout the 2023 regular season, averaging 18,208 fans after coming off a national championship.

The Jackrabbits drew their first of four sellout crowds last season when 19,332 fans came out for the Sept. 9 showdown against Montana State, which at the time tied for the second-largest attendance in the seven-year history of Dana J. Dykhouse Stadium. The crowd played a big role in the game, helping factor in nine false-start penalties by Montana State in the game, including six in the final quarter.

The Nov. 4 Dakota Marker game against North Dakota State, which was a rematch from the 2022 FCS national championship game, drew a stadium-record 19,431 fans.

Two other crowds last season reached sellout status, with 19,357 fans clicking through the turnstiles for the Oct. 14 Hobo Day game versus Northern Iowa and a total of 19,231 fans in attendance for the Sept. 30 league opener with North Dakota.

SDSU also set program playoff attendance records in all three postseason games the Jackrabbits hosted, highlighted by a crowd of 12,265 for the semifinal game against UAlbany.

Large crowds are continuing to fill Dana J. Dykhouse Stadium in 2024 as 19,321 fans — the seventh-largest crowd in stadium history — attended the Sept. 7 season opener. Another sell-out crowd of 19,376 filled the stands Sept. 14 against Augustana to make it the second-largest attendance on record.

The Oct. 12 Hobo Day game versus Youngstown State is the third sellout of the season in as many games, and the Oct. 26 Interstate Series contest versus in-state rival South Dakota isn't fast approaching sellout status.

DANA J. DYKHOUSE STADIUM: Jackrabbit football moved into a new home in September of 2016 with the completion of Dana J. Dykhouse Stadium.

The stadium, which was constructed in phases on the site of SDSU's previous home field, Coughlin-Alumni Stadium, seats 19,340 spectators and cost \$65 million to build.

**DANA J. DYKHOUSE
STADIUM RECORDS**

YEAR-BY-YEAR RECORDS

2016	6-1
2017	7-1
2018	7-0
2019	5-3
2020-21	5-0
2021	5-2
2022	9-0
2023	9-0
2024	3-0
TOTALS	56-7

ATTENDANCE TOP 10

Nov. 4, 2023 • vs. North Dakota State	19,431
Sept. 14, 2024 • vs. Augustana	19,376
Oct. 26, 2019 • vs. North Dakota State	19,371
Oct. 14, 2023 • vs. Northern Iowa	19,357
Oct. 8, 2022 • vs. South Dakota	19,332
Sept. 9, 2023 • vs. Montana State	19,332
Oct. 12, 2024 • vs. Youngstown State	19,331
Sept. 7, 2024 • vs. Incarnate Word	19,231
Sept. 30, 2023 • vs. North Dakota	19,231
Oct. 29, 2022 • vs. Indiana State	19,041

Dana J. Dykhouse Stadium is being funded through private gifts and long-term revenue streams, including concessions and suite, loge box and ticket sales. Bonds are financing nearly two-thirds of the project's construction, with the remaining dollars coming from private support. Lead gifts totaling \$12.5 million from former Jackrabbit football player and Sioux Falls banker Dana Dykhouse and philanthropist T. Denny Sanford were announced in October 2013.

The stadium officially opened Sept. 8, 2016, featuring a concert by country music stars Luke Bryan, Little Big Town and Lee Brice as part of the Jacks Bash opening weekend. The first football game was two days later, on Sept. 10, when the Jackrabbits defeated Drake, 56-28.

SDSU has gone on to post a 55-7 record at Dana J. Dykhouse Stadium during its eight-plus seasons of operation, including a 14-1 mark in FCS playoff games. The Jacks' current home winning streak is 22 games (including playoff games), with their last home loss a 26-17 setback to Northern Iowa on Oct. 23, 2021.

In 2023, the Jackrabbits completed their fourth undefeated season while playing at Dana J. Dykhouse Stadium, compiling a 9-0 record. SDSU previously posted perfect home records in 2018 (7-0), the 2020-21 spring season (5-0) and 2022 (9-0).

Dana J. Dykhouse Stadium was designed by Kansas City-based Crawford Architects, with the construction firm JE Dunn serving as the project manager at risk and Henry Carlson Company of Sioux Falls serving as general contractor.

JACKS IN THE PROS: Six former Jackrabbit standouts were on opening day rosters as the 2024 National Football League kicked off last month, continuing the Jackrabbits' long tradition of developing players into pro prospects.

Headlining the list is tight end Dallas Goedert of the Philadelphia Eagles. After being selected in the second round of the 2018 NFL Draft, Goedert has gone on to record 331 receptions for 3,890 yards and 22 touchdowns in seven seasons. In helping lead the Eagles to the Super Bowl during the 2022 season, Goedert caught 55 passes for 702 yards and three touchdowns. He currently shares the Eagles' lead in receptions (24) and ranks second in receiving yards (301) during the 2024 season, including a career day of 10 catches for 170 yards Sept. 22 against New Orleans.

Also at tight end is second-year pro Tucker Kraft with the Green Bay Packers. A third-round pick in 2023, Kraft turned in a strong second half to his rookie season, finishing the year with 31 catches for 355 yards and a pair of touchdowns. He enters Week 7 of the season second on the team with 18 catches for 231 yards and three touchdowns after finding the end zone twice Oct. 6 against the Los Angeles Rams.

Linebacker Christian Rozeboom earned a Super Bowl ring with the Rams during the 2021 season. A member of the Rams' practice squad in 2020, Rozeboom made his NFL debut with the Kansas City Chiefs early in 2021 before returning to Los Angeles and seeing action mostly on special teams for the Rams for the remainder of the regular season and postseason.

Rozeboom earned a starting spot in 2023 and ranked fourth on the team with 79 tackles while adding an interception. He has registered 42 tackles so far in 2024 to rank second on the team.

Running back Pierre Strong, Jr., who was drafted in 2022 by New England, is currently in his second year with the Cleveland Browns. He has seen most of his action special teams, returning six kickoffs for 149 yards (24.8 ypr). Strong also has recorded five receptions for 65 yards and has rushed 12 times for 50 yards in four games so far this season. For his career, Strong has averaged 5.2 yards per carry while rushing for two touchdowns, and has caught 17 passes for 154 yards. He had his best game of the season thus far with 78 all-purpose yards Oct. 13 at Philadelphia.

SDSU had two more players selected in the NFL Draft in 2024 when Mason McCormick was taken in the fourth round by Pittsburgh and Isaiah Davis was a fifth-round pick of the New York Jets.

PRONUNCIATION GUIDE

COACHES

Danny Freund froind
 Jake/Pete Menage MEN-age

PLAYERS

Jack Amer AIM-er
 Steven Arrell ah-RELL
 Max Baloun bah-LOON
 Evan Beerntsen BURNT-sen
 Brenden Begeman BEG-ah-man
 Matthew Durrance durr-ANTS
 Caleb Francl FRANCE-III
 Grahm Goering GORE-ing
 Mark Gronowski grow-NOW-ski
 Colby Huerter HURT-er
 Randy Keumogne cah-MOAN-yay
 Isaac Kracl KROTZ-ill
 Aaron Kusler COOSE-ler
 Daeton Mcgaughy Mc-GOY
 Joe Ollman OHL-man
 William Paepke PAP-key
 Kentrell Prejean KEN-trell PRAY-john
 Dawson Ripperda RIP-er-dah
 Noah St-Juste saint-JOOST
 Jace Sifore CY-for
 Davin Stoffel STAW-full
 Ethan Vibert VY-bert
 Griffin Wilde WILL-dee

McCormick made his first career start in a Week 4 game against Indianapolis while Davis has registered six yards on three carries and has returned four kickoffs for 110 yards (27.5 ypr) in limited action thus far in 2024.

Six others who played on both Jackrabbit national championship teams later signed as free agents: cornerback DyShawn Gales (Cleveland); offensive tackle Garret Greenfield (Seattle); tight end Zach Heins (Los Angeles Chargers); wide receivers Jadon and Jaxon Janke (Houston), and linebacker/safety Isaiah Stalbird (New Orleans). Greenfield and Stalbird were later assigned to their respective teams' practice squads.

Stalbird has since been moved to the active roster and has been credited with three tackles in three games.

Headlining the list of Jackrabbit pro football alumni are Hall of Famer Jim Langer and the NFL's career scoring leader, Adam Vinatieri.

Langer who played football at SDSU from 1967-69 and also was an All-American in baseball, played center on every offensive down during the Miami Dolphins' perfect season in 1972. He was a first-team All-Pro four times and was selected to play in six Pro Bowl games. He played in three Super Bowl games with the Dolphins from 1970-79 before finishing his career with the Minnesota Vikings from 1980-81. Langer passed away in September 2019.

Vinatieri wrapped up his playing career after becoming the NFL's all-time scoring leader in 2018 as a member of the Indianapolis Colts. Over Vinatieri's 24 seasons from 1996-2019, his totals include NFL bests of 599-of-715 on field goal attempts, 83.8 percent, and 2,673 career points. He also ranks second in career extra points with 874.

In all, Vinatieri set 15 NFL records, including 21 100-point seasons.

ROGERS SHOW: The Jimmy Rogers Radio Show airs throughout the 2024 season.

The weekly, hour-long show originates in front of a live audience at 6 p.m. Mondays at Cubby's Sports Bar and Grill in downtown Brookings. Hosted by Tyler Merriam, the show airs along the Jackrabbit Sports Network, including flagship station WNAX 570 AM, and can be heard through the Jackrabbit app and online at GoJacks.com.

Weekly segments include interviews with Jackrabbit coaches, student-athletes and others associated with SDSU football. Fans in attendance can register for prizes.

A LOOK AHEAD: The Jackrabbits will play their second nationally televised game in a row, hosting South Dakota in the Interstate Series on Oct. 26. Kickoff is slated for 6:30 p.m. at Dana J. Dykhouse Stadium with the television broadcast on ESPN.

DEPTH CHART vs. NORTH DAKOTA STATE

OFFENSE

LT	69	Quinten Christensen, 6-5, 300, So., Wessington Springs, S.D.
	62	Kenyon BigBow, 6-5, 295, R-Fr., Anadarko, Okla.
LG	64	Ethan Vibert, 6-4, 310, Sr., Regina, Saskatchewan
	77	William Paepke, 6-5, 295, R-Fr., Rapid City, S.D.
C	50	GUS MILLER, 6-3, 295, Sr., Brookings, S.D.
	74	Shane Willenbring, 6-4, 285, Fr., La Crosse, Wis.
RG	61	EVAN BEERNTSEN, 6-4, 300, Sr., De Pere, Wis.
	54	Jalen Lee, 6-3, 310, Sr., Robbins, Ill.
RT	76	Sam Hagen, 6-6, 315, Jr., Fordville, N.D.
	78	Marcus Hicks, 6-6, 320, Sr., Wichita, Kan.
	68	Nick Bakken, 6-5, 275, Fr., Whitefish Bay, Wis.
TE	87	Davin Stoffel, 6-6, 250, R-Fr., Mosinee, Wis.
(Y)	89	Brody Gormley, 6-7, 245, So., Topeka, Kan.
TE	83	David Alpers, 6-6, 240, So., Sioux Falls, S.D.
or	44	Kevin Brenner, 6-3, 240, Sr., Silver Lake, Wis.
WR	12	Grahm Goering, 6-2, 200, Jr., Iowa City, Iowa
(X)	6	Elijah Ervin, 6-1, 195, Jr., Phoenix, Ariz.
WR	4	Kentrell Prejean, 5-8, 160, R-Fr., Lafayette, La.
(W) or	15	Devon Cole Jr., 5-10, 185, Sr., Clermont, Fla.
WR	18	Griffin Wilde, 6-2, 200, So., Sioux Falls, S.D.
(Z)	2	Marcus Preston, 6-2, 200, Sr., Lawrence, Kan.
or	19	Jack Smith, 6-0, 190, Fr., Sioux Falls, S.D.
QB	11	MARK GRONOWSKI, 6-3, 225, Sr., Naperville, Ill.
	7	Chase Mason, 6-4, 230, Jr., Hurley, S.D.
	5	Jon Bell, 6-3 195, Jr., Naperville, Ill.
RB	3	Amar Johnson, 5-10, 200, Sr., O'Fallon, Mo.
	21	Angel Johnson, 5-9, 195, Jr., Viborg, S.D.
or	20	Kirby Vorhees, 5-11, 205, R-Fr., Lutz, Fla.

Returning starters indicated in CAPS

DEFENSE

DE	57	Levi Vanden Bos, 6-3, 250, Jr., Rock Valley, Iowa
	90	Randy Keumonge, 6-2, 240, Sr., Oakdale, Minn.
NT	93	Max Baloun, 6-6, 285, Jr., Redfield, S.D.
	51	Logan Green, 6-4, 290, So., Northboro, Iowa
or	96	Bryce Hawthorne, 6-3, 285, R-Fr., Osseo, Minn.
DT	52	JAROD DePRIEST, 6-5, 285, Sr., Trivoli, Ill.
	55	Aaron Wolfcale-Holsten, 6-2, 285, Jr., Gilbert, Ariz.
DE	94	Kobe Clayborne, 6-0, 275, Jr., Sioux City, Iowa
	99	Dawson Ripperda, 6-4, 245, So., Larchwood, Iowa
	50	Nick Wells, 6-4, 260, R-Fr., Sioux City, Iowa
LB	29	Graham Spalding, 6-2, 210, Sr., Oviedo, Fla.
(Will)	0	Daeton Mcgaughy, 6-0, 205, Sr., Elwood, Kan.
or	40	Aaron Kusler, 6-3, 230, Sr., Sioux Falls, S.D.
LB	32	ADAM BOCK, 6-1, 225, Sr., Solon, Iowa
(Mike)	11	Joe Ollman, 6-1, 225, So., Mequon, Wis.
or	5	Cullen McShane, 6-2, 230, So., Marquette, Iowa
LB	9	Caleb Francl, 6-1, 195, Sr., Grand Island, Neb.
(Sam)	0	Daeton Mcgaughy, 6-0, 205, Sr., Elwood, Kan.
	28	Chase Van Tol, 6-1, 200, R-Fr., Tea, S.D.
LCB	22	Colby Humphrey, 5-11, 185, Sr., Birmingham, Ala.
	4	Steven Arrell, 6-3, 195, Jr., Brooklyn Park, Minn.
FS	23	Matthew Durrance, 6-2, 215, Jr., Lutz, Fla.
or	1	Tucker Large, 5-11, 185, Jr., Sioux Falls, S.D.
	26	Kolten Tilford, 5-9, 180, R-Fr., North Platte, Neb.
SS	14	Colby Huerter, 6-1, 205, Sr., Katy, Texas
	27	Noah Thompson, 6-0, 185, So., Brandon, S.D.
LCB	7	DALYS BEANUM, 6-1, 200, Sr., Omaha, Neb.
	2	Myles Taylor, 6-1, 175, Jr., Gilbert, Ariz.

SPECIAL TEAMS

PK	10	HUNTER DUSTMAN, 6-4, 225, Sr., East Bethel, Minn.	Holder	5	Jon Bell, 6-3 195, Jr., Naperville, Ill.
	99	Jack Stevens, 6-0, 160, Fr., North Augusta, S.C.	KOR	21	Angel Johnson, 5-9, 195, Jr., Viborg, S.D.
P	10	HUNTER DUSTMAN, 6-4, 225, Sr., East Bethel, Minn.		34	Maxwell Woods, 5-10, 185, Fr., Carver, Minn.
	41	Max Pelham, 6-1, 195, Jr., Ankeny, Iowa	or	4	Kentrell Prejean, 5-8, 160, R-Fr., Lafayette, La.
Long Snaps	37	KAYDON OLIVIA, 5-11, 215, Jr., Schertz, Texas	PR	7	Dalys Beanum, 6-1, 200, Sr., Omaha, Neb.
or	59	Carson Strohbeen, 6-1, 210, R-Fr., Sioux City, Iowa		4	Kentrell Prejean, 5-8, 160, R-Fr., Lafayette, La.
	19	Jack Smith, 6-0, 190, Fr., Sioux Falls, S.D.			



South Dakota State University JACKRABBITS

2024 Football Roster

No.	NAME	Pos	Ht	Wt	Yr	HOMETOWN	No.	NAME	Pos	Ht	Wt	Yr	HOMETOWN
0	Daeton Mcgaughy	LB	6-0	205	Sr.	Elwood, Kan.	44	Kevin Brenner	TE	6-3	240	Sr.	Silver Lake, Wis.
1	Tucker Large	S	5-11	185	Jr.	Sioux Falls, S.D.	45	Boden Schiller	LB	6-1	200	Fr.	Volga, S.D.
2	Marcus Preston	WR	6-2	200	Sr.	Lawrence, Kan.	46	Blake Leiferman	TE	6-5	250	Fr.	Kimball, S.D.
2	Myles Taylor	CB	6-1	175	Jr.	Gilbert, Ariz.	47	Kytan Fyfe	LB	6-2	205	R-Fr.	Grand Island, Neb.
3	Amar Johnson	RB	5-10	205	Sr.	O'Fallon, Mo.	48	Jack Nash	LB	6-1	185	Fr.	Palmer, Alaska
3	Dontay Johnson	S	6-2	190	So.	Fort Collins, Colo.	49	Beau Baker	TE	6-6	250	Fr.	Springfield, Ky.
4	Steven Arrell	CB	6-3	200	Sr.	Brooklyn Park, Minn.	50	Gus Miller	OL	6-3	295	Sr.	Brookings, S.D.
4	Kentrell Prejean	WR	5-8	160	R-Fr.	Lafayette, La.	50	Nick Wells	DE	6-4	260	R-Fr.	Sioux City, Iowa
5	Jon Bell	QB	6-3	195	Jr.	Naperville, Ill.	51	Logan Green	DT	6-4	290	So.	Northboro, Iowa
5	Caleb McShane	LB	6-2	230	So.	Marquette, Iowa	52	Jarod DePriest	DT	6-5	285	Sr.	Trivoli, Ill.
6	Elijah Ervin	WR	6-1	195	Jr.	Phoenix, Ariz.	53	Joseph Vieth	LB	6-3	210	Fr.	Omaha, Neb.
6	Jalen B. Lee	CB	6-0	200	So.	Wentzville, Mo.	54	Jalen Lee	OL	6-3	310	Sr.	Robbins, Ill.
7	Dalys Beanum	CB	6-1	200	Sr.	Omaha, Neb.	55	Aaron Wolfcale-Holsten	DT	6-2	285	Jr.	Gilbert, Ariz.
7	Chase Mason	QB	6-4	230	Jr.	Hurley, S.D.	56	Fernando Lecuona	DE	6-2	240	Fr.	Omaha, Neb.
8	Sammy Dresie	WR	6-2	185	Fr.	Maize, Kan.	57	Levi Vanden Bos	DE	6-3	250	Jr.	Rock Valley, Iowa
8	Blake Peterson	DE	6-4	255	Grad.	Beresford, S.D.	58	Jackson Kerstin	OL	6-4	280	R-Fr.	Naperville, Ill.
9	Caleb Francl	LB	6-1	195	Sr.	Grand Island, Neb.	59	Carson Stroheen	LS	6-1	210	R-Fr.	Sioux City, Iowa
10	Hunter Dustman	K/P	6-4	225	Sr.	East Bethel, Minn.	61	Evan Beerntsen	OL	6-4	300	Sr.	De Pere, Wis.
11	Mark Gronowski	QB	6-3	230	Sr.	Naperville, Ill.	62	Kenyon BigBow	OL	6-5	295	R-Fr.	Anadarko, Okla.
11	Joe Ollman	LB	6-1	225	So.	Mequon, Wis.	63	Kyan Rauk	OL	6-8	285	Fr.	Northfield, Minn.
12	Grahm Goering	WR	6-2	200	Jr.	Iowa City, Iowa	64	Ethan Vibert	OL	6-4	310	Sr.	Regina, Saskatchewan
13	Jack Amer	QB	6-2	215	R-Fr.	Gilbert, Ariz.	66	Rhett Schaefer	DE	6-3	240	Fr.	Walcott, Iowa
13	Aydan Dautermann	CB	6-0	185	Jr.	Hartford, Wis.	67	Ian Mutchler	OL	6-4	280	R-Fr.	Morton, Ill.
14	Colby Huertter	S	6-1	205	Sr.	Katy, Texas	68	Nick Bakken	OL	6-5	275	Fr.	Whitefish Bay, Wis.
15	Devon Cole Jr.	WR	5-10	185	Sr.	Clermont, Fla.	69	Quinten Christensen	OL	6-5	300	Fr.	Wessington Springs, S.D.
15	Hudson Metcalf	LB	6-2	215	Sr.	Soldotna, Alaska	71	Max Chapman	DT	6-2	300	Fr.	Creston, Iowa
16	Noah St-Juste	CB	5-10	175	R-Fr.	Montreal, Quebec	72	Hayden Venenga	OL	6-6	290	Fr.	Willmar, Minn.
17	Abe Hoskins III	CB	6-1	195	Sr.	Omaha, Neb.	73	Caden Hotz	OL	6-2	280	Fr.	Waverly, Iowa
17	Jack Thue	QB	6-2	190	Fr.	Brandon, S.D.	74	Shane Willenbring	OL	6-4	285	Fr.	La Crosse, Wis.
18	Griffin Wilde	WR	6-2	200	So.	Sioux Falls, S.D.	75	Dawson Rudd	OL	6-6	290	So.	Claremore, Okla.
19	Jack Smith	WR	6-0	190	Fr.	Sioux Falls, S.D.	76	Sam Hagen	OL	6-6	315	Jr.	Fordville, N.D.
20	Kirby Vorhees	RB	5-11	205	R-Fr.	Lutz, Fla.	77	William Paepke	OL	6-5	295	R-Fr.	Rapid City, S.D.
21	Angel Johnson	RB	5-9	195	Jr.	Viborg, S.D.	78	Marcus Hicks	OL	6-6	320	Sr.	Wichita, Kan.
22	Colby Humphrey	CB	5-11	185	Sr.	Birmingham, Ala.	79	Thomas Martian	OL	6-3	280	Fr.	Rapid City, S.D.
23	Matthew Durrance	S	6-2	215	Jr.	Lutz, Fla.	80	Lofton O'Groske	WR	6-2	200	Fr.	Coon Rapids, Minn.
24	Brenden Begeman	RB	6-2	220	R-Fr.	Selby, S.D.	81	Joey Neumann	TE	6-4	235	R-Fr.	Antioch, Ill.
25	Cale Reeder	S	6-0	190	Sr.	Yorkville, Ill.	82	Ky Oday Jr.	WR	5-11	180	So.	Denver, Colo.
26	Kolten Tilford	S	5-9	180	R-Fr.	North Platte, Neb.	83	David Alpers	TE	6-6	240	So.	Sioux Falls, S.D.
27	Noah Thompson	S	6-0	185	So.	Brandon, S.D.	84	Joe Randle	WR	6-3	205	R-Fr.	St. Anthony, Minn.
28	Chase Van Tol	LB	6-1	200	R-Fr.	Tea, S.D.	85	Joe Roll	WR	5-9	180	R-Fr.	Gretna, Neb.
29	Graham Spalding	LB	6-2	215	Sr.	Oviedo, Fla.	86	Patrick Hoffmann	WR	6-1	195	Sr.	Naperville, Ill.
30	Cody Cotton	CB	6-0	170	Jr.	Pleasant Prairie, Wis.	87	Davin Stoffel	TE	6-6	250	R-Fr.	Mosinee, Wis.
31	Trey Ridley	S	6-1	200	Fr.	Overland Park, Kan.	88	Greyton Gannon	TE	6-4	235	So.	Eagle, Wis.
32	Adam Bock	LB	6-1	225	Sr.	Solon, Iowa	89	Brody Gormley	TE	6-7	245	So.	Topeka, Kan.
33	Bryce Johnson	LB	6-3	215	So.	Parker, Colo.	90	Randy Keumogne	DE	6-3	240	Sr.	Oakdale, Minn.
34	Maxwell Woods	RB	5-10	185	Fr.	Carver, Minn.	91	Jace Sifore	DT	6-4	290	So.	Howard, S.D.
35	Quinton Renfro	RB	5-11	185	Fr.	Joplin, Mo.	92	Sam Watts	DE	6-3	245	Fr.	Cedar Rapids, Iowa
36	Dane Miller	WR	6-3	185	So.	Hardy, Neb.	93	Max Baloun	DT	6-6	285	Sr.	Redfield, S.D.
37	Kaydon Olivia	LS	5-11	215	Jr.	Schertz, Texas	94	Kobe Clayborne	DT	6-0	275	Jr.	Sioux City, Iowa
37	Carsten Reynolds	LB	6-3	205	Fr.	Sedro-Wooley, Wash.	95	Zac Wilson	DE	6-4	245	Sr.	ChIPLEY, Fla.
38	Max Stanard	S	5-11	190	Fr.	Manhattan, Kan.	96	Bryce Hawthorne	DT	6-3	285	R-Fr.	Osseo, Minn.
40	Brayden Delahoyde	TE	6-5	220	Fr.	Spearsfish, S.D.	96	Jackson Isakson	K/P	6-2	190	R-Fr.	Aberdeen, S.D.
40	Aaron Kusler	LB	6-3	230	Sr.	Sioux Falls, S.D.	97	Reis Kirschenman	DE	6-4	245	R-Fr.	Tea, S.D.
41	Max Pelham	P	6-1	195	Jr.	Ankeny, Iowa	98	Mac Muller	DT	6-1	270	Fr.	Osage, Iowa
42	Anthony Palano	LB	6-1	210	Fr.	Arlington Heights, Ill.	99	Dawson Ripperda	DE	6-4	245	So.	Larchwood, Iowa
43	Andrew Gustad	TE	6-1	235	So.	Volin, S.D.	99	Jack Stevens	K	6-0	160	Fr.	North Augusta, S.C.

#1/1 SDSU 33,
#10/11 NORTH DAKOTA STATE 16

Nov. 4, 2023 • Dana J. Dykhouse Stadium (Att.: 19,431)

Top-ranked South Dakota State scored 23 consecutive points to grab control of its Dakota Marker matchup against North Dakota State on the way to a 33-16 victory before a record crowd of 19,431 at Dana J. Dykhouse Stadium.

The Jackrabbits improved to 9-0 overall and 6-0 in the Missouri Valley Football Conference while extending their overall winning streak to 23 games. NDSU, ranked 10th by the Football Championship Subdivision coaches and 11th in the Stats Perform media poll, dropped to 6-3 overall and 3-3 in league play. SDSU claimed the Dakota Marker for the fourth consecutive season and ran its overall winning streak against the Bison to five games, including the FCS national championship game this past January.

The two squads traded scores for the first quarter and a half, with NDSU putting the first points on the board with a 12-play, 75-yard drive on the opening possession. The Bison converted on fourth-and-1 with a 23-yard pass from Cam Miller to Joe Stoffel that placed the ball at the SDSU 2. Two plays later, Miller hit Zach Mathis for a 1-yard touchdown pass. The extra point was blocked by Ryan Van Marel.

SDSU responded with a methodical scoring drive of its own, marching 75 yards on 13 plays. Isaiah Davis recorded carries of 10 and 27 yards before scoring from a yard out.

Both teams connected on field goals on their next drives — NDSU's Griffin Crosa was good from 27 yards and Hunter Dustman followed with a 31-yard field goal to give the Jackrabbits the lead for good at 10-9 with 7 minutes and 12 seconds remaining in the second quarter.

The remainder of the first half belonged to the Jackrabbits, starting with Tucker Large's 28-yard punt return to the NDSU 46 following the first punt by either squad in the contest. Three plays later, Mark Gronowski found Jadon Janke along the right sideline, after which Janke evaded a tackle on his way to the end zone for a 46-yard touchdown.

On the first play of the ensuing drive, Colby Huerter forced the first of three NDSU turnovers by stripping the ball from the Bison ball carrier and Isaiah Stalbird recovered at the NDSU 31. The Jackrabbits picked up one first down, but had to settle for another Dustman field goal from 21 yards to push the lead to 20-9.

NDSU moved into scoring position late in the first half, but Crosa's 50-yard field goal attempt at the horn was wide to the right.

The Jackrabbits put the game out of reach with another 75-yard scoring drive to open the second half. Davis ran for 27 yards on the first play from scrimmage and Jadon Janke capped the drive with his second touchdown of the day, taking a forward pitch from Gronowski around left end for a 7-yard score.

SDSU continued to make big plays both on special teams and defense in the third as Jarod DePriest came up with the second blocked kick of the day on a 37-yard field goal attempt and Graham Spalding ended another Bison scoring chance with an interception off a deflected pass by Dalys Beanum.

Dustman added field goals of 44 and 26 yards in the fourth quarter around a 10-yard touchdown pass from Miller to Mathis that cut the margin to 30-16. Dustman's four field goals were a career high.

The Jackrabbits finished with a 365-325 advantage in total offense. Gronowski completed 12-of-19 passes for 213 yards, with Jadon Janke leading receivers with five catches for 89 yards and the two scores. Davis paced the ground game with 106 yards on 17 carries.

Miller led NDSU in both passing and rushing, completing 18-of-29 attempts for 167 yards and carrying 17 times for 93 yards. Eli Green, Mathis, RaJa Nelson and T.K. Marshall each caught four passes, with Green posting a team-best 47 receiving yards.



South Dakota State hoisted the Dakota Marker for the fourth season in a row after a 33-16 win over North Dakota State before a record crowd of 19,431 at Dana J. Dykhouse Stadium.

Jason Freeman, who intercepted a pass in the fourth quarter, led the Jackrabbit defensive effort with 12 tackles, including 1.5 tackles for loss. Large registered eight stops.

Cole Wisniewski notched 11 tackles to lead North Dakota State, with Sam Jung and Jayden Price each tallying eight stops.

SCORE BY QUARTERS	1	2	3	4	FINAL
North Dakota State (6-3, 3-3)	6	3	0	7	16
South Dakota State (9-0, 6-0)	7	13	7	6	33


SCORING SUMMARY

1st	7:44	NDSU	– Zach Mathis 1 yd pass from Cam Miller (Griffin Crosa kick blocked)
1st	00:46	SDSU	– Isaiah Davis 1 yd run (Hunter Dustman kick)
2nd	10:09	NDSU	– Crosa 27 yd field goal
2nd	7:12	SDSU	– Dustman 31 yd field goal
2nd	5:15	SDSU	– Jadon Janke 46 yd pass from Mark Gronowski (Dustman kick)
2nd	1:50	SDSU	– Dustman 21 yd field goal
3rd	11:26	SDSU	– Jadon Janke 7 yd pass from Gronowski (Dustman kick)
4th	11:52	SDSU	– Dustman 44 yd field goal
4th	6:33	NDSU	– Mathis 10 yd pass from Miller (Eli Ozick kick)
4th	00:56	SDSU	– Dustman 26 yd field goal

TEAM STATISTICS

	NDSU	SDSU
FIRST DOWNS	19	17
RUSHES-YARDS (NET)	35-158	33-152
PASSING YDS (NET)	167	213
Passes Att-Comp-Int	29-18-2	19-12-0
TOTAL OFFENSE PLAYS-YARDS	64-325	52-365
Punt Returns-Yards	0-0	1-28
Kickoff Returns-Yards	2-95	1-17
Interception Returns-Yards	0-0	2-9
Punts (Number-Avg)	1-37.0	2-43.0
Fumbles-Lost	1-1	0-0
Penalties-Yards	2-20	4-40
Possession Time	30:18	29:42
Third-Down Conversions	4 of 12	6 of 13
Fourth-Down Conversions	3 of 3	1 of 1
Red-Zone Scores-Chances	3-4	5-5
Sacks By: Number-Yards	1-9	2-16

RUSHING LEADERS: NDSU - Cam Miller 17-93; TaMerik Williams 6-33; Eli Green 10-17; T.K. Marshall 5-12. SDSU - Isaiah Davis 17-106; Amar Johnson 9-36; Mark Gronowski 7-10. **PASSING LEADERS:** NDSU - Cam Miller 18-29-2 167. SDSU - Mark Gronowski 12-19-0 213. **RECEIVING LEADERS:** NDSU - Eli Green 4-47; Zach Mathis 4-39; RaJa Nelson 4-36; T.K. Marshall 4-13; Joe Stoffel 1-23; Jake Lippe 1-9. SDSU - Jadon Janke 5-89; Jaxon Janke 4-79; Griffin Wilde 1-16; Amar Johnson 1-15; Grahm Goering 1-14. **INTERCEPTIONS:** NDSU - none. SDSU - Graham Spalding 1-9; Jason Freeman 1-0. **SACKS:** NDSU - Dylan Hendricks 1-0-9. SDSU - Isaiah Stalbird 1-0-5; Quinton Hicks 0-5-6; Jarod DePriest 0-5-5. **TACKLE LEADERS (UA-A-TOT):** NDSU - Cole Wisniewski 6-5-11; Sam Jung 8-0-8; Jayden Price 6-2-8; Eli Mostaert 3-2-5; Logan Kopp 1-4-5. SDSU - Jason Freeman 5-7-12; Tucker Large 4-4-8; Isaiah Stalbird 3-2-5; Jarod DePriest 2-3-5.



JIMMY ROGERS

Head Coach • Second Season

Alma Mater: South Dakota State, 2009

Jimmy Rogers was introduced as the 21st head football coach in South Dakota State University history on Jan. 20, 2023, continuing his long association with Jackrabbit football that began as a student-athlete and has continued through the coaching ranks.

In his first season as a head coach, Rogers led the Jackrabbits to their second consecutive Football Championship Subdivision national title and finished the 2023 campaign with a perfect 15-0 record. SDSU held the top spot in both major FCS polls throughout the 2023 season and carried a 29-game winning streak — the third-longest winning streak in subdivision history — into his second season. He became the second SDSU head coach in as many years to be honored with the Eddie Robinson Award as the top FCS coach, joining his mentor, John Stiegelmeier, in 2022.

SDSU led the FCS ranks 10 different statistical categories on both sides of the ball in 2023, most notably scoring defense (9.3 points per game), total defense (257.2 yards per game), team passing efficiency (174.26) and third-down conversion percentage (.535). The Jackrabbits raised their level of play during their four-game postseason run, outscoring the opposition by a combined 146-15, including posting a pair of shutouts.

Six members of the 2023 team were honored on All-America teams, including Walter Payton Award winner Mark Gronowski at quarterback. In addition, a total of eight players were either drafted or signed free agent NFL contracts.

Rogers also played an integral role in the Jackrabbits winning their first national title in football during the 2022 season by directing a defense that led the Football Championship Subdivision in rushing defense by allowing only 88.1 yards per game on the ground. SDSU tied for the FCS lead with 18 interceptions and also ranked second in total defense (274.1 yards per game), third in scoring defense (15.8 points per game) and fourth in turnovers gained (26).

The Jackrabbits finished the 2022 season on a 14-game winning streak and held the No. 1 ranking in both the Stats Perform media poll and FCS coaches' poll the final two months of the year.

Rogers was honored as the 2022 FCS Coordinator of the Year by FootballScoop.com, and also was selected to participate in the AFCA's 35 Under 35 Coaches Leadership Institute.

A former standout defensive player for South Dakota State, Rogers returned to his alma mater in June 2013 to coach the Jackrabbit linebackers.

The 2022 campaign marked his first — and only — season as the team's sole defensive coordinator duties after sharing the role for three seasons. He previously was elevated to assistant head coach after the 2019 campaign.

In his first season, Rogers directed a linebacking corps whose three regular starters — R.C. Kilgore, T.J. Lally and Charles Elmore — combined for 290 tackles. Kilgore led the team with 134 tackles and also led the nation with five fumble recoveries en route to first-team all-Missouri Valley Football Conference recognition.

Rogers again coached a 100-tackle performer in 2014 as Lally led the squad with 117 tackles en route to earning second-team all-MVFC recognition.

The 2015 Jackrabbit linebacking crew again featured the squad's top two tacklers as Lally turned in the third 100-tackle season of his career with a team-best 102 stops and Jesse Bobbit added 97 tackles. Lally received second-team all-MVFC recognition for the third time, while Bobbit was an honorable mention selection.

Under Rogers' guidance, Christian Rozeboom burst onto the Football Championship landscape in 2016 by being named MVFC Freshman of the Year and finishing second in the balloting for the STATS FCS Jerry Rice Award as the top freshman in the Football Championship Subdivision after tallying a team-best 132 tackles.

Rogers' linebacking corps again earned multiple awards en route to the FCS title game during the 2020-21 season that was moved to the spring. The team's starters ranked as the top three tacklers during the 10-game season as Adam Bock (74 tackles), Logan Backhaus (72 tackles) and Preston Tetzlaff (70 tackles) paced the squad. Backhaus was honored on a number of All-America teams, while Bock was a freshman All-America honoree and Tetzlaff was awarded the NCAA Elite 90 Award at the national championship.

In all, Rogers coached a 100-tackle linebacker in eight of his 10 seasons leading the position group.

A native of Hamilton, Arizona, Rogers previously served as a graduate assistant at both SDSU (2010-11) and Florida Atlantic University in Boca Raton, Florida (2012).

As a player, Rogers lettered for the Jackrabbits from 2006-09 and was a two-time all-conference selection. He led both the team and the Great West Football Conference with 110 tackles in 2007 as South Dakota State claimed the league title and Rogers was a first-team all-GWFC selection. He again led the squad in tackles in 2008 with 93 en route to earning second-team all-Missouri Valley Football Conference honors.

He was a captain on the Jackrabbits' first FCS playoff team in 2009, recording 66 tackles his senior season to finish his four-year career with 312 stops in 46 games. He also intercepted three passes and forced three fumbles in an SDSU uniform.

THE ROGERS FILE

AS HEAD COACH

- 20-1 record in two seasons
- 2023 Eddie Robinson Award recipient
- Led South Dakota State to first perfect season in program history
- 2023 Missouri Valley Football Conference champion

AS AN ASSISTANT COACH

- Team Record of 97-36 over 10 Seasons as a full-time assistant coach
- 10 Consecutive FCS Playoff Berths
- 2022 FCS National Champions
- Linebackers Coach (2013-22)
- Co-Defensive Coordinator (2019-21)
- Defensive Coordinator (2022)
- FootballScoop.com FCS Coordinator of the Year (2022)
- AFCA 35 Under 35 Coaches Leadership Institute (2022)

AS A PLAYER

- Four-Year Letterman (2006-09)
- Team Captain (2009)
- First-Team All-Great West Football Conference (2007)
- Second-Team All-Missouri Valley Football Conference (2008)
- Two-Time Team Tackles Leader (110 in 2007, 93 in 2008)
- Career Totals Included: 312 Tackles, 3 Interceptions and 3 Forced Fumbles



7-DALYS BEANUM

6-0, 200, Senior • Cornerback

Omaha, Nebraska (Millard West H.S.)

FOOTBALL HONORS AND HIGHLIGHTS:

- All-Missouri Valley Football Conference Honorable Mention (2022, 2023)
- MVFC Commissioner's List of Academic Excellence (2021)
- MVFC Honor Roll (2020-21, 2021, 2023)

OTHER CAREER NOTES:

- Tied for third on SDSU career charts with 12 interceptions
- Led team in interceptions in both 2021 (4) and 2023 (5)
- Returned interceptions for touchdowns against Dixie State [Utah Tech] (36 yards) and UC Davis (59 yards) during 2021 season
- Recorded 88-yard punt return for touchdown at Southeastern Louisiana on Sept. 21, 2024

SDSU CAREER INTERCEPTIONS

1. Charlie Clarksean, 1970-73.....14
2. Mark Struck, 1991-9513
3. Mike Jaunich, 1991-9412
- Wayne Rasmussen, 1961-6312
- Dalys Benum, 2020-present12**
6. Dan Dummermuth, 1979-8111
7. Mike Breske, 1976-8010
- Jim Smith, 1982-8310
- Greg Osmundson, 1986-89.....10
- Chris Coauette, 2001-0410
- Tyler Koch, 2004-0710
- Conrad Kjerstad, 2007-1010
- Je Ryan Butler, 2012-1510

DALYS BEANUM'S CAREER STATISTICS

YEAR	G	SOLO	AST	TOTAL	TFL-Yds	SACK-Yds	PBU	INT-Yds	BK	FR-Yds	FF
2020-21	7	1	1	2	0-0	0-0	1	0-0	0	0-0	0
2021	15	12	8	20	2.5-3	0-0	1	4-96	0	0-0	1
2022	15	27	10	37	0.5-2	0-0	9	2-10	1	1-0	0
2023	15	15	14	29	0-0	0-0	7	5-66	0	0-0	0
2024	6	14	7	21	0.5-1	0-0	1	1-50	0	0-0	1
CAREER	58	69	40	109	3.5-6	0-0	19	12-222	1	1-0	2

DALYS BEANUM'S 2020-21 GAME-BY-GAME STATISTICS

Game	Solo	Ast	Total	TFL-Yds	Int-Yds	PBU	FF	FR
Western Illinois	0	1	1	0-0	0-0	1	0	0
Southern Illinois	0	0	0	0-0	0-0	0	0	0
North Dakota St.	0	0	0	0-0	0-0	0	0	0
Holy Cross	0	0	0	0-0	0-0	0	0	0
Southern Illinois	1	0	1	0-0	0-0	0	0	0
Delaware	0	0	0	0-0	0-0	0	0	0
Sam Houston	0	0	0	0-0	0-0	0	0	0
Season Totals	1	1	2	0-0	0-0	1	0	0

DALYS BEANUM'S 2021 GAME-BY-GAME STATISTICS

Game	Solo	Ast	Total	TFL-Yds	Int-Yds	PBU	FF	FR
Colorado State	2	1	3	0-0	0-0	0	0	0
Lindenwood	1	0	1	0-0	0-0	0	0	0
Indiana State	0	3	3	0.5-0	0-0	0	0	0
Dixie State	1	1	2	0.5-1	1-36	0	0	0
Southern Illinois	1	1	2	0-0	0-0	0	0	0
Western Illinois	1	0	1	1.0-2	0-0	0	0	0
Northern Iowa	0	1	1	0-0	0-0	0	0	0
Youngstown St.	0	1	1	0.5-0	0-0	0	0	0
North Dakota St.	0	0	0	0-0	0-0	0	0	0
South Dakota	0	0	0	0-0	0-0	0	0	0
North Dakota	0	0	0	0-0	0-0	0	0	0
UC Davis	1	0	1	0-0	3-60	0	0	0
Sacramento St.	2	0	2	0-0	0-0	1	0	0
Villanova	3	0	3	0-0	0-0	0	1	0
Montana State	0	0	0	0-0	0-0	0	0	0
Season Totals	12	8	20	2.5-3	4-96	1	1	0

JACKRABBITS TO WATCH

DALYS BEANUM'S 2022 GAME-BY-GAME STATISTICS

Game	Solo	Ast	Total	TFL-Yds	Int-Yds	PBU	FF	FR
Iowa	2	2	4	0-0	0-0	0	0	0
UC Davis	1	2	3	0.5-2	0-0	0	0	0
Butler	0	1	1	0-0	0-0	1	0	0
Missouri State	2	0	2	0-0	0-0	0	0	0
Western Illinois	0	2	2	0-0	0-0	1	0	0
South Dakota	2	1	3	0-0	1-0	0	0	0
North Dakota St.	4	0	4	0-0	0-0	1	0	0
North Dakota	1	0	1	0-0	0-0	0	0	0
Indiana State	1	0	1	0-0	1-10	1	0	0
Northern Iowa	1	0	1	0-0	0-0	0	0	0
Illinois State	1	0	1	0-0	0-0	1	0	0
Delaware	3	0	3	0-0	0-0	0	0	0
Holy Cross	6	2	7	0-0	0-0	2	0	0
Montana State	2	0	2	0-0	0-0	1	0	0
North Dakota St.	1	0	1	0-0	0-0	1	0	1
Season Totals	27	10	37	0.5-2	2-10	9	0	1

Note: Blocked punt versus South Dakota

DALYS BEANUM'S 2024 GAME-BY-GAME DEFENSIVE STATISTICS

Game	Solo	Ast	Total	TFL-Yds	Int-Yds	PBU	FF	FR
Oklahoma State	3	4	7	0-0	0-0	0	0	0
Incarnate Word	4	1	5	0-0	0-0	0	1	0
Augustana	3	1	4	0.5-1	0-0	0	0	0
SE Louisiana	2	1	3	0-0	0-0	0	0	0
Northern Iowa	0	0	0	0-0	0-0	0	0	0
Youngstown St.	2	0	2	0-0	1-50	1	0	0
Season Totals	14	7	21	0.5-1	1-50	1	1	0

DALYS BEANUM'S 2024 GAME-BY-GAME RETURN STATISTICS

Game	PR	Yds	TD	LG
Oklahoma State	0	0	0	0
Incarnate Word	0	0	0	0
Augustana	1	2	0	2
SE Louisiana	3	102	1	*88
Northern Iowa	1	9	0	9
Youngstown State	0	0	0	0
Season Totals	5	113	1	*88
Career Totals	8	124	1	*88

DALYS BEANUM'S 2023 GAME-BY-GAME STATISTICS

Game	Solo	Ast	Total	TFL-Yds	Int-Yds	PBU	FF	FR
Western Oregon	1	0	1	0-0	0-0	0	0	0
Montana State	0	2	2	0-0	0-0	0	0	0
Drake	0	0	0	0-0	0-0	0	0	0
North Dakota	2	1	3	0-0	0-0	1	0	0
Illinois State	4	2	6	0-0	0-0	2	0	0
Northern Iowa	2	0	2	0-0	0-0	0	0	0
Southern Illinois	1	2	3	0-0	1-31	0	0	0
South Dakota	0	2	2	0-0	0-0	2	0	0
North Dakota St.	1	2	3	0-0	0-0	1	0	0
Youngstown St.	1	0	1	0-0	0-0	0	0	0
Missouri State	1	1	2	0-0	0-0	0	0	0
Mercer	0	1	1	0-0	1-0	0	0	0
Villanova	2	1	3	0-0	1-0	0	0	0
UAlbany	0	0	0	0-0	1-0	0	0	0
Montana	0	0	0	0-0	1-35	0	0	0
Season Totals	15	14	29	0-0	5-66	7	0	0



32-ADAM BOCK

6-1, 225, Senior • Linebacker
Solon, Iowa (Solon H.S.)

FOOTBALL HONORS AND HIGHLIGHTS:

- Stats Perform FCS Buck Buchanan Award Finalist (2021)
- HERO Sports FCS All-America First Team (2021)
- Stats Perform FCS All-America Second Team (2021)
- HERO Sports FCS Sophomore All-America Team (2021)
- HERO Sports FCS Freshman All-America Team (2020-21)
- All-Missouri Valley Football Conference First Team (2021, 2022)
- MVFC All-Newcomer Team (2020-21)
- MVFC Defensive Player of the Week (April 17, 2021; Sept. 3, 2022)
- Football Championship Subdivision Athletics Directors Association Academic All-Star (2023)
- College Sports Communicators Academic All-District (2022)
- MVFC All-Academic/Scholar-Athlete First Team (2021, 2022, 2023)
- MVFC Commissioner's Academic Excellence Award (2020-21, 2022, 2023)
- MVFC Honor Roll (2019, 2020-21, 2021, 2022, 2023)
- Team Captain (2022, 2023, 2024)
- Returned interception 39 yards for touchdown in Nov. 27, 2021 FCS playoff game versus UC Davis
- Blocked and returned PAT for defensive extra point Oct. 30, 2021 at Youngstown State
- Has recorded double figures for tackles in a game 15 times in his career

SDSU SINGLE-SEASON TACKLES

1. Ross Shafrath, 2012	150
2. R.C. Kilgore, 2013	134
3. Christian Rozeboom, 2016	132
4. Christian Rozeboom, 2017	127
5. Adam Bock, 2021.....	125
6. T.J. Lally, 2014	117
7. Chris Coauette, 2004.....	115
8. Christian Rozeboom, 2019	111
9. Jimmy Rogers, 2007	110
Jesse Bobbit, 2016	110

SDSU CAREER TACKLES

1. Christian Rozeboom, 2016-19	475
2. Greg Osmundson, 1986-89	435
3. T.J. Lally, 2012-15.....	415
4. J.D. Alexander, 1971-74	393
5. Adam Bock, 2019-present	387
6. Darrin Thurston, 1984-87	340
7. Logan Backhaus, 2017-21	329
8. Mark Huelskamp, 1972-75	328
9. Sterne Akin, 1995-98	325
10. Doug Miller, 1989-92	322

Note: Tackles not officially recognized as an NCAA statistic until 2000

ADAM BOCK'S CAREER STATISTICS

YEAR	G	SOLO	AST	TOTAL	TFL-Yds	SACK-Yds	PBU	INT-Yds	BK	FR-Yds	FF
2019	4	3	1	4	0-0	0-0	0	0-0	0	0-0	0
2020-21	10	36	38	74	5.5-20	2.0-15	0	0-0	0	0-0	0
2021	15	66	59	125	9.5-31	2.5-15	6	2-55	1	0-0	2
2022	11	39	37	76	7.5-26	4.0-17	0	0-0	0	1-0	1
2023	10	35	30	65	2.5-12	2.0-11	0	0-0	0	0-0	2
2024	6	18	25	43	4.0-9	0-0	0	1-23	0	0-0	0
CAREER	56	197	190	387	28.0-97	10.5-58	6	32-78	1	1-0	5

ADAM BOCK'S 2019 GAME-BY-GAME STATISTICS

Game	Solo	Ast	Total	TFL-Yds	Sack-Yds	Int-Yds	FF	FR
Drake	0	0	0	0-0	0-0	0-0	0	0
North Dakota St.	0	0	0	0-0	0-0	0-0	0	0
Illinois State	2	0	2	0-0	0-0	0-0	0	0
Northern Iowa	1	1	2	0-0	0-0	0-0	0	0
Season Totals	3	1	4	0-0	0-0	0-0	0	0

ADAM BOCK'S 2020-21 GAME-BY-GAME STATISTICS

Game	Solo	Ast	Total	TFL-Yds	Sack-Yds	Int-Yds	FF	FR
Northern Iowa	4	1	5	1.0-7	1.0-7	0-0	0	0
North Dakota	0	0	0	0-0	0-0	0-0	0	0
Western Illinois	3	5	8	0-0	0-0	0-0	0	0
Youngstown St.	1	1	2	0-0	0-0	0-0	0	0
Southern Illinois	2	8	10	0-0	0-0	0-0	0	0
North Dakota St.	8	5	13	2.5-4	0-0	0-0	0	0
Holy Cross	3	6	9	0-0	0-0	0-0	0	0
Southern Illinois	7	6	13	1.0-1	0-0	0-0	0	0
Delaware	4	2	6	1.0-8	1.0-8	0-0	0	0
Sam Houston	4	4	8	0-0	0-0	0-0	0	0
Season Totals	36	38	74	5.5-20	2.0-15	0-0	0	0

JACKRABBITS TO WATCH

ADAM BOCK'S 2021 GAME-BY-GAME STATISTICS

Game	Solo	Ast	Total	TFL-Yds	Sack-Yds	Int-Yds	FF	FR
Colorado State	7	1	8	2.0-3	0-0	0-0	0	0
Lindenwood	2	1	3	0-0	0-0	0-0	0	0
Indiana State	0	10	10	0.5-0	0-0	1-16	0	0
Dixie State	2	1	3	0-0	0-0	0-0	0	0
Southern Illinois	10	7	17	0.5-2	0.5-2	0-0	1	0
Western Illinois	5	2	7	0-0	0-0	0-0	0	0
Northern Iowa	6	4	10	0-0	0-0	0-0	0	0
Youngstown St.	2	1	3	0.5-1	0-0	0-0	0	0
North Dakota St.	5	8	13	2.5-8	1.0-2	0-0	1	0
South Dakota	11	3	14	2.0-13	1.0-11	0-0	0	0
North Dakota	5	7	12	1.0-2	0-0	0-0	0	0
UC Davis	3	3	6	0-0	0-0	0-0	0	0
Sacramento St.	1	5	6	0-0	0-0	0-0	0	0
Villanova	3	4	7	0-0	0-0	0-0	0	0
Montana State	4	2	6	0.5-2	0-0	0-0	0	0
Season Totals	66	59	125	9.5-31	2.5-15	1-16	2	0

Note: Blocked and returned extra point for 2-point defensive conversion Oct. 30 at Youngstown State

ADAM BOCK'S 2023 GAME-BY-GAME STATISTICS

Game	Solo	Ast	Total	TFL-Yds	Sack-Yds	Int-Yds	FF	FR
Western Oregon	DNP-Injury							
Montana State	DNP-Injury							
Drake	DNP-Injury							
North Dakota	5	5	10	1.5-9	1.0-8	0-0	0	0
Illinois State	DNP-Injury							
Northern Iowa	DNP-Injury							
Southern Illinois	2	0	2	0-0	0-0	0-0	0	0
South Dakota	4	2	6	0-0	0-0	0-0	0	0
North Dakota St.	2	2	4	0-0	0-0	0-0	1	0
Youngstown St.	2	5	7	1.0-3	1.0-3	0-0	0	0
Missouri State	4	2	6	0-0	0-0	0-0	0	0
Mercer	0	1	1	0-0	0-0	0-0	0	0
Villanova	5	6	11	0-0	0-0	0-0	0	0
UAlbany	4	3	7	0-0	0-0	0-0	0	0
Montana	7	4	11	0-0	0-0	0-0	1	0
Season Totals	35	30	65	2.5-12	2.0-11	0-0	2	0

ADAM BOCK'S 2022 GAME-BY-GAME STATISTICS

Game	Solo	Ast	Total	TFL-Yds	Sack-Yds	Int-Yds	FF	FR
Iowa	6	7	13	0-0	0-0	0-0	1	1
UC Davis	6	3	9	1.0-1	0-0	0-0	0	0
Butler	3	1	4	0-0	0-0	0-0	0	0
Missouri State	4	3	7	1.0-5	1.0-5	0-0	0	0
Western Illinois	8	2	10	0-0	0-0	0-0	0	0
South Dakota	3	4	7	2.5-10	2.0-9	0-0	0	0
North Dakota St.	1	6	7	0-0	0-0	0-0	0	0
North Dakota	1	0	1	0-0	0-0	0-0	0	0
Indiana St.	DNP-Injury							
Northern Iowa	DNP-Injury							
Illinois State	DNP-Injury							
Delaware	DNP-Injury							
Holy Cross	1	3	4	0.5-4	0-0	0-0	0	0
Montana State	6	2	8	2.5-6	1.0-3	0-0	0	0
North Dakota St.	0	6	6	0-0	0-0	0-0	0	0
Season Totals	39	37	76	7.5-26	4.0-17	0-0	1	1

ADAM BOCK'S 2024 GAME-BY-GAME STATISTICS

Game	Solo	Ast	Total	TFL-Yds	Sack-Yds	Int-Yds	FF	FR
Oklahoma State	6	6	12	0-0	0-0	0-0	0	0
Incarnate Word	5	4	9	3.0-8	0-0	0-0	0	0
Augustana	2	2	4	0-0	0-0	0-0	0	0
SE Louisiana	2	5	7	0-0	0-0	0-0	0	0
Northern Iowa	2	2	4	1.0-1	0-0	1-23	0	0
Youngstown St.	1	6	7	0-0	0-0	0-0	0	0
Season Totals	18	25	43	4.0-9	0-0	1-23	0	0



11-MARK GRONOWSKI

6-3, 230, Senior • Quarterback

Naperville, Illinois (Neuqua Valley H.S.)

FOOTBALL HONORS AND HIGHLIGHTS:

- Walter Payton Award (2023)
- Football Championship Subdivision Athletics Directors Association Offensive Player of the Year (2023)
- Phil Steele FCS Offensive Player of the Year (2023)
- Phil Steele FCS Freshman of the Year (2020-21)
- Stats Perform Jerry Rice Award Finalist/Runner-up (2020-21)
- Associated Press FCS All-America First Team (2023)
- Stats Perform FCS All-America First Team (2023)
- FCS ADA All-America Team (2023)
- Walter Camp FCS All-America First Team (2023)
- American Football Coaches Association FCS All-America Second Team (2023)
- HERO Sports FCS Freshman All-America Team (2020-21)
- HERO Sports FCS Sophomore All-America Team (2022)
- Missouri Valley Football Conference Offensive Player of the Year (2020-21, 2023)
- MVFC Newcomer of the Year (2020-21)
- MVFC Freshman of the Year (2020-21)
- All-MVFC First Team (2020-21, 2023)
- All-MVFC Second Team (2022)
- Stats Perform FCS National Freshman Player of the Week (Feb. 19, 2021)
- MVFC Offensive Player of the Week (March 6, 2021; Sept. 24, 2022; Oct. 22, 2022; Nov. 18, 2023)
- MVFC Newcomer of the Week (Feb. 19, 2021; April 17, 2021)
- Football Championship Subdivision Athletics Directors Association Scholar-Athlete of the Year (2023)
- College Sports Communicators Academic All-America Second Team (2023)
- FCS ADA Academic All-Star (2023)
- CSC Academic All-District (2022, 2023)
- MVFC Scholar-Athlete First Team (2022, 2023)
- MVFC Commissioner's Academic Excellence Award (2021, 2022, 2023)
- MVFC Honor Roll (2020-21, 2021, 2022, 2023)
- Team Captain (2022, 2023, 2024)
- Has a 42-4 career record as the Jackrabbits' starting quarterback

SDSU CAREER PASSING YARDS

1. Taryn Christion, 2015-18	11,535
2. Austin Sumner, 2011-14	9,458
3. Mark Gronowski, 2020-present	8,693
4. Ryan Berry, 2005-08	6,023
5. Ted Wahl, 1985-88	6,016
6. Brad Nelson, 2001-04	5,382
7. Andy Rennerfeldt, 1997-2000	5,377
8. Dan Fjeldheim, 1999-2002	5,176
9. Todd McDonald, 1990-93	4,999
10. Mike Busch, 1984-85	4,980

SDSU SINGLE-SEASON PASSING YARDS

1. Taryn Christion, 2016	3,714
2. Taryn Christion, 2017	3,515
3. Chris Oladokun, 2021	3,164
4. Brad Nelson, 2003	3,141
5. Ryan Berry, 2008	3,106
6. Mark Gronowski, 2023	3,058
7. Taryn Christion, 2018	3,020
8. Austin Sumner, 2013	2,999
9. Mark Gronowski, 2022	2,967
10. Todd McDonald, 1993	2,715

SDSU CAREER TOTAL OFFENSE

1. Taryn Christion, 2015-18	13,050
2. Mark Gronowski, 2020-present	10,215
3. Austin Sumner, 2011-14	9,284
4. Ted Wahl, 1985-88	7,245
5. Josh Ranek, 1997-2001	6,745
6. Zach Zenner, 2011-14	6,548
7. Ryan Berry, 2005-08	5,971
8. Andy Rennerfeldt, 1997-2000	5,765
9. Gary Maffett, 1977-79	5,282
10. Todd McDonald, 1990-93	5,248

MARK GRONOWSKI'S CAREER STATISTICS

Year	GP	Eff.	Comp	Att	Int	Pct.	Yds	TD	LG	Rush	Yds	TD	LG
2020-21	10	150.51	108	188	3	57.4	1,565	15	*76	83	577	7	*80
2021	DNP-Injury												
2022	15	156.47	232	356	5	65.2	2,967	26	57	111	408	12	51
2023	15	179.67	209	307	5	68.1	3,058	29	*60	93	402	8	32
2024	6	142.82	91	147	5	61.9	1,103	11	*66	32	135	3	16
Career	46	160.47	640	998	18	64.1	8,693	81	*76	319	1,522	30	*80

* denotes touchdown

MARK GRONOWSKI'S 2020-21 GAME-BY-GAME STATISTICS

Game	Comp	Att	Int	Yds	TD	LG	Rush	Yds	TD	LG
^Northern Iowa	19	29	0	194	2	43	10	24	1	13
^North Dakota	16	32	2	309	2	*76	7	-5	0	5
^Western Illinois	12	19	0	178	2	*44	4	120	2	*80
^Youngstown State	12	28	1	158	1	39	9	15	1	8
^Southern Illinois	7	11	0	63	0	20	13	103	2	17
^North Dakota State	10	14	0	149	1	28	16	126	0	55
^Holy Cross	12	21	0	153	3	*45	2	15	0	9
^Southern Illinois	9	16	0	183	2	31	13	142	1	*67
^Delaware+	10	16	0	162	2	36	7	27	0	13
^Sam Houston	1	2	0	16	0	16	2	10	0	3
Season Totals	108	188	3	1,565	15	*76	83	577	7	*80

^ started game

+ caught 24-yard touchdown pass

JACKRABBITS TO WATCH

SDSU CAREER

PASSING TOUCHDOWNS

1. Taryn Christion, 2015-18	104
2. Mark Gronowski, 2020-present	81
3. Austin Sumner, 2011-14	65
4. Ryan Berry, 2005-08	56
5. Brad Nelson, 2001-04	47
6. Ted Wahl, 1985-88	43
7. Ron Meyer, 1963-65	41
8. Todd McDonald, 1990-93	36
9. Noel Bouché, 1996-98	36
10. Dan Fjeldheim, 1999-2002	32
Andy Rennerfeldt, 1997-2000	32

SINGLE-SEASON

PASSING TOUCHDOWNS

1. Taryn Christion, 2017	35
2. Taryn Christion, 2018	32
3. Ryan Berry, 2008	30
Taryn Christion, 2016	30
5. Mark Gronowski, 2023	29
6. Brad Nelson, 2003	27
7. Mark Gronowski, 2022	26
8. Todd McDonald, 1993	25
Chris Oladokun, 2021	25
10. Brad Nelson, 2004	20

SDSU CAREER

RUSHING TOUCHDOWNS

1. Josh Ranek, 1997-2001	62
2. Zach Zenner, 2011-14	61
3. Isaiah Davis, 2020-23	50
4. Kyle Minett, 2007-10	47
5. Pierre Strong, Jr.; 2018-21	40
6. Jerry Welch, 1951-54	34
7. Dan Sonnek, 1984-87	32
8. Scott Nedved, 1998-2002	30
Mark Gronowski, 2020-present	30
10. Anthony Watson, 2003-06	29

MARK GRONOWSKI'S 2022 GAME-BY-GAME STATISTICS

Game	Comp	Att	Int	Yds	TD	LG	Rush	Yds	TD	LG
^Iowa	10	26	0	87	0	20	10	-21	0	3
^UC Davis	13	21	2	110	1	17	7	9	2	7
^Butler	17	25	0	279	3	54	8	55	1	23
^Missouri State	22	29	0	319	4	*40	7	9	0	7
^Western Illinois	17	33	0	188	1	20	3	8	1	11
^South Dakota	12	20	1	136	1	*28	9	43	0	8
^North Dakota State	16	21	0	152	0	39	9	2	0	14
^North Dakota	15	20	0	197	3	39	6	20	2	10
^Indiana State	22	28	0	233	3	24	2	9	1	7
^Northern Iowa	21	34	1	263	1	57	4	20	0	11
^Illinois State	20	28	1	283	1	51	13	25	1	14
^Delaware	11	15	0	131	1	34	8	73	1	51
^Holy Cross	12	22	0	177	2	44	10	47	1	18
^Montana State	10	13	0	189	2	38	10	52	1	16
^North Dakota State	14	21	0	223	3	44	5	57	1	*51
Season Totals	232	356	5	2,967	26	57	111	408	12	*51

MARK GRONOWSKI'S 2023 GAME-BY-GAME STATISTICS

Game	Comp	Att	Int	Yds	TD	LG	Rush	Yds	TD	LG
^Western Oregon	8	10	0	121	1	*31	2	11	1	*6
^Montana State	13	22	0	184	2	40	10	26	1	*20
^Drake	18	25	1	226	5	24	3	19	1	11
^North Dakota	13	22	0	167	1	27	4	22	1	14
^Illinois State	11	17	0	171	3	*60	8	38	1	*14
^Northern Iowa	21	26	0	291	3	38	7	30	1	11
^Southern Illinois	15	21	1	161	1	*49	5	-9	0	8
^South Dakota	13	19	1	207	0	52	7	43	0	13
^North Dakota State	12	19	0	213	2	*46	7	10	0	10
^Youngstown State	19	28	0	295	3	*56	1	5	0	5
^Missouri State	16	23	0	323	2	40	7	25	1	14
^Mercer	11	16	1	158	1	28	11	40	0	11
^Villanova	11	19	0	101	1	26	8	39	0	15
^UAlbany	15	19	0	265	3	47	5	50	0	32
^Montana	13	21	1	175	1	34	8	53	1	33
Season Totals	209	307	5	3,058	29	*60	93	402	8	33

MARK GRONOWSKI'S 2024 GAME-BY-GAME STATISTICS

Game	Comp	Att	Int	Yds	TD	LG	Rush	Yds	TD	LG
^Oklahoma State	20	36	1	264	2	*60	10	17	0	10
^Incarnate Word	21	32	1	285	4	61	3	9	0	5
^Augustana	19	27	2	141	0	14	6	28	2	*9
^SE Louisiana	7	17	1	65	0	16	6	20	0	13
^Northern Iowa	16	22	0	221	3	*66	2	8	0	8
^Youngstown State	8	13	0	127	2	*45	5	53	1	16
Season Totals	91	146	5	1,103	11	*66	32	135	3	16

^ started game

* denotes touchdown



3-AMAR JOHNSON

5-10, 200, Senior • Running Back

O'Fallon, Missouri (Chaminade College Prep)

FOOTBALL HONORS AND HIGHLIGHTS:

- All-Missouri Valley Football Conference First Team (2023)
- MVFC Honor Roll (2021, 2022)

AMAR JOHNSON'S CAREER STATISTICS

Year	Rush	Yds	Avg	TD	LG	Rec	Yds	TD	LG	KOR	Yds	Avg	TD	LG
2021	86	427	5.0	3	28	2	38	0	34	6	102	17.0	0	29
2022	130	744	5.7	7	55	13	125	1	29	1	17	17.0	0	17
2023	128	801	6.3	4	54	12	122	0	17	12	282	23.5	0	51
2024	74	480	6.7	5	40	15	112	0	16	0	0	0.0	0	0
Career	418	2,452	5.9	19	55	42	397	1	34	19	401	21.1	0	51

* denotes touchdown

SDSU CAREER RUSHING YARDS

1. Josh Ranek, 1997-20016,744
2. Zach Zenner, 2011-146,548
3. Isaiah Davis, 2020-23.....4,548
4. Pierre Strong, Jr., 2018-214,527
5. Kyle Minett, 2007-104,277
6. Anthony Watson, 2003-063,712
7. Dan Sonnek, 1984-873,304
8. Les Tuma, 1970-733,018
9. Cory Koenig, 2004-072,990
10. Brady Mengarelli, 2014-172,677

Amar Johnson, 2021-present2,452

AMAR JOHNSON'S 2021 GAME-BY-GAME STATISTICS

Game	Rush	Yds	TD	LG	Rec	Yds	TD	LG	KOR	Yds	TD	LG
Colorado State	3	2	0	3	0	0	0	0	0	0	0	0
Lindenwood	15	105	1	28	0	0	0	0	0	0	0	0
Indiana State	9	44	1	22	1	34	0	34	0	0	0	0
Dixie State	9	33	0	11	0	0	0	0	0	0	0	0
Southern Illinois	1	8	0	8	0	0	0	0	1	21	0	21
Western Illinois	11	57	0	20	0	0	0	0	1	22	0	22
Northern Iowa	0	0	0	0	0	0	0	0	0	0	0	0
Youngstown State	18	87	1	16	0	0	0	0	0	0	0	0
North Dakota State	2	1	0	2	0	0	0	0	0	0	0	0
South Dakota	0	0	0	0	1	4	0	4	1	29	0	29
North Dakota	0	0	0	0	0	0	0	0	0	0	0	0
UC Davis	4	26	0	13	0	0	0	0	2	14	0	15
Sacramento State	0	0	0	0	0	0	0	0	0	0	0	0
Villanova	14	64	0	24	0	0	0	0	1	16	0	16
Montana State	DNP											
Season Totals	86	427	3	28	2	38	0	34	6	102	0	29

AMAR JOHNSON'S 2022 GAME-BY-GAME STATISTICS

Game	Rush	Yds	TD	LG	Rec	Yds	TD	LG	KOR	Yds	TD	LG
Iowa	2	3	0	2	0	0	0	0	0	0	0	0
UC Davis	6	39	0	9	1	5	0	5	0	0	0	0
Butler	4	11	0	6	1	29	0	29	0	0	0	0
Missouri State	7	42	0	24	0	0	0	0	1	17	0	0
Western Illinois	9	33	0	10	1	3	0	3	0	0	0	0
South Dakota	14	53	0	10	0	0	0	0	0	0	0	0
North Dakota State	12	89	1	29	2	19	0	17	0	0	0	0
North Dakota	14	71	1	20	0	0	0	0	0	0	0	0
Indiana State	10	75	1	27	2	22	0	20	0	0	0	0
Northern Iowa	11	39	1	16	0	0	0	0	0	0	0	0
Illinois State	8	39	0	16	0	0	0	0	0	0	0	0
Delaware	9	40	1	9	0	0	0	0	0	0	0	0
Holy Cross	5	15	0	5	0	0	0	0	0	0	0	0
Montana State	10	69	1	38	3	31	1	23	0	0	0	0
North Dakota State	9	126	1	55	1	0	0	0	0	0	0	0
Season Totals	130	744	7	55	13	125	1	29	1	17	0	17

JACKRABBITS TO WATCH

100-YARD RUSHING GAMES

126 yards • vs. North Dakota State, 1-8-2023
 126 yards • vs. Augustana, 9-14-2024
 112 yards • vs. Incarnate Word, 9-7-2024
 107 yards • vs. Mercer, 12-2-2023
 106 yards • at Illinois State, 10-7-2023
 105 yards • vs. Lindenwood, 9-11-2021

AMAR JOHNSON'S 2023 GAME-BY-GAME STATISTICS

Game	Rush	Yds	TD	LG	Rec	Yds	TD	LG	KOR	Yds	TD	LG
Western Oregon	8	70	0	30	0	0	0	0	1	20	0	20
Montana State	5	47	0	26	2	19	0	17	0	0	0	0
Drake	12	63	1	17	1	6	0	6	2	73	0	51
North Dakota	13	56	0	13	2	23	0	13	0	0	0	0
Illinois State	11	106	0	44	0	0	0	0	1	34	0	34
Northern Iowa	9	35	0	8	2	23	0	15	1	20	0	20
Southern Illinois	10	67	0	24	1	1	0	1	2	48	0	25
South Dakota	8	66	2	20	1	8	0	8	1	14	0	14
North Dakota State	9	36	0	14	1	15	0	15	1	17	0	17
Youngstown State	2	6	0	7	0	0	0	0	0	0	0	0
Missouri State	10	45	1	11	0	0	0	0	3	56	0	21
Mercer	11	107	0	54	1	17	0	17	0	0	0	0
Villanova	4	13	0	6	0	0	0	0	0	0	0	0
UAlbany	7	34	0	11	0	0	0	0	0	0	0	0
Montana	9	50	0	13	1	10	0	10	0	0	0	0
Season Totals	128	801	4	54	12	122	0	17	12	282	0	51

AMAR JOHNSON'S 2024 GAME-BY-GAME STATISTICS

Game	Rush	Yds	TD	LG	Rec	Yds	TD	LG	KOR	Yds	TD	LG
Oklahoma State	9	73	0	40	2	17	0	13	0	0	0	0
Incarnate Word	19	112	2	13	3	16	0	11	0	0	0	0
Augustana	17	126	1	26	3	14	0	12	0	0	0	0
SE Louisiana	11	65	1	14	3	37	0	16	0	0	0	0
Northern Iowa	10	40	0	14	4	28	0	10	0	0	0	0
Youngstown State	8	64	1	23	0	0	0	0	0	0	0	0
Season Totals	74	485	5	40	15	112	0	16	0	0	0	0



1-TUCKER LARGE

5-11, 180, Junior • Safety/Punt Returner
Sioux Falls, South Dakota (Roosevelt H.S.)

FOOTBALL HONORS AND HIGHLIGHTS:

- All-Missouri Valley Football Conference First Team (2023–Defensive Back)
- All-MVFC Second Team (2023-Return Specialist)
- MVFC All-Newcomer Team (2022)
- MVFC Special Teams Player of the Week (Sept. 16, 2023)
- MVFC Commissioner's Academic Excellence Award (2022)
- MVFC Honor Roll (2021, 2022)

TUCKER LARGE'S CAREER STATISTICS

Year	Solo	Ast	Total	TFL-Yds	Sack-Yds	Int-Yds	PBU	FF	FR-Yds	PR	Yds	Avg	TD	LG
2021	0	0	0	0-0	0-0	0-0	0	0	0-0	0	0	0.0	0	0
2022	18	10	28	0-0	0-0	0-0	2	0	0-0	0	0	0.0	0	0
2023	30	19	49	1.0-7	0-0	4-81	9	0	0-0	21	396	18.9	1	*79
2024	4	0	4	0-0	0-0	0-0	0	0	0-0	0	0	0.0	0	0
Career	52	29	81	1.0-7	0-0	4-81	11	0	0-0	21	396	18.9	1	*79

* denotes touchdown

Played in three games (Colorado State, Youngstown State, Sacramento State) during 2021 season, but did not factor into any statistics

TUCKER LARGE'S 2022 GAME-BY-GAME STATISTICS

Game	Solo	Ast	Total	TFL-Yds	Int-Yds	PBU	FF	FR-Yds	PR	Yds	TD	LG
Iowa	0	0	0	0-0	0-0	0	0	0-0	0	0	0	0
UC Davis	4	3	7	0-0	0-0	1	0	0-0	0	0	0	0
Butler	1	2	3	0-0	0-0	0	0	0-0	0	0	0	0
Missouri State	2	0	2	0-0	0-0	0	0	0-0	0	0	0	0
Western Illinois	0	0	0	0-0	0-0	0	0	0-0	0	0	0	0
South Dakota	0	0	0	0-0	0-0	0	0	0-0	0	0	0	0
North Dakota State	1	2	3	0-0	0-0	0	0	0-0	0	0	0	0
North Dakota	2	1	3	0-0	0-0	0	0	0-0	0	0	0	0
Indiana State	1	0	1	0-0	0-0	0	0	0-0	0	0	0	0
Northern Iowa	1	0	1	0-0	0-0	1	0	0-0	0	0	0	0
Illinois State	0	0	0	0-0	0-0	0	0	0-0	0	0	0	0
Delaware	2	0	2	0-0	0-0	0	0	0-0	0	0	0	0
Holy Cross	1	2	3	0-0	0-0	0	0	0-0	0	0	0	0
Montana State	1	0	1	0-0	0-0	0	0	0-0	0	0	0	0
North Dakota State	2	0	2	0-0	0-0	0	0	0-0	0	0	0	0
Season Totals	18	10	28	0-0	0-0	2	0-0	0-0	0	0	0	0

TUCKER LARGE'S 2023 GAME-BY-GAME STATISTICS

Game	Solo	Ast	Total	TFL-Yds	Int-Yds	PBU	FF	FR-Yds	PR	Yds	TD	LG
Western Oregon	1	0	1	0-0	1-64	0	0	0-0	1	25	0	25
Montana State	7	0	7	0-0	0-0	0	0	0-0	0	0	0	0
Drake	1	0	1	0-0	0-0	1	0	0-0	4	+149	0	61
North Dakota	2	0	2	0-0	0-0	0	0	0-0	2	59	0	51
Illinois State	2	0	2	0-0	0-0	0	0	0-0	0	0	0	0
Northern Iowa	0	0	0	0-0	0-0	1	0	0-0	1	2	0	2
Southern Illinois	3	4	7	0-0	0-0	0	0	0-0	2	8	0	7
South Dakota	3	1	4	0-0	1-0	0	0	0-0	2	4	0	8
North Dakota State	4	4	8	0-0	0-0	0	0	0-0	1	28	0	28
Youngstown State	1	3	4	0-0	1-5	0	0	0-0	1	1	0	1
Missouri State	1	1	2	0-0	0-0	3	0	0-0	4	18	0	6
Mercer	0	0	0	0-0	0-0	0	0	0-0	1	17	0	17
Villanova	2	2	4	0-0	0-0	2	0	0-0	1	6	0	6
UAlbany	0	1	1	0-0	1-12	0	0	0-0	1	79	1	*79
Montana	3	3	6	1.0-7	0-0	2	0	0-0	0	0	0	0
Season Totals	30	19	49	1.0-7	0-0	9	0	0-0	21	396	1	*79

+ Single-game school record

JACKRABBITS TO WATCH

TUCKER LARGE'S 2024 GAME-BY-GAME STATISTICS

Game	Solo	Ast	Total	TFL-Yds	Int-Yds	PBU	FF	FR-Yds	PR	Yds	TD	LG
Oklahoma State	4	0	4	0-0	0-0	0	0	0-0	0	0	0	0
Incarnate Word	0	0	0	0-0	0-0	0	0	0-0	0	0	0	0
Augustana	0	0	0	0-0	0-0	0	0	0-0	0	0	0	0
SE Louisiana	DNP-Injury											
Northern Iowa	DNP-Injury											
Youngstown State	DNP-Injury											
Season Totals	4	0	4	0-0	0-0	0	0	0-0	0	0	0	0

FOOTBALL CHAMPIONSHIP SUBDIVISION POLLS

STATS PERFORM FCS POLL — OCT. 14

PL.	SCHOOL	2024 RECORD	POINTS	PR
1.	<i>South Dakota State [38]</i>	5-1	1,374	1
2.	North Dakota State [8]	6-1	1,337	2
3.	Montana State [10]	7-0	1,320	3
4.	South Dakota	5-1	1,224	4
5.	Villanova	5-1	1,148	5
6.	UC Davis	6-1	1,117	6
7.	Mercer	6-0	1,050	8
8.	Southeast Missouri State	6-1	945	11
9.	North Dakota	4-2	927	9
10.	Tarleton State	6-1	835	13
11.	Montana	5-2	791	14
12.	Central Arkansas	5-2	790	12
13.	Idaho	4-3	778	7
14.	Incarnate Word	4-2	754	15
15.	William & Mary	4-2	547	17
16.	Rhode Island	5-1	525	19
17.	Abilene Christian	4-3	491	10
18.	Richmond	4-2	387	21
19.	Chattanooga	3-3	341	23
20.	North Carolina Central	5-2	212	25
21.	Illinois State	4-3	193	16
22.	Dartmouth	4-0	158	NR
23.	East Tennessee State	4-3	117	NR
24.	New Hampshire	4-2	100	NR
25.	Florida A&M	3-2	81	NR
	UT Martin	4-3	81	NR

Notes: First-place votes in brackets; opponents listed in **bold**
Teams receiving votes: Western Carolina, 75; Tennessee State, 71; Duquesne, 57; Sacramento State, 57; Stephen F. Austin, 43; Stony Brook, 41; Northern Arizona, 36; McNeese, 33; Weber State, 26; Harvard, 25; Towson, 24; Drake, 14; Monmouth (N.J.), 13; Lamar, 11; **Southeastern Louisiana**, 7; Southern Utah, 7; Dayton, 2..

AFCA FCS COACHES' POLL — OCT. 14

PL.	SCHOOL	2024 RECORD	POINTS	PR
1.	<i>South Dakota State [21]</i>	5-1	644	1
2.	North Dakota State [2]	6-1	621	2
3.	Montana State [3]	7-0	603	3
4.	South Dakota	5-1	572	4
5.	Villanova	5-1	535	5
6.	UC Davis	6-1	514	6
7.	Mercer	6-0	491	7
8.	Southeast Missouri State	6-1	455	9
9.	Tarleton State	6-1	418	11
10.	North Dakota	4-2	403	10
11.	Montana	5-2	367	14
12.	Central Arkansas	5-2	342	13
13.	Incarnate Word	4-2	325	15
14.	Idaho	4-3	309	8
15.	Richmond	4-2	255	17
16.	William & Mary	4-2	249	18
17.	Rhode Island	5-1	219	21
18.	Florida A&M	3-2	157	19
19.	New Hampshire	4-2	136	22
20.	Missouri State	4-2	131	25
21.	Abilene Christian	4-3	127	12
	North Carolina Central	5-2	127	24
23.	Illinois State	4-3	92	16
24.	Dartmouth	4-0	84	NR
25.	Jackson State	4-2	37	NR

Notes: First-place votes in brackets; opponents listed in **bold**
Top teams receiving votes: Stony Brook, 36; Duquesne, 35; Chattanooga, 30; East Tennessee State, 28; UT Martin, 22; McNeese, 17; Monmouth (N.J.), 11; Sacramento State, 11; Western Carolina, 11; Drake, 8; Columbia, 6; Stephen F. Austin, 5; Tennessee State, 5; Weber State., 4; Butler, 2; Northern Arizona, 2; Georgetown, 1; Indiana State, 1; Lafayette, 1; Lamar, 1.

MISSOURI VALLEY FOOTBALL CONFERENCE

2024 MVFC STANDINGS

SCHOOL	CONFERENCE	PF	PA	OVERALL	PF	PA
North Dakota State	3-0	107	30	6-1	264	123
South Dakota	3-0	143	30	5-1	243	63
South Dakota State	2-0	104	16	5-1	234	87
Missouri State	2-0	79	38	4-2	196	147
North Dakota	1-1	89	76	4-2	212	173
Indiana State	1-1	45	48	2-4	113	164
Illinois State	1-2	62	93	4-3	168	191
Youngstown State	1-2	65	115	2-5	183	265
Northern Iowa	0-2	20	83	2-4	82	170
Southern Illinois	0-3	26	111	2-5	126	235
Murray State	0-3	62	162	1-5	138	240

RESULTS AND UPCOMING SCHEDULE

SATURDAY, OCT. 12

*Missouri State 41, Illinois State 7
 *Indiana State 31, Murray State 27
 *North Dakota State 24, Southern Illinois 3
 *South Dakota 42, Northern Iowa 17
 *South Dakota State 63, Youngstown State 13
 * MVFC game

SATURDAY, OCT. 19

*Northern Iowa at North Dakota, 1 p.m.
 *Illinois State at Murray State, 2 p.m.
 *Indiana State at Missouri State, 2 p.m.
 *South Dakota at Youngstown State, 5 p.m.
 *South Dakota State at North Dakota State, 7 p.m.
 All times Central

2024 PRESEASON POLL

1.	South Dakota State [42]	482
2.	North Dakota State [1]	437
3.	South Dakota	371
4.	Southern Illinois	293
5.	North Dakota	276
6.	Illinois State	264
7.	Youngstown State	255
8.	Northern Iowa	227
9.	Missouri State [1]	164
10.	Indiana State	68
11.	Murray State	67



2024 South Dakota State University Football Overall Statistics (as of Oct 12, 2024)

Team Statistics	SDS	OPP
SCORING	234	87
Points Per Game	39.00	14.50
FIRST DOWNS	126	104
Rushing	62	39
Passing	55	51
Penalty	9	14
RUSHING YARDAGE	1471	584
Yards gained	1524	749
Yards lost	53	165
Attempts	201	195
Avg Per Attempt	7.3	3.0
Avg Per Game	245.2	97.3
TDs Rushing	15	4
PASSING YARDAGE	1168	1204
Att-Comp-Int	159-98-5	191-120-6
Avg Per Attempt	7.35	6.30
Avg Per Catch	11.92	10.03
Avg Per Game	194.67	200.67
TDs Passing	13	5
TOTAL OFFENSE	2639	1788
Total Plays	360	386
Avg Per Play	7.3	4.6
Avg Per Game	439.8	298.0
KICK RETURNS: #-YARDS	14-266	16-263
PUNT RETURNS: #-YARDS	7-191	4--15
INT RETURNS: #-YARDS	6-145	5-42
KICK RETURN AVERAGE	19.00	16.44
PUNT RETURN AVERAGE	27.29	-3.75
INT RETURN AVERAGE	24.17	8.40
FUMBLES-LOST	5-1	6-4
PENALTIES-YARDS	27-302	25-202
Avg Per Game	50.33	33.67
PUNTS-YARDS	16-692	27-1131
Avg Per Punt	43.25	41.89
Net Punt Avg	42.94	31.85
KICKOFFS-YARDS	43-2586	23-1314
Avg Per Kick	60.14	57.13
Net Kick Avg	45.65	38.61
TIME OF POSSESSION	02:54:09	03:05:51
Per Game	29:02	30:58
3RD-DOWN CONVERSIONS	29-62	28-86
3rd-Down Pct	46.77 %	32.56 %
4TH-DOWN CONVERSIONS	1-6	5-14
4th-Down Pct	16.67 %	35.71 %
SACKS BY-YARDS	12-91	3-18
MISC YARDS	0	0
TOUCHDOWNS SCORED	31	9
FIELD GOALS-ATTEMPTS	6-8	8-11
ON-SIDE KICKS	0-0	0-0
RED-ZONE SCORES	21-27	9-14
RED-ZONE TOUCHDOWNS	17-27	5-14
PAT-ATTEMPTS	30-30	9-9
ATTENDANCE	58,028	69,200
Dates-Avg Per Date	3-19,343	3-23,067
Neutral Site #-Avg	-	0-0

Conf	Date	Opponent	WL	Score	Record	Time	Attend
	08/31/2024	at Oklahoma St.	L	20-44	0-1 , 0-0	03:26	52,202
	09/07/2024	UIW	W	45-24	1-1 , 0-0	03:24	19,321
	09/14/2024	AUGUSTANA (SD)	W	24-3	2-1 , 0-0	03:02	19,376
	09/21/2024	at Southeastern La.	W	41-0	3-1 , 0-0	02:52	4,387
*	10/05/2024	at UNI	W	41-3	4-1 , 1-0	03:01	12,611
*	10/12/2024	YOUNGSTOWN ST.	W	63-13	5-1 , 2-0	03:00	19,331

* = Conference game

Score by Quarters	1st	2nd	3rd	4th	Total
South Dakota St.	42	80	70	42	234
Opponents	19	24	28	16	87

2024 South Dakota State University Football Overall Statistics (as of Oct 12, 2024)

#	Rushing	GP	ATT	GAIN	LOSS	NET	AVG	TD	LG	AVG/G
3	Johnson, Amar	6	74	485	5	480	6.5	5	40	80.00
20	Vorhees, Kirby	6	28	363	0	363	13.0	3	80	60.50
7	Mason, Chase	5	24	272	16	256	10.7	4	69	51.20
21	Johnson, Angel	4	21	144	2	142	6.8	0	29	35.50
11	Gronowski, Mark	6	32	156	21	135	4.2	3	16	22.50
34	Woods, Maxwell	2	9	79	0	79	8.8	0	44	39.50
24	Begeman, Brenden	4	5	13	0	13	2.6	0	7	3.25
12	Goering, Graham	6	1	6	0	6	6.0	0	6	1.00
18	Wilde, Griffin	6	1	6	0	6	6.0	0	6	1.00
61	Beerntsen, Evan	6	0	0	0	0	0.0	0	0	0.00
	Team	6	6	0	9	-9	-1.5	0	0	-1.50
	Total	6	201	1524	53	1471	7.3	15	80	245.17
	Opponents	6	195	749	165	584	3.0	4	24	97.33

#	Passing	GP	Rating	COMP-ATT-INT	PCT	YDS	TD	LG	AVG/G
11	Gronowski, Mark	6	142.82	91-147-5	61.90 %	1103	11	66	183.83
7	Mason, Chase	5	169.80	6-8-0	75.00 %	51	1	12	10.20
5	Bell, Jon	6	182.53	1-3-0	33.33 %	14	1	14	2.33
10	Dustman, Hunter	6	0.00	0-1-0	0.00 %	0	0	0	0.00
	Total	6	144.03	98-159-5	61.64 %	1168	13	66	194.67
	Opponents	6	118.13	120-191-6	62.83 %	1204	5	69	200.67

#	Receiving	GP	NO	YDS	AVG	TD	LG	AVG/G
18	Wilde, Griffin	6	32	407	12.72	4	60	67.83
12	Goering, Graham	6	16	274	17.13	4	45	45.67
3	Johnson, Amar	6	15	112	7.47	0	16	18.67
88	Gannon, Greyton	5	6	80	13.33	1	41	16.00
89	Gornley, Brody	5	3	76	25.33	0	61	15.20
21	Johnson, Angel	4	4	70	17.50	1	66	17.50
4	Prejean, Kentrell	6	9	66	7.33	1	16	11.00
83	Alpers, David	6	2	22	11.00	0	12	3.67
87	Stoffel, Davin	5	3	21	7.00	1	14	4.20
44	Brenner, Kevin	5	2	11	5.50	0	6	2.20
	Ogroske, Lofton	2	1	9	9.00	0	9	4.50
34	Woods, Maxwell	2	2	9	4.50	0	9	4.50
6	Ervin, Elijah	6	1	8	8.00	0	8	1.33
2	Preston, Marcus	5	1	4	4.00	1	4	0.80
	Cole, Devon	6	0	0	NaN	0	0	0.00
11	Ollman, Joe	6	0	0	NaN	0	0	0.00
20	Vorhees, Kirby	6	0	0	NaN	0	0	0.00
7	Mason, Chase	5	1	-1	-1.00	0	0	-0.20
	Total	6	98	1168	11.92	13	66	194.67
	Opponents	6	120	1204	10.03	5	69	200.67

#	Punt Returns	NO	YRDS	AVG	TD	LG
7	Beanum, Dalys	5	113	22.60	1	88
27	Thompson, Noah	0	49	∞	1	49
4	Prejean, Kentrell	1	16	16.00	0	16
5	McShane, Cullen	1	13	13.00	0	13
	Total	7	191	27.29	2	88
	Opponents	4	-15	-3.75	0	2

#	Interceptions	NO	YRDS	AVG	TD	LG
4	Arrell, Steven	2	34	17.00	0	24
7	Beanum, Dalys	1	50	50.00	0	50
14	Huerter, Colby	1	38	38.00	0	38
32	Bock, Adam	1	23	23.00	0	23
22	Humphrey, Colby	1	0	0.00	0	0
	Total	6	145	24.17	0	50
	Opponents	5	42	8.40	0	39

#	Kick Returns	NO	YRDS	AVG	TD	LG
21	Johnson, Angel	8	230	28.75	1	99
20	Vorhees, Kirby	3	23	7.67	0	15
34	Woods, Maxwell	1	19	19.00	0	19
83	Alpers, David	1	6	6.00	0	6
26	Tilford, Kolten	1	-12	-12.00	0	0
	Total	14	266	19.00	1	99
	Opponents	16	263	16.44	0	35

#	Fumble Returns	NO	YRDS	AVG	TD	LG
23	Durrance, Matthew	1	7	7.00	0	7
	Total	1	7	7.00	0	7
	Opponents	0	0	0	0	0

2024 South Dakota State University Football Overall Statistics (as of Oct 12, 2024)

#	Scoring	TD	FG	PAT					SAF	PTS
				KICK	RUSH	RCV	PASS	DXP		
10	Dustman, Hunter	—	6	28-28	—	—	—	—	—	46
3	Johnson, Amar	5	—	—	—	—	—	—	—	30
12	Goering, Graham	4	—	—	—	—	—	—	—	24
7	Mason, Chase	4	—	—	—	—	—	—	—	24
18	Wilde, Griffin	4	—	—	—	—	—	—	—	24
11	Gronowski, Mark	3	—	—	—	—	—	—	—	18
20	Vorhees, Kirby	3	—	—	—	—	—	—	—	18
21	Johnson, Angel	2	—	—	—	—	—	—	—	12
7	Beanum, Dalys	1	—	—	—	—	—	—	—	6
88	Gannon, Greyton	1	—	—	—	—	—	—	—	6
4	Prejean, Kentrell	1	—	—	—	—	—	—	—	6
2	Preston, Marcus	1	—	—	—	—	—	—	—	6
87	Stoffel, Davin	1	—	—	—	—	—	—	—	6
27	Thompson, Noah	1	—	—	—	—	—	—	—	6
99	Stevens, Jack	—	—	2-2	—	—	—	—	—	2
	Team	—	—	—	0-1	—	—	—	—	0
	Total	31	6	30-30	0-1	—	—	—	—	234
	Opponents	9	8	9-9	—	—	—	—	—	87

#	Field Goals	FGM-FGA	PCT	I20	20-29	30-39	40-49	50+	LG	BLK
10	Dustman, Hunter	6-8	75.00 %	0-0	1-1	3-4	2-2	0-1	48	0
	Total	6-8	75.00 %	0-0	1-1	3-4	2-2	0-1	48	0
	Opponents	8-11	72.73 %	0-2	0-0	4-5	1-1	3-3	52	0

FG Sequence	South Dakota St.	Opponents
Oklahoma St.	(31),(48)	(42),(52),(25)
UIW	37,(30)	(37)
Augustana (SD)	(39)	(32),38
Southeastern La.	-	49,34
UNI	(22),(41),51	(40)
Youngstown St.	-	(39),(31)

Numbers in (parentheses) indicate field goal was made.

#	Total Offense	G	Plays	Rush	Pass	Total	AVG/G
11	Gronowski, Mark	6	179	135	1103	1238	206.33
3	Johnson, Amar	6	74	480	0	480	80.00
20	Vorhees, Kirby	6	28	363	0	363	60.50
7	Mason, Chase	5	32	256	51	307	61.40
21	Johnson, Angel	4	21	142	0	142	35.50
34	Woods, Maxwell	2	9	79	0	79	39.50
5	Bell, Jon	6	3	0	14	14	2.33
24	Begeman, Brenden	4	5	13	0	13	3.25
12	Goering, Graham	6	1	6	0	6	1.00
18	Wilde, Griffin	6	1	6	0	6	1.00
	Team	6	6	-9	0	-9	-1.50
	Total	6	359	1471	1168	2639	439.83
	Opponents	6	386	584	1204	1788	298.00

#	Punting	NO	YDS	AVG	LG	TB	FC	I20	50+	BLK
10	Dustman, Hunter	15	648	43.20	55	1	4	6	3	0
41	Pelham, Max	1	44	44.00	44	0	0	1	0	0
	Total	16	692	43.25	55	1	4	7	3	0
	Opponents	27	1131	41.89	73	4	8	8	5	1

#	Kickoffs	NO	YDS	AVG	TB	OB
10	Dustman, Hunter	41	2471	60.3	18	2
99	Stevens, Jack	2	115	57.5	0	1
	Total	43	2586	60.1	18	3
	Opponents	23	1314	57.1	8	0

**2024 South Dakota State University Football
Overall Statistics (as of Oct 12, 2024)**

#	All Purpose	G	RUSH	RCV	PR	KR	IR	Total	AVG/G
3	Johnson, Amar	6	480	112	0	0	0	592	98.67
21	Johnson, Angel	4	142	70	0	230	0	442	110.50
18	Wilde, Griffin	6	6	407	0	0	0	413	68.83
20	Vorhees, Kirby	6	363	0	0	23	0	386	64.33
12	Goering, Graham	6	6	274	0	0	0	280	46.67
7	Mason, Chase	5	256	-1	0	0	0	255	51.00
7	Beaunum, Dalys	6	0	0	113	0	50	163	27.17
11	Gronowski, Mark	6	135	0	0	0	0	135	22.50
34	Woods, Maxwell	2	79	9	0	19	0	107	53.50
4	Prejean, Kentrell	6	0	66	16	0	0	82	13.67
88	Gannon, Greyton	5	0	80	0	0	0	80	16.00
89	Gormley, Brody	5	0	76	0	0	0	76	15.20
27	Thompson, Noah	4	0	0	49	0	0	49	12.25
14	Huerter, Colby	4	0	0	0	0	38	38	9.50
4	Arrell, Steven	6	0	0	0	0	34	34	5.67
83	Alpers, David	6	0	22	0	6	0	28	4.67
32	Bock, Adam	6	0	0	0	0	23	23	3.83
87	Stoffel, Davin	5	0	21	0	0	0	21	4.20
24	Begeman, Brenden	4	13	0	0	0	0	13	3.25
5	McShane, Cullen	6	0	0	13	0	0	13	2.17
44	Brenner, Kevin	5	0	11	0	0	0	11	2.20
	Ogroske, Lofton	2	0	9	0	0	0	9	4.50
6	Ervin, Elijah	6	0	8	0	0	0	8	1.33
2	Preston, Marcus	5	0	4	0	0	0	4	0.80
26	Tilford, Kolten	6	0	0	0	-12	0	-12	-2.00
	Team	6	-9	0	0	0	0	-9	-1.50
	Total	6	1471	1168	191	266	145	3241	540.17
	Opponents	6	584	1204	-15	263	42	2078	346.33

**2024 South Dakota State University Football
Overall Statistics (as of Oct 12, 2024)**

#	Defensive Leaders	GP	Tackles				Sacks NO-YDS	Pass Defense			Fumbles		Blocked	
			Solo	ASST	TOT	TFL-YDS		INT-YDS	BU	QBH	RCV-YDS	FF	KICK	SAF
32	Bock, Adam	6	18	25	43.0	4.0-9	—	1-23	—	—	—	—	—	—
9	Francl, Caleb	6	16	18	34.0	3.0-5	—	—	2	1	—	—	—	—
23	Durrance, Matthew	6	21	10	31.0	2.0-5	—	—	3	—	1-7	—	—	—
29	Spalding, Graham	6	15	12	27.0	3.5-6	—	—	3	—	—	—	—	—
14	Huerter, Colby	4	10	12	22.0	1.0-3	—	1-38	—	—	—	—	—	—
7	Beanum, Dalys	6	14	7	21.0	0.5-1	—	1-50	1	—	—	1	—	—
0	Mcgaughy, Daeton	6	9	10	19.0	2.0-14	1.0-10	—	1	—	—	—	—	—
28	Van Tol, Chase	6	10	8	18.0	2.0-3	—	—	—	—	—	—	—	—
52	DePriest, Jarod	6	7	8	15.0	3.0-11	1.0-8	—	—	1	1-0	1	—	—
22	Humphrey, Colby	6	15	—	15.0	—	—	1-0	2	—	—	—	—	—
99	Ripperda, Dawson	6	6	7	13.0	4.0-26	2.0-21	—	—	—	—	—	—	—
94	Clayborne, Kobe	6	7	5	12.0	2.5-15	1.5-10	—	—	—	1-0	—	—	—
26	Tilford, Kolten	6	6	6	12.0	1.0-3	—	—	—	—	—	—	—	—
93	Baloun, Max	6	3	7	10.0	3.0-11	1.0-8	—	—	—	—	1	—	—
96	Hawthorne, Bryce	5	2	8	10.0	2.0-11	2.0-11	—	—	1	—	—	—	—
5	McShane, Cullen	6	4	5	9.0	—	—	—	2	—	—	—	1	—
55	Wolfcale-Holsten, Aaron	6	4	4	8.0	1.5-12	1.0-11	—	—	—	—	—	—	—
4	Arrell, Steven	6	3	4	7.0	—	—	2-34	—	—	—	—	—	—
13	Dautermann, Aydan	6	2	4	6.0	0.5-1	—	—	1	—	1-0	—	—	—
90	Keumogne, Randy	4	3	3	6.0	1.0-4	—	—	—	1	—	—	—	—
11	Ollman, Joe	6	2	4	6.0	—	—	—	—	1	—	—	—	—
2	Taylor, Myles	5	5	1	6.0	—	—	—	—	—	—	—	—	—
50	Wells, Nick	4	1	5	6.0	2.0-5	—	—	—	—	—	—	—	—
51	Green, Logan	6	1	4	5.0	1.0-6	1.0-6	—	—	1	—	—	—	—
3	Johnson, Dontay	3	4	1	5.0	—	—	—	1	—	—	—	—	—
89	Gormley, Brody	5	2	2	4.0	—	—	—	—	—	—	—	—	—
1	Large, Tucker	3	4	—	4.0	—	—	—	—	—	—	—	—	—
57	Vanden Bos, Levi	6	1	3	4.0	0.5-5	0.5-5	—	—	1	—	—	—	—
54	Lee, Jalen	10	3	—	3.0	—	—	—	—	—	—	—	—	—
33	Johnson, Bryce	6	1	2	3.0	—	—	—	—	—	—	—	—	—
97	Kirschenman, Reis	4	1	2	3.0	1.5-3	—	—	—	4	—	—	—	—
40	Kusler, Aaron	6	1	2	3.0	—	—	—	1	—	—	—	—	—
54	Lee, Jalen	10	3	—	3.0	—	—	—	—	—	—	—	—	—
54	Lee, Jalen	6	3	—	3.0	—	—	—	—	—	—	—	—	—
25	Reeder, Cale	1	1	2	3.0	—	—	—	—	—	—	—	—	—
27	Thompson, Noah	4	2	1	3.0	—	—	—	—	—	—	—	—	—
20	Vorhees, Kirby	6	1	1	2.0	—	—	—	—	—	—	—	—	—
95	Wilson, Zac	2	1	1	2.0	1.5-2	1.0-1	—	—	2	—	—	—	—
24	Begeman, Brenden	4	1	—	1.0	—	—	—	—	—	—	—	—	—
47	Fyfe, Kytan	2	1	—	1.0	—	—	—	—	—	—	1	—	—
11	Gronowski, Mark	6	1	—	1.0	—	—	—	—	—	—	—	—	—
17	Hoskins III, Abe	3	—	1	1.0	—	—	—	—	—	—	—	—	—
21	Johnson, Angel	4	1	—	1.0	—	—	—	—	—	—	—	—	—
56	Lecuona, Fernando	3	1	—	1.0	—	—	—	—	—	—	—	—	—
98	Muller, Mac	1	—	1	1.0	—	—	—	—	—	—	—	—	—
10	Dustman, Hunter	6	—	—	—	—	—	—	—	—	—	—	—	—
88	Gannon, Greyton	5	—	—	—	—	—	—	—	—	—	—	—	—
12	Goering, Graham	6	—	—	—	—	—	—	—	—	—	—	—	—
3	Johnson, Amar	6	—	—	—	—	—	—	—	—	—	—	—	—
7	Mason, Chase	5	—	—	—	—	—	—	—	—	—	—	—	—
4	Prejean, Kentrell	6	—	—	—	—	—	—	—	—	—	—	—	—
2	Preston, Marcus	5	—	—	—	—	—	—	—	—	—	—	—	—
99	Stevens, Jack	1	—	—	—	—	—	—	—	—	—	—	—	—
87	Stoffel, Davin	5	—	—	—	—	—	—	—	—	—	—	—	—
TM	Team	6	—	—	—	—	—	—	—	—	—	—	—	—
18	Wilde, Griffin	6	—	—	—	—	—	—	—	—	—	—	—	—
	Total	6	217	196	413.0	43.0-161	12.0-91	6-145	17	13	4-7	4	1	—
	Opponents	6	201	132	333.0	12.0-33	3.0-18	5-42	7	15	1-0	2	—	—

**#17/18 [FBS] OKLAHOMA STATE 44,
#1/1 [FCS] SDSU 20**

Aug. 31, 2024 • Boone Pickens Stadium (Att.: 52,202)

STILLWATER, Okla. — Oklahoma State running back Ollie Gordon scored three touchdowns, including two in a 21-point third quarter, to lead the 17th-ranked Cowboys to a 44-20 victory over South Dakota State in the football season opener for both teams Saturday afternoon at Boone Pickens Stadium.

SDSU, the top-ranked team in the Football Championship Subdivision after winning back-to-back national titles, had its 29-game winning streak broken. The Jackrabbits' previous loss also was against a Football Bowl Subdivision opponent, a 7-3 setback at Iowa in the 2022 season opener.

Leading 17-6 at halftime, the Cowboys extended their lead on the first possession of the second half when Gordon took a lateral (originally ruled a pass) from Alan Bowman and cut down the left hash and sideline, breaking a couple tackles on his way to the end zone for a 22-yard score.

The Jackrabbits quickly responded with a three-play, 75-yard drive all through the air. Mark Gronowski connected with Griffin Wilde on pass plays of 21 and 33 yards before connecting with Graham Goering in the end zone for a 21-yard touchdown. It was Goering's first touchdown of his career.

OSU would build its lead to 41-13 by scoring the next 17 points. After converting on third-and-9, Bowman hooked up with Rashod Owens on a 58-yard touchdown pass, which was followed later in the quarter on a 1-yard touchdown run by Gordon.

The Cowboys' scoring run ended with a 52-yard field goal by Logan Ward 70 seconds into the final stanza.

SDSU again countered with a quick touchdown as Griffin Wilde hauled in a Gronowski pass deep over the middle and out-ran the defense for a 60-yard touchdown. Wilde ended the afternoon with career highs of seven catches and 150 receiving yards.

Oklahoma State scored on each of its first three drives of the game, breaking into the scoring column with a 42-yard field goal by Logan Ward that was followed moments later by a 6-yard touchdown pass from Bowman to Brennan Presley.

Gordon capped OSU's longest drive of the first half with a 12-yard touchdown run midway through the second quarter that was his longest carry of the game. The reigning Doak Walker Award winner, Gordon finished the afternoon with 104 yards on 27 carries and added four receptions for 42 yards.

SDSU put together a pair of scoring drives in the second quarter that ended with field goals of 31 and 48 yards by senior kicker Hunter Dustman. The first scoring march was an eight-play, 58-yard drive that began late in the first quarter.

Yardage totals ended up nearly identical with Oklahoma State holding a slim 394-388 advantage.

Gronowski completed 20-of-37 passes for 264 yards and an interception, while Amar Johnson paced the ground game with 73 yards on nine carries, including a 40-yard gain on the final play of the first quarter that set up the Jackrabbits' first field goal. Goering added career highs of four catches and 69 receiving yards.

Bowman was an efficient 25-of-34 passing for 267 yards, with Presley catching seven balls for 35 yards and De'Zhaun Stribling tallying six catches for a team-high 83 yards.

Adam Bock led the Jackrabbit defense with 12 tackles, followed by a career-high eight tackles from Caleb Francl.

OSU's Trey Rucker registered a game-high 15 tackles. Nick Martin contributed 10 tackles and a sack for the Cowboys.



Graham Goering hauled in a 21-yard pass from Mark Gronowski in the third quarter for the first South Dakota State touchdown of the 2024 season.

SCORE BY QUARTERS	1	2	3	4	FINAL
South Dakota State (0-1)	0	6	7	7	20
Oklahoma State (1-0)	10	7	21	6	44

SCORING SUMMARY

1st	8:15	OSU – Logan Ward 42 yd field goal
1st	2:03	OSU – Brennan Presley 6 yd pass from Alan Bowman (Ward kick)
2nd	12:15	SDSU – Hunter Dustman 31 yd field goal
2nd	8:35	OSU – Ollie Gordon 12 yd run (Ward kick)
2nd	3:52	SDSU – Dustman 48 yd field goal
3rd	10:46	OSU – Gordon 22 yd run (Ward kick)
3rd	9:10	SDSU – Graham Goering 21 yd pass from Mark Gronowski (Dustman kick)
3rd	6:29	OSU – Rashod Owens 58 yd pass from Bowman (Ward kick)
3rd	2:29	OSU – Gordon 1 yd run (Ward kick)
4th	13:50	OSU – Ward 52 yd field goal
4th	12:10	OSU – Griffin Wilde 60 yd pass from Gronowski (Dustman kick)
4th	1:10	OSU – Ward 25 yd field goal

TEAM STATISTICS

	SDSU	OSU
FIRST DOWNS	17	23
RUSHES-YARDS (NET)	28-124	39-149
PASSING YDS (NET)	264	245
Passes Att-Comp-Int	37-20-1	33-24-0
TOTAL OFFENSE PLAYS-YARDS	65-388	72-394
Punt Returns-Yards	0-0	2-0
Kickoff Returns-Yards	4-78	3-55
Interception Returns-Yards	0-0	1-3
Punts (Number-Avg)	3-48.0	4-54.8
Fumbles-Lost	1-0	0-0
Penalties-Yards	5-42	1-10
Possession Time	30:47	29:13
Third-Down Conversions	3 of 13	5 of 14
Fourth-Down Conversions	0 of 4	2 of 2
Red-Zone Scores-Chances	1-1	4-4
Sacks By: Number-Yards	0-0	2-13

RUSHING LEADERS: SDSU - Amar Johnson 9-73; Angel Johnson 6-27; Mark Gronowski 10-17; Kirby Vorhees 2-7; Chase Mason 1-0. OSU - Ollie Gordon 28-126; Alan Bowman 2-8; Trent Howland 3-7; Sesi Vailahi 5-4; Brennan Presley 1-4. **PASSING LEADERS:** SDSU - Mark Gronowski 20-36-1 264; Hunter Dustman 0-1-0 0. OSU - Alan Bowman 24-33-0 245. **RECEIVING LEADERS:** SDSU - Griffin Wilde 7-150; Graham Goering 4-69; Amar Johnson 2-17; Greyton Gannon 2-17; Davin Stiefel 2-7; Angel Johnson 2-(-6); Kentrell Prejean 1-10. OSU - Brennan Presley 7-35; De'Zhaun Stribling 6-83; Rashod Owens 3-81; Ollie Gordon 3-20; Sesi Vailahi 2-14; Gavin Freeman 2-10; Trent Howland 1-2. **INTERCEPTIONS:** SDSU - none. OSU - Korie Black 1-3. **SACKS:** SDSU - none. OSU - Nick Martin 1.0-9; Collin Oliver 1.0-4. **TACKLE LEADERS (JA-A-TOT):** SDSU - Adam Bock 6-6-12; Caleb Francl 3-5-8; Dalys Beanum 3-4-7; Colby Humphrey 6-0-6; Matthew Durrance 1-5-6; Daeton Mcgaughy 3-2-5. OSU - Trey Rucker 9-6-15; Nick Martin 7-3-10; Kendal Daniels 3-0-3; Cam Smith 2-1-3; Cameron Epps 2-1-3; Jeff Roberson 2-1-3; Kale Smith 1-2-3; Collin Clay 1-2-3; Iman Oates 0-3-3.

#1/1 SDSU 45,
#11/12 INCARNATE WORD 24

Sept. 7, 2024 • Dana J. Dykhouse Stadium (Att.: 19,321)

South Dakota State scored touchdowns on its first four drives of the second half to pull away from Incarnate Word for a 45-24 victory Sept. 7 in a battle between ranked teams that was played before a crowd of 19,321 at Dana J. Dykhouse Stadium.

The top-ranked and two-time defending Football Championship Subdivision champion Jackrabbits rebounded from a season-opening loss at Oklahoma State to improve to 1-1 on the young season. UIW, ranked 11th this week by the FCS coaches and 12th in the Stats Perform media poll, dropped to 1-1.

After the Cardinals tied the game at 17-all on a 69-yard pass from Zach Calzada to Jalen Walthall less than two minutes into the second half, the SDSU offense began to take control. An 11-play, 69-yard drive included three third-down conversions, the last of which was an 11-yard pass from Mark Gronowski to Griffin Wilde that resulted in a touchdown.

The Jackrabbit defense responded on the ensuing UIW possession with a three-and-out that led to the only punt of the night by either squad. After taking over at the own 28, SDSU needed only three plays to extend its lead to 31-17. On the second play of the drive, sophomore tight end Brody Gormley caught a Gronowski pass in stride on the right numbers and rolled 61 yards to the UIW 6. Amar Johnson found the end zone on the next play for his first touchdown of the season.

UIW continued to make big plays in the passing game, closing the gap to 31-24 when Calzada dropped a pass deep in the right corner of the end zone into the arms of Roy Alexander for a 35-yard touchdown with 14 minutes and 22 seconds to play in the game.

SDSU used a mix of runs and short passes to march right back down the field. Wilde caught passes of 5 and 12 yards while Johnson picked up 27 yards between the ground and through the air, including the final three yards for his second rushing touchdown of the night.

The Jackrabbits put the game out of reach moments later by forcing their first turnover of the season and cashing in with their final touchdown of the game. Dalys Benum punched the ball away from a Cardinal receiver and Matthew Durrance came up with the fumble recovery and return to the UIW 42. Four plays later, Gronowski tossed his fourth touchdown pass of the game — and his second to Wilde — deep over the middle from 25 yards out.

A sophomore from Sioux Falls, Wilde established a new career high for receptions for the second week in a row, hauling in a game-high 10 catches for 106 yards.

Wilde's counterpart at wide receiver, Grahm Goering, gave the Jackrabbits a 17-10 lead heading into halftime with a 22-yard touchdown catch in the left corner of the end zone to close out an eight-play, 77-yard drive.

However, SDSU missed on a couple other scoring opportunities in the first half, missing a 37-yard field goal attempt on the opening drive of the game and having another drive approaching the red zone later in the half end on an interception.

Hunter Dustman tied the game at 3-all with a 30-yard field goal on the first snap of the second quarter and moments after the Jackrabbit defense turned over UIW on downs, Gronowski hooked up with tight end Greyton Gannon on a deep ball for a 41-yard score.

Gronowski ended the night 21-for-32 passing for 285 yards and four touchdowns while connecting with seven different receivers. Johnson, who tied a career high with two touchdowns, tallied a game-high 112 yards on 19 carries.

Overall, SDSU held a 515-419 advantage in total offense. The Jackrabbits were successful on 10-of-13 third-down attempts while racking up 35:17 in possession time.

Calzada completed 31-of-39 pass attempts for 351 yards and also led the



Amar Johnson rushed for a pair of second-half touchdowns and ended the game with 112 yards on 19 carries.

Cardinals in rushing with 43 yards on seven carries. Alexander recorded nine catches for 128 yards, with Walthall, who also scored UIW's first touchdown on a 5-yard pass play, posting seven catches for 137 yards.

Adam Bock paced the SDSU defense with nine tackles, including three behind the line of scrimmage. Durrance notched a career-high eight tackles, including seven solo stops, while Darius Sanders led UIW with nine tackles.

SCORE BY QUARTERS	1	2	3	4	FINAL
Incarnate Word (1-1)	3	7	7	7	24
South Dakota State	10	7	21	6	44

SCORING SUMMARY

1st	6:06	UIW	–	Brack Peacock	37 yd field goal
2nd	14:57	SDSU	–	Hunter Dustman	30 yd field goal
2nd	11:11	SDSU	–	Greyton Gannon	41 yd pass from Mark Gronowski (Dustman kick)
2nd	6:51	UIW	–	Jalen Walthall	5 yd pass from Zach Calzada (Peacock kick)
2nd	3:32	SDSU	–	Grahm Goering	22 yd pass from Gronowski (Dustman kick)
3rd	13:11	UIW	–	Walthall	69 yd pass from Calzada (Peacock kick)
3rd	7:13	SDSU	–	Griffin Wilde	11 yd pass from Gronowski (Dustman kick)
3rd	3:58	SDSU	–	Amar Johnson	6 yd run (Dustman kick)
4th	14:22	UIW	–	Roy Alexander	35 yd pass from Calzada (Peacock kick)
4th	10:34	SDSU	–	Johnson	3 yd run (Dustman kick)
4th	7:47	SDSU	–	Wilde	25 yd pass from Gronowski (Dustman kick)

TEAM STATISTICS

	UIW	SDSU
FIRST DOWNS	20	31
RUSHES-YARDS (NET)	20-68	42-230
PASSING YDS (NET)	351	285
Passes Att-Comp-Int	39-31-0	32-21-1
TOTAL OFFENSE PLAYS-YARDS	59-419	74-515
Punt Returns-Yards	0-0	0-0
Kickoff Returns-Yards	4-65	5-52
Interception Returns-Yards	1-0	0-0
Punts (Number-Avg)	1-39.0	0-0.0
Fumbles-Lost	1-1	1-0
Penalties-Yards	9-100	6-71
Possession Time	24:43	35:17
Third-Down Conversions	6 of 11	10 of 13
Fourth-Down Conversions	0 of 3	0 of 0
Red-Zone Scores-Chances	2-2	4-6
Sacks By: Number-Yards	0-0	1-1

RUSHING LEADERS: UIW - Zach Calzada 7-43; Dekalon Taylor 8-14; Isaiah Robinson 5-11. SDSU - Amar Johnson 19-112; Angel Johnson 6-42; Chase Mason 4-30; Kirby Vorhees 5-27; Mark Gronowski 3-9; Brenden Begeman 2-7; Grahm Goering 1-6. **PASSING LEADERS:** UIW - Zach Calzada 31-39-0 351. SDSU - Mark Gronowski 21-32-1 285. **RECEIVING LEADERS:** UIW - Roy Alexander 9-128; Jalen Walthall 7-137; Dekalon Taylor 4-29; Isaiah Robinson 3-21. SDSU - Griffin Wilde 10-106; Grahm Goering 3-50; Amar Johnson 3-16; Greyton Gannon 2-47; Brody Gormley 1-61; Kentrell Prejean 1-6; Chase Mason 1(-)-1. **INTERCEPTIONS:** UIW - none. SDSU - none. **SACKS:** UIW - none. SDSU - Zac Wilson 1.0-1. **TACKLE LEADERS (UA-A-TOT):** UIW - Darius Sanders 7-2-9; Mason Chambers 6-1-7; Ronald Wilson 4-1-5; Kendrick Stone 4-1-5. SDSU - Adam Bock 5-4-9; Matthew Durrance 7-1-8; Caleb Francl 4-3-7; Graham Spalding 4-1-5; Dalys Benum 4-1-5.

#1/1 [FCS] SDSU 24,
#14/18 [D-II] AUGUSTANA 3

Sept. 14, 2024 • Dana J. Dykhouse Stadium (Att.: 19,376)

South Dakota State running back Amar Johnson topped the 100-yard mark for the second game in a row and the Jackrabbit defense held Augustana out of the end zone in a 24-3 Beef Bowl victory before a crowd of 19,376 Saturday night at Dana J. Dykhouse Stadium.

SDSU, the top-ranked team in the Football Championship Subdivision, improved to 2-1 overall. Augustana, ranked 14th in the NCAA Division II coaches' poll, dropped to 1-1 on the season.

The Vikings capitalized on a turnover on the opening kickoff to put the first points on the board. Jake Detert jarred the ball loose from Jackrabbit kick returner Kolten Tilford and Kael Ryan recovered the fumble at the SDSU 11. The Jackrabbit defense held firm, however, as Augustana settled for a 32-yard field goal by Jake Pecina two minutes into the contest.

SDSU responded on its first offensive drive, putting together a six-play, 60-yard touchdown drive, starting when Johnson picked up first downs on the first two Jackrabbit plays from scrimmage, a 12-yard pass and a 13-yard run. One play after SDSU picked up a crucial first down via defensive holding on a third-down play, quarterback Mark Gronowski rolled around left end and scored from 9 yards out.

The Jackrabbits extended their lead to 17-3 with a pair of scores in the second quarter. Once again, Johnson was at the center of the first scoring drive of the quarter, accounting for all 55 yards of the four-play march. A senior from O'Fallon, Missouri, strung together runs of 16, 26 and 12 yards to put SDSU on the doorstep. He then took a direct snap and plunged in from a yard out.

After turning Augustana over on downs for the second time in as many drives, the Jackrabbits added a 39-yard field goal by Hunter Dustman in the closing seconds of the first half.

SDSU took advantage of a short field after a shanked punt to score what would be the final points of the night midway through the third quarter as Gronowski scored his second touchdown of the night on a 1-yard run.

Mistakes prevented the Jackrabbits from adding to their lead down the stretch as SDSU uncharacteristically turned the ball over three times in the game and committed nine penalties for 110 yards. Augustana was flagged seven times for 40 yards.

The Jacks did finish with a 374-171 advantage in total offense, including a 233-24 margin in rushing yards. Johnson matched his career high with 126 yards on 17 carries, while freshman running back Maxwell Woods gained 61 yards on six carries, including a 44-yard run on his second carry of the night, in his collegiate debut.

Gronowski completed 19-of-27 passes for 141 yards, but was intercepted two times. Griffin Wilde was the top target with six catches for 47 yards, while Johnson (14 yards) and Kentrell Prejean (20 yards) each tallied three receptions.

Evan Bearth came off the bench to pace the Augustana offense by completing 8-of-17 passes for 92 yards, while starter Thomas Scholten was 12-of-18 passing for 55 yards and an interception. Isaiah Huber hauled in five catches for 53 yards, with former Jackrabbit Canyon Bauer adding five receptions for 37 yards. Rashad Lampkin led the Augie ground game with 26 yards on six carries.

Defensively, the Jackrabbits were led by Kobe Clayborne with five tackles, including a tackle for loss. Fellow defensive end Dawson Ripperda registered 1.5 sacks and was one of five SDSU players with four stops.

Augustana's Logan Leonard led all players with 10 tackles and added an interception. Peyton Buckley notched eight tackles and had the other Viking interception.



The South Dakota State defense kept Augustana out of the end zone in a 24-3 Beef Bowl victory Sept. 14 at Dana J. Dykhouse Stadium.

SCORE BY QUARTERS	1	2	3	4	FINAL
Augustana (1-1)	3	0	0	0	3
South Dakota State (2-1)	7	10	7	0	24

SCORING SUMMARY

1st	13:04	AU	- Jake Pecina 32 yd field goal
1st	9:59	SDSU	- Mark Gronowski 9 yd run (Hunter Dustman kick)
2nd	12:39	SDSU	- Amar Johnson 1 yd run (Dustman kick)
2nd	00:44	SDSU	- Dustman 39 yd field goal
3rd	7:20	SDSU	- Gronowski 1 yd run (Dustman kick)

TEAM STATISTICS

	AU	SDSU
FIRST DOWNS	12	223
RUSHES-YARDS (NET)	21-24	36-233
PASSING YDS (NET)	147	141
Passes Att-Comp-Int	36-20-1	27-19-2
TOTAL OFFENSE PLAYS-YARDS	57-171	63-374
Punt Returns-Yards	0-0	1-2
Kickoff Returns-Yards	0-0	2-7
Interception Returns-Yards	2-39	1-0
Punts (Number-Avg)	6-37.0	4-45.5
Fumbles-Lost	0-0	1-1
Penalties-Yards	7-40	9-110
Possession Time	28:16	31:44
Third-Down Conversions	3 of 15	3 of 10
Fourth-Down Conversions	0 of 3	0 of 1
Red-Zone Scores-Chances	1-3	3-4
Sacks By: Number-Yards	0-0	3-29

RUSHING LEADERS: AU - Rashad Lampkin 6-26; Max Grand 4-11; Jarod Epperson 6-10; Thomas Scholten 3-1. SDSU - Amar Johnson 17-126; Maxwell Woods 6-61; Mark Gronowski 6-28; Kirby Vorhees 5-21. **PASSING LEADERS:** AU - Thomas Scholten 12-18-1 55; Evan Bearth 8-17-0 92. SDSU - Mark Gronowski 19-27-2 141. **RECEIVING LEADERS:** AU - Isaiah Huber 5-53; Canyon Bauer 5-37; Jarod Epperson 4-21; Max Minor 2-26; Matt Francis 1-8; Austin Johnston 1-6; Sam Scholten 1-1. SDSU - Griffin Wilde 6-47; Kentrell Prejean 3-20; Amar Johnson 3-14; Graham Goering 2-25; Maxwell Woods 2-9; Greyton Gannon 1-12; Elijah Ervin 1-8; Kevin Brenner 1-6. **INTERCEPTIONS:** AU - Peyton Buckley 1-39; Logan Leonard 1-0. SDSU - Colby Humphrey 1-0. **SACKS:** AU - none. SDSU - Dawson Ripperda 1.5-16; Aaron Wolfcale-Holsten 1.0-11; Logan Green 0.5-2. **TACKLE LEADERS (JA-A-TOT):** AU - Logan Leonard 7-3-10; Peyton Buckley 5-3-8; Haden Wallace 6-1-7; T.J. Murray 5-0-5; Kade Lynott 2-2-4; Will Davis 2-2-4. SDSU - Kobe Clayborne 4-1-5; Dalys Beanum 3-1-4; Graham Spalding 2-2-4; Adam Bock 2-2-4; Colby Huerter 2-2-4; Dawson Ripperda 2-2-4.

#1/1 SDSU 41, SOUTHEASTERN LOUISIANA 0

Sept. 21, 2024 • Strawberry Stadium (Att.: 4,387)

HAMMOND, La. — Backup running back Kirby Vorhees ran for 179 yards and three touchdowns while the South Dakota State defense pitched another shutout as the top-ranked Jackrabbits wrapped up the nonconference portion of their schedule with a 41-0 victory at Southeastern Louisiana Sept. 21 at Strawberry Stadium.

SDSU ran its record to 3-1 while the Lions dropped to 1-3 on the season. The Jackrabbits grabbed a 7-0 lead before running their first offensive play when Dalys Beanum fielded a punt in the middle of the field at his own 12 and rolled around the left side for an 88-yard touchdown with 8 minutes and 57 seconds remaining in the first quarter.

Vorhees went to work in the second quarter, scoring on each of his first two carries as he broke numerous tackles on his way to the end zone with runs of 20 and 22 yards. SDSU's second extra-point try of the sequence failed, leaving the Jackrabbits with a 20-0 halftime advantage.

A redshirt freshman from Lutz, Florida, Vorhees made it 3-for-3 as he burst through the line and rambled 80 yards for his third touchdown of the night in as many carries midway through the third quarter. He would end the night with a career-high 179 yards on only five carries for an average of 35.8 yards per attempt.

Meanwhile, the SDSU defense continued to put the clamps on Southeastern Louisiana, limiting the Lions to less than 100 yards of offense in each half. The Jackrabbits got first-half interceptions from Colby Huerter and Steven Arrell while racking up four sacks and 11 tackles for loss.

Huerter, Graham Spalding and Adam Bock each registered seven tackles, with redshirt freshman Nick Wells tallying a pair of tackles for loss. The Jackrabbits held SLU to 2-for-16 on third-down attempts.

SDSU extended its lead to 34-0 on a 14-yard touchdown run by Amar Johnson and closed out the scoring with a 1-yard scoring plunge by backup quarterback Chase Mason in the fourth quarter. Johnson's TD ended a six-play, 87-yard scoring drive that included a 39-yard by Vorhees on the second play of the drive.

The Jackrabbits finished with 341 yards on the ground and a 417-186 advantage in total offense. Johnson carried 11 times for 65 yards and was the Jackrabbits' leading receiving with three catches for 37 yards.

The Jackrabbit passing attack never got on track in the contest as Mark Gronowski completed 7-of-17 passes for 65 yards with one interception. Mason was 1-of-2 passing for 11 yards.

SLU quarterback Damon Stewart completed 9-of-20 passes for 81 yards. Darius Lewis was the leading pass-catcher with five receptions for 56 yards, with Antonio Martin Jr. pacing the ground game with 14 carries for 36 yards.

K.K. Reno led all players with 10 tackles for the Lions. The shutout was the fourth by the Jackrabbits in Jimmy Rogers' two seasons as head coach.



Kirby Vorhees scored touchdowns on each of his first three carries and ended the night with 179 yards on only five rushing attempts in South Dakota State's 41-0 victory Sept. 21 at Southeastern Louisiana.

SCORE BY QUARTERS	1	2	3	4	FINAL
South Dakota State (3-1)	7	13	14	7	41
Southeastern Louisiana (1-3)	0	0	0	0	0

SCORING SUMMARY	
1st 8:57	SDSU – Dalys Beanum 88 yd punt return (Hunter Dustman kick)
2nd 9:05	SDSU – Kirby Vorhees 20 yd run (Dustman kick)
2nd 00:30	SDSU – Vorhees 22 yd run (team kick attempt failed)
3rd 8:08	SDSU – Vorhees 80 yd run (Dustman kick)
3rd 00:53	SDSU – Amar Johnson 14 yd run (Dustman kick)
4th 4:49	SDSU – Chase Mason 1 yd run (Dustman kick)

TEAM STATISTICS	SDSU	SLU
FIRST DOWNS	18	13
RUSHES-YARDS (NET)	36-341	41-94
PASSING YDS (NET)	76	92
Passes Att-Comp-Int	19-8-1	23-10-2
TOTAL OFFENSE PLAYS-YARDS	55-417	64-186
Punt Returns-Yards	4-118-1	0-0
Kickoff Returns-Yards	0-0	4-80
Interception Returns-Yards	2-62	1-0
Punts (Number-Avg)	5-35.6	7-39.7
Fumbles-Lost	0-0	0-0
Penalties-Yards	4-54	3-12
Possession Time	25:52	34:08
Third-Down Conversions	4 of 9	2 of 16
Fourth-Down Conversions	0 of 0	1 of 2
Red-Zone Scores-Chances	3-4	0-1
Sacks By: Number-Yards	4-32	1-5

RUSHING LEADERS: SDSU - Kirby Vorhees 5-179; Amar Johnson 11-65; Chase Mason 7-56; Mark Gronowski 6-20; Maxwell Woods 3-18; Brenden Begeman 2-6. SLU - Antonio Martin Jr. 14-36; Brandon Hayes 4-28; Harlan Dixon 7-28; Damon Stewart 11-5; Rodeo Graham Jr. 205; Kimon O'Sullivan 1-1. **PASSING LEADERS:** SDSU - Mark Gronowski 7-17-1 65; Chase Mason 1-2-0 11. SLU - Damon Stewart 9-20-2 81; Eli Sawyer 1-3-0 11. **RECEIVING LEADERS:** SDSU - Amar Johnson 3-37; Grahm Goering 2-23; Kentrell Prejean 2-13; Griffin Wilde 1-3. SLU - Darius Lewis 5-56; Ivan Drobocky 2-19; Brandon Hayes 1-9; Errol Rogers Jr. 1-8; Harlan Dixon 1-0. **INTERCEPTIONS:** SDSU - Colby Huerter 1-38; Steven Arrell 1-24. SLU - Donté Daniels 1-0. **SACKS:** SDSU - Kobe Clayborne 1.5-10; Daeton Mcgaughy 1.0-10; Bryce Hawthorne 1.0-7; Levi Vanden Bos 0.5-5. SLU - Ahmad Bradley 0.5-3; Shemar Pearl 0.5-2. **TACKLE LEADERS (UA-A-TOT):** SDSU - Colby Huerter 4-3-7; Graham Spalding 2-5-7; Adam Bock 2-5-7; Daeton Mcgaughy 1-5-6; Caleb Franci 2-3-5. SLU - K.K. Reno 5-5-10; Coryell Pierce 5-3-8; Cornelius Dyson 3-1-4; Donté Daniels 2-2-4; Kaleb Proctor 1-3-4.

#1/1 SDSU 41, #18 NORTHERN IOWA 3

Oct. 5, 2024 • UNI-Dome (Att.: 12,611)

CEDAR FALLS, Iowa — Top-ranked South Dakota State forced four Northern Iowa turnovers, scored on a blocked punt and found balance on offense to cruise past Northern Iowa, 41-3, in the Missouri Valley Football Conference opener for both teams Oct. 5 at the UNI-Dome.

The Jackrabbits improved to 4-1 overall in extending their winning streak against Football Championship Subdivision opponents to 31 games. UNI, which entered the weekend ranked 18th in the coaches' poll and receiving votes in the media poll, dropped to 2-3 overall.

SDSU forced its first turnover on UNI's opening drive of the game as Jarod DePriest jarred the ball loose from Panther running back Tye Edwards and Kobe Clayborne recovered at the Jackrabbit 46. Mark Gronowski connected with Griffin Wilde on a 15-yard pass play to open the ensuing drive and Amar Johnson picked up 25 yards on the ground before Gronowski hooked up with Kentrell Prejean in the left corner of the end zone for a 16-yard touchdown.

After a Steven Arrell interception, a 22-yard field goal by Hunter Dustman on the second play of the second quarter gave SDSU a 10-0 lead and kick-started an avalanche of more big plays.

As UNI lined up to punt near midfield on its first possession of the second quarter, Cullen McShane broke through the protection to block the attempt and Noah Thompson scooped up the loose ball and scored from 49 yards out.

The Jackrabbits then forced their second fumble of the opening half with Max Baloun stripping the ball from quarterback Aidan Dunne and DePriest recovering at the UNI 14. Two plays later, SDSU backup quarterback Chase Mason plunged in from 6 yards for a 24-0 Jackrabbit lead.

UNI put its only points of the game on the board late in the first half with an eight-play, 57-yard drive that ended with a 40-yard field goal by Caden Palmer.

SDSU worked the two-minute drill effectively to close the first half. Amar Johnson caught four passes out of the backfield as part of a nine-play, 41-yard march that culminated with a 41-yard field goal by Dustman.

The Jackrabbits showed no signs of a letdown in the third quarter as they tacked on two more touchdowns. An Adam Bock interception and return deep in UNI territory set up a 6-yard touchdown pass from Gronowski to Graham Goering for the first score.

SDSU's final tally came on a screen pass from Gronowski to Angel Johnson. With the ball at the UNI 34, Johnson caught the middle screen two yards behind the line of scrimmage and weaved his way through traffic and down the left sideline, getting a key block from wide receiver Elijah Ervin for a 66-yard touchdown.

Gronowski ended the day 16-of-22 for 221 yards and three scores. Amar Johnson was the leading pass-catcher with four receptions for 28 yards, with Goering (52 yards) and Wilde (39 yards) adding three catches each.

Overall, SDSU held a 390-246 advantage in total offense with Kirby Vorhees pacing the rushing attack with 45 yards on eight carries late in the contest.

Dunne closed the afternoon with 113 yards on 8-of-15 passing. Matthew Schecklman finished at quarterback for the Panthers, completing 9-of-16 attempts for 67 yards. Sergio Morancy caught a game-high six passes for 73 yards, with Edwards picking up 62 yards on the ground on 12 carries.

DePriest led SDSU with six tackles, including two for loss and a sack. Colby Huerter registered five stops.

J.J. Dervil led all players with eight tackles for UNI.



Steven Arrell's interception in the second quarter was the second of four turnovers forced by the Jackrabbit defense in a 41-3 road drubbing of Northern Iowa.

SCORE BY QUARTERS	1	2	3	4	FINAL
South Dakota State (4-1, 1-0)	7	20	14	0	41
Northern Iowa (2-3, 0-1)	0	3	0	0	3

SCORING SUMMARY

1st	8:43	SDSU – Kentrell Prejean 16 yd pass from Mark Gronowski (Hunter Dustman kick)
2nd	14:53	SDSU – Dustman 22 yd field goal
2nd	9:33	SDSU – Noah Thompson 49 yd blocked punt return (Dustman kick)
2nd	8:16	SDSU – Chase Mason 6 yd run (Dustman kick)
2nd	1:25	UNI – Caden Palmer 40 yd field goal
2nd	00:07	SDSU – Dustman 41 yd field goal
3rd	12:39	SDSU – Graham Goering 7 yd pass from Gronowski (Dustman kick)
3rd	10:08	SDSU – Angel Johnson 66 yd pass from Gronowski (Dustman kick)

TEAM STATISTICS

	SDSU	UNI
FIRST DOWNS	17	16
RUSHES-YARDS (NET)	34-139	33-66
PASSING YDS (NET)	249	180
Passes Att-Comp-Int	26-19-0	31-17-2
TOTAL OFFENSE PLAYS-YARDS	60-388	62-246
Punt Returns-Yards	2-71-1	1-2
Kickoff Returns-Yards	1-15	2-35
Interception Returns-Yards	2-33	0-0
Punts (Number-Avg)	3-48.0	5-32.8
Fumbles-Lost	1-0	3-2
Penalties-Yards	2-15	2-15
Possession Time	30:43	29:17
Third-Down Conversions	5 of 12	3 of 13
Fourth-Down Conversions	1 of 1	2 of 3
Red-Zone Scores-Chances	5-7	0-1
Sacks By: Number-Yards	3-20	0-0

RUSHING LEADERS: SDSU - Kirby Vorhees 8-45; Amar Johnson 10-40; Angel Johnson 6-31; Chase Mason 7-9; Mark Gronowski 2-8; Griffin Wilde 1-6. UNI - Tye Edwards 12-62; Amauri Pesek-Hickson 8-23; Layne Pryor 1-0; Aidan Dunne 4-(-5); Matthew Schecklman 5-(-14). **PASSING LEADERS:** SDSU - Mark Gronowski 16-22-0 221; Chase Mason 3-4-0 28. UNI - Aidan Dunne 8-15-2 113; Matthew Schecklman 9-16-0 67. **RECEIVING LEADERS:** SDSU - Amar Johnson 4-28; Graham Goering 3-52; Griffin Wilde 3-39; Angel Johnson 2-76; Kentrell Prejean 2-17; David Alpers 1-12; Lofton O'Groske 1-9; Brody Gormley 1-7; Kevin Brenner 1-5; Greyton Gannon 1-4. UNI - Sergio Morancy 6-73; J.C. Roque Jr. 5-6; Layne Pryor 3-26; Jaiden Ellis-Lahey 2-24; Desmond Hutson 1-11. **INTERCEPTIONS:** SDSU - Adam Bock 1-23; Steven Arrell 1-10. UNI - none. **SACKS:** SDSU - Max Baloun 1.0-8; Jarod DePriest 1.0-8; Bryce Hawthorne 1.0-4. UNI - none. **TACKLE LEADERS (UA-A-TOT):** SDSU - Jarod DePriest 4-2-6; Colby Huerter 2-3-5; Bryce Hawthorne 1-4-5; Caleb Francl 2-2-4; Matthew Durrance 4-0-4; Adam Bock 2-2-4. UNI - J.J. Dervil 4-4-8; Albert Nunes 2-5-7; Jonathan Cabral-Martin 2-5-7; Jack Kriebs 1-6-7; Carter Hewitt 2-5-7; Ben Belken 2-3-5.

#1/1 SDSU 63, YOUNGSTOWN STATE 13

Oct. 12, 2024 • Dana J. Dykhouse Stadium (Att.: 19,331)

South Dakota State clicked off a number of big plays from start to finish in posting a 63-13 Hobo Day victory over Youngstown State Oct. 12 before a crowd of 19,331 at Dana J. Dykhouse Stadium.

The top-ranked Jackrabbits improved to 5-1 overall and 2-0 in the Missouri Valley Football Conference.

Angel Johnson set the tone by returning the opening kickoff 99 yards for a touchdown. The Viborg native fielded the ball at the 1-yard line on the right hash and cut down the right sideline to out-race the Penguin coverage unit. It marked the third game in a row that SDSU scored a special teams touchdown.

After the Jackrabbit defense forced a three-and-out on YSU's first offensive series, the SDSU offense went to work on an afternoon in which the Jackrabbits would average 13 yards per play.

SDSU needed only four plays to find the end zone on its first offensive possession. Amar Johnson ran for 23 yards on the first play before backup quarterback Chase Mason took a handoff from Mark Gronowski in a two-quarterback system and score from 38 yards out, giving the Jackrabbits a 14-0 lead 3 minutes and 38 seconds into the game.

Youngstown State, 2-5 overall and 1-2 in league play, converted twice on third-and-long plays to get on the board later in the first quarter with a 13-play, 54-yard drive that ended with a 39-yard field goal by Andrew Lastovka.

The Jackrabbits then reeled off the next 21 points, starting with a nine-play touchdown drive late in the first quarter in which all 79 yards came on the ground. Amar Johnson recorded gains of 29, 18 and 13 yards before Gronowski finished off the drive with a 1-yard plunge.

The SDSU lead grew to 35-3 in the second quarter. After Dalys Beanum intercepted a pass and returned it to the YSU 25, Amar Johnson ran for a 5-yard score. Moments later, the Jackrabbits marched 95 yard on nine plays, closing with a 48-yard run up the middle by Mason.

YSU ended a string of 13-plus quarters in which the Jackrabbit defense did not allow a touchdown by answering with a 90-plus-yard drive of its own. Quarterback Beau Brungard connected on passes of 32 yards to Latrell Fordham and 41 yards to Max Tomczak before scoring from 4 yards out.

In the third quarter, the Jackrabbits turned to the air to extend their lead to 49-10 with two more 90-yard touchdown drives. Gronowski hooked up with Grahm Goering on a post route for a 45-yard score midway through the period, then found Griffin Wilde open for a 19-yard touchdown pass one play after Kirby Vorhees broke off a 74-yard run on the first play of the drive.

All three Jackrabbit quarterbacks to take a snap in the game threw a touchdown pass. Mason connected with Marcus Preston on a 4-yard touchdown five minutes into the fourth quarter and Jon Bell tossed his first collegiate touchdown pass later in the final stanza as he hit tight end Davin Stoffel from 14 yards out. Stoffel's first career touchdown reception came after the Penguins muffed the lone SDSU punt of the afternoon, with Aydan Dautermann recovering at the YSU 14.

Mason put the Jackrabbits on the doorstep for the first fourth-quarter touchdown with a 69-yard run as he finished with a team- and career-high high 161 rushing yards on only five carries.

SDSU tallied seven plays of 20 or more yards in the game and finished with a 557-372 advantage in total offense. Of that total, 404 yards came on the ground as Vorhees notched 84 yards on three carries and Amar Johnson ended up with 64 yards on eight attempts.

Gronowski completed 8-of-13 passes for 127 yards and two scores. Wilde led the receiving corps with five catches for 62 yards.

For YSU, Brungard completed 16-of-27 passes for 169 yards and was the Penguins' leading rusher with 59 yards on 11 carries. Tomczak hauled in six receptions for 78 yards.



Backup quarterback Chase Mason rushed for 161 yards and two touchdowns, and threw for another touchdown as the Jackrabbits rolled to a 63-13 Hobo Day victory.

Redshirt freshman linebacker Chase Van Tol led all players with a career-best nine tackles, including two for loss, for the Jackrabbits. Fellow linebackers Graham Spalding, Caleb Francl and Adam Bock registered seven stops each.

SCORE BY QUARTERS	1	2	3	4	FINAL
Youngstown State (2-5, 1-2)	3	7	0	3	13
South Dakota State (5-1, 2-0)	21	14	14	14	63

SCORING SUMMARY

1st	14:47	SDSU	-	Angel Johnson 99 yd kickoff return (Hunter Dustman kick)
1st	11:22	SDSU	-	Chase Mason 38 yd run (Dustman kick)
1st	4:32	YSU	-	Andrew Lastovka 39 yd field goal
1st	00:34	SDSU	-	Mark Gronowski 1 yd run (Dustman kick)
2nd	11:27	SDSU	-	Amar Johnson 5 yd run (Dustman kick)
2nd	2:56	SDSU	-	Mason 48 yd run (Dustman kick)
2nd	00:14	YSU	-	Beau Brungard 4 yd run (Lastovka kick)
3rd	8:12	SDSU	-	Grahm Goering 45 yd pass from Gronowski (Dustman kick)
3rd	00:49	SDSU	-	Griffin Wilde 19 yd pass from Gronowski (Dustman kick)
4th	10:16	SDSU	-	Marcus Preston 4 yd pass from Mason (Jack Stevens kick)
4th	3:08	YSU	-	Lastovka 31 yd field goal
4th	2:02	SDSU	-	Davin Stoffel 14 yd pass from Jon Bell (Stevens kick)

TEAM STATISTICS

	YSU	SDSU
FIRST DOWNS	20	21
RUSHES-YARDS (NET)	43-183	25-404
PASSING YDS (NET)	189	153
Passes Att-Comp-Int	29-18-1	18-11-0
TOTAL OFFENSE PLAYS-YARDS	72-372	43-557
Punt Returns-Yards	1-(-17)	0-0
Kickoff Returns-Yards	3-28	2-114-1
Interception Returns-Yards	0-0	1-50
Punts (Number-Avg)	4-52.2	1-44.0
Fumbles-Lost	2-1	1-0
Penalties-Yards	3-25	1-10
Possession Time	40:14	19:46
Third-Down Conversions	9 of 17	4 of 5
Fourth-Down Conversions	0 of 1	0 of 0
Red-Zone Scores-Chances	2-3	5-5
Sacks By: Number-Yards	0-0	1-9

RUSHING LEADERS: YSU - Beau Brungard 11-59; Tyshon King 9-47; Ethan Wright 10-41; Jaden Gilbert 8-27. SDSU - Chase Mason 5-161; Kirby Vorhees 3-84; Amar Johnson 8-64; Mark Gronowski 5-53; Angel Johnson 3-42. **PASSING LEADERS:** YSU - Beau Brungard 16-27-1 169; Eathan Wright 1-1-0 15; Max Blanc 1-1-0 5. SDSU - Mark Gronowski 8-13-0; Jon Bell 1-3-0; Chase Mason 2-2-0 12. **RECEIVING LEADERS:** YSU - Max Tomczak 6-78; Cyrus Traugh 3-23; Ethan Wright 3-12; Latrell Fordham 2-39. SDSU - Griffin Wilde 5-62; Grahm Goering 2-55; Davin Stoffel 1-14; David Alpers 1-10; Brody Gormley 1-8; Marcus Preston 1-4. **INTERCEPTIONS:** YSU - none. SDSU - Dalys Beanum 1-50. **SACKS:** YSU - none. SDSU - Dawson Ripperda 0.5-5; Logan Green 0.5-4. **TACKLE LEADERS (UA-A-TOT):** YSU - Jaylen Castleberry 5-1-6; Kerion Martin 3-1-4; Devin Johnson 3-0-3; Stephon Hall 2-1-3. SDSU - Chase Van Tol 8-1-9; Graham Spalding 4-3-7; Caleb Francl 4-3-7; Adam Bock 1-6-7; Matthew Durrance 5-1-6; Colby Hueter 2-4-6.

ACTIVE CAREER LEADERS

PASSING

Completions

Mark Gronowski	640
Chase Mason	22
Jon Bell	2

Passing Yards

Mark Gronowski	8,693
Chase Mason	318
Jon Bell	20

Passing Touchdowns

Mark Gronowski	81
Chase Mason	2
Jon Bell	1

RUSHING

Rushing Attempts

Amar Johnson	418
Mark Gronowski	319
Angel Johnson	97
Chase Mason	40
Kirby Vorhees	33
Maxwell Woods	9
Brenden Begeman	5
Jon Bell	3
Grahm Goering	1
Griffin Wilde	1

Rushing Yards

Amar Johnson	2,452
Mark Gronowski	1,522
Angel Johnson	688
Chase Mason	440
Kirby Vorhees	380
Maxwell Woods	79
Brenden Begeman	13
Jon Bell	6
Grahm Goering	6
Griffin Wilde	6

Rushing Touchdowns

Mark Gronowski	30
Amar Johnson	19
Angel Johnson	6
Chase Mason	6
Kirby Vorhees	3

RECEIVING

Receptions

Griffin Wilde	52
Amar Johnson	42
Grahm Goering	29
Angel Johnson	12
Kentrell Prejean	10
Devon Cole Jr.	8
Greyton Gannon	7
Kevin Brenner	4
Mark Gronowski	3
Brody Gormley	3
Davin Stoffel	3
David Alpers	2
Marcus Preston	2
Maxwell Woods	2
Elijah Ervin	1
Chase Mason	1
Lofton O'Groske	1

Receiving Yards

Griffin Wilde	806
Grahm Goering	445
Amar Johnson	397
Angel Johnson	132
Devon Cole Jr.	97
Greyton Gannon	91
Brody Gormley	76
Kentrell Prejean	66
Mark Gronowski	42
Kevin Brenner	29

Marcus Preston	24
David Alpers	22
Davin Stoffel	21
Lofton O'Groske	9
Elijah Ervin	8
Chase Mason	-1

Receiving Touchdowns

Griffin Wilde	10
Grahm Goering	4
Kevin Brenner	1
Greyton Gannon	1
Mark Gronowski	1
Amar Johnson	1
Angel Johnson	1
Kentrell Prejean	1
Marcus Preston	1

DEFENSE

Total Tackles

Adam Bock	387
Graham Spalding	170
Cale Reeder	169
Colby Huerter	110
Dalys Beanum	107
Caleb Francl	89
Tucker Large	81
Daeton Mcgaughy	79
Matthew Durrance	66
Jarod DePriest	60
Steven Arrell	55
Aydan Dautermann	30
Max Baloun	29
Jalen B. Lee	24
Aaron Kusler	23
Cullen McShane	22
Aaron Wolfcale-Holsten	20
Myles Taylor	20
Chase Van Tol	19
Dontay Johnson	17
Zac Wilson	17
Bryce Hawthorne	15
Colby Humphrey	15
Dawson Ripperda	14
Randy Keumogne	13
Kolten Tilford	13
Levi Vanden Bos	13
Kobe Clayborne	12
Joe Ollman	9
Logan Green	7
Noah Thompson	7
Bryce Johnson	6
Blake Peterson	6
Nick Wells	6
Abe Hoskins III	3
Reis Kirschenman	3
Cody Cotton	2
Kytan Fyfe	1
Fernando Lecuona	1
Mac Muller	1

Tackles For Loss

Adam Bock	29.0
Graham Spalding	12.0
Jarod DePriest	9.5
Colby Huerter	9.0
Max Baloun	8.0
Cale Reeder	6.5
Zac Wilson	5.0
Aaron Wolfcale-Holsten	4.5
Caleb Francl	4.5
Daeton Mcgaughy	4.0
Dawson Ripperda	4.0
Levi Vanden Bos	4.0
Dalys Beanum	3.5
Steven Arrell	3.0
Bryce Hawthorne	3.0

Randy Keumogne	3.0
Kobe Clayborne	2.0
Matthew Durrance	2.0
Blake Peterson	2.0
Chase Van Tol	2.0
Nick Wells	2.0
Dontay Johnson	1.5
Logan Green	1.5
Reis Kirschenman	1.5
Tucker Large	1.0
Kolten Tilford	1.0
Aydan Dautermann	0.5
Aaron Kusler	0.5

Sacks

Adam Bock	10.5
Jarod DePriest	7.0
Zac Wilson	4.0
Max Baloun	3.0
Aaron Wolfcale-Holsten	3.0
Bryce Hawthorne	2.0
Dawson Ripperda	2.0
Kobe Clayborne	1.5
Randy Keumogne	1.5
Levi Vanden Bos	1.5
Colby Huerter	1.0
Daeton Mcgaughy	1.0
Cale Reeder	1.0
Graham Spalding	1.0
Logan Green	1.0
Aaron Kusler	0.5

Interceptions

Dalys Beanum	12
Colby Huerter	4
Tucker Large	4
Cale Reeder	4
Steven Arrell	4
Adam Bock	3
Daeton Mcgaughy	3
Graham Spalding	3
Aydan Dautermann	1
Matthew Durrance	1
Caleb Francl	1
Colby Humphrey	1
Kolten Tilford	1

Interception Return Touchdowns

Dalys Beanum	2
Adam Bock	1
Colby Huerter	1
Tucker Large	1

Pass Breakups

Dalys Beanum	19
Tucker Large	11
Cale Reeder	8
Graham Spalding	7
Steven Arrell	6
Adam Bock	6
Aydan Dautermann	5
Caleb Francl	4
Matthew Durrance	3
Colby Huerter	3
Daeton Mcgaughy	3
Myles Taylor	3
Jarod DePriest	2
Colby Humphrey	2
Dontay Johnson	2
Cullen McShane	2
Max Baloun	1
Aaron Kusler	1
Jalen B. Lee	1

Forced Fumbles

Adam Bock	5
Steven Arrell	3
Dalys Beanum	2

Max Baloun	1
Jarod DePriest	1
Kytan Fyfe	1
Logan Green	1
Cullen McShane	1
Cale Reeder	1
Graham Spalding	1

Fumble Recoveries

Caleb Francl	3
Steven Arrell	2
Matthew Durrance	2
Dalys Beanum	1
Adam Bock	1
Kobe Clayborne	1
Aydan Dautermann	1
Jarod DePriest	1
Daeton Mcgaughy	1
Graham Spalding	1

Fumble Recoveries>Returns for TDs

Matthew Durrance	1
------------------	---

Blocked Kicks

Jarod DePriest	2
Dalys Beanum	1
Adam Bock	1
Matthew Durrance	1
Cullen McShane	1

RETURNS

Punt Returns

Tucker Large	21
Dalys Beanum	8
Devon Cole Jr.	2
Matthew Durrance	2
Kevin Brenner	1
Cullen McShane	1
Kentrell Prejean	1
Noah Thompson	*0

*Second half of blocked punt return

Punt Return Yards

Tucker Large	396
Dalys Beanum	124
Matthew Durrance	55
Noah Thompson	49
Devon Cole Jr.	26
Kentrell Prejean	16
Cullen McShane	13

Punt Return Touchdowns

Dalys Beanum	1
Matthew Durrance	1
Tucker Large	1
Noah Thompson	1

Kickoff Returns

Amar Johnson	19
Angel Johnson	9
Kirby Vorhees	3
Kevin Brenner	2
Grahm Goering	2
David Alpers	1
Kolten Tilford	1
Maxwell Woods	1

Kickoff Return Yards

Amar Johnson	401
Angel Johnson	251
Kevin Brenner	33
Grahm Goering	26
Kirby Vorhees	23
Maxwell Woods	19
David Alpers	6
Kolten Tilford	-12

Kickoff Return Touchdowns

Angel Johnson	1
---------------	---

SCORING

Total Points

Hunter Dustman	285
Mark Gronowski	188
Amar Johnson	120
Griffin Wilde	60
Angel Johnson	48
Chase Mason	36
Grahm Goering	24
Dalys Beanum	18
Kirby Vorhees	18
Matthew Durrance	12
Tucker Large	12
Adam Bock	8
Kevin Brenner	6
Greyton Gannon	6
Colby Huerter	6
Gus Miller	6
Kentrell Prejean	6
Marcus Preston	6
Davin Stoffel	6
Noah Thompson	6
Jack Stevens	2

Total Touchdowns

Mark Gronowski	31
Amar Johnson	20
Griffin Wilde	10
Angel Johnson	8
Chase Mason	6
Grahm Goering	4
Dalys Beanum	3
Kirby Vorhees	3
Matthew Durrance	2
Tucker Large	2
Adam Bock	1
Kevin Brenner	1
Greyton Gannon	1
Colby Huerter	1
Gus Miller	1
Kentrell Prejean	1
Marcus Preston	1
Davin Stoffel	1
Noah Thompson	1

Field Goals

Hunter Dustman	43
----------------	----

Extra Points

Hunter Dustman	157
Jack Stevens	2

2-Point Conversions

Mark Gronowski	1
----------------	---

Defensive Extra Points

Adam Bock	1
-----------	---

QUARTERBACKS



5-JON BELL
6-3, 195, Jr.
Naperville, Illinois • Naperville North H.S.
SINGLE-GAME CAREER HIGHS
 Completions: 1, vs. Western Oregon, 8-31-2023, and vs. Youngstown State, 10-12-2024
 Passing Attempts: 4, vs. Western Oregon, 8-31-2023
 Passing Yards: 14, vs. Youngstown State, 10-12-2024
 Long Pass: 14 yards (for TD), to Davin Stoffel, vs. Youngstown State, 10-12-2024
 Touchdown Passes: 1, vs. Youngstown State, 10-12-2024
 Rushing Attempts: 2, vs. Western Oregon, 8-31-2023
 Rushing Yards: 13, vs. Western Oregon, 8-31-2023
 Long Rush: 11 yards, vs. Western Oregon, 8-31-2023




11-MARK GRONOWSKI
6-3, 230, Sr.
Naperville, Illinois • Neuqua Valley H.S.
SINGLE-GAME CAREER HIGHS
 Completions: 22, at Missouri State, 9-24-2022, and vs. Indiana State, 10-29-2022
 Passing Attempts: 36, at Oklahoma State, 8-31-2024
 Passing Yards: 323, vs. Missouri State, 11-18-2023
 Long Pass: 76 yards (for TD) to Jaxon Janke, at North Dakota, 2-27-2021
 Touchdown Passes: 5, vs. Drake, 9-16-2023
 Interceptions: 2, three times (last: vs. Augustana, 9-14-2024)
 Rushing Attempts: 16, at North Dakota State, 4-17-2021
 Rushing Yards: 142, vs. Southern Illinois, 5-2-2021
 Long Rush: 80 yards (for TD), vs. Western Illinois, 3-6-2021
 Rushing Touchdowns: 2, five times (last: vs. Augustana, 9-14-24)
 Receptions: 1, three times (last: at Illinois State, 10-7-2023)
 Receiving Yards: 24, vs. Delaware, 5-8-2021
 Long Reception: 24 yards (for TD), vs. Delaware, 5-8-2021
 Receiving Touchdowns: 1, vs. Delaware, 5-8-2021



7-CHASE MASON
6-4, 230, Jr.
Hurley, South Dakota • Viborg-Hurley H.S./ Nebraska
SINGLE-GAME CAREER HIGHS
 Completions: 5, vs. Western Oregon, 8-31-2023
 Passing Attempts: 9, vs. Western Oregon, 8-31-2023
 Passing Yards: 71, vs. UAlbany, 12-15-2023
 Long Pass: 71 yards (for TD), to Griffin Wilde, vs. UAlbany, 12-15-2023
 Touchdown Passes: 1, vs. UAlbany, 12-15-2023, and vs. Youngstown State, 10-12-2024
 Rushing Attempts: 7, at Northern Iowa, 10-5-2024
 Rushing Yards: 161, vs. Youngstown State, 10-12-2024
 Long Rush: 69 yards (for TD), vs. Drake, 9-16-2023, and vs. Youngstown State, 10-12-2024
 Rushing Touchdowns: 2, vs. Youngstown State, 10-12-2024

Note: 1 reception for minus-1 yard versus Incarnate Word, 9-7-2024


RUNNING BACKS



24-BRENDEEN BEGEMAN
6-2, 220, R-Fr.
Selby, South Dakota • Selby Area H.S.
SINGLE-GAME CAREER HIGHS
 Rushing Attempts: 2, vs. Incarnate Word, 9-7-2024, and at Southeastern Louisiana, 9-21-2024
 Rushing Yards: 7, vs. Incarnate Word, 9-7-2024
 Long Rush: 7 yards, vs. Incarnate Word, 9-7-2024
 Rushing Touchdowns: N/A



3-AMAR JOHNSON
5-10, 205, Sr.
O'Fallon, Missouri • Chaminade College Prep
SINGLE-GAME CAREER HIGHS
 Rushing Attempts: 19, vs. Incarnate Word, 9-7-2024
 Rushing Yards: 126, vs. North Dakota State, 1-8-2023, and vs. Augustana, 9-14-2024
 Long Rush: 55 yards, vs. North Dakota State, 1-8-2023
 Rushing Touchdowns: 2, at South Dakota, 10-28-2023, and vs. Incarnate Word, 9-7-2024
 Receptions: 4, at Northern Iowa, 10-5-2024
 Receiving Yards: 37, at Southeastern Louisiana, 9-21-2024
 Long Reception: 34 yards, at Indiana State, 9-25-2021
 Receiving Touchdowns: 1, vs. Montana State, 12-17-2022
 Total Touchdowns: 2, three times (last: vs. Incarnate Word, 9-7-2024)
 Kickoff Returns: 3, vs. Missouri State, 11-18-2023
 Kickoff Return Yards: 73, vs. Drake, 9-16-2023
 Long Kickoff Return: 51 yards, vs. Drake, 9-16-2023
 All-Purpose Yards: 142, vs. Drake, 9-16-2023



21-ANGEL JOHNSON
5-9, 195, Jr.
Viborg, South Dakota • Viborg-Hurley H.S.
SINGLE-GAME CAREER HIGHS
 Rushing Attempts: 10, vs. Western Oregon, 8-31-2023
 Rushing Yards: 90, vs. Drake, 9-16-2023
 Long Rush: 80 yards (for TD), vs. Mercer, 12-2-2023
 Rushing Touchdowns: 2, vs. Drake, 9-16-2023
 Receptions: 2, at Oklahoma State, 8-31-2024, and at Northern Iowa, 10-5-2024
 Receiving Yards: 76, at Northern Iowa, 10-5-2024
 Long Reception: 66 yards (for TD), at Northern Iowa, 10-5-2024
 Kickoff Returns: 4, at Oklahoma State, 8-31-2024
 Kickoff Return Yards: 114, vs. Youngstown State, 10-12-2024
 Long Kick Return: 99 yards (for TD), vs. Youngstown State, 10-12-2024
 All-Purpose Yards: 156, vs. Youngstown State, 10-12-2024

RUNNING BACKS (cont.)



20-KIRBY VORHEES
5-11, 205, R-Fr.
Lutz, Florida • Steinbrenner H.S.
SINGLE-GAME CAREER HIGHS
 Rushing Attempts: 8, at Northern Iowa, 10-5-2024
 Rushing Yards: 179, at Southeastern Louisiana, 9-21-2024
 Long Rush: 80 yards (for TD), at Southeastern Louisiana, 9-21-2024
 Rushing Touchdowns: 3, at Southeastern Louisiana, 9-21-2024
 Kickoff Returns: 2, vs. Incarnate Word, 9-7-2024
 Long Kickoff Return: 5 yards, vs. Incarnate Word, 9-7-2024
 All-Purpose Yards: 179, at Southeastern Louisiana, 9-21-2024



34-MAXWELL WOODS
5-10, 185, Fr.
Carver, Minnesota • Chanhassen H.S.
SINGLE-GAME CAREER HIGHS
 Rushing Attempts: 6, vs. Augustana, 9-14-2024
 Rushing Yards: 61, vs. Augustana, 9-14-2024
 Long Rush: 44 yards, vs. Augustana, 9-14-2024
 Receptions: 2, vs. Augustana, 9-14-2024
 Receiving Yards: 9, vs. Augustana, 9-14-2024
 Long Reception: 9 yards, vs. Augustana, 9-14-2024
 Kickoff Returns: 1, vs. Augustana, 9-14-2024
 Kickoff Return Yards: 19, vs. Augustana, 9-14-2024
 Long Kickoff Return: 19 yards, vs. Augustana, 9-14-2024
 All-Purpose Yards: 89, vs. Augustana, 9-14-2024


WIDE RECEIVERS



15-DEVON COLE JR.
5-10, 185, Sr.
Clermont, Florida • Lake Minneola H.S.
SINGLE-GAME CAREER HIGHS
 Receptions: 2, vs. Western Oregon, 8-31-2023
 Receiving Yards: 32, vs. Mercer, 12-2-2023
 Long Reception: 32 yards, vs. Mercer, 12-2-2023
 Receiving Touchdowns: N/A
 Punt Returns: 1, at Youngstown State, 10-30-2021, and vs. Drake, 9-16-2023
 Long Punt Return: 24 yards, vs. Drake, 9-16-2023



6-ELIJAH ERVIN
6-1, 195, Jr.
Phoenix, Arizona • Desert Vista H.S./Snow College
SINGLE-GAME CAREER HIGHS
 Receptions: 1, vs. Augustana, 9-14-2024
 Receiving Yards: 8, vs. Augustana, 9-14-2024
 Long Reception: 8 yards, vs. Augustana, 9-14-2024
 Receiving Touchdowns: N/A



12-GRAHM GOERING
6-2, 200, Jr.
Iowa City, Iowa • Iowa City West H.S.
SINGLE-GAME CAREER HIGHS
 Receptions: 4, at Oklahoma State, 8-31-2024
 Receiving Yards: 69, at Oklahoma State, 8-31-2024
 Long Reception: 45 yards (for TD), vs. Youngstown State, 10-12-2024
 Receiving Touchdowns: 1, four times (last: vs. Youngstown State, 10-12-2024)
 Kickoff Returns: 1, vs. Western Oregon, 8-31-2023, and vs. Villanova, 12-9-2023
 Long Kickoff Return: 30 yards, vs. Western Oregon, 8-31-2023



4-KENTRELL PREJEAN
5-8, 160, R-Fr.
Lafayette, Louisiana • Tuerlings Catholic H.S.
SINGLE-GAME CAREER HIGHS
 Receptions: 3, vs. Augustana, 9-14-2024
 Receiving Yards: 20, vs. Augustana, 9-14-2024
 Long Reception: 16 yards (for TD), at Northern Iowa, 10-5-2024
 Receiving Touchdowns: 1, at Northern Iowa, 10-5-2024
 Punt Returns: 1, at Southeastern Louisiana, 9-21-2024
 Punt Return Yards: 16, at Southeastern Louisiana, 9-21-2024
 Long Punt Return: 16 yards, at Southeastern Louisiana, 9-21-2024
 All-Purpose Yards: 29, at Southeastern Louisiana, 9-21-2024



80-LOFTON O'GROSKE
6-2, 200, Fr.
Coon Rapids, Minnesota • Coon Rapids H.S.
SINGLE-GAME CAREER HIGHS
 Receptions: 1, at Northern Iowa, 10-5-2024
 Receiving Yards: 9, at Northern Iowa, 10-5-2024
 Long Reception: 9 yards, at Northern Iowa, 10-5-2024
 Receiving Touchdowns: N/A



2-MARCUS PRESTON
6-2, 200, Sr.
Lawrence, Kansas • Free State H.S./North Dakota
SINGLE-GAME CAREER HIGHS
 Receptions: 1, vs. Drake, 9-16-2023, and vs. Youngstown State, 10-12-2024
 Receiving Yards: 20, vs. Drake, 9-16-2023
 Long Reception: 20 yards, vs. Drake, 9-16-2023
 Receiving Touchdowns: 1, vs. Youngstown State, 10-12-2024

CAREER HIGHS – OFFENSE

WIDE RECEIVERS (cont.)



18-GRIFFIN WILDE

6-2, 200, So.

Sioux Falls, South Dakota • Jefferson H.S.

SINGLE-GAME CAREER HIGHS

Receptions: 10, vs. Incarnate Word, 9-7-2024
Receiving Yards: 150, at Oklahoma State, 8-31-2024
Long Reception: 71 yards (for TD), vs. UAlbany, 12-15-2023
Receiving Touchdowns: 2, vs. Incarnate Word, 9-7-2024
Kickoff Returns: 1, three times (last: vs. Villanova, 12-9-2023)
Long Kick Return: 40 yards, at Youngstown St., 11-11-2023
All-Purpose Yards: 150, at Oklahoma State, 8-31-2024

TIGHT ENDS



83-DAVID ALPERS

6-6, 240, So.

Sioux Falls, South Dakota • O’Gorman H.S.

SINGLE-GAME CAREER HIGHS

Receptions: 1, at Northern Iowa, 10-5-2024, and vs. Youngstown State, 10-12-2024
Receiving Yards: 12, at Northern Iowa, 10-5-2024
Long Reception: 12 yards, at Northern Iowa, 10-5-2024
Receiving Touchdowns: N/A



44-KEVIN BRENNER

6-3, 240, Sr.

Silver Lake, Wisconsin • Wilmot Union H.S.

SINGLE-GAME OFFENSIVE CAREER HIGHS

Receptions: 1, four times (last: at Northern Iowa, 10-5-2024)
Receiving Yards: 15, at Youngstown State, 11-11-2023
Long Reception: 15 yards, at Youngstown State, 11-11-2023
Receiving Touchdowns: 1, vs. Drake, 9-16-2023
Long Kickoff Return: 14 yards, vs. UAlbany, 12-15-2023
SINGLE-GAME DEFENSIVE CAREER HIGHS
Solo Tackles: 2, three times (last: vs. Montana, 1-7-2024)
Assisted Tackles: 2, vs. UC Davis, 9-10-2022
Total Tackles: 4, vs. UC Davis, 9-10-2022
Tackles for Loss: 1.0, at Colorado State, 9-3-2021, and vs. Lindenwood, 9-11-2021




88-GREYTON GANNON

6-4, 235, So.

Eagle, Wisconsin • Mukwonago H.S.

SINGLE-GAME CAREER HIGHS

Receptions: 2, at Oklahoma State, 8-31-2024, and vs. Incarnate Word, 9-7-2024
Receiving Yards: 47, vs. Incarnate Word, 9-7-2024
Long Reception: 41 yards (for TD), vs. Incarnate Word, 9-7-2024
Receiving Touchdowns: 1, vs. Incarnate Word, 9-7-2024



88-BRODY GORMLEY

6-7, 245, So.

Wichita, Kansas • Seaman H.S.

SINGLE-GAME CAREER HIGHS

Receptions: 1, three times (last: vs. Youngstown State, 10-12-2024)
Receiving Yards: 61, vs. Incarnate Word, 9-7-2024
Long Reception: 61 yards, vs. Incarnate Word, 9-7-2024
Receiving Touchdowns: N/A



87-DAVIN STOFFEL


6-6, 250, R-Fr.

Mosinee, Wisconsin • Mosinee H.S.

SINGLE-GAME CAREER HIGHS

Receptions: 2, at Oklahoma State, 8-31-2024
Receiving Yards: 14, vs. Youngstown State, 10-12-2024
Long Reception: 14 yards (for TD), vs. Youngstown State, 10-12-2024
Receiving Touchdowns: 1, vs. Youngstown State, 10-12-24

SPECIALISTS




10-HUNTER DUSTMAN

6-4, 225, Sr.

East Bethel, Minnesota • St. Francis H.S.

SINGLE-GAME PLACEKICKING CAREER HIGHS

Field Goals Made: 4, vs. North Dakota State, 11-4-2023
Field Goals Attempted: 4, vs. North Dakota State, 11-4-2023
Long Field Goal: 49 yards, at South Dakota, 10-28-2023
Extra Points Made: 10, vs. Drake, 9-16-2023
Extra Points Attempted: 10, vs. Drake, 9-16-2023
Total Points: 15 (4 FG, 3 PAT), vs. North Dakota State, 11-4-2023
SINGLE-GAME PUNTING CAREER HIGHS
Punts: 11, at Iowa, 9-3-2022
Punt Average (Min. 3 Punts): 54.2 yards (on 4 attempts), at Southern Illinois, 10-21-2023
Punts Inside 20: 3, at Sacramento State, 12-4-2021, and vs. South Dakota, 10-8-2022
Long Punt: 62 yards, at Southern Illinois, 10-21-2023




41-MAX PELHAM

6-1, 195, Jr.

Ankeny, Iowa • Ankeny H.S./MSU, Mankato

SINGLE-GAME CAREER HIGHS

Punts: 1, vs. Youngstown State, 10-12-2024
Punt Average (Min. 3 Punts): N/A
Punts Inside 20: 1, vs. Youngstown State, 10-12-2024
Long Punt: 44 yards, vs. Youngstown State, 10-12-2024



99-JACK STEVENS


6-0, 160, Fr.

North Augusta, S.C. • North Augusta H.S.

SINGLE-GAME CAREER HIGHS

Field Goals Made: N/A
Extra Points Made: 2, vs. Youngstown State, 10-12-2024
Extra Points Attempted: 2, vs. Youngstown State, 10-12-24
Total Points: 2, vs. Youngstown State, 10-12-2024


DEFENSIVE ENDS



90-RANDY KEUMOGNE
6-2, 240, Sr.
Oakdale, Minnesota • Tartan H.S.
SINGLE-GAME CAREER HIGHS
 Solo Tackles: 1, five times (last: vs. Youngstown State, 10-12-2024)
 Assisted Tackles: 2, at Southeastern Louisiana, 9-21-2024
 Total Tackles: 2, at Southeastern Louisiana, 9-21-2024, and vs. Youngstown State, 10-12-2024
 Tackles for Loss: 1.0, at North Dakota State, 4-17-2021, and vs. Youngstown State, 10-12-2024
 Sacks: 1.0, at North Dakota State, 4-17-2021



97-REIS KIRSCHENMAN
6-4, 245, R-Fr.
Tea, South Dakota • Tea Area H.S.
SINGLE-GAME CAREER HIGHS
 Solo Tackles: 1, vs. Augustana, 9-14-2024
 Assisted Tackles: 1, at Oklahoma State, 8-31-2024, and vs. Augustana, 9-14-2024
 Total Tackles: 2, vs. Augustana, 9-14-2024
 Tackles for Loss: 1.0, vs. Augustana, 9-14-2024



56-FERNANDO LECUONA
6-2, 240, Fr.
Omaha, Nebraska • Millard South H.S.
SINGLE-GAME CAREER HIGHS
 Solo Tackles: 1, at Northern Iowa, 10-5-2024
 Assisted Tackles: N/A
 Total Tackles: 1, at Northern Iowa, 10-5-2024
 Tackles for Loss: N/A




8-BLAKE PETERSON
6-4, 255, Grad.
Beresford, South Dakota • Beresford H.S./ Iowa State
SINGLE-GAME CAREER HIGHS
 Solo Tackles: 2, vs. Western Oregon, 8-31-2023
 Assisted Tackles: 1, three times (last: vs. Northern Iowa, 10-14-2023)
 Total Tackles: 3, vs. Western Oregon, 8-31-2023
 Tackles for Loss: 1.0, vs. Northern Iowa, 10-14-2023



99-DAWSON RIPPERDA
6-4, 245, So.
Larchwood, Iowa • West Lyon H.S./ Northern Illinois
SINGLE-GAME CAREER HIGHS
 Solo Tackles: 2, vs. Augustana, 9-14-2024
 Assisted Tackles: 2, three times (last: vs. Youngstown State, 10-12-2024)
 Total Tackles: 4, vs. Augustana, 9-14-2024
 Tackles for Loss: 1.5, vs. Augustana, 9-14-2024
 Sacks: 1.5, vs. Augustana, 9-14-2024



57-LEVI VANDEN BOS
6-3, 250, Jr.
Rock Valley, Iowa • Western Christian H.S.
SINGLE-GAME CAREER HIGHS
 Solo Tackles: 1, six times (last: vs. Augustana, 9-14-2024)
 Assisted Tackles: 3, at Southeastern Louisiana, 9-21-2024
 Total Tackles: 3, at Southeastern Louisiana, 9-21-2024
 Tackles for Loss: 1.0, four times (last: at Southeastern Louisiana, 9-21-2024)
 Sacks: 1.0, vs. Dixie State, 10-2-2021



50-NICK WELLS
6-4, 260, R-Fr.
Sioux City, Iowa • East H.S.
SINGLE-GAME CAREER HIGHS
 Solo Tackles: 1, at Southeastern Louisiana, 9-21-2024
 Assisted Tackles: 3, at Northern Iowa, 10-5-2024
 Total Tackles: 3, at Southeastern Louisiana, 9-21-2024, and at Northern Iowa, 10-5-2024
 Tackles for Loss: 2.0, at Southeastern Louisiana, 9-21-2024




95-ZAC WILSON
6-4, 245, Sr.
Chipley, Florida • Chipley H.S.
SINGLE-GAME CAREER HIGHS
 Solo Tackles: 1, six times (last: vs. Incarnate Word, 9-7-2024)
 Assisted Tackles: 2, vs. Villanova, 12-9-2023
 Total Tackles: 2, three times (last: vs. Villanova, 12-9-2023)
 Tackles for Loss: 1.0, three times (last: vs. Mercer, 12-2-2023)
 Sacks: 1.0, four times (last: vs. Incarnate Word, 9-7-2024)

DEFENSIVE TACKLES



93-MAX BALOUN
6-6, 285, Sr.
Redfield, South Dakota • Redfield H.S.
SINGLE-GAME CAREER HIGHS
 Solo Tackles: 2, vs. Montana State, 9-9-2023, and vs. Incarnate Word, 9-7-2024
 Assisted Tackles: 2, four times (last: vs. Youngstown State, 10-12-2024)
 Total Tackles: 3, vs. Montana State, 9-9-2023
 Tackles for Loss: 1.0, seven times (last: at Northern Iowa, 10-5-2024)
 Sacks: 1.0, three times (last: at Northern Iowa, 10-5-2024)
 Pass Breakups: 1, vs. Butler, 9-17-2022
 Forced Fumbles: 1, at Northern Iowa, 10-5-2024

DEFENSIVE TACKLES (cont.)



94-KOBE CLAYBORNE
6-0, 275, Jr.
Sioux City, Iowa • Bishop Heelan H.S./
Northwest Missouri State
SINGLE-GAME CAREER HIGHS
 Solo Tackles: 4, vs. Augustana, 9-14-2024
 Assisted Tackles: 2, at Oklahoma State, 8-31-2024, and
 at Southeastern Louisiana, 9-21-2024
 Total Tackles: 5, vs. Augustana, 9-14-2024
 Tackles for Loss: 1.5, at Southeastern Louisiana,
 9-21-2024
 Sacks: 1.5, at Southeastern Louisiana, 9-21-2024
 Fumble Recoveries: 1, at Northern Iowa, 10-5-2024



52-JAROD DePRIEST
6-5, 285, Sr.
Trivoli, Illinois • Farmington Central H.S.
SINGLE-GAME CAREER HIGHS
 Solo Tackles: 4, at Northern Iowa, 10-5-2024
 Assisted Tackles: 3, three times (last: vs. North Dakota
 State, 11-4-2023)
 Total Tackles: 6, at Northern Iowa, 10-5-2024
 Tackles for Loss: 2.0, at Northern Iowa, 10-5-2024
 Sacks: 1.0, five times (last: at Northern Iowa, 10-5-2024)
 Blocked Kicks: 1, vs. UC Davis, 9-10-2022, and vs. North
 Dakota State, 11-4-2023
 Pass Breakups: 1, at Youngstown State, 11-11-2023, and
 vs. Mercer, 12-2-2023
 Forced Fumbles: 1, at Northern Iowa, 10-5-2024
 Fumble Recoveries: 1, at Northern Iowa, 10-5-2024



51-LOGAN GREEN
6-4, 290, So.
Northboro, Iowa • Clarinda H.S.
SINGLE-GAME CAREER HIGHS
 Solo Tackles: 1, three times (last: vs. Incarnate Word,
 9-7-2024)
 Assisted Tackles: 2, vs. Incarnate Word, 9-7-2024
 Total Tackles: 3, vs. Incarnate Word, 9-7-2024
 Tackles for Loss: 1.0, vs. Northern Iowa, 10-14-2023
 Forced Fumbles: 1, vs. Northern Iowa, 10-14-2023



96-BRYCE HAWTHORNE
6-3, 285, R-Fr.
Osseo, Minnesota • Osseo H.S.
SINGLE-GAME CAREER HIGHS
 Solo Tackles: 2, vs. Western Oregon, 8-31-2023, and vs.
 Drake, 9-16-2023
 Assisted Tackles: 4, at Northern Iowa, 10-5-2024
 Total Tackles: 5, at Northern Iowa, 10-5-2024
 Tackles for Loss: 1.0, three times (last: at Northern Iowa,
 10-5-2024)
 Sacks: 1.0, at Southeastern Louisiana, 9-21-2024, and at
 Northern Iowa, 10-5-2024



55-AARON WOLFCAL-HOLSTEN
6-2, 285, Jr.
Gilbert, Arizona • Williams Field H.S.
SINGLE-GAME CAREER HIGHS
 Solo Tackles: 2, vs. Butler, 9-17-2022
 Assisted Tackles: 2, vs. Indiana State, 10-29-2022
 Total Tackles: 2, six times (last: at Northern Iowa,
 10-5-2024)
 Tackles for Loss: 1.0, three times (last: vs. Augustana,
 9-14-2024)
 Sacks: 1.0, three times (last: vs. Augustana, 9-14-2024)
 Fumble Recoveries: 1, vs. Butler, 9-17-2022

LINEBACKERS



32-ADAM BOCK
6-1, 225, Sr.
Solon, Iowa • Solon H.S.
SINGLE-GAME CAREER HIGHS
 Solo Tackles: 11, at South Dakota, 11-13-2021
 Assisted Tackles: 10, at Indiana State, 9-25-2021
 Total Tackles: 17, vs. Southern Illinois, 10-9-2021
 Tackles for Loss: 3.0, vs. Incarnate Word, 9-7-2024
 Sacks: 2.0, vs. South Dakota, 10-8-2022
 Forced Fumbles: 1, three times (last: at Iowa, 9-3-2022)
 Fumble Recoveries: 1, at Iowa, 9-3-2022
 Interceptions: 1, three times (last: at Northern Iowa,
 10-5-2024)
 Long Interception Return: 39 yards (for TD), vs. UC
 Davis, 11-27-2021
 Pass Breakups: 2, at Colorado State, 9-3-2021
 Blocked Kicks: 1, at Youngstown State, 10-30-2021
 Defensive Extra Points: 1, at Youngstown State, 10-30-2021



9-CALEB FRANCL
6-1, 195, Sr.
Grand Island, Nebraska • Grand Island H.S.
SINGLE-GAME CAREER HIGHS
 Solo Tackles: 5, vs. Northern Iowa, 10-23-2021
 Assisted Tackles: 5, at Oklahoma State, 8-31-2024
 Total Tackles: 8, at Oklahoma State, 8-31-2024
 Tackles for Loss: 2.0, vs. Long Island, 9-7-2019
 Fumble Recoveries: 1, three times (last: vs. Northern
 Iowa, 10-14-2023)
 Interceptions: 1, at Iowa, 9-3-2022
 Pass Breakups: 1, four times (last: at Southeastern
 Louisiana, 9-21-2024)



47-KYTAN FYFE
6-2, 210, So.
Grand Island, Nebraska • Grand Island H.S.
SINGLE-GAME CAREER HIGHS
 Solo Tackles: 1, vs. Youngstown State, 10-12-2024
 Assisted Tackles: N/A
 Total Tackles: 1, vs. Youngstown State, 10-12-2024
 Forced Fumbles: 1, vs. Youngstown State, 10-12-2024

CAREER HIGHS — DEFENSE

LINEBACKERS (cont.)



33-BRYCE JOHNSON

6-3, 215, So.

Parker, Colorado • Lutheran H.S.

SINGLE-GAME CAREER HIGHS

Solo Tackles: 1, three times (last: vs. Youngstown State, 10-12-2024)

Assisted Tackles: 1, at Southeastern Louisiana, 9-21-2024, and vs. Youngstown State, 10-12-2024
Total Tackles: 2, vs. Youngstown State, 10-12-2024



40-AARON KUSLER

6-3, 230, Sr.

Sioux Falls, South Dakota • Roosevelt H.S.

SINGLE-GAME CAREER HIGHS

Solo Tackles: 2, at Indiana State, 9-25-2021, and vs. Western Oregon, 8-31-2023

Assisted Tackles: 3, vs. Mercer, 12-2-2023
Total Tackles: 3, vs. Lindenwood, 9-11-2021, and vs. Mercer, 12-2-2023
Tackles for Loss: 0.5, vs. Mercer, 12-2-2023
Sacks: 0.5, vs. Mercer, 12-2-2023



0-DAETON McGAUGHY

6-0, 205, Sr.

Elwood, Kansas • Lafayette H.S.

SINGLE-GAME CAREER HIGHS

Solo Tackles: 8, vs. Drake, 9-16-2023
Assisted Tackles: 5, at Southeastern Louisiana, 9-21-2024
Total Tackles: 9, vs. Drake, 9-16-2023
Tackles for Loss: 1.0, four times (last: vs. Youngstown State, 10-12-2024)
Sacks: 1.0, at Southeastern Louisiana, 9-21-2024
Interceptions: 1, three times (last: vs. UC Davis, 9-10-2022)
Pass Breakups: 1, three times (last: at Southeastern Louisiana, 9-21-2024)
Fumble Recoveries: 1, vs. Western Illinois, 10-1-2022



5-CULLEN McSHANE

6-2, 230, So.

Marquette, Iowa • MFL MarMac H.S.

SINGLE-GAME CAREER HIGHS

Solo Tackles: 3, vs. Drake, 9-16-2023
Assisted Tackles: 2, three times (last: vs. UAlbany, 12-15-2023)
Total Tackles: 5, vs. Drake, 9-16-2023
Tackles for Loss: N/A
Pass Breakups: 1, at Northern Iowa, 10-5-2024
Forced Fumbles: 1, at Illinois State, 10-7-2023
Blocked Kicks: 1, vs. Augustana, 9-14-2024, and at Northern Iowa, 10-5-2024



11-JOE OLLMAN

6-1, 225, So.

Mequon, Wisconsin • Homestead H.S.

SINGLE-GAME CAREER HIGHS

Solo Tackles: 1, three times (last: at Northern Iowa, 10-5-2024)
Assisted Tackles: 2, at Southeastern Louisiana, 9-21-2024
Total Tackles: 2, at Southeastern Louisiana, 9-21-2024, and at Northern Iowa, 10-5-2024
Tackles for Loss: N/A



29-GRAHAM SPALDING

6-2, 215, Sr.

Oviedo, Florida • Lake Howell H.S.

SINGLE-GAME CAREER HIGHS

Solo Tackles: 4, eight times (last: vs. Youngstown State, 10-12-2024)
Assisted Tackles: 8, vs. Northern Iowa, 10-23-2021
Total Tackles: 12, vs. Northern Iowa, 10-23-2021
Tackles for Loss: 2.5, vs. Northern Iowa, 10-23-2021
Sacks: 1.0, at Colorado State, 9-3-2021
Forced Fumbles: 1, at Southern Illinois, 3-20-2021
Fumble Recoveries: 1, vs. Indiana State, 10-29-2021
Interceptions: 1, three times (last: vs. North Dakota State, 11-4-2023)
Pass Breakups: 2, at Southeastern Louisiana, 9-21-2024
Blocked Kicks: 1, at Northern Iowa, 2-19-2021



28-CHASE VAN TOL

6-1, 200, R-Fr.

Tea, South Dakota • Tea Area H.S.

SINGLE-GAME CAREER HIGHS

Solo Tackles: 8, vs. Youngstown State, 10-12-2024
Assisted Tackles: 2, three times (last: at Northern Iowa, 10-5-2024)
Total Tackles: 9, vs. Youngstown State, 10-12-2024
Tackles for Loss: 2.0, vs. Youngstown State, 10-12-2024

CORNERBACKS



4-STEVEN ARRELL

6-3, 200, Sr.

Brooklyn Park, Minnesota • Osseo H.S.

SINGLE-GAME CAREER HIGHS

Solo Tackles: 4, vs. Dixie State, 10-2-2021
Assisted Tackles: 3, vs. Dixie State, 10-2-2021
Total Tackles: 7, vs. Dixie State, 10-2-2021
Tackles for Loss: 1.0, three times (last: at Missouri State, 9-24-2022)
Interceptions: 1, three times (last: at Northern Iowa, 10-5-2024)
Long Interception Return: 24 yards, at Southeastern Louisiana, 9-21-2024
Pass Breakups: 1, six times (last: vs. North Dakota State, 1-8-2023)
Forced Fumbles: 1, three times (last: vs. Northern Iowa, 10-14-2023)
Fumble Recoveries: 1, vs. Butler, 9-17-2022

CORNERBACKS (cont.)



7-DALYS BEANUM
6-1, 200, Sr.
Omaha, Nebraska • Millard West H.S.

SINGLE-GAME CAREER HIGHS
 Solo Tackles: 6, vs. Holy Cross, 12-10-2022
 Assisted Tackles: 4, at Oklahoma State, 8-31-2024
 Total Tackles: 8, vs. Holy Cross, 12-10-2022
 Tackles for Loss: 1.0, at Western Illinois, 10-16-2021
 Forced Fumbles: 1, at Villanova, 12-11-2021, and vs. Incarnate Word, 9-7-2024
 Interceptions: 3, vs. UC Davis, 11-27-2021
 Interception Return Yards: 60, vs. UC Davis, 11-27-2021
 Long Interception Return: 59 yards (for TD), vs. UC Davis, 11-27-2021
 Pass Breakups: 2, three times (last: at South Dakota, 10-28-2023)
 Blocked Kicks: 1, vs. South Dakota, 10-8-2022
 Punt Returns: 3, at Southeastern Louisiana, 9-21-2024
 Punt Return Yards: 102, at Southeastern Louisiana, 9-21-2024
 Long Punt Return: 88 yards (for TD), at Southeastern Louisiana, 9-21-2024



30-CODY COTTON
6-0, 170, Jr.
Pleasant Prairie, Wisconsin • Union Grove H.S./Upper Iowa

SINGLE-GAME CAREER HIGHS
 Solo Tackles: 1, vs. Drake, 9-16-2023
 Assisted Tackles: 1, vs. Montana State, 9-9-2023
 Total Tackles: 1, vs. Montana State, 9-9-2023, and vs. Drake, 9-16-2023




13-AYDAN DAUTERMANN
6-0, 185, Jr.
Hartford, Wisconsin • Slinger H.S.

SINGLE-GAME CAREER HIGHS
 Solo Tackles: 2, vs. Butler, 9-17-2022
 Assisted Tackles: 1, six times (last: at Southeastern Louisiana, 9-21-2024)
 Total Tackles: 3, vs. Butler, 9-17-2022
 Tackles for Loss: 0.5, at Oklahoma State, 8-31-2024
 Interceptions: 1, vs. Mercer, 12-2-2023
 Pass Breakups: 1, five times (last: at Southeastern Louisiana, 9-21-2024)
 Fumble Recoveries: 1, vs. Youngstown State, 10-12-2024



17-ABE HOSKINS III
6-1, 195, Sr.
Omaha, Nebraska • Omaha Central H.S.

SINGLE-GAME CAREER HIGHS
 Solo Tackles: 2, at Youngstown State, 11-11-2023
 Assisted Tackles: 1, at Southeastern Louisiana, 9-21-2024
 Total Tackles: 2, at Youngstown State, 11-11-2023
 Pass Breakups: N/A



22-COLBY HUMPHREY
5-11, 185, Sr.
Birmingham, Alabama • Desert Vista H.S. (Ariz.)/Northern Arizona

SINGLE-GAME CAREER HIGHS
 Solo Tackles: 6, at Oklahoma State, 8-31-2024
 Assisted Tackles: N/A
 Total Tackles: 6, at Oklahoma State, 8-31-2024
 Interceptions: 1, vs. Augustana, 9-14-2024
 Pass Breakups: 1, at Oklahoma State, 8-31-2024, and vs. Augustana, 9-14-2024



6-JALEN B. LEE
6-0, 200, So.
Wentzville, Missouri • Fort Zumwalt H.S.


SINGLE-GAME CAREER HIGHS
 Solo Tackles: 4, vs. Montana, 1-7-2024
 Assisted Tackles: 2, vs. Mercer, 12-2-2023
 Total Tackles: 4, vs. Mercer, 12-2-2023, and vs. Montana, 1-7-2024
 Pass Breakups: 1, vs. Drake, 9-16-2023



2-MYLES TAYLOR
6-1, 175, Jr.
Gilbert, Arizona • Williams Field H.S.

SINGLE-GAME CAREER HIGHS
 Solo Tackles: 2, vs. Mercer, 12-2-2023, and vs. UAlbany, 12-15-2023
 Assisted Tackles: 2, vs. UAlbany, 12-15-2023
 Total Tackles: 4, vs. UAlbany, 12-15-2023
 Pass Breakups: 1, vs. UAlbany, 12-15-2023

SAFETIES



23-MATTHEW DURRANCE
6-2, 215, Jr.
Lutz, Florida • Steinbrenner H.S.

SINGLE-GAME CAREER HIGHS
 Solo Tackles: 7, vs. Incarnate Word, 9-7-2024
 Assisted Tackles: 5, at Oklahoma State, 8-31-2024
 Total Tackles: 8, vs. Incarnate Word, 9-7-2024
 Tackles for Loss: 1.0, at Northern Iowa, 10-5-2024, and vs. Youngstown State, 10-12-2024
 Interceptions: 1, at Missouri State, 9-24-2022
 Pass Breakups: 1, three times (last: vs. Youngstown State, 10-12-2024)
 Fumble Recoveries: 1 (for TD), vs. Delaware, 12-3-2022, and vs. Incarnate Word, 9-7-2024
 Blocked Kicks: 1, vs. Villanova, 12-9-2023
Note: Returned blocked punt versus Villanova 45 yards for touchdown on 12-9-2023

SAFETIES (cont.)



14-COLBY HUARTER

6-1, 205, Sr.

Katy, Texas • Tompkins H.S.

SINGLE-GAME CAREER HIGHS

Solo Tackles: 5, vs. Montana State, 9-9-2023
 Assisted Tackles: 5, vs. UC Davis, 9-10-2022, and vs. Montana State, 9-9-2023
 Total Tackles: 10, vs. Montana State, 9-9-2023
 Tackles for Loss: 1.5, vs. North Dakota State, 11-4-2023, and vs. Mercer, 12-2-2023
 Sacks: 1.0, at North Dakota, 10-22-2022
 Interceptions: 1, four times (last: at Southeastern Louisiana, 9-21-2024)
 Long Interception Return: 70 yards, at Missouri State, 9-24-2022
 Pass Breakups: 1, three times (last: vs. North Dakota State, 11-4-2023)
 Forced Fumbles: 1, vs. North Dakota State, 11-4-2023



3-DONTAY JOHNSON

6-2, 190, So.

Fort Collins, Colorado • Colorado Early College

SINGLE-GAME CAREER HIGHS

Solo Tackles: 3, vs. UC Davis, 9-10-2022
 Assisted Tackles: 1, four times (last: at Oklahoma State, 8-31-2024)
 Total Tackles: 3, vs. UC Davis, 9-10-2022
 Tackles for Loss: 1.0, vs. UC Davis, 9-10-2022
 Pass Breakups: 1, vs. Butler, 9-17-2022, and vs. Augustana, 9-14-2024



1-TUCKER LARGE


5-11, 185, Jr.

Sioux Falls, South Dakota • Roosevelt H.S.

SINGLE-GAME CAREER HIGHS

Solo Tackles: 7, vs. Montana State, 9-9-2023
 Assisted Tackles: 4, at Southern Illinois, 10-21-2023
 Total Tackles: 8, vs. North Dakota State, 11-4-2023
 Tackles for Loss: 1.0, vs. Montana, 1-7-2024
 Interceptions: 1, four times (last: vs. UAlbany, 12-15-2023)
 Long Interception Return: 64 yards (for TD), vs. Western Oregon, 8-31-2023
 Pass Breakups: 3, vs. Missouri State, 11-18-2023
 Punt Returns: 4, vs. Drake, 9-16-2023, and vs. Missouri State 11-18-2023
 Punt Return Yards: *149, vs. Drake, 9-16-2023
 Long Punt Return: 79 yards (for TD), vs. UAlbany, 12-15-2023

* single-game school record



25-CALE REEDER

6-0, 190, Sr.

Yorkville, Illinois • Yorkville H.S.

SINGLE-GAME CAREER HIGHS

Solo Tackles: 7, vs. UC Davis, 11-27-2021, and at Southern Illinois, 10-21-2023
 Assisted Tackles: 6, at Illinois State, 10-7-2023
 Total Tackles: 10, at Southern Illinois, 10-21-2023
 Tackles for Loss: 2.0, at Villanova, 12-11-2021
 Sacks: 1.0, vs. South Dakota, 12-8-2022
 Interceptions: 1, four times (last: vs. Montana State, 9-9-2023)
 Forced Fumbles: 1, at Southern Illinois, 10-21-2023
 Pass Breakups: 1, eight times (last: at Montana State, 12-17-2022)




27-NOAH THOMPSON

6-0, 185, So.

Brandon, South Dakota • Brandon Valley H.S.

SINGLE-GAME CAREER HIGHS

Solo Tackles: 3, vs. Western Oregon, 8-31-2023
 Assisted Tackles: 1, vs. Drake, 9-16-2023, and at Northern Iowa, 10-5-2024
 Total Tackles: 3, vs. Western Oregon, 8-31-2023
 Interceptions: N/A
 Pass Breakups: N/A
Note: Returned blocked punt at Northern Iowa 49 yards for touchdown on 10-5-2024



26-KOLTEN TILFORD

5-9, 180, R-Fr.

North Platte, Nebraska • North Platte H.S.

SINGLE-GAME CAREER HIGHS

Solo Tackles: 3, vs. Youngstown State, 10-12-2024
 Assisted Tackles: 2, at Northern Iowa, 10-5-2024, and vs. Youngstown State, 10-12-2024
 Total Tackles: 5, vs. Youngstown State, 10-12-2024
 Tackles For Loss: 1.0, vs. Youngstown State, 10-12-2024
 Interceptions: 1, vs. Western Oregon, 8-31-2023