



SOUTH DAKOTA STATE UNIVERSITY

JACKRABBIT ATHLETICS NEWS RELEASE

Jackrabbit Sports Information • 2820 HPER Center • Brookings, SD 57007-1497
 Football Contact/Assistant AD-Athletic Communications: Jason Hove E-mail: Jason.Hove@sdstate.edu
 Office Phone: (605) 688-4623 Mobile: (605) 695-1827 Fax: (605) 688-5999
 Facebook: www.facebook.com/jackrabbit.nation Twitter: @GoJacksSDSU Website: www.GoJacks.com

2023 FOOTBALL INFORMATION

Jacks seek to clinch title at Youngstown

GAME NOTES — NOV. 11

#1/1 SOUTH DAKOTA STATE (9-0, 6-0 MVFC)
at #22 YOUNGSTOWN STATE (6-3, 4-2 MVFC)

Noon ET (11 a.m. CT) Saturday •

Stambaugh Stadium; Youngstown, Ohio



HEAD COACH: Doug Phillips (Toledo, 1991)
 • 17-20 record in four seasons as a collegiate head coach — all at Youngstown State

SERIES NOTES

- 24th Meeting (SDSU leads series, 16-7)
- Jackrabbits have won 12 of the 14 meetings as MVFC foes, including a 47-16 victory at Youngstown State on Oct. 30, 2021

MEDIA INFORMATION

- Game will be televised exclusively on ESPN+ (subscription required) with the broadcast team of Brad Wells, Danan Hughes and Kelly Burke calling the action
- Radio pre-game show begins at 9 a.m. Central on the Jackrabbit Sports Network, which includes flagship station WNAX 570 AM-Yankton and the following affiliates:
 • KJJQ 910 AM-Brookings • KXLG 100.3 FM-Milbank • KORN 1490 AM/101.3 FM-Mitchell
 • KELO 1320 AM/KELQ 107.9 FM-Sioux Falls • KCCR 1240 AM/98.9 FM-Pierre
 • KLOH 1050 AM/94.1 FM-Pipestone, Minn. • KXLG 99.1 FM-Watertown • KWYR 93.7 FM-Winner
- Radio team of Tyler Merriam (play-by-play), Al Bahe (color), Scotty Kwas (sidelines) and Brent Bowen (pregame/postgame host) will call the action



HEAD COACH: Jimmy Rogers (SDSU, 2009)
 • 9-0 record in first season as a collegiate head coach

STARTERS RETURNING: 18
 (10 Off., 7 Def., 1 ST)

2022 SCHEDULE AND RESULTS

AUGUST

31 WESTERN OREGON [Dairy Drive] W, 45-7

SEPTEMBER

9 MONTANA STATE [Beef Bowl] W, 20-16

16 vs. Drake [at Minneapolis, Minn.] W, 70-7

30 *NORTH DAKOTA [Hall of Fame] W, 42-21

OCTOBER

7 *at Illinois State W, 40-21

14 *NORTHERN IOWA [Hobo Day] W, 41-6

21 *at Southern Illinois W, 17-10

28 *at South Dakota [Interstate Series] W, 37-3

NOVEMBER

4 *NORTH DAKOTA STATE W, 33-16

11 *at Youngstown State 11 a.m.

18 *MISSOURI STATE [Senior Day] 2 p.m.

*Missouri Valley Football Conference game; all times Central

TALE OF THE TAPE — 2023 SEASON STATISTICS

YOUNGSTOWN STATE	CATEGORY	SOUTH DAKOTA STATE
34.9	Points Per Game	38.3
25.2	Points Allowed Per Game	11.9
176.9	Rushing Yardage Per Game	233.2
94.9	Rush Yardage Allowed/Game	97.9
252.3	Passing Yardage Per Game	205.4
12.5	Average Per Catch	13.8
244.1	Pass Yardage Allowed/Game	166.7
429.2	Total Offense Per Game	438.7
338.4	Total Offense Allowed/Game	264.6
16.5	Kick Return Average	24.8
4.2	Punt Return Average	18.2
5-28	Interception Returns	11-162
8-4	Fumbles-Lost	4-4
66-540	Penalties-Yards	64-616
34:46	Time of Possession/Game	31:16
49/113 (43%)	Third-Down Conversions	53-91 (58%)

SERIES SCORES

1942:	Youngstown State 14, SDSU 0 (Sept. 19, 1942, at Youngstown, Ohio)
1968:	SDSU 23, Youngstown State 20 (Oct. 26, 1968, at Youngstown, Ohio)
1969:	Youngstown State 17, SDSU 16 (Oct. 25, 1969, at Coughlin-Alumni Stadium)
1972:	SDSU 34, Youngstown State 22 (Sept. 30, 1972, at Coughlin-Alumni Stadium)
1973:	SDSU 26, Youngstown State 6 (Sept. 22, 1973, at Youngstown, Ohio)
1974:	Youngstown State 35, SDSU 21 (Sept. 21, 1974, at Coughlin-Alumni Stadium)
1975:	SDSU 38, Youngstown State 21 (Nov. 15, 1975, at Youngstown, Ohio)
1979:	Youngstown State 50, SDSU 7 (Nov. 24, 1979, at Youngstown, Ohio – NCAA Division II playoff game)
2007:	Youngstown State 23, SDSU 17 (Sept. 8, 2007, at Youngstown, Ohio)
2008:	SDSU 40, Youngstown State 7 (Sept. 6, 2008, at Coughlin-Alumni Stadium)
2009:	SDSU 17, Youngstown State 3 (Oct. 31, 2009, at Youngstown, Ohio)
2010:	SDSU 30, Youngstown State 20 (Oct. 23, 2010, at Coughlin-Alumni Stadium)
2011:	SDSU 35, Youngstown State 28 (Oct. 8, 2011, at Youngstown, Ohio)
2012:	SDSU 41, Youngstown State 28 (Oct. 27, 2012, at Coughlin-Alumni Stadium)
2013:	SDSU 42, Youngstown State 13 (Nov. 23, 2013, at Youngstown, Ohio)
2014:	Youngstown State 30, SDSU 27 (Oct. 25, 2014, at Coughlin-Alumni Stadium)
2015:	SDSU 38, Youngstown State 8 (Oct. 17, 2015, at Youngstown, Ohio)
2016:	SDSU 24, Youngstown State 10 (Oct. 22, 2016, at Dana J. Dykhouse Stadium)
2017:	Youngstown State 19, SDSU 7 (Sept. 30, 2017, at Youngstown, Ohio)
2018:	SDSU 36, Youngstown State 7 (Oct. 13, 2018, at Dana J. Dykhouse Stadium)
2019:	SDSU 38, Youngstown State 28 (Oct. 12, 2019, at Youngstown, Ohio)
2020-21:	SDSU 19, Youngstown State 17 (Mar. 13, 2021, at Dana J. Dykhouse Stadium)
2021:	SDSU 47, Youngstown State 16 (Oct. 30, 2021, at Youngstown, Ohio)
Overall, South Dakota State leads the series, 16-7	

Sports Information Contact: Jason Hove

Nov. 8, 2023

BROOKINGS, S.D. — The South Dakota State football team will be in search of at least a share of the Missouri Valley Football Conference title as it makes its final road trip of the regular season Saturday to Youngstown State.

Kickoff is set for noon Eastern Time (11 a.m. Central) at Stambaugh Stadium in Youngstown, Ohio. The game has been selected as the MVFC Game of the Week and will be televised exclusively through ESPN+. Radio coverage begins at 9 a.m. Central on WNAX 570 AM and the Jackrabbit Sports Network.

The top-ranked Jackrabbits enter the matchup 9-0 overall and alone atop the league standings with a 6-0 mark following a 33-16 victory over then-No. 10/11 North Dakota State before a record crowd of 19,431 Nov. 4 at Dana J. Dykhouse Stadium. SDSU, which holds a one-game lead over both Northern Iowa and South Dakota, has won 23 games in a row dating back to last season.

Youngstown State remains in the Football Championship Subdivision playoff picture as it comes into Saturday's game with a 6-3 overall record and a 4-2 mark in the MVFC. The Penguins, who are ranked 22nd in the Stats Perform media poll this week, defeated Indiana State, 19-7, in road action last week.

THE SERIES: Saturday's game will mark the 24th meeting on the gridiron between SDSU and Youngstown State, a series that dates back to the 1942 season. The Jackrabbits hold a 16-7 series advantage on the strength of winning 12 of the 14 matchups between the two programs as members of the Missouri Valley Football Conference.

SDSU has won the last four meetings, including cruising to a 47-16 victory in the most recent matchup, Oct. 30, 2021, at Stambaugh Stadium. The Jackrabbits held a 293-76 advantage in rushing yards and rolled up 553 yards of total offense. Pierre Strong, Jr. paced SDSU with 163 yards on 19 carries, including touchdown runs of 5 and 35 yards.

TEAM OF THE WEEK: South Dakota State was selected Monday as the FedEx Ground FCS National Team of the Week after its 37-3 victory at No. 4/9 South Dakota on Oct. 28. The Jackrabbits' 34-point margin of victory was the largest in the series by either program since 1963.

SEASON 16 IN THE MVFC: The 2023 season marks South Dakota State's 16th as a member of the Missouri Valley Football Conference. Since joining the league in 2008, SDSU is the only program in that span to not have a losing season in conference play.

The Jackrabbits hold a 90-34 record (.726 winning percentage) in MVFC games and have now won six or more league games eight times. SDSU previously earned a share of league titles in 2016 and during the 2020-21 spring season before running the table with an 8-0 record in conference play en route to the 2022 national championship.

YEAR 20 IN FCS: The 2023 season marks the 20th season South Dakota State has competed in the Football Championship Subdivision.

Since joining the Division I ranks in 2004, the Jackrabbits have compiled a 165-79 record (.676 winning percentage) and have qualified for postseason play 12 times, including 11 consecutive appearances.

ELITE COMPANY: South Dakota State is one of only two Football Championship Subdivision programs to reach the playoffs each of the last 11 seasons, including advancing to the national semifinals or championship game in four of the last five seasons. The Jackrabbits secured the Missouri Valley Football Conference's automatic bid to the 2022 playoffs, assuring SDSU of its 11th consecutive postseason appearance and 12th overall at the FCS level.

MVFC rival North Dakota State holds the longest active streak with 13 consecutive trips to the playoffs.

GAME NOTES — SOUTH DAKOTA STATE AT YOUNGSTOWN STATE

YEAR-BY-YEAR IN FCS ERA

GREAT WEST FOOTBALL CONFERENCE

YEAR	OVERALL	CONF
2004	6-5	2-3
2005	6-5	3-2
2006	7-4	3-1
2007	7-4	4-0
TOTALS	26-18	12-6

MISSOURI VALLEY FOOTBALL CONF.

YEAR	OVERALL	CONF
2008	7-5	6-2
2009	8-4	7-1
2010	5-6	4-4
2011	5-6	4-4
2012	9-4	6-2
2013	9-5	5-3
2014	9-5	5-3
2015	8-4	5-3
2016	9-4	7-1
2017	11-3	6-2
2018	10-3	6-2
2019	8-5	5-3
2020-21	8-2	5-1
2021	11-4	5-3
2022	14-1	8-0
2023	9-0	6-0
TOTALS	140-61	90-34
OVERALL TOTALS	165-79	102-40

CURRENT WINNING STREAKS

Overall: 23

(Last Loss: Sept. 3, 2022, at Iowa — L, 3-7)

MVFC: 15

(Last Loss: Nov. 13, 2021, at South Dakota — L, 20-23)

Home: 17

(Last Loss: Oct. 23, 2021, vs. Northern Iowa — L, 17-26)

Road/Neutral: 9

(Last Loss: Sept. 3, 2022, at Iowa — L, 3-7)

vs. Ranked FCS Opponents: 14

(Last Loss: Dec. 18, 2021, at Montana State — L, 17-31)

WINNING STREAKS CONTINUE: South Dakota State extended several winning streaks with its 33-16 victory over North Dakota State on Nov. 4.

First, the Jackrabbits extended their overall winning streak to 23 games dating back to the 2022 season opener. SDSU has won 14 games against ranked opponents in that span, including three victories over North Dakota State and two each against North Dakota and Montana State.

SDSU also won its 15th consecutive Missouri Valley Football Conference game and lengthened its current winning streak in home games to 17.

The Jackrabbits' 23-game winning streak is the sixth-longest in the history of the Football Championship Subdivision, which dates back to 1978. The FCS winning streaks of 20 or more games are:

- 39 games – North Dakota State (2017-20)
- 33 – North Dakota State (2012-14)
- 26 – James Madison (2016-17)
- 24 – Pennsylvania (1992-95)
- 24 – Montana (2001-02)
- **23 – South Dakota State (2022-present)**
- 22 – Harvard (2013-15)
- 22 – Sam Houston (2019-21)
- 21 – Montana (1995-96)
- 21 – Colgate (2002-03)
- 20 – Holy Cross (1990-92)
- 20 – Dayton (1996-97)

BEST START: With its 17-10 victory over Southern Illinois on Oct. 21, South Dakota State moved to 7-0 on the season, marking the first time in program history at Jackrabbit football team accomplished the feat.

Previously, both the 1950 and 1951 squads began the season with 6-0 records before finishing with ties in their seventh games of those years.

RANKINGS STREAK: By being ranked first in the Stats Perform FCS preseason poll and again in all 10 polls conducted thus far during the 2023 regular season, SDSU has now appeared in the top 25 of 156 consecutive media polls dating back to October 2012.

The Jackrabbits have held the top spot in the poll for more than a year — taking over the top spots on Oct. 17, 2022, and keeping that ranking for the final seven surveys of the 2022 season. SDSU was a unanimous No. 1 selection to start the 2023 season to hold the top ranking in a preseason poll for the first time in program history.

Following is a week-by-week listing of South Dakota State's 2023 national rankings:

Date	Stats Perform	AFCA
Preseason	1st	1st
Sept. 4/5	1st	1st
Sept. 11	1st	1st
Sept. 18	1st	1st
Sept. 25	1st	1st
Oct. 2	1st	1st
Oct. 9	1st	1st
Oct. 16	1st	1st
Oct. 23	1st	1st
Oct. 30	1st	1st
Nov. 6	1st	1st

CAPTAINS: Leading the Jackrabbit football team are six captains:

- Adam Bock, Sr., linebacker, Solon, Iowa;
- Isaiah Davis, Sr., running back, Joplin, Missouri;
- DyShawn Gales, Sr., cornerback, North Chicago, Illinois;
- Garret Greenfield, Sr., offensive lineman, Rock Valley, Iowa;
- Mark Gronowski, Jr., quarterback, Naperville, Illinois;
- Mason McCormick, Sr., offensive lineman, Sioux Falls.

2023 SEASON HIGHS

INDIVIDUAL GAME HIGHS

RUSHING ATTEMPTS: 20, by Isaiah Davis, at Illinois State, 10-7-23

RUSHING YARDS: 197, by Isaiah Davis, at Illinois State, 10-7-23

RUSHING TOUCHDOWNS: 3, by Isaiah Davis, vs. North Dakota, 9-30-23

LONG RUSH: 69 yards (for TD), by Chase Mason, vs. Drake, 9-16-23

PASS ATTEMPTS: 35, by Mark Gronowski, vs. Drake, 9-16-23

PASS COMPLETIONS: 21, by Mark Gronowski, vs. Northern Iowa, 10-14-23

YARDS PASSING: 291, by Mark Gronowski, vs. Northern Iowa, 10-14-23

TOUCHDOWN PASSES: 5, by Mark Gronowski, vs. Drake, 9-16-23

RECEPTIONS: 7, by Jaxon Janke, vs. Drake, 9-16-23

YARDS RECEIVING: 93, by Jaxon Janke, at South Dakota, 10-28-23

RECEIVING TOUCHDOWNS: 2, by Jadon Janke, at Illinois State, 10-7-23, and vs. North Dakota State, 11-4-23, and by Zach Heins, vs. Northern Iowa, 10-14-23

LONG RECEPTION: 60 yards (for TD), by Jaxon Janke (from Mark Gronowski), at Illinois State, 10-7-23

TACKLES: 11, by Saiveon Williamson, at Illinois State, 10-7-23

TACKLES FOR LOSS: 2.0, by Isaiah Stalbird, vs. Northern Iowa, 10-14-23

SACKS: 1.5, by Cade Terveer, vs. Northern Iowa, 10-14-23

INTERCEPTIONS: 1, 11 times by nine different players (twice by Tucker Large and Jason Freeman — last: by Freeman, vs. North Dakota State, 11-4-23)

LONG INTERCEPTION RETURN: 64 yards (for TD), by Tucker Large, vs. Western Oregon, 8-31-23

PASS BREAKUPS: 2, by Dalys Beenum, at Illinois State, 10-7-23, and at South Dakota, 10-28-23

FIELD GOALS: 4, by Hunter Dustman, vs. North Dakota State, 11-4-23

LONG FIELD GOAL: 49 yards, by Hunter Dustman, at South Dakota, 10-28-23

PUNTS: 4, by Hunter Dustman, at Southern Illinois, 10-21-23

PUNTING AVERAGE (MIN. 3 PUNTS): 54.2 yards (4 punts), by Hunter Dustman, at Southern Illinois, 10-21-23

LONG PUNT: 62 yards, by Hunter Dustman, at Southern Illinois, 10-21-23

KICKOFF RETURNS: 2, by Amar Johnson, vs. Drake, 9-16-23, and at Southern Illinois, 10-21-23

KICKOFF RETURN YARDS: 73, by Amar Johnson, vs. Drake, 9-16-23

LONG KICKOFF RETURN: 51 yards, by Amar Johnson, vs. Drake, 9-16-23

PUNT RETURNS: 4, by Tucker Large, vs. Drake, 9-16-23

PUNT RETURN YARDS: 149, by Tucker Large, vs. Drake, 9-16-23

LONG PUNT RETURN: 61 yards, by Tucker Large, vs. Drake, 9-16-23

McCormick is in his third season as a team captain, while Bock, Greenfield and Gronowski are in their second seasons in the role. Davis and Gales are first-time captains.

DUSTMAN REPEATS IN MVFC AWARDS: For the second Monday in a row, South Dakota State kicker/punter Hunter Dustman has been honored as the Missouri Valley Football Conference Special Teams Player of the Week.

A junior from East Bethel, Minnesota, Dustman connected on a career-best four field goals in the top-ranked Jackrabbits' 33-16 home victory over No. 10/11 North Dakota State on Nov. 4. He was successful from 31, 21, 44 and 26 yards as he improved to 11-of-14 on field goal attempts for the season. His four field goals were the most by an SDSU kicker in a game since 2015.

Dustman also punted twice in the contest, landing both of his attempts inside the NDSU 20-yard line for an average of 43 yards with a long of 53.

PRESEASON ALL-AMERICANS: Eight players from defending national champion South Dakota State headline the 2023 Stats Perform FCS Preseason All-America Team, presented by FedEx Ground.

The Jackrabbits placed four players on the first team, with three of those selections coming from the offensive side of the ball as Garret Greenfield at tackle and Mason McCormick at guard were joined by running back Isaiah Davis. The senior offensive line duo helped clear the way for SDSU to post averages of 34.2 points and 384.6 yards of total offense per game in 2022.

Greenfield twice has been named to the postseason All-America first team selected by Stats Perform, earning the distinction following the 2020-21 spring season and again in 2022. The Rock Rapids, Iowa, native is one of 11 returning players from last year's first-team honor squad.

Davis, a senior from Joplin, Missouri, averaged 5.8 yards per carry in 2022 en route to 1,451 yards and 15 touchdowns. He also factored in the passing game with 21 receptions for 173 yards.

Leading the Jackrabbit contingent on defense was linebacker Adam Bock. A senior from Solon, Iowa, Bock was limited to 11 games last season, but still finished second on the squad with 76 total tackles, including 7.5 tackles for loss and four sacks.

Second-team recognition on defense went to senior cornerback DyShawn Gales. A senior from North Chicago, Illinois, Gales led the Jackrabbits in 2022 with four interceptions, while adding added six pass breakups to go along with 31 tackles (23 solo).

SDSU's three other honorees were all second-team selections involved in the Jackrabbit passing game: Quarterback Mark Gronowski, wide receiver Jaxon Janke and tight end Zach Heins.

Gronowski accounted for 38 touchdowns last season — 26 through the air and 12 on the ground. The junior from Naperville, Illinois, completed 65 percent of his passes (232-of-356) for 2,967 yards and gained another 408 yards rushing.

Janke, a senior from Madison, led the squad in all three major receiving categories last season with 60 receptions for 857 yards and nine touchdowns.

Heins, a senior from Sioux Falls, ranked third on the team in both receptions (29) and receiving touchdowns (4), while ranking fourth in receiving yards (347).

A total of 107 student-athletes were honored across first, second and third teams. All 15 FCS conferences and 52 schools were represented on the Stats Perform FCS Preseason All-America Team.

In addition, Davis, Gronowski and Janke were all included on the initial watch list for the Walter Payton Award, which is presented annually to the top offensive player in the Football Championship Subdivision. Bock was included on the defensive side for the Buck Buchanan Award.

MODELS OF EFFICIENCY: South Dakota State has made 35 trips into the red zone so far this season and has come away with points 34 of those times. The Jacks have scored a touchdown on 29 of those trips — 20 rushing, 9 passing — with five field goals.

2023 SEASON HIGHS

TEAM GAME HIGHS

RUSHING ATTEMPTS: 46, at Illinois State, 10-7-23
RUSHING YARDS: 374, at Illinois State, 10-7-23
YARDS PER RUSH: 10.9, vs. Drake, 9-16-23
RUSHING TOUCHDOWNS: 5, vs. Drake, 9-16-23, and vs. North Dakota, 9-30-23
PASS ATTEMPTS: 30, vs. Drake, 9-16-23
PASS COMPLETIONS: 21, vs. Northern Iowa, 10-14-23
YARDS PASSING: 291, vs. Northern Iowa, 10-14-23
YARDS PER PASS: 11.2, vs. Northern Iowa, 10-14-23, and vs. North Dakota State, 11-4-23
PASSING TOUCHDOWNS: 5, vs. Drake, 9-16-23
TOTAL PLAYS: 64, at Illinois State, 10-7-23
TOTAL OFFENSE: 618 yards, vs. Drake, 9-16-23
YARDS PER PLAY: 9.8, vs. Drake, 9-16-23
POINTS: 70, vs. Drake, 9-16-23
FIRST DOWNS: 27, vs. Drake, 9-16-23
SACKS BY: 4, vs. Northern Iowa, 10-14-23, and at Southern Illinois, 10-21-23
PENALTIES: 13, at Southern Illinois, 10-21-23
PENALTY YARDS: 125, at Southern Illinois, 10-21-23
TURNOVERS BY: 2, vs. Northern Iowa, 10-14-23
TURNOVERS FORCED: 5, vs. Northern Iowa, 10-14-23
INTERCEPTIONS: 3, vs. Western Oregon, 8-31-23
PASS BREAKUPS: 5, at South Dakota, 10-28-23
FUMBLE RECOVERIES: 3, vs. Northern Iowa, 10-14-23
PUNTS: 4, vs. Montana State, 9-9-2023, and at Southern Illinois, 10-21-23
TIME OF POSSESSION: 35:59, at South Dakota, 10-28-23

MVFC AWARDS

OFFENSIVE PLAYER OF THE WEEK

- Isaiah Davis (Oct. 7)

OFFENSIVE LINEMAN OF THE WEEK

- Mason McCormick (Sept. 30)
- Garret Greenfield (Oct. 7)
- Evan Beerntsen (Oct. 28)

DEFENSIVE PLAYER OF THE WEEK

- Isaiah Stalbird (Oct. 14)

SPECIAL TEAMS PLAYER OF THE WEEK

- Tucker Large (Sept. 16)
- Hunter Dustman (Oct. 28, Nov. 4)

NEWCOMER OF THE WEEK

- Griffin Wilde (Sept. 9)

The Jackrabbits had a streak of scoring on 70 consecutive drives into the red zone come to end with an interception in the end zone early in the fourth quarter Oct. 21 at Southern Illinois. Before that, the last time SDSU did not score when inside the opponent's 20-yard line was on a missed field goal in the second quarter of their Oct. 1, 2022, game versus Western Illinois. SDSU had scored 57 touchdowns and kicked 13 field goals in that span.

In addition, the Jackrabbits have converted on an FCS-best 58.2 percent (53-of-91) of their third-down attempts. SDSU finished above 50 percent in the first six games of the season before being limited to a 4-for-12 performance Oct. 21 at Southern Illinois.

DEFENSE TRENDING UPWARD: Since the calendar flipped — first to October, then to November — the SDSU defense has improved dramatically in both the number of turnovers forced and sacks.

Over the past five games, the Jackrabbits have combined to force 14 turnovers — seven fumbles and seven interceptions — and have tallied 12 sacks. SDSU posted four sacks against both Northern Iowa and Southern Illinois, while forcing a season-best five turnovers versus UNI.

The Jackrabbits' seven fumble recoveries over the past five games nearly matches their season total from a year ago of eight in 15 contests.

Cade Terveer leads the sack artists with four over the past five games, including 1.5 in the Oct. 14 Hobo Day victory over Northern Iowa. Eight different players have registered at least a half-sack in the four-game span.

BLOCK THAT KICK: South Dakota State entered its Nov. 4 matchup with North Dakota State without a blocked kick this season. That quickly changed when the Jackrabbits blocked a pair of kicks against their rivals to the North.

Ryan Van Marel came up with the first block as he got a hand on an extra-point attempt following the Bison scoring a touchdown on the opening drive of the game. Jarod DePriest did the honors for the second time in the game as he blocked a 37-yard field goal attempt in the third quarter after the Bison moved into scoring position with a 77-yard kickoff return.

PICKING OFF THE COMPETITION: The Jackrabbit defense has continually taken the ball away from the opposition in recent seasons, including leading the Football Championship Subdivision in interceptions each of the last two seasons.

After leading the subdivision with 21 interceptions in 2021, SDSU tallied an FCS-best 18 interceptions last season, including two in the national championship game against North Dakota State. Jackrabbit defenders recorded at least one interception in each of their 11 regular season games, continuing that streak with an interception by DyShawn Gales in the Nov. 12 regular season finale against Illinois State. Gales went on to finish with a team-high four interceptions en route to all-MVFC honors.

The Jackrabbits also ranked sixth in turnover margin with an average of plus-1.07 turnovers per game after forcing 26 total turnovers compared to losing 10. SDSU held a 115-16 advantage in points off turnovers last season.

Dating back to the start of the 2018 season, the Jackrabbits have intercepted at least one pass in 60 of their last 75 games for a total of 95 pickoffs. SDSU tallied three interceptions in its 2023 season opener against Western Oregon (Colby Huerter, Tucker Large, Kolten Tilford) and added two interceptions Oct. 14 versus Northern Iowa (Jason Freeman, DyShawn Gales), Oct. 28 at South Dakota (Tucker Large, Isaiah Stalbird) and Nov. 4 versus North Dakota State (Graham Spalding, Freeman).

In all, 10 different Jackrabbits recorded at least one interception a season ago and SDSU picked off at least one pass in 13 of 15 games.

MANY HAPPY RETURNS: South Dakota State raced out to a 28-0 lead a minute into the second quarter of its Aug. 31 season opener against Western Oregon thanks to a pair of long interception returns for touchdowns by its starting safeties.

GAME NOTES — SOUTH DAKOTA STATE AT YOUNGSTOWN STATE

ACTIVE JACKRABBIT INTERCEPTION LEADERS

DyShawn Gales	8
Dalys Beanum	7
Jason Freeman	4
Cale Reeder	4
Colby Huerter	3
Daeton Mcgaughy	3
Graham Spalding	3
Cade Terveer	3
Adam Bock	2
Tucker Large	2
Steven Arrell	1
Matthew Durrance	1
Caleb Franci	1
Isaiah Stalbird	1
Kolten Tilford	1

OPENING DRIVES BY HALF

OPPONENT	1ST-O	2ND-O	1ST-D	2ND-D
Western Oregon	TD	Downs	INT-TD	Punt
Montana State	Fumble	TD	Punt	Punt
Drake	TD	TD	TD	Punt
North Dakota	TD	TD	Punt	Punt
Illinois State	TD	Punt	Punt	TD
Northern Iowa	TD	TD	Punt	Punt
Southern Illinois	Punt	TD	Downs	Punt
South Dakota	Punt	FG	FG	Punt
North Dakota State	TD	TD	TD	Miss FG

LONGEST DRIVES

BY PLAYS

18 - North Dakota (2Q), 18-91-9:36 (touchdown)

BY YARDS

95- Montana State (3Q/4Q), 11-95-6:40 (touchdown)

BY TIME OF POSSESSION

9:36 - North Dakota (2Q), 18-91-9:36 (touchdown)

First, Colby Huerter hauled in an interception off a deflection by DyShawn Gales for a 54-yard return for touchdown. On the first play of the second quarter, Tucker Large picked off a pass deep over the middle and weaved his way through traffic for a 64-yard score.

It marked the fifth time in the Division I era of Jackrabbit football (since 2004) that SDSU returned two interceptions for touchdowns in the same game. The others:

- Sept. 29, 2007 vs. Stephen F. Austin – Jimmy Rogers (32 yards, Q2), Conrad Kjerstad (82 yards, Q4);
- Nov. 10, 2007 vs. Southern Utah — Tyler Koch (45 and 99 yards in Q4);
- Oct. 1, 2016 vs. Western Illinois – Christian Rozeboom (37 yards, Q3), Dallas Brown (19 yards, Q3);
- Nov. 27, 2021 vs. UC Davis — Adam Bock (39 yards, Q3), Dalys Beanum (59 yards, Q4).

GROUND GAME SHINES: South Dakota State's rushing attack was on full display over a three-game span as the Jacks combined for 999 yards on the ground.

That total surpassed the previous three-game high of 964 yards over the final two games of the 2018 regular season — 315 yards at Southern Illinois and 323 yards vs. South Dakota — and the first game of the FCS playoffs vs. Duquesne (326 yards).

SDSU's rushing onslaught began with a 359-yard performance against Drake at Target Field in Minneapolis on Sept. 16. The Jackrabbits gained 266 yards on the ground in their Sept. 30 league opener against North Dakota, followed by racking up 374 yards Oct. 7 at Illinois State.

Isaiah Davis led the Jackrabbit rushing attack with 406 yards on 44 carries (9.2 ypc) over those three games with five touchdowns. Amar Johnson added 225 yards on 36 attempts (6.3 ypc) and a score, while Angel Johnson contributed 179 yards on only 11 carries (16.3 ypc) with three touchdowns.

Since moving to the Missouri Valley Football Conference in 2008, the Jackrabbits are a perfect 20-0 when rushing for 300 or more yards in a game, including a 9-0 mark against league foes.

BOTH ENDS OF THE SPECTRUM: Heading into this week, the Jackrabbits rank in the top five of the Football Championship Subdivision in both scoring offense (fourth, 38.3 points per game) and scoring defense (first, 11.9 points per game). SDSU has scored 20 or more points in 22 of the 23 games in their current winning streak and has held the opposition to 10 points or less nine times, including five times this season.

OWNING THE THIRD: South Dakota State has held a huge advantage coming out of the locker room at halftime by outscoring the opposition by a 72-7 margin in the third quarter of games so far this season. The Jackrabbits added to their advantage with a touchdown for a 7-0 advantage in the third quarter of their Nov. 4 Dakota Marker contest vs. North Dakota State.

SPOTTING THE LEAD: Scoring first has mattered little during South Dakota State's school-record 23-game winning streak. Jackrabbit opponents have drawn first blood 10 times in that span, including four games (Montana State, Drake, South Dakota, North Dakota State) this season.

The largest deficit faced by SDSU during its winning streak has been 14 points on two occasions, the last of which came against North Dakota in the squads' 2022 meeting in Grand Forks. UND scored the first 14 points of the game before the Jackrabbits took control by scoring 42 of the next 49 points en route to a 49-35 win.

OFFENSIVE OUTBURST: South Dakota State put up its most points and total yards in a game since the 2018 season in its Target Field victory over Drake. The Jacks' 70 points were the most since scoring a school-record 90 against Arkansas-Pine Bluff on Sept. 15, 2018.

SDSU also racked up 618 yards of total offense against Drake for its highest total since a 656-yard day at Southern Illinois on Nov. 10, 2018.

In addition, the Jackrabbits accumulated another 252 yards on returns versus Drake — a school-record 179 yards on six punt returns and 73 yards on two kickoff returns.

JACKRABBITS IN THE 2023 NCAA STATISTICS

TEAM (top 25)

- 1st in 3rd-Down Conversion Pct., .582
- 1st in Red-Zone Offense, .971
- 1st in Scoring Defense, 11.9 points/game
- 1st in Fewest Tackles for Loss Allowed, 2.44/game
- 2nd in Total Defense, 264.6 yards/game
- 2nd in Team Passing Efficiency, 168.83
- 3rd in Punt Returns, 18.24 yards/attempt
- 4th in Scoring Offense, 38.3 points/game
- 4th in Fewest Passes Had Intercepted, 3
- 4th in Punt Return Defense, 1.86 yards/attempt
- 5th in Turnover Margin, +1.22/game
- 6th in Rushing Offense, 233.2 yards/game
- 6th in Fewest Sacks Allowed, 0.78/game
- 8th in First Downs-Defense, 141
- 9th in Passing Yards Allowed, 166.7/game
- 9th in Net Punting, 41.44 yards/attempt
- 9th in Kickoff Returns, 24.82 yards/attempt
- 9th in Fewest Turnovers Lost, 7
- 11th in Total Offense, 438.7 yards/game
- 11th in Turnovers Gained, 18
- 11th in Passes Intercepted, 11
- 12th in Rushing Defense, 97.9 yards/game
- T-17th in Defensive Touchdowns, 2
- 14th in Completion Percentage, .660
- 15th in Passing Yards per Completion, 13.80
- 15th in 4th-Down Conversion Pct., .667
- 21st in First Downs-Offense, 198
- 21st in Red-Zone Defense, .727
- 24th in Team Passing Efficiency Defense, 117.57
- 24th in Fewest Fumbles Lost, 4
- 25th in Fumbles Recovered, 7

INDIVIDUAL (top 30)

ISAIAH DAVIS

- 12th in rushing yards per carry, 6.83
- 14th in rushing yards, 860
- 17th in rushing yards per game, 95.6
- 19th in rushing touchdowns, 9
- 21st in total touchdowns, 10
- 28th in all-purpose yards, 111.67/game

HUNTER DUSTMAN

- 12th in scoring, 8.3 points/game
- 23rd in field goals per game, 1.22
- 24th in field goal percentage, .786

CALEB FRANCL/JASON FREEMAN

- T-9th in fumble recoveries, 2

MARK GRONOWSKI

- 1st in passing efficiency, 178.8
- 2nd in yards per pass attempt, 9.62
- 6th in points responsible for, 144
- 6th in points responsible for per game, 16.0
- 8th in completion percentage, .685
- 9th in passing yards per completion, 14.04
- 14th in passing touchdowns, 18

TUCKER LARGE

- 2nd in punt returns, 21.2 yards/attempt

SHARING THE WEALTH: Nine different South Dakota State players scored touchdowns in the Jackrabbits' 70-7 victory over Drake on Sept. 16 at Target Field in Minneapolis. Angel Johnson was the lone Jackrabbit to score more than once as he found the end zone on runs of 21 and 66 yards in the second half.

Backup quarterback Chase Mason tallied the longest touchdown of the game with a 69-yard touchdown run early in the fourth quarter, while Kevin Brenner — previously a defensive end for the Jackrabbits — scored his first career touchdown on his first collegiate reception, a 3-yarder late in the first quarter.

GRONOWSKI A DUAL THREAT: South Dakota State quarterback Mark Gronowski reached one career milestone in the Jackrabbits' Sept. 9 victory over Montana State and added another the following week against Drake.

On his 20-yard touchdown run in the third quarter of the game against Montana State, Gronowski topped the 1,000-yard mark for career rushing. One week later, Gronowski surpassed 5,000 career passing yards as he completed 18-of-25 passes for 226 yards and a career-high five touchdowns against Drake.

Gronowski is the third SDSU quarterback to top 5,000 yards passing and 1,000 yards rushing in his career, joining Taryn Christion (11,535 passing/1,515 rushing from 2015-18) and Ted Wahl (6,016 passing/1,229 rushing from 1985-88). He ranks third in SDSU history with 6,273 passing yards and is fourth with 7,448 yards of total offense.

He had a streak of passing and rushing for a touchdown in 11 consecutive games come to an end Oct. 21 at Southern Illinois, but has accomplished the feat in 20 of 33 career starts.

ANGEL-IC PERFORMANCES: Running back Angel Johnson has made the most of his limited opportunities thus far during the 2023 season. In eight games, Johnson has averaged 9.3 yards in the 33 times he has touched the ball, recording 284 yards on 30 carries and adding three receptions for 23 yards.

To close out September, Johnson scored rushing touchdowns of 21 and 66 yards against Drake on Sept. 16, while adding a 50-yard touchdown burst for the final SDSU score in the Jackrabbits' Sept. 30 victory over North Dakota.

Johnson scored his fourth touchdown of the season on a 4-yard run to close out the scoring in the Oct. 28 victory at South Dakota.

A WINNING COMBINATION: Jackrabbit running back Isaiah Davis recorded his fourth 100-yard game of the 2023 season and the 20th of his career when he gained 106 yards on 17 carries with a touchdown Nov. 4 against North Dakota State.

SDSU improved to 19-1 in games in which Davis has topped the century mark, with the lone loss coming in the 2020-21 national championship game versus Sam Houston.

Davis topped the 3,000-yard mark in career rushing during the Sept. 9 game and has since moved into fifth place on the Jackrabbits' career rushing charts with 3,830 yards. He passed Dan Sonnek (3,304 yards from 1984-87) in the Oct. 7 game at Illinois State and overtook Anthony Watson (3,712 yards from 2003-06) Oct. 28 at South Dakota.

Davis also had scored a rushing touchdown in 11 consecutive games dating back to last season. He extended his streak with a 4-yard touchdown run in the first quarter of the Jackrabbits' Aug. 31 season-opening win over Western Oregon.

WILDE IMPRESSES IN DEBUT: True freshman Griffin Wilde (pronounced WILL-dee) finished as the Jackrabbits' leading receiver in their Aug. 31 season opener versus Western Oregon. He opened the scoring with a 31-yard touchdown reception from Mark Gronowski and ended his collegiate debut with team bests of four catches and 79 receiving yards. A Sioux Falls native, Wilde added a second 31-yard reception in the second half to set up a Jackrabbit field goal.

Wilde continued his fast start to his collegiate career by being named Missouri Valley Football Conference Newcomer of the Week for his efforts in the Jackrabbits' victory

QUICK FACTS

SDSU INFORMATION

LOCATION: Brookings, S.D.
ENROLLMENT: 11,505 (fall 2023)
COLORS: Yellow and Blue
NICKNAME: Jackrabbits
AFFILIATION: NCAA Division I Football
 Championship Subdivision
CONFERENCE: Missouri Valley Football Conference
STADIUM: Dana J. Dykhouse Stadium (19,340
 capacity - AstroTurf surface)

2022 RECAP

OVERALL RECORD: 14-1
CONFERENCE RECORD: 8-0 (first place in Missouri Valley
 Football Conference)
POSTSEASON: Football Championship Subdivision
 National Champion
HOME RECORD: 9-0
AWAY/NEUTRAL RECORD: 4-1/1-0
FINAL RANKINGS: 1st (Stats Perform media)/1st (AFCA
 FCS Coaches)

TEAM INFORMATION

LETTERMEN RETURNING: 48 **LETTERMEN LOST:** 14
 • Offense: 19 • Offense: 8
 • Defense: 28 • Defense: 5
 • Special Teams: 1 • Special Teams: 1

STARTERS RETURNING: 18
 • Offense: 10 • Defense: 7 • Special Teams: 1

OFFENSIVE STARTERS RETURNING (10): Evan Beerntsen,
 OG; Isaiah Davis, RB; Mark Gronowski, QB; Garret
 Greenfield, OT; Zach Heins, TE; Jadon Janke, WR;
 Jaxon Janke, WR; Mason McCormick, OG; Gus Miller,
 C; John O'Brian, OT.

DEFENSIVE STARTERS RETURNING (7): Adam Bock, LB;
 Jason Freeman, LB; DyShawn Gales, CB; Cale Reeder,
 S; Isaiah Stalbird, LB; Cade Terveer, DE; Ryan Van
 Marel, DT.

SPECIAL TEAMS STARTERS RETURNING (1): Hunter
 Dustman, K/P.

OTHER RETURNING LETTERMEN (30): Steven Arrell, CB;
 Max Baloun, DT; Dalys Beanum, CB; Jharett
 Bloomenrader, OL; Kevin Brenner, TE; Devon Cole Jr.,
 WR; Aydan Dautermann, CB; Jarod DePriest, DT; Bo
 Donald, OL; Matthew Durrance, S; Caleb Franci, LB
 (lettered in 2021); Quinton Hicks, DE; Colby Huerter, S;
 Amar Johnson, RB; Angel Johnson, RB; Caden
 Johnson, DE; Randy Keumogne, DE (lettered in 2021);
 Aaron Kusler, LB; Adam Kusler, LB; Tucker Large, S/LB;
 Jalen Lee, OL (lettered in 2021); Daeton Mcgaughy,
 LB/S; Mike Morgan, TE; Graham Spalding, LB; Davion
 Sterner, LB; Ethan Vibert, OL; Brian Williams, DT;
 Saiveon Williamson, LB; Zac Wilson, DE; Aaron
 Wolfcale-Holsten, DT.

over Montana State on Sept. 9. He scored the go-ahead touchdown on a 35-yard catch and run with 1 minute and 30 seconds remaining as SDSU rallied for a 20-16 victory. He ended the night with two catches for 49 yards.

In the Sept. 16 victory over Drake, Wilde caught a touchdown for the third straight game to start his career, hauling in an 18-yarder in the second quarter.

Wilde currently ranks fifth on the team with 14 receptions, while tying for second on the team with four touchdown catches. He also ranks third on the team with 283 receiving yards, highlighted by a career-long 49-yard touchdown Oct. 21 at Southern Illinois.

DEPTH ON DEFENSE: Whether based on philosophy or necessity, South Dakota State has built its standing as one of the top defenses in the Football Championship Subdivision by relying on its depth. Over the course of its 15-game schedule in 2022 22 different players earned a starting assignment on defense for the Jackrabbits.

Only nose tackle Ryan Van Marel and defensive end Cade Terveer started every game last season on the defensive side of the ball for the Jackrabbits last season and both return to the lineup in 2023.

EMPTYING THE BENCH: The Jackrabbits dipped deep into their list of reserves during the Aug. 31 season opener versus Western Oregon as a total of 76 players saw action in the contest. Offensively, eight Jackrabbits recorded a rushing attempt and eight players caught a pass. On the defensive side of the ball, 23 different players were credited with at least one tackle.

BOCK IS BACK: South Dakota State All-America linebacker Adam Bock has been limited to four games so far this season, including making his lone starts each of the past two weeks.

After missing the first three games of the season due to injury, the senior from Solon, Iowa, made his season debut in the MVFC opener against North Dakota on Sept. 30 and registered a game-high 10 tackles, including 1.5 tackles for loss and the team's first sack of the season.

Bock recorded double figures in tackles for the 12th time in his career as the Jacks limited UND to 68 yards on the ground.

However, Bock was held out of the lineup in games against Illinois State and Northern Iowa before coming off the bench to record two tackles Oct. 21 at Southern Illinois.

With four tackles last week against North Dakota State, Bock upped his career total to 300, becoming the 12th player in program history to reach that milestone.

WILLIAMSON STEPS UP: With All-American Adam Bock sidelined by injury to start the season, Saiveon Williamson filled the role of middle linebacker without any dropoff in production.

A senior from Waseca, Minnesota, Williamson led the Jackrabbits during the non-conference portion of the schedule with 23 tackles, including 1.5 tackles for loss and a pass breakup over three games. He currently ranks third on the team with 49 tackles after tying his career high with 11 stops Oct. 7 at Illinois State. Williamson also reached double figures in tackles with 10 against Montana State on Sept. 9.

Williamson also spelled an injured Bock the second half of the conference season and into the playoffs during the 2022 campaign. He finished with 37 tackles to tie for seventh on the squad, including a career-high 11 stops against Delaware in the Jacks' playoff opener, followed by nine tackles the next week against Holy Cross.

DOUBLE-DUTY DUSTMAN: Junior Hunter Dustman has figured prominently in the Jackrabbits' special teams efforts the past two seasons.

Dustman handled all of the kicking duties in the 2022 season opener at Iowa, punting 11 times for an average of 41.5 yards (long of 52) and scoring the Jackrabbits' only points on a 44-yard field goal in the second quarter. Dustman's 11 punts marked the most by an SDSU player in the Division I era (since 2004).

GAME NOTES — SOUTH DAKOTA STATE AT YOUNGSTOWN STATE

SDSU CAREER RECEIVING YARDS

1. Jake Wieneke, 2014-17	5,157
2. Jeff Tiefenthaler, 1983-86	3,621
3. Jaxon Janke, 2018-present	3,385
4. Josh Davis, 2002-05	3,192
5. Dallas Goedert, 2014-17	2,988
6. Cade Johnson, 2017-19	2,872
7. Jason Schneider, 2011-14	2,404
8. JaRon Harris, 2005-08	2,241
9. Jadon Janke, 2018-present	2,164
10. Rusty Lenners, 1993-96	1,942

SDSU CAREER RECEPTIONS

1. Jake Wieneke, 2014-17	288
2. Jaxon Janke, 2018-present	226
3. Josh Davis, 2002-05	225
4. Dallas Goedert, 2014-17	198
5. Jason Schneider, 2011-14	175
6. Jeff Tiefenthaler, 1983-86	173
7. Cade Johnson, 2017-19	162
8. JaRon Harris, 2005-08	152
9. Glen Fox, 2006-09	152
10. Aaron Rollin, 2009-12	140

Jadon Janke, 2018-present.....135

SDSU CAREER RECEIVING TOUCHDOWNS

1. Jake Wieneke, 2014-17	59
2. Jeff Tiefenthaler, 1983-86	32
3. Cade Johnson, 2017-19	28
4. Jaxon Janke, 2018-present	27
5. Josh Davis, 2002-05	26
6. Jadon Janke, 2018-present	25
7. JaRon Harris, 2005-08	24
8. Dallas Goedert, 2014-17	21
9. Jason Schneider, 2011-14	20
10. Rusty Lenners, 1993-96	17

During the 2022 season, Dustman averaged 42.6 yards per punt and was 18-for-25 on field goals. He made 13 of his last 14 field goal attempts en route to 113 points.

Dustman has strung together a series of strong performances in recent weeks, earning MVFC Special Teams Player of the Week honors each of the last two weeks and for the third and fourth times in his career.

At Southern Illinois on Oct. 21, he punted four times for an average of 54.2 yards that included a 59-yard boot on his first attempt and a career-long 62-yarder later in the game. He also connected on a 44-yard field goal that gave SDSU a 17-7 lead in the fourth quarter, capping a 15-play, 60-yard drive that consumed more than nine minutes.

Dustman booted three field goals, including a career-long 49-yarder, in the Oct. 28 win at South Dakota, then kicked a career-high four field goals Nov. 4 versus North Dakota State. His recent spree of field goals has upped his career total to 30 in passing Adam Vinatieri (27 field goals from 1991-94) for seventh place in program history

SEEING DOUBLE: The 2023 edition of the South Dakota State football team features two sets of twin brothers.

Returning for their senior seasons are wide receivers and Madison natives Jadon and Jaxon Janke. Jaxon Janke has been the team's leading receiver each of the past three seasons to move into SDSU career top 10s for receptions, receiving yards and receiving touchdowns, while Jadon Janke also began the 2023 season in the Jackrabbit top 10 for receiving touchdowns.

Another pair of twins with South Dakota roots are junior linebackers Aaron and Adam Kusler. Aaron played in nine games last season, while Adam has contributed mostly on special teams and saw action in 14 of the team's 15 games in 2022.

TWIN TOUCHDOWNS: Twin brothers Jadon and Jaxon Janke caught respective touchdown passes of 31 and 60 yards as part of a 20-point first quarter by SDSU Oct. 7 at Illinois State. It marked the eighth time in their careers the dynamic duo from Madison caught TD passes in the same game and the second time they accomplished the feat in the same quarter.

Jadon Janke added a second touchdown catch in the second quarter against Illinois State, covering 22 yards.

Following are the games in which both Jankes have caught touchdown passes:

- April 24, 2021, vs. Holy Cross — Jadon (13/45 yards in Q2/3), Jaxon (11 yards in Q1);
- Sept. 25, 2021, at Indiana State — Jadon (33 yards in Q1), Jaxon (42 yards in Q2);
- Oct. 16, 2021, at Western Illinois — Jadon (8 yards in Q1), Jaxon (21 yards in Q3);
- Nov. 20, 2021, vs. North Dakota — Jadon (17 yards in Q2), Jaxon (21 yards in Q3);
- Sept. 17, 2022, vs. Butler — Jadon (17 yards in Q2), Jaxon (7 yards in Q1);
- Sept. 24, 2022, at Missouri State — Jadon (3/40 yards in Q1/4), Jaxon (13 yards in Q3);
- Dec. 10, 2022, vs. Holy Cross — Jadon (21 yards in Q4), Jaxon (18 yards in Q4);
- Oct. 7, 2021, at Illinois State — Jadon (31/22 yards in Q1/2), Jaxon (60 yards in Q1).

THE 12TH MAN: South Dakota State has benefited from large crowds in each of its first five home games of 2023, averaging 18,722 fans after coming off a national championship season.

The Jackrabbits drew their first of four sellout crowds this season when 19,332 fans came out for the Sept. 9 showdown against Montana State, which at the time tied for the second-largest attendance in the seven-year history of Dana J. Dykhouse Stadium. The crowd played a big role in the game, helping factor in nine false-start penalties by Montana State in the game, including six in the final quarter.

The Nov. 4 Dakota Marker game against North Dakota State, which was a rematch from this past January's FCS national championship game, drew a stadium-record 19,431 fans.

Two other crowds this season have reached sellout status, with 19,357 fans clicking through the turnstiles for the Oct. 14 Hobo Day game versus Northern Iowa and a total of 19,231 fans in attendance for the Sept. 30 league opener with North Dakota.

PLAYERS OF THE WEEK

vs WESTERN OREGON

OFFENSE: Griffin Wilde, Evan Beerntsen

DEFENSE: Tucker Large, Quinton Hicks

SPECIAL TEAMS: Caleb Franci

SCOUT OFFENSE: Kirby Vorhees, William Paepke

SCOUT DEFENSE: Kolten Tilford, Grant Conaway

SCOUT SPECIAL TEAMS: Joe Randle

vs MONTANA STATE

OFFENSE: Isaiah Davis, Mason McCormick

DEFENSE: Cale Reeder, Brian Williams

SPECIAL TEAMS: N/A

SCOUT OFFENSE: Jeff Becker, Jackson Kerstin

SCOUT DEFENSE: Kytan Fyfe, Reis Kirschenman

SCOUT SPECIAL TEAMS: Kentrell Prejean

vs DRAKE

OFFENSE: Mark Gronowski, Gus Miller

DEFENSE: Jason Freeman, Caden Johnson

SPECIAL TEAMS: Tucker Large

SCOUT OFFENSE: Brenden Begeman, Jackson Kerstin

SCOUT DEFENSE: Noah St-Juste, Reis Kirschenman

SCOUT SPECIAL TEAMS: Andrew Gustad

vs NORTH DAKOTA

OFFENSE: Isaiah Davis, Mason McCormick

DEFENSE: Adam Bock, Caden Johnson

SPECIAL TEAMS: Tucker Large

SCOUT OFFENSE: Kirby Vorhees, Kenyon Big Bow

SCOUT DEFENSE: Noah St-Juste, Jace Sifore

SCOUT SPECIAL TEAMS: Beau Giblin

AT ILLINOIS STATE

OFFENSE: Isaiah Davis, Garret Greenfield

DEFENSE: Jason Freeman, Cade Terveer

SPECIAL TEAMS: Cullen McShane

SCOUT OFFENSE: Joey Neumann, Jackson Kerstin

SCOUT DEFENSE: Kolten Tilford, Nick Wells

SCOUT SPECIAL TEAMS: Andrew Gustad

vs NORTHERN IOWA

OFFENSE: Zach Heins, Mason McCormick

DEFENSE: Isaiah Stalbird, Cade Terveer

SPECIAL TEAMS: Hunter Dustman

SCOUT OFFENSE: Ky Oday Jr., Jackson Kerstin

SCOUT DEFENSE: Chase Van Tol, Reis Kirschenman

SCOUT SPECIAL TEAMS: Brenden Begeman

AT SOUTHERN ILLINOIS

OFFENSE: Isaiah Davis, John O'Brian

DEFENSE: Cale Reeder, Quinton Hicks

SPECIAL TEAMS: Hunter Dustman

SCOUT OFFENSE: Jeff Becker, Ian Mutchler

SCOUT DEFENSE: Noah Thompson, Aidan Murphy

SCOUT SPECIAL TEAMS: Kentrell Prejean

AT SOUTH DAKOTA

OFFENSE: Amar Johnson, Evan Beerntsen

DEFENSE: Dalys Beanum, Cade Terveer

SPECIAL TEAMS: Hunter Dustman

SCOUT OFFENSE: Elijah Ervin, Cole Jarrett

SCOUT DEFENSE: Noah St-Juste, Jace Sifore

SCOUT SPECIAL TEAMS: Kytan Fyfe

ACADEMIC SUCCESS: The South Dakota State University football program has maintained its tradition of excellence both on the field and in the classroom during its Division I history.

The Jackrabbits were recognized with the Missouri Valley Football Conference Team Academic Award each of its first nine years in the league.

Last season, several Jackrabbit football players were honored individually for their work in the classroom, highlighted by Reece Winkelman's repeat selection to the College Sports Communicators Academic All-America First Team, which is made up of student-athletes from both NCAA Division I football classifications.

Winkelman, from Marshall, Minnesota, was selected with a 3.92 GPA as a graduate student in business economics. On the field, he was a first-team all-MVFC selection who racked up eight sacks and 15.5 tackles for loss in 2022.

SDSU has placed at least one player on the Academic All-America squad in 16 of the last 18 seasons, including multiple selections 13 times. Overall, SDSU football student-athletes have received Academic All-America recognition from the College Sports Communicators 45 times since 1974.

During the 2021 season, Wes Genant became the only Jackrabbit football student-athlete to earn Academic All-America honors four times. Three-time selections include: Paul Kippley (1978-80), Kyle Minett (2008-10) and Zach Zenner (2012-14). Zenner was also honored as the 2014 Academic All-America Team Member of the Year.

The Academic All-America program recognizes the nation's top student-athletes for their combined performances on the field and in the classroom. Candidates must be at least a sophomore in athletic and academic standing, a starter or key reserve on his team and carry at least a 3.5 GPA.

Earlier during the 2022 season, Winkelman was one of eight SDSU football student-athletes to earn recognition on the CSC Academic All-District squad. The others included:

- Adam Bock, linebacker, Solon, Iowa;
- DyShawn Gales, cornerback, North Chicago, Illinois;
- Mark Gronowski, quarterback, Naperville, Illinois
- Jaxon Janke, wide receiver, Madison;
- Mason McCormick, offensive lineman, Sioux Falls;
- Cale Reeder, safety, Yorkville, Illinois; and
- Ryan Van Marel, defensive tackle, Sheldon, Iowa.

Bock and Winkelman also were repeat first-team selections to the 2022 MVFC Scholar-Athlete Team. Also earning a spot on the first team was Gronowski, while Janke and fellow wide receiver Canyon Bauer were second-team honorees. Closing out the team's academic awards during the 2022 season were a total of 74 Jackrabbits receiving recognition on the MVFC Honor Roll for posting a GPA of 3.0 or higher during the fall term.

STAFF SHAKEUP: Besides a change at the top, several new assistant coaches donned the headsets for the first time as Jackrabbits during the Aug. 31 season opener against Western Oregon.

New coaches on the offensive side of the ball include Jake Menage (wide receivers) and Robbie Rouse (running backs). Additions to the defensive staff include Mike Banks (cornerbacks), Jalon Bibbs (defensive line) and Pete Menage (safeties).

Pat Cashmore also is a recent addition to the coaching staff and will direct the special teams units.

Returning for his second season as offensive coordinator is Zach Lujan, with Ryan Olson (run game coordinator/offensive line) and Chris Meyers (tight ends) providing further coaching continuity on the offensive side of the ball.

On defense, Jesse Bobbit is the lone coaching holdover as he moves into the coordinator's role and also will coach the linebackers after mentoring the safeties in 2022.

Including Jimmy Rogers, five former Jackrabbit football players are full-time coaches at SDSU this season. The others are Bobbit, Lujan and both Menages, who are cousins.

PLAYERS OF THE WEEK

vs NORTH DAKOTA STATE

OFFENSE: Jadon Janke, Mason McCormick

DEFENSE: Brian Williams

SPECIAL TEAMS: Hunter Dustman

SCOUT OFFENSE: Andrew Gustad, Ian Mutchler

SCOUT DEFENSE: Kolten Tilford, Jace Sifore

SCOUT SPECIAL TEAMS: Joey Neumann

DANA J. DYKHOUSE STADIUM RECORDS

YEAR-BY-YEAR RECORDS

2016	6-1
2017	7-1
2018	7-0
2019	5-3
2020-21	5-0
2021	5-2
2022	9-0
2023	5-0
TOTALS	49-7

ATTENDANCE TOP 10

Nov. 4, 2023 • vs. North Dakota State	19,431
Oct. 26, 2019 • vs. North Dakota State	19,371
Oct. 14, 2023 • vs. Northern Iowa	19,357
Oct. 8, 2022 • vs. South Dakota	19,332
Sept. 9, 2023 • vs. Montana State	19,332
Sept. 30, 2023 • vs. North Dakota	19,231
Oct. 29, 2022 • vs. Indiana State	19,041
Nov. 4, 2017 • vs. North Dakota State	18,130
Nov. 6, 2021 • vs. North Dakota State	18,122
Oct. 22, 2016 • vs. Youngstown State	17,730

DANA J. DYKHOUSE STADIUM: Jackrabbit football moved into a new home in September of 2016 with the completion of Dana J. Dykhouse Stadium.

The stadium, which was constructed in phases on the site of SDSU's previous home field, Coughlin-Alumni Stadium, seats 19,340 spectators and cost \$65 million to build.

Dana J. Dykhouse Stadium is being funded through private gifts and long-term revenue streams, including concessions and suite, loge box and ticket sales. Bonds are financing nearly two-thirds of the project's construction, with the remaining dollars coming from private support. Lead gifts totaling \$12.5 million from former Jackrabbit football player and Sioux Falls banker Dana Dykhouse and philanthropist T. Denny Sanford were announced in October 2013.

The stadium officially opened Sept. 8, 2016, featuring a concert by country music stars Luke Bryan, Little Big Town and Lee Brice as part of the Jacks Bash opening weekend.

The first football game was two days later, on Sept. 10, when the Jackrabbits defeated Drake, 56-28.

SDSU has gone on to post a 49-7 record at Dana J. Dykhouse Stadium during its seven seasons of operation, including an 11-1 mark in FCS playoff games. The Jacks' current home winning streak is 17 games, with their last home loss a 26-17 setback to Northern Iowa on Oct. 23, 2021.

The Jackrabbits have gone undefeated at home three times while playing at Dana J. Dykhouse Stadium: 2018 (7-0), 2020-21 spring season (5-0) and 2022 (9-0).

Dana J. Dykhouse Stadium was designed by Kansas City-based Crawford Architects, with the construction firm JE Dunn serving as the project manager at risk and Henry Carlson Company of Sioux Falls serving as general contractor.

The stadium won the 2017 Alliant Build America Award from the Associated General Contractors of America South Dakota Building Chapter.

JACKS IN THE PROS: In the opening week of the 2023 season, five former South Dakota State standouts were members of National Football League teams, continuing the Jackrabbits' long tradition of developing players into pro prospects.

Headlining the list is tight end Dallas Goedert of the Philadelphia Eagles. After being drafted in the second round of the 2018 NFL Draft, Goedert has gone on to record 286 receptions for 3,407 yards and 21 touchdowns in six seasons.

In helping lead the Eagles to the Super Bowl during the 2022 season, Goedert caught 55 passes for 703 yards and three touchdowns. Thus far in 2023, Goedert has tallied 38 receptions for 410 yards and two touchdowns. He is currently sidelined by injury.

Linebacker Christian Rozeboom earned a Super Bowl ring with the Los Angeles Rams during the 2021 season. A member of the Rams' practice squad in 2020, Rozeboom made his NFL debut with the Kansas City Chiefs early in 2021 before returning to Los Angeles and seeing action mostly on special teams for the Rams for the remainder of the regular season and postseason. Rozeboom played in all 17 games during the 2022 season and registered eight tackles.

Rozeboom currently ranks third on the team with 50 total tackles. He recorded his first career interception in the Rams' Oct. 15 victory over Arizona.

For the first time since 1976, the Jackrabbits saw two players selected in the same NFL Draft following the 2021 campaign. Running back Pierre Strong was a fourth-round selection by the New England Patriots, while quarterback Chris Oladokun was taken by the Pittsburgh Steelers.

Strong went on to gain 100 yards on 10 carries and added seven receptions for 42 yards during his rookie season with the Patriots in 2022. He was traded at the end of the most recent training camp to the Cleveland Browns and has contributed 34 carries for 152 yards and a touchdown, as well as a 41-yard reception, in limited action thus far in 2023.

PRONUNCIATION GUIDE

COACHES

Zach Lujan	LOO-hahn
Jake/Pete Menage	MEN-age

PLAYERS

Jack Amer	AIM-er
Steven Arrell	ah-RELL
Max Baloun	bah-LOON
Evan Beerntsen	BURNT-sen
Brenden Begeman	BEG-ah-man
Matthew Durrance	durr-ANTS
Caleb Franci	FRANCE-III
Graham Goering	GORE-ing
Mark Gronowski	grow-NOW-ski
Zach Heins	HINES
Colby Huerter	HURT-er
Jadon/Jaxon Janke	YON-kee
Randy Keumogne	cah-MOAN-yay
Isaac Kracl	KROTZ-ill
Aaron/Adam Kusler	COOSE-ler
Daeton Mcgaughy	Mc-GOY
Joe Ollman	OHL-man
Dawson Ripperda	RIP-er-dah
Noah St-Juste	saint-JOOST
Jace Sifore	CY-for
Isaiah Stalbird	STALL-bird
Davion Sterner	DAY-vee-on
Davin Stoffel	STAW-full
Cade Terveer	tur-VEER
Ryan Van Marel	van MARR-ell
Ethan Vibert	VY-bert
Griffin Wilde	WILL-dee
Saiveon Williamson	SAY-vee-on

Oladokun was released by the Steelers, but was assigned to the practice squad of the Super Bowl champion Kansas City Chiefs in 2022 and again at the start of 2023.

Another former Jackrabbits who made his NFL debut in 2022 was receiver Cade Johnson, who tallied a pair of receptions during regular season play for the Seattle Seahawks before hauling in three receptions for 39 yards in a playoff game. Johnson began the 2023 season on the Seahawks' practice squad.

Going through his first NFL training camp in 2023 was tight end Tucker Kraft. A third-round draft choice by the Green Bay Packers, Kraft tallied the first two receptions of his career — for five yards — in a Sept. 28 game against Detroit.

In addition, wide receiver Jake Wieneke continues to play in the Canadian Football League. After three seasons with the Montreal Alouettes, Wieneke signed with the Saskatchewan Rough Riders for the 2023 season and enters the week with 17 receptions for 177 yards in six games.

ROGERS SHOW: The Jimmy Rogers Radio Show airs throughout the 2023 season.

The weekly, hour-long show originates in front of a live audience once again at Cubby's Sports Bar and Grill in downtown Brookings. Hosted by Tyler Merriam, the show airs along the Jackrabbit Sports Network, including flagship station WNAX 570 AM, and can be heard through the Jackrabbit app and online at GoJacks.com.

Please note that the show will shift to Thursday nights beginning Nov. 9 due to conflicts with Jackrabbit basketball games.

Weekly segments include interviews with Jackrabbit coaches, student-athletes and others associated with SDSU football. Fans can submit questions through social media platforms and fans in attendance can register for weekly prizes.

A LOOK AHEAD: The Jackrabbits close out regular season by hosting Missouri State on Nov. 18. Kickoff for the Military Appreciation and Senior Day matchup is set for 2 p.m. at Dana J. Dykhouse Stadium. Pre-game Senior Day recognition will begin at 1:40 p.m.

The 2023 FCS playoff bracket will be announced Sunday, Nov. 19. The selection show will air at 11:30 a.m. on ESPN. The 24-team playoffs begin with first-round games Nov. 25. The top eight seeds will receive first-round byes and will host the winners of the first-round matchups Dec. 2.

DEPTH CHART vs. YOUNGSTOWN STATE

OFFENSE

LT	74	GARRET GREENFIELD, 6-7, 320, Sr., Rock Valley, Iowa
	69	Quinten Christensen, 6-4, 290, R-Fr., Wessington Springs, S.D.
LG	60	MASON McCORMICK, 6-5, 315, Sr., Sioux Falls, S.D.
	54	Jalen Lee, 6-3, 310, Jr., Robbins, Ill.
C	50	GUS MILLER, 6-3, 295, Jr., Brookings, S.D.
	64	Ethan Vibert, 6-4, 305, Sr., Regina, Saskatchewan
RG	61	EVAN BEERNTSEN, 6-4, 300, Sr., De Pere, Wis.
	77	William Paepke, 6-5, 290, Fr., Rapid City, S.D.
RT	78	JOHN O'BRIAN, 6-5, 300, Sr., Eaton Rapids, Mich.
	75	Dawson Rudd, 6-5, 285, R-Fr., Claremore, Okla.
TE	87	ZACH HEINS, 6-7, 260, Sr., Sioux Falls, S.D.
	69/83	Quinten Christensen, 6-4, 290, R-Fr., Wessington Springs, S.D.
TE/FB	34	Mike Morgan, 6-3, 240, Sr., New Lenox, Ill.
	44	Kevin Brenner, 6-2, 240, Sr., Silver Lake, Wis.
WR	1	JADON JANKE, 6-3, 210, Sr., Madison, S.D.
	15	Devon Cole Jr., 5-10, 175, Jr., Clermont, Fla.
WR	10	JAXON JANKE, 6-3, 210, Sr. Madison, S.D.
	2	Marcus Preston, 6-2, 195, Jr., Lawrence, Kan.
WR	18	Griffin Wilde, 6-2, 190, Fr., Sioux Falls, S.D.
	12	Grahm Goering, 6-3, 205, So., Iowa City, Iowa
QB	11	MARK GRONOWSKI, 6-3, 225, Jr., Naperville, Ill.
	7	Chase Mason, 6-4, 230, So., Hurley, S.D.
	5	Jon Bell, 6-3 190, So., Naperville, Ill.
RB	22	ISAAH DAVIS, 6-1, 220, Sr., Joplin, Mo.
	3	Amar Johnson, 5-10, 200, Jr., O'Fallon, Mo.
	21	Angel Johnson, 5-9, 190, So., Irene, S.D.

Returning starters indicated in CAPS

DEFENSE

DE	53	Caden Johnson, 6-3, 240, Sr., Wahoo, Neb.
	94	CADE TERVEER, 6-3, 250, Sr., Brandon, S.D.
	99	Dawson Ripperda, 6-4, 240, R-Fr., Larchwood, Iowa
DT	98	RYAN VAN MAREL, 6-4, 295, Sr., Sheldon, Iowa
	93	Max Baloun, 6-6, 285, Jr., Redfield, S.D.
	51	Logan Green, 6-4, 285, R-Fr., Northboro, Iowa
DT	52	Jarod DePriest, 6-5, 285, Sr., Trivoli, Ill.
	92	Brian Williams, 6-1, 285, Sr., Chipley, Fla.
DE	48	Quinton Hicks, 6-1, 260, Sr., Wichita, Kan.
	95	Zac Wilson, 6-3, 250, Sr., Chipley, Fla.
	57	Levi Vanden Bos, 6-3, 245, So., Rock Valley, Iowa
LB	11	JASON FREEMAN, 5-9, 215, Sr., Zion, Ill.
	29	Graham Spalding, 6-2, 210, Sr., Oviedo, Fla.
LB	6	Saiveon Williamson, 6-1, 205, Sr., Waseca, Minn.
	32	ADAM BOCK, 6-1, 225, Sr., Solon, Iowa
	(Mike) 46	Cullen McShane, 6-1, 225, R-Fr., Marquette, Iowa
LB	2	ISAAH STALBIRD, 6-1, 215, Sr., Kearney, Neb.
	42	Davion Sterner, 6-0, 215, Jr., Alvord, Iowa
	or (Sam) 33	Bryce Johnson, 6-3, 210, R-Fr., Parker, Colo.
CB	7	Dalys Beanum, 6-1, 190, Sr., Omaha, Neb.
	4	Steven Arrell, 6-3, 195, Jr., Brooklyn Park, Minn.
	13	Aydan Dautermann, 6-1, 190, So., Hartford, Wis.
FS	1	Tucker Large, 5-11, 180, So., Sioux Falls, S.D.
	23	Matthew Durrance, 6-2, 210, So., Lutz, Fla.
SS	25	CALE REEDER, 6-0, 190, Sr., Yorkville, Ill.
	14	Colby Huerter, 6-1, 200, Jr., Katy, Texas
CB	5	DySHAWN GALES, 5-11, 190, Sr., North Chicago, Ill.
	31	Jalen B. Lee, 6-0, 195, R-Fr., Wentzville, Mo.
	17	Abe Hoskins III, 6-0, 185, So., Omaha, Neb.

SPECIAL TEAMS

PK	10	HUNTER DUSTMAN, 6-4, 230, Jr., East Bethel, Minn.	Holder	5	Jon Bell, 6-3, 190, So., Naperville, Ill.
	96	Jackson Isakson, 6-2, 190, Fr., Aberdeen, S.D.		25	Cale Reeder, 6-0, 190, Sr., Yorkville, Ill.
P	10	HUNTER DUSTMAN, 6-4, 230, Jr., East Bethel, Minn.	KOR	18	Griffin Wilde, 6-2, 190, Fr., Sioux Falls, S.D.
	96	Jackson Isakson, 6-2, 190, Fr., Aberdeen, S.D.		12	Grahm Goering, 6-3, 205, So., Iowa City, Iowa
Long Snaps	37	Kaydon Olivia, 5-11, 215, So., Schertz, Texas	KOR	3	Amar Johnson, 5-11, 190, So., O'Fallon, Mo.
	46	Cullen McShane, 6-1, 225, R-Fr., Marquette, Iowa		21	Angel Johnson, 5-9, 190, So., Irene, S.D.
Short Snaps	37	Kaydon Olivia, 5-11, 215, So., Schertz, Texas	PR	1	Tucker Large, 5-11, 180, So., Sioux Falls, S.D.
	87	Zach Heins, 6-7, 260, Sr., Sioux Falls, S.D.		10	Jaxon Janke, 6-3, 210, Sr., Madison, S.D.

COACHING STAFF

Head Coach: Jimmy Rogers
 Offensive Coordinator/Quarterbacks: Zach Lujan [B]
 Defensive Coordinator/Linebackers: Jesse Bobbit [B]
 Special Teams Coordinator: Pat Cashmore [F]
 Run Game Coordinator/Offensive Line: Ryan Olson [F]
 Cornerbacks: Mike Banks [B]
 Defensive Line: Jalon Bibbs [F]

Wide Receivers: Jake Menage [F]
 Safeties: Pete Menage [F]
 Tight Ends: Chris Meyers [B]
 Running Backs: Robbie Rouse [F]
 Offensive Quality Control: Chuck Case, Kyle Saddler
 Defensive Quality Control: Kellen Soulek, Evan Traxler
 Special Teams Quality Control/Video Coordinator: Brayden Gage

#10/13 SDSU 47, YOUNGSTOWN STATE 16

Oct. 30, 2021 • Stambaugh Stadium (Att.: 9,423)

YOUNGSTOWN, Ohio — Walter Payton Award candidate Pierre Strong, Jr. rushed for a season-high 163 yards and two touchdowns, and the South Dakota State defense turned in a strong effort to lead the Jackrabbit football team to a 47-16 road win at Stambaugh Stadium.

South Dakota State, ranked 10th in the Stats Perform media poll and 13th by the Football Championship Subdivision coaches, improved to 6-2 overall and 3-2 in the Missouri Valley Football Conference. YSU dropped to 2-5 overall and 1-4 in league play.

The Jackrabbits wasted little time to break into the scoring column, taking the opening kickoff and marching 75 yards on eight plays. After extending the drive with a pair of third-down runs that resulted in first downs, quarterback Chris Oladokun found a wide-open Zach Heins down the middle of the field for a 25-yard touchdown pass three and a half minutes into the contest.

SDSU would go on to finish 10-of-12 on third-down attempts in the game, compared to 1-of-9 by the Penguins.

Strong made it 14-0 on the next SDSU possession, scoring the first of his two touchdowns on a 5-yard run to cap a nine-play, 71-yard drive that chewed up more than five minutes.

YSU put its first points on the board on the ensuing first-quarter drive as Colt McFadden kicked a 28-yard field goal. The Penguins prevented SDSU from further increasing its lead by forcing a pair of turnovers deep in YSU territory in the second quarter, although Cole Frahm put up the only points of the second stanza on the board on the final play of the half for SDSU with a 52-yard field goal.

The Jackrabbits put the game out of reach with a pair of touchdowns in the third quarter. After Malik Lofton intercepted a pass at the YSU 35 on the Penguins' first drive of the second half, SDSU and Strong needed only one play to answer as the senior running back broke through a big hole in the center of the line and rumbled to the end zone.

That touchdown run put Strong over the 100-yard mark for the sixth time this season as he finished the afternoon with his 163 yards on 19 carries.

Reserve quarterback Rudy Voss added a 14-yard touchdown run later in the quarter for a 31-3 Jackrabbit lead.

The Penguin tandem of Bryce Oliver and backup quarterback Mitch Davidson connected for both of YSU's touchdowns — a 35-yard pass play late in the third quarter and a 31-yarder midway through the fourth. YSU starting quarterback Joe Craycraft completed only 4-of-10 passes for 36 yards, while Davidson was 6-of-7 for 111 yards.

However, after Oliver's first touchdown, Adam Bock blocked and returned the PAT try for two points for the Jackrabbits.

Oladokun and backup running back Amar Johnson each scored on 1-yard runs in the fourth quarter to finish off the scoring for SDSU, which reached the 40-point mark for the seventh time in eight games this season. Johnson carried 18 times for 87 yards, while Oladokun completed 16-of-22 passes for 260 yards.

Jaxon Janke tallied game highs of seven catches and 111 receiving yards as the Jackrabbits finished with a 553-223 advantage in total offense.

SDSU held Youngstown State's Jaleel McLaughlin to 54 yards on eight carries. As a team, the Jackrabbits registered 10 tackles for loss, led by three from Reece Winkelman and sacks by Logan Backhaus and Ryan Van Marel. Cade Terveer notched a team-high five total tackles.



Reece Winkelman recorded three of South Dakota State's 10 tackles for loss in limiting Youngstown State to 76 rushing yards in a 47-16 road victory Oct. 30, 2021.

SCORE BY QUARTERS	1	2	3	4	FINAL
South Dakota State (6-2, 3-2)	14	3	16	14	47
Youngstown State (2-5, 1-4)	3	0	6	7	16

SCORING SUMMARY

1st	11:37	SDSU	— Zach Heins 25 yd pass from Chris Oladokun (Cole Frahm kick)
1st	5:10	SDSU	— Pierre Strong, Jr., 5 yd run (Frahm kick)
1st	2:13	YSU	— Colt McFadden 28 yd field goal
2nd	00:00	SDSU	— Frahm 52 yd field goal
3rd	13:36	SDSU	— Strong 35 yd run (Frahm kick)
3rd	3:28	SDSU	— Rudy Voss 14 yd run
3rd	1:12	YSU	— Bryce Oliver 35 yd pass from Mitch Davidson (kick blocked)
3rd	1:12	SDSU	— Adam Bock PAT return
4th	11:42	SDSU	— Oladokun 1 yd run (Frahm kick)
4th	9:32	YSU	— Oliver 31 yd pass from Davidson (McFadden kick)
4th	4:43	SDSU	— Amar Johnson 1 yd run

TEAM STATISTICS	SDSU	YSU
FIRST DOWNS	28	13
RUSHES-YARDS (NET)	48-293	26-76
PASSING YDS (NET)	260	147
Passes Att-Comp-Int	22-16-1	17-10-1
TOTAL OFFENSE PLAYS-YARDS	70-553	43-223
Fumble Returns-Yards	0-0	0-0
Punt Returns-Yards	2-2	0-0
Kickoff Returns-Yards	1-15	1-28
Interception Returns-Yards	1-0	1-0
Punts (Number-Avg)	0-0.0	5-45.2
Fumbles-Lost	1-1	0-0
Penalties-Yards	9-57	2-30
Possession Time	37:33	22:27
Third-Down Conversions	10 of 12	1 of 9
Fourth-Down Conversions	0 of 0	0 of 0
Red-Zone Scores-Chances	4-5	1-1
Sacks By: Number-Yards	2-16	2-14


RUSHING LEADERS: SDSU - Pierre Strong, Jr. 19-163; Amar Johnson 18-87; Rudy Voss 3-42. YSU - Jaleel McLaughlin 8-54; Dra Rushton 4-14. **PASSING LEADERS:** SDSU - Chris Oladokun 16-22-1 260. YSU - Joe Craycraft 4-10-1 36; Mitch Davidson 6-7-0 111. **RECEIVING LEADERS:** SDSU - Jaxon Janke 7-111; Tucker Kraft 3-42; Jadon Janke 3-39; Zach Heins 2-38; Canyon Bauer 1-30. YSU - Bryce Oliver 3-78; Andrew Ogletree 2-25; Jaleel McLaughlin 2-11. **INTERCEPTIONS:** SDSU - Malik Lofton 1-0. YSU - Quincy Lenton 1-0. **SACKS:** SDSU - Logan Backhaus 1.0-12; Ryan Van Marel 1.0-4. YSU - Amarian Robinson 1.0-8; Dylan Wudke 1.0-6. **TACKLE LEADERS (UA-A-TOT):** SDSU - Cade Terveer 4-1-5; Reece Winkelman 4-0-4; Cale Reeder 3-1-4; Adam Bock 2-1-3. YSU - Jordan White 2-7-9; Isaac James-Gray 4-2-6; Grant Dixon 4-2-6; Quincy Lenton 3-3-6.



South Dakota State University JACKRABBITS

2023 Football Roster

No.	NAME	Pos	Ht	Wt	Yr	HOMETOWN	No.	NAME	Pos	Ht	Wt	Yr	HOMETOWN
0	Daeton Mcgaughy	LB	6-0	210	Sr.	Elwood, Kan.	45	Brenden Begeman	RB	6-1	205	Fr.	Selby, S.D.
1	Jadon Janke	WR	6-3	210	Sr.	Madison, S.D.	46	Cullen McShane	LB	6-1	225	R-Fr.	Marquette, Iowa
1	Tucker Large	S	5-10	180	So.	Sioux Falls, S.D.	47	Kytan Fyfe	LB	6-2	205	R-Fr.	Grand Island, Neb.
2	Marcus Preston	WR	6-2	195	Jr.	Lawrence, Kan.	48	Quinton Hicks	DE	6-1	260	Sr.	Wichita, Kan.
2	Isaiah Stalbird	LB	6-1	215	Sr.	Kearney, Neb.	49	Davin Stoffel	TE	6-6	230	Fr.	Mosinee, Wis.
3	Amar Johnson	RB	5-10	200	Jr.	O'Fallon, Mo.	50	Gus Miller	OL	6-3	295	Jr.	Brookings, S.D.
3	Dontay Johnson	S	6-2	185	R-Fr.	Fort Collins, Colo.	50	Nick Wells	DE	6-3	235	Fr.	Sioux City, Iowa
4	Steven Arrell	CB	6-3	195	Jr.	Brooklyn Park, Minn.	51	Logan Green	DT	6-4	285	R-Fr.	Northboro, Iowa
5	Jon Bell	QB	6-3	190	So.	Naperville, Ill.	52	Jarod DePriest	DT	6-5	285	Sr.	Trivoli, Ill.
5	DyShawn Gales	CB	5-11	190	Sr.	North Chicago, Ill.	53	Caden Johnson	DE	6-3	240	Sr.	Wahoo, Neb.
6	Saiveon Williamson	LB	6-1	205	Sr.	Waseca, Minn.	54	Jalen Lee	OL	6-3	310	Jr.	Robbins, Ill.
7	Dalys Beanum	CB	6-1	190	Sr.	Omaha, Neb.	55	Aaron Wolfcale-Holsten	DT	6-1	280	So.	Gilbert, Ariz.
7	Chase Mason	QB	6-4	230	So.	Hurley, S.D.	56	Andrew Gustad	TE	6-0	220	R-Fr.	Volin, S.D.
8	Blake Peterson	DE	6-4	260	Sr.	Beresford, S.D.	57	Levi Vanden Bos	DE	6-3	245	So.	Rock Valley, Iowa
9	Jeff Becker	QB	6-0	205	R-Fr.	Fort Wayne, Ind.	58	Aidan Murphy	DE	6-4	230	R-Fr.	Magna, Utah
9	Caleb Francl	LB	6-1	195	Jr.	Grand Island, Neb.	59	Grant Conaway	DT	6-3	270	Jr.	Huntington Beach, Calif.
10	Hunter Dustman	K/P	6-4	225	Jr.	East Bethel, Minn.	60	Mason McCormick	OL	6-5	315	Sr.	Sioux Falls, S.D.
10	Jaxon Janke	WR	6-3	210	Sr.	Madison, S.D.	61	Evan Beerntsen	OL	6-4	300	Sr.	De Pere, Wis.
11	Jason Freeman	LB	5-9	215	Sr.	Zion, Ill.	62	Kenyon Big Bow	OL	6-5	305	Fr.	Anadarko, Okla.
11	Mark Gronowski	QB	6-3	225	Jr.	Naperville, Ill.	64	Ethan Vibert	OL	6-4	305	Sr.	Regina, Saskatchewan
12	Grahm Goering	WR	6-3	205	So.	Iowa City, Iowa	65	Cole Jarrett	OL	6-1	295	Fr.	Papillion, Neb.
13	Jack Amer	QB	6-3	225	Fr.	Gilbert, Ariz.	66	Brady Beck	OL	6-8	305	Jr.	Sioux Falls, S.D.
13	Aydan Dautermann	CB	6-1	190	So.	Hartford, Wis.	67	Ian Mutchler	OL	6-3	290	Fr.	Morton, Ill.
14	Colby Huerter	S	6-1	200	Jr.	Katy, Texas	68	Jackson Kerstin	OL	6-4	265	Fr.	Naperville, Ill.
15	Devon Cole Jr.	WR	5-10	175	Jr.	Clermont, Fla.	69	Quinten Christensen	OL	6-4	290	R-Fr.	Wessington Springs, S.D.
16	Noah St-Juste	CB	5-10	165	Fr.	Montreal, Quebec	70	Colby Christensen	OL	6-7	295	Jr.	West Des Moines, Iowa
17	Abe Hoskins III	CB	6-0	185	So.	Omaha, Neb.	71	Noah Atherton	OL	6-6	315	Fr.	Longmont, Colo.
18	Griffin Wilde	WR	6-2	190	Fr.	Sioux Falls, S.D.	74	Garret Greenfield	OL	6-7	320	Sr.	Rock Valley, Iowa
19	Elijah Ervin	WR	6-1	190	Jr.	Phoenix, Ariz.	75	Dawson Rudd	OL	6-5	285	R-Fr.	Claremore, Okla.
20	Myles Taylor	CB	6-0	175	So.	Gilbert, Ariz.	76	Bo Donald	OL	6-6	300	Sr.	Kimball, S.D.
21	Angel Johnson	RB	5-9	190	So.	Irene, S.D.	77	William Paepke	OL	6-5	290	Fr.	Rapid City, S.D.
22	Isaiah Davis	RB	6-1	220	Sr.	Joplin, Mo.	78	John O'Brian	OL	6-5	300	Sr.	Eaton Rapids, Mich.
23	Matthew Durrance	S	6-2	210	So.	Lutz, Fla.	79	Jharett Bloomenrader	OL	6-5	295	Sr.	Highmore, S.D.
24	Derrick Johnson	RB	5-11	205	R-Fr.	Austin, Texas	80	Kentrell Prejean	WR	5-8	150	Fr.	Lafayette, La.
25	Cale Reeder	S	6-0	190	Sr.	Yorkville, Ill.	81	Joey Neumann	TE	6-4	230	Fr.	Antioch, Ill.
26	Kolten Tilford	S	5-9	175	Fr.	North Platte, Neb.	82	Ky Oday Jr.	WR	5-11	175	R-Fr.	Denver, Colo.
27	Noah Thompson	S	6-0	185	R-Fr.	Brandon, S.D.	83	David Alpers	TE	6-6	240	R-Fr.	Sioux Falls, S.D.
28	Chase Van Tol	LB	6-1	190	Fr.	Tea, S.D.	84	Joe Randle	WR	6-3	210	Fr.	St. Anthony, Minn.
29	Graham Spalding	LB	6-2	210	Sr.	Oviedo, Fla.	85	Joe Roll	WR	5-9	185	Fr.	Gretna, Neb.
30	Cody Cotton	CB	6-0	175	So.	Pleasant Prairie, Wis.	86	Patrick Hoffmann	WR	6-1	195	Jr.	Naperville, Ill.
31	Jalen B. Lee	CB	6-0	195	R-Fr.	Wentzville, Mo.	87	Zach Heins	TE	6-7	260	Sr.	Sioux Falls, S.D.
32	Adam Bock	LB	6-1	225	Sr.	Solon, Iowa	88	Greyton Gannon	TE	6-4	230	R-Fr.	Eagle, Wis.
33	Bryce Johnson	LB	6-3	210	R-Fr.	Parker, Colo.	89	Brody Gormley	TE	6-7	240	R-Fr.	Topeka, Kan.
34	Mike Morgan	TE/FB	6-3	240	Sr.	New Lenox, Ill.	90	Randy Keumogne	DE	6-3	235	Sr.	Oakdale, Minn.
35	Beau Giblin	S	6-1	185	Fr.	Sioux Falls, S.D.	91	Jace Sifore	DT	6-3	280	R-Fr.	Howard, S.D.
36	Dane Miller	WR	6-4	185	R-Fr.	Hardy, Neb.	92	Brian Williams	DT	6-1	285	Sr.	ChIPLEY, Fla.
37	Kaydon Olivia	LS	5-11	215	So.	Schertz, Texas	93	Max Baloun	DT	6-6	285	Jr.	Redfield, S.D.
37	Kirby Vorhees	RB	5-10	200	Fr.	Lutz, Fla.	94	Cade Terveer	DE	6-3	250	Sr.	Brandon, S.D.
38	Trevor Scott	LB	5-10	195	R-Fr.	Kansas City, Mo.	95	Zac Wilson	DE	6-3	245	Sr.	ChIPLEY, Fla.
39	Isaac Krael	RB	5-11	180	R-Fr.	Crete, Neb.	96	Bryce Hawthorne	DT	6-3	265	Fr.	Osseo, Minn.
40	Aaron Kusler	LB	6-3	225	Jr.	Sioux Falls, S.D.	96	Jackson Isakson	K/P	6-2	190	Fr.	Aberdeen, S.D.
41	Joe Ollman	LB	6-2	210	R-Fr.	Mequon, Wis.	97	Reis Kirschenman	DE	6-3	230	Fr.	Tea, S.D.
42	Davion Sterner	LB	6-0	215	Jr.	Alvord, Iowa	98	Ryan Van Marel	DT	6-4	295	Sr.	Sheldon, Iowa
43	Adam Kusler	LB	6-2	225	Jr.	Sioux Falls, S.D.	99	Jack Green	K	6-0	200	So.	Rapid City, S.D.
44	Kevin Brenner	TE	6-2	240	Sr.	Silver Lake, Wis.	99	Dawson Ripperda	DE	6-4	240	R-Fr.	Larchwood, Iowa



JIMMY ROGERS

Head Coach • First Season

Alma Mater: South Dakota State, 2009

Jimmy Rogers was introduced as the 21st head football coach in South Dakota State University history on Jan. 20, 2023, continuing his long association with Jackrabbit football that began as a student-athlete and has continued through the coaching ranks.

Rogers played an integral role in the Jackrabbits winning their first national title in football during the 2022 season by directing a defense that led the Football Championship Subdivision in rushing defense by allowing only 88.1 yards per game on the ground. SDSU tied for the FCS lead with 18 interceptions and also ranked second in total defense (274.1 yards per game), third in scoring defense (15.8 points per game) and fourth in turnovers gained (26).

The Jackrabbits finished the 2022 season on a school-record 14-game winning streak and held the No. 1 ranking in both the Stats Perform media poll and FCS coaches' poll the final two months of the year.

Rogers was honored as the 2022 FCS Coordinator of the Year by FootballScoop.com, and also was selected to participate in the AFCA's 35 Under 35 Coaches Leadership Institute.

A former standout defensive player for South Dakota State, Rogers returned to his alma mater in June 2013 to coach the Jackrabbit linebackers. The 2022 campaign marked his first — and only — season as the team's sole defensive coordinator duties after sharing the role for three seasons. He previously was elevated to assistant head coach after the 2019 campaign.

In his first season, Rogers directed a linebacking corps whose three regular starters — R.C. Kilgore, T.J. Lally and Charles Elmore — combined for 290 tackles. Kilgore led the team with 134 tackles and also led the nation with five fumble recoveries en route to first-team all-Missouri Valley Football Conference recognition.

Rogers again coached a 100-tackle performer in 2014 as Lally led the squad with 117 tackles en route to earning second-team all-MVFC recognition.

The 2015 Jackrabbit linebacking crew again featured the squad's top two tacklers as Lally turned in the third 100-tackle season of his career with a team-best 102 stops and Jesse Bobbit added 97 tackles. Lally received second-team all-MVFC recognition for the third time, while Bobbit was an honorable mention selection.

Under Rogers' guidance, Christian Rozeboom burst onto the Football Championship landscape in 2016 by being named MVFC Freshman of the Year

and finishing second in the balloting for the STATS FCS Jerry Rice Award as the top freshman in the Football Championship Subdivision after tallying a team-best 132 tackles. In addition, fellow linebackers Jesse Bobbit and Dallas Brown capped strong careers in 2016. A second-team all-league selection, Bobbit ranked second on the squad with 110 tackles, while Brown led the team with three interceptions.

Rozeboom anchored the Jackrabbit linebacking corps over the next three seasons as he registered 100-plus tackles each year in becoming the SDSU career tackles leader with 475. He also earned first-team all-MVFC honors four times and was a three-time All-America selection. A multiple-time finalist for the Buck Buchanan Award as the top defensive player in the FCS ranks, Rozeboom would later sign a free agent contract with the Los Angeles Rams.

In taking on a new and expanded role in 2019, Rogers helped direct a Jackrabbit defense that ranked in the top three of the MVFC in seven different defensive categories.

Rogers' linebacking corps again earned multiple awards en route to the FCS title game during the 2020-21 season that was moved to the spring. The team's starters ranked as the top three tacklers during the 10-game season as Adam Bock (74 tackles), Logan Backhaus (72 tackles) and Preston Tetzlaff (70 tackles) paced the squad. Backhaus was honored on a number of All-America teams, while Bock was a freshman All-America honoree and Tetzlaff was awarded the NCAA Elite 90 Award at the national championship.

Jackrabbit linebackers were again the team's top two tacklers during the 2021 season as football returned to the fall. Sophomore Adam Bock registered a team-high 125 tackles and Isaiah Stalbird was second on the squad with 73 total stops. Bock was a late addition to the list of finalists for the Buck Buchanan Award and received All-America honors from several organizations after earning first-team all-MVFC recognition.

Rogers coached a 100-tackle linebacker in eight of his 10 seasons leading the position group.

A native of Hamilton, Arizona, Rogers previously served as a graduate assistant at Florida Atlantic University in Boca Raton, Florida. He spent the fall of 2012 as an offensive graduate assistant, working with the offensive line. In the spring of 2013 he transitioned back to the defensive side of the ball as he worked with the team's linebackers.

THE ROGERS FILE

AS A PLAYER

- Four-Year Letterman (2006-09)
- Team Captain (2009)
- First-Team All-Great West Football Conference (2007)
- Second-Team All-Missouri Valley Football Conference (2008)
- Two-Time Team Tackles Leader (110 in 2007, 93 in 2008)
- Career Totals Included: 312 Tackles, 3 Interceptions and 3 Forced Fumbles

AS AN ASSISTANT COACH

- Team Record of 97-36 over 10 Seasons as a full-time assistant coach
- 10 Consecutive FCS Playoff Berths
- 2022 FCS National Champions
- Linebackers Coach (2013-22)
- Co-Defensive Coordinator (2019-21)
- Defensive Coordinator (2022)
- FootballScoop.com FCS Coordinator of the Year (2022)
- AFCA 35 Under 35 Coaches Leadership Institute (2022)



32-ADAM BOCK

6-1, 215, Junior • Linebacker

Solon, Iowa (Solon H.S.)

FOOTBALL HONORS AND HIGHLIGHTS:

- Stats Perform FCS Buck Buchanan Award Finalist (2021)
- HERO Sports FCS All-America First Team (2021)
- Stats Perform FCS All-America Second Team (2021)
- HERO Sports FCS Sophomore All-America Team (2021)
- HERO Sports FCS Freshman All-America Team (2020-21)
- All-Missouri Valley Football Conference First Team (2021, 2022)
- MVFC All-Newcomer Team (2020-21)
- College Sports Communicators Academic All-District (2022)
- MVFC Defensive Player of the Week (April 17, 2021; Sept. 3, 2022)
- MVFC All-Academic/Scholar-Athlete First Team (2021, 2022)
- MVFC Commissioner's Academic Excellence Award (2020-21, 2022)
- MVFC Honor Roll (2019, 2020-21, 2021, 2022)
- Team Captain (2022, 2023)
- Returned interception 39 yards for touchdown in Nov. 27, 2021 FCS playoff game versus UC Davis
- Blocked and returned PAT for defensive extra point Oct. 30, 2021 at Youngstown State
- Has recorded double figures for tackles in a game 12 times in his career

SDSU SINGLE-SEASON TACKLES

1. Ross Shafrath, 2012	150
2. R.C. Kilgore, 2013	134
3. Christian Rozeboom, 2016	132
4. Christian Rozeboom, 2017	127
5. Adam Bock, 2021.....	125
6. T.J. Lally, 2014	117
7. Chris Coquette, 2004.....	115
8. Christian Rozeboom, 2019	111
9. Jimmy Rogers, 2007	110
Jesse Bobbit, 2016	110

Note: Tackles not officially recognized as an NCAA statistic until 2000

ADAM BOCK'S CAREER STATISTICS

YEAR	G	SOLO	AST	TOTAL	TFL-Yds	SACK-Yds	PBU	INT-Yds	BK	FR-Yds	FF
2019	4	3	1	4	0-0	0-0	0	0-0	0	0-0	0
2020-21	10	36	38	74	5.5-20	2.0-15	0	0-0	0	0-0	0
2021	15	66	59	125	9.5-31	2.5-15	6	2-55	1	0-0	2
2022	11	39	37	76	7.5-26	4.0-17	0	0-0	0	1-0	1
2023	4	12	9	21	1.5-9	1.0-8	0	0-0	0	0-0	0
CAREER	44	156	144	300	24.0-86	9.5-55	6	2-55	1	1-0	3

ADAM BOCK'S 2019 GAME-BY-GAME STATISTICS

Game	Solo	Ast	Total	TFL-Yds	Sack-Yds	Int-Yds	FF	FR
Drake	0	0	0	0-0	0-0	0-0	0	0
North Dakota St.	0	0	0	0-0	0-0	0-0	0	0
Illinois State	2	0	2	0-0	0-0	0-0	0	0
Northern Iowa	1	1	2	0-0	0-0	0-0	0	0
Season Totals	3	1	4	0-0	0-0	0-0	0	0

ADAM BOCK'S 2020-21 GAME-BY-GAME STATISTICS

Game	Solo	Ast	Total	TFL-Yds	Sack-Yds	Int-Yds	FF	FR
Northern Iowa	4	1	5	1.0-7	1.0-7	0-0	0	0
North Dakota	0	0	0	0-0	0-0	0-0	0	0
Western Illinois	3	5	8	0-0	0-0	0-0	0	0
Youngstown St.	1	1	2	0-0	0-0	0-0	0	0
Southern Illinois	2	8	10	0-0	0-0	0-0	0	0
North Dakota St.	8	5	13	2.5-4	0-0	0-0	0	0
Holy Cross	3	6	9	0-0	0-0	0-0	0	0
Southern Illinois	7	6	13	1.0-1	0-0	0-0	0	0
Delaware	4	2	6	1.0-8	1.0-8	0-0	0	0
Sam Houston	4	4	8	0-0	0-0	0-0	0	0
Season Totals	36	38	74	5.5-20	2.0-15	0-0	0	0

ADAM BOCK'S 2021 GAME-BY-GAME STATISTICS

Game	Solo	Ast	Total	TFL-Yds	Sack-Yds	Int-Yds	FF	FR
Colorado State	7	1	8	2.0-3	0-0	0-0	0	0
Lindenwood	2	1	3	0-0	0-0	0-0	0	0
Indiana State	0	10	10	0.5-0	0-0	1-16	0	0
Dixie State	2	1	3	0-0	0-0	0-0	0	0
Southern Illinois	10	7	17	0.5-2	0.5-2	0-0	1	0
Western Illinois	5	2	7	0-0	0-0	0-0	0	0
Northern Iowa	6	4	10	0-0	0-0	0-0	0	0
Youngstown St.	2	1	3	0.5-1	0-0	0-0	0	0
North Dakota St.	5	8	13	2.5-8	1.0-2	0-0	1	0
South Dakota	11	3	14	2.0-13	1.0-11	0-0	0	0
North Dakota	5	7	12	1.0-2	0-0	0-0	0	0
UC Davis	3	3	6	0-0	0-0	0-0	0	0
Sacramento St.	1	5	6	0-0	0-0	0-0	0	0
Villanova	3	4	7	0-0	0-0	0-0	0	0
Montana State	4	2	6	0.5-2	0-0	0-0	0	0
Season Totals	66	59	125	9.5-31	2.5-15	1-16	2	0

Note: Blocked and returned extra point for 2-point defensive conversion Oct. 30 at Youngstown State

JACKRABBITS TO WATCH

ADAM BOCK'S 2022 GAME-BY-GAME STATISTICS

Game	Solo	Ast	Total	TFL-Yds	Sack-Yds	Int-Yds	FF	FR
Iowa	6	7	13	0-0	0-0	0-0	1	1
UC Davis	6	3	9	1.0-1	0-0	0-0	0	0
Butler	3	1	4	0-0	0-0	0-0	0	0
Missouri State	4	3	7	1.0-5	1.0-5	0-0	0	0
Western Illinois	8	2	10	0-0	0-0	0-0	0	0
South Dakota	3	4	7	2.5-10	2.0-9	0-0	0	0
North Dakota St.	1	6	7	0-0	0-0	0-0	0	0
North Dakota	1	0	1	0-0	0-0	0-0	0	0
Indiana St.	DNP-Injury							
Northern Iowa	DNP-Injury							
Illinois State	DNP-Injury							
Delaware	DNP-Injury							
Holy Cross	1	3	4	0.5-4	0-0	0-0	0	0
Montana State	6	2	8	2.5-6	1.0-3	0-0	0	0
North Dakota St.	0	6	6	0-0	0-0	0-0	0	0
Season Totals	39	37	76	7.5-26	4.0-17	0-0	1	1

ADAM BOCK'S 2023 GAME-BY-GAME STATISTICS

Game	Solo	Ast	Total	TFL-Yds	Sack-Yds	Int-Yds	FF	FR
Western Oregon	DNP-Injury							
Montana State	DNP-Injury							
Drake	DNP-Injury							
North Dakota	5	5	10	1.5-9	1.0-8	0-0	0	0
Illinois State	DNP-Injury							
Northern Iowa	DNP-Injury							
Southern Illinois	2	0	2	0-0	0-0	0-0	0	0
South Dakota	3	2	5	0-0	0-0	0-0	0	0
North Dakota St.	2	2	4	0-0	0-0	0-0	0	0
Season Totals	12	9	21	1.5-9	1.0-8	0-0	0	0



22-ISAIAH DAVIS

6-1 220, Senior • Running Back
Joplin, Missouri (Joplin H.S.)

FOOTBALL HONORS AND HIGHLIGHTS:

- HERO Sports FCS Sophomore All-America Team (2021)
- HERO Sports FCS Freshman All-America Team (2020-21)
- Phil Steele Co-Spring FCS Playoff MVP (2020-21)
- All-Missouri Valley Football Conference First Team (2022)
- All-MVFC Honorable Mention (2020-21)
- MVFC All-Newcomer Team (2020-21)
- MVFC Offensive Player of the Week (Oct. 1, 2022)
- MVFC Newcomer of the Week (March 20, 2021)
- MVFC Commissioner's Academic Excellence Award (2021)
- MVFC Honor Roll (2020-21, 2021)
- Team Captain (2023)
- Led team in rushing yards (818) and touchdowns (10) as a true freshman during 2020-21 season and again during the 2022 season (1,451 rushing yards, 15 touchdowns)
- Has topped the 100-yard mark for rushing 20 times during career — nine times in FCS playoff games
- Scored a rushing touchdown in 11 consecutive games, covering his final 10 games of the 2022 season and the 2023 season opener
- In first career start, tallied 150 yards on 22 carries and scored three touchdowns, including a 45-yard score, in regular season road win at Southern Illinois on March 20, 2021
- Tallied 305 all-purpose yards (178 rushing, 114 kickoff returns, 13 receiving) in 2020-21 Football Championship Subdivision national title game, including career-long 85-yard touchdown run
- Began his collegiate career by rushing 81 times before being tackled for a loss

SDSU CAREER RUSHING YARDS

1. Josh Ranek, 1997-2001	6,744
2. Zach Zenner, 2011-14	6,548
3. Pierre Strong, Jr., 2018-21	4,527
4. Kyle Minett, 2007-10	4,277
5. Isaiah Davis, 2020-present	3,830
6. Anthony Watson, 2003-06	3,712
7. Dan Sonnek, 1984-87	3,304
8. Les Tuma, 1970-73	3,018
9. Cory Koenig, 2004-07	2,990
10. Brady Mengarelli, 2014-17	2,677

SDSU CAREER RUSHING TOUCHDOWNS

1. Josh Ranek, 1997-2001	62
2. Zach Zenner, 2011-14	61
3. Kyle Minett, 2007-10	47
4. Isaiah Davis, 2020-present	41
5. Pierre Strong, Jr., 2018-21	40
6. Jerry Welch, 1951-54	34
7. Dan Sonnek, 1984-87	32
8. Scott Nedved, 1998-2002	30
9. Anthony Watson, 2003-06	29
10. Darwin Gonnerman, 1966-68	26
Taryn Christion, 2015-18	26

SDSU CAREER SCORING

1. Josh Ranek, 1997-2001	426
2. Zach Zenner, 2011-14	416
3. Chase Vinatieri, 2016-19	374
4. Jake Wieneke, 2014-17	362
5. Kyle Minett, 2007-10	330
6. Parker Douglass, 2004-07	321
7. Justin Syrovatka, 2011-14	319
8. Pierre Strong, Jr., 2018-21	258
9. Isaiah Davis, 2020-present	256
10. Jerry Welch, 1951-54	221

ISAIAH DAVIS' CAREER STATISTICS

Year	Rush	Yds	Avg	TD	LG	Rec	Yds	TD	LG	KOR	Yds	Avg	TD	LG
2020-21	96	818	8.5	10	*85	7	107	0	36	7	228	32.6	0	50
2021	95	701	7.4	7	53	2	8	0	8	0	0	0.0	0	0
2022	249	1,451	5.8	15	*47	21	173	0	19	0	0	0.0	0	0
2023	126	860	6.8	1	49	16	145	1	*23	0	0	0.0	0	0
Career	566	3,830	6.8	41	*85	46	433	1	36	7	228	32.6	0	50

* denotes touchdown

ISAIAH DAVIS' 2020-21 GAME-BY-GAME STATISTICS

Game	Rush	Yds	TD	LG	Rec	Yds	TD	LG	KOR	Yds	TD	LG
Northern Iowa	1	2	0	2	1	18	0	18	0	0	0	0
North Dakota	2	6	0	6	0	0	0	0	0	0	0	0
Western Illinois	9	118	1	*40	0	0	0	0	1	28	0	28
Youngstown State	3	12	0	8	0	0	0	0	0	0	0	0
Southern Illinois	22	150	3	*45	0	0	0	0	1	36	0	36
North Dakota State	16	84	1	13	3	36	0	23	0	0	0	0
Holy Cross	10	156	1	*60	0	0	0	0	0	0	0	0
Southern Illinois	10	42	1	12	1	4	0	4	1	50	0	50
Delaware	9	70	0	36	1	36	0	36	0	0	0	0
Sam Houston	14	178	3	*85	1	13	0	13	4	114	0	40
Season Totals	96	818	10	*85	7	107	0	36	7	228	0	50

ISAIAH DAVIS' 2021 GAME-BY-GAME STATISTICS

Game	Rush	Yds	TD	LG	Rec	Yds	TD	LG	PR	Yds	TD	LG
Colorado State	15	84	1	32	0	0	0	0	1	1	0	1
Lindenwood	3	41	0	24	0	0	0	0	0	0	0	0
North Dakota	9	64	0	22	0	0	0	0	0	0	0	0
UC Davis	15	217	1	53	0	0	0	0	0	0	0	0
Sacramento State	19	108	2	11	1	8	0	8	1	17	0	17
Villanova	25	174	3	32	0	0	0	0	0	0	0	0
Montana State	9	13	0	8	1	0	0	0	0	0	0	0
Season Totals	95	701	7	53	2	8	0	8	2	18	0	17

Note: Missed eight games due to injury

JACKRABBITS TO WATCH

SDSU SINGLE-SEASON RUSHING YARDS

1. Josh Ranek, 1999	2,055
2. Zach Zenner, 2012	2,044
3. Zach Zenner, 2014	2,019
4. Zach Zenner, 2013	2,015
5. Josh Ranek, 1998	1,881
6. Josh Ranek, 2001	1,804
7. Pierre Strong, Jr.; 2021	1,686
8. Dan Sonnek, 1985	1,518
9. Isaiah Davis, 2022.....	1,451
10. Rick Wegher, 1984	1,317

SDSU SINGLE-SEASON RUSHING TOUCHDOWNS

1. Josh Ranek, 1999	25
2. Zach Zenner, 2013	23
3. Zach Zenner, 2014	22
4. Josh Ranek, 2001	18
Pierre Strong, Jr; 2021	18
6. Kyle Minett, 2009.....	16
7. Dan Nelson, 1993	15
Paul Klinger, 1994	15
Cory Koenig, 2007.....	15
Isaiah Davis, 2022	15

ISIAAH DAVIS' 2022 GAME-BY-GAME STATISTICS

Game	Rush	Yds	TD	LG	Rec	Yds	TD	LG	PR	Yds	TD	LG
Iowa	18	50	0	12	5	32	0	12	0	0	0	0
UC Davis	25	112	0	13	0	0	0	0	0	0	0	0
Butler	11	74	0	14	1	17	0	17	0	0	0	0
Missouri State	20	83	0	16	1	7	0	7	0	0	0	0
Western Illinois	27	199	2	38	2	16	0	14	0	0	0	0
South Dakota	15	108	3	*47	1	6	0	6	0	0	0	0
North Dakota St.	14	114	1	27	0	0	0	0	0	0	0	0
North Dakota	DNP-Injury											
Indiana State	7	37	2	10	0	0	0	0	0	0	0	0
Northern Iowa	24	105	1	9	5	34	0	19	0	0	0	0
Illinois State	16	50	1	8	3	33	0	13	0	0	0	0
Delaware	14	104	2	35	0	0	0	0	0	0	0	0
Holy Cross	20	154	1	27	1	0	0	0	0	0	0	0
Montana State	16	158	1	41	0	0	0	0	0	0	0	0
North Dakota St.	22	103	1	25	2	28	0	16	0	0	0	0
Season Totals	249	1,451	15	*47	21	173	0	19	0	0	0	0

*Denotes touchdown

ISIAAH DAVIS' 2023 GAME-BY-GAME STATISTICS

Game	Rush	Yds	TD	LG	Rec	Yds	TD	LG	PR	Yds	TD	LG
Western Oregon	4	19	1	11	1	9	0	9	0	0	0	0
Montana State	12	66	0	16	2	22	0	11	0	0	0	0
Drake	8	77	0	28	3	47	1	*23	0	0	0	0
North Dakota	16	132	3	22	3	18	0	9	0	0	0	0
Illinois State	20	197	2	49	1	2	0	2	0	0	0	0
Northern Iowa	17	103	1	15	1	4	0	4	0	0	0	0
Southern Illinois	15	91	1	39	2	11	0	9	0	0	0	0
South Dakota	17	69	0	13	3	32	0	13	0	0	0	0
North Dakota St.	17	106	1	27	0	0	0	0	0	0	0	0
Season Totals	126	860	9	49	16	145	1	*23	0	0	0	0



11-MARK GRONOWSKI

6-3, 225, Junior • Quarterback

Naperville, Illinois (Neuqua Valley H.S.)

FOOTBALL HONORS AND HIGHLIGHTS:

- Phil Steele FCS Freshman of the Year (2020-21)
- Stats Perform Jerry Rice Award Finalist/Runner-up (2020-21)
- HERO Sports FCS Freshman All-America Team (2020-21)
- HERO Sports FCS Sophomore All-America Team (2022)
- Missouri Valley Football Conference Offensive Player of the Year (2020-21)
- MVFC Newcomer/Freshman of the Year (2020-21)
- All-MVFC First Team (2020-21)
- All-MVFC Second Team (2022)
- Stats Perform FCS National Freshman Player of the Week (Feb. 19, 2021)
- MVFC Offensive Player of the Week (March 6, 2021; Sept. 24, 2022; Oct. 22, 2022)
- MVFC Newcomer of the Week (Feb. 19, 2021; April 17, 2021)
- Has passed and rushed for touchdowns in the same game 20 times in 34 career starts, including an 11-game streak between the 2022 (last five games) and 2023 (first six games) seasons
- College Sports Communicators Academic All-District (2022)
- MVFC Scholar-Athlete First Team (2022)
- MVFC Commissioner's Academic Excellence Award (2021, 2022)
- MVFC Honor Roll (2020-21, 2021, 2022)
- Team Captain (2022, 2023)

SDSU CAREER PASSING YARDS

1. Taryn Christion, 2015-18	11,535
2. Austin Sumner, 2011-14	9,458
5. Mark Gronowski, 2020-present	6,273
3. Ryan Berry, 2005-08	6,023
4. Ted Wahl, 1985-88	6,016
6. Brad Nelson, 2001-04	5,382
7. Andy Rennerfeldt, 1997-2000	5,377
8. Dan Fjeldheim, 1999-2002	5,176
9. Todd McDonald, 1990-93	4,999
10. Mike Busch, 1984-85	4,980

SDSU SINGLE-SEASON PASSING YARDS

1. Taryn Christion, 2016	3,714
2. Taryn Christion, 2017	3,515
3. Chris Oladokun, 2021	3,164
4. Brad Nelson, 2003	3,141
5. Ryan Berry, 2008	3,106
6. Taryn Christion, 2018	3,020
7. Austin Sumner, 2013	2,999
8. Mark Gronowski, 2022	2,967
9. Todd McDonald, 1993	2,715
10. Dan Fjeldheim, 2002	2,663

MARK GRONOWSKI'S CAREER STATISTICS

Year	GP	Eff.	Comp	Att	Int	Pct.	Yds	TD	LG	Rush	Yds	TD	LG
2020-21	10	150.51	108	188	3	57.4	1,565	15	*76	83	577	7	*80
2021	DNP-Injury												
2022	15	156.47	232	356	5	65.2	2,967	26	57	111	408	12	51
2023	9	178.81	124	181	3	68.5	1,741	18	*60	53	190	6	*20
Career	34	160.50	464	725	11	64.0	6,273	59	*76	247	1,175	25	*80

* denotes touchdown

MARK GRONOWSKI'S 2020 GAME-BY-GAME STATISTICS

Game	Comp	Att	Int	Yds	TD	LG	Rush	Yds	TD	LG
^Northern Iowa	19	29	0	194	2	43	10	24	1	13
^North Dakota	16	32	2	309	2	*76	7	-5	0	5
^Western Illinois	12	19	0	178	2	*44	4	120	2	*80
^Youngstown State	12	28	1	158	1	39	9	15	1	8
^Southern Illinois	7	11	0	63	0	20	13	103	2	17
^North Dakota State	10	14	0	149	1	28	16	126	0	55
^Holy Cross	12	21	0	153	3	*45	2	15	0	9
^Southern Illinois	9	16	0	183	2	31	13	142	1	*67
^Delaware+	10	16	0	162	2	36	7	27	0	13
^Sam Houston	1	2	0	16	0	16	2	10	0	3
Season Totals	108	188	3	1,565	15	*76	83	577	7	*80

^ started game

+ caught 24-yard touchdown pass

JACKRABBITS TO WATCH

SDSU CAREER

PASSING TOUCHDOWNS

1. Taryn Christion, 2015-18	104
2. Austin Sumner, 2011-14	65
3. Mark Gronowski, 2020-present	59
4. Ryan Berry, 2005-08	56
5. Brad Nelson, 2001-04	47
6. Ted Wahl, 1985-88	43
7. Ron Meyer, 1963-65	41
8. Todd McDonald, 1990-93	36
9. Noel Bouché, 1996-98	36
10. Dan Fjeldheim, 1999-2002	32
Andy Rennerfeldt, 1997-2000	32

SINGLE-SEASON

PASSING TOUCHDOWNS

1. Taryn Christion, 2017	35
2. Taryn Christion, 2018	32
3. Ryan Berry, 2008	30
Taryn Christion, 2016	30
5. Brad Nelson, 2003	27
6. Mark Gronowski, 2022	26
7. Todd McDonald, 1993	25
Chris Oladokun, 2021	25
9. Brad Nelson, 2004	20
10. Ron Meyer, 1963	19
Ryan Berry, 2007	19
Austin Sumner, 2013	19

Mark Gronowski, 202318

MARK GRONOWSKI'S 2022 GAME-BY-GAME STATISTICS

Game	Comp	Att	Int	Yds	TD	LG	Rush	Yds	TD	LG
^Iowa	10	26	0	87	0	20	10	-21	0	3
^UC Davis	13	21	2	110	1	17	7	9	2	7
^Butler	17	25	0	279	3	54	8	55	1	23
^Missouri State	22	29	0	319	4	*40	7	9	0	7
^Western Illinois	17	33	0	188	1	20	3	8	1	11
^South Dakota	12	20	1	136	1	*28	9	43	0	8
^North Dakota State	16	21	0	152	0	39	9	2	0	14
^North Dakota	15	20	0	197	3	39	6	20	2	10
^Indiana State	22	28	0	233	3	24	2	9	1	7
^Northern Iowa	21	34	1	263	1	57	4	20	0	11
^Illinois State	20	28	1	283	1	51	13	25	1	14
^Delaware	11	15	0	131	1	34	8	73	1	51
^Holy Cross	12	22	0	177	2	44	10	47	1	18
^Montana State	10	13	0	189	2	38	10	52	1	16
^North Dakota State	14	21	0	223	3	44	5	57	1	*51
Season Totals	232	356	5	2,967	26	57	111	408	12	*51

MARK GRONOWSKI'S 2023 GAME-BY-GAME STATISTICS

Game	Comp	Att	Int	Yds	TD	LG	Rush	Yds	TD	LG
^Western Oregon	8	10	0	121	1	*31	2	11	1	*6
^Montana State	13	22	0	184	2	40	10	26	1	*20
^Drake	18	25	1	226	5	24	3	19	1	11
^North Dakota	13	22	0	167	1	27	4	22	1	14
^Illinois State	11	17	0	171	3	*60	8	38	1	*14
^Northern Iowa	21	26	0	291	3	38	7	30	1	11
^Southern Illinois	15	21	1	161	1	*49	5	-9	0	8
^South Dakota	13	19	1	207	0	52	7	43	0	13
^North Dakota State	12	19	0	213	2	*46	7	10	0	10
Season Totals	124	181	3	1,741	18	*60	53	190	6	*20



10-JAXON JANKE

6-3, 210, Senior • Wide Receiver

Madison, South Dakota (Madison H.S.)

FOOTBALL HONORS AND HIGHLIGHTS:

- All-Missouri Valley Football Conference Second Team (2020-21, 2021, 2022)
- HERO Sports FCS Sophomore All-America Team (2020-21)
- HERO Sports FCS Freshman All-America First Team (2019)
- Phil Steele FCS Freshman All-America First Team (2019)
- MVFC All-Newcomer Team (2019)
- MVFC Special Teams Player of the Week (Sept. 7, 2019)
- College Sports Communicators Academic All-District (2022)
- MVFC Scholar-Athlete Second Team (2022)
- MVFC All-Academic Honorable Mention (2020-21, 2021)
- MVFC Commissioner's Academic Excellence Award (2019, 2020-21, 2021, 2022)
- MVFC Honor Roll (2019, 2020-21, 2021, 2022)
- Led team in receptions and receiving yards three times: 2020-21 (32-473), 2021 (72-1,165) and 2022 (60-857)
- Has topped the 100-yard mark for receiving eight times during career, including seven times in 2021
- Has caught two touchdown passes in a game four times in his career
- Ranks second in SDSU history in career receptions (226, third in receiving yards (3,385 and fourth in career receiving touchdowns (27)
- Has a streak of a reception in 43 consecutive games

JAXON JANKE'S CAREER STATISTICS

Year	Rec	Yds	Avg	TD	LG	PR	Yds	Avg	TD	LG	KOR	Yds	Avg	LG
2018	0	0	0.0	0	0	2	34	17.0	0	18	0	0	0.0	0
2019	29	353	12.2	4	38	27	289	10.7	1	*77	3	46	15.3	20
2020-21	32	473	14.8	6	*76	8	106	13.3	0	55	0	0	0.0	0
2021	72	1,165	16.2	5	55	0	0	0.0	0	0	0	0	0.0	0
2022	60	857	14.3	9	44	3	58	19.3	0	49	0	0	0.0	0
2023	33	537	16.3	3	*60	0	0	0.0	0	0	0	0	0.0	0
Career	226	3,385	15.0	27	*76	40	487	12.2	1	*77	3	46	15.3	20

* denotes touchdown

Note: Has four rushing attempts for 55 yards in career

JAXON JANKE'S 2018 GAME-BY-GAME STATISTICS

Game	Rec	Yds	TD	LG	PR	Yds	TD	LG	KOR	Yds	LG
Indiana State	0	0	0	0	0	0	0	0	0	0	0
Youngstown St.	0	0	0	0	0	0	0	0	0	0	0
Illinois State	0	0	0	0	2	34	0	18	0	0	0
North Dakota St.	0	0	0	0	0	0	0	0	0	0	0
Season Totals	0	0	0	0	2	34	0	18	0	0	0

JAXON JANKE'S 2019 GAME-BY-GAME STATISTICS

Game	Rec	Yds	TD	LG	PR	Yds	TD	LG	KOR	Yds	LG
Minnesota	2	20	0	11	0	0	0	0	0	0	0
Long Island	0	0	0	0	4	111	1	*77	0	0	0
Drake	1	12	0	12	3	14	0	11	0	0	0
Southern Utah	2	52	0	28	1	3	0	3	0	0	0
Southern Illinois	3	20	2	*12	3	8	0	11	1	14	14
Youngstown St.	4	32	0	17	2	34	0	19	1	12	12
Indiana State	3	47	1	*23	2	7	0	8	0	0	0
North Dakota St.	1	7	0	7	2	10	0	7	0	0	0
Missouri State	2	21	0	13	1	4	0	4	0	0	0
Illinois State	2	61	0	38	2	21	0	11	1	20	20
Northern Iowa	4	20	1	*10	3	48	0	34	0	0	0
South Dakota	3	41	0	26	2	12	0	8	0	0	0
Northern Iowa	2	20	0	15	2	17	0	8	0	0	0
Season Totals	29	353	4	38	27	289	1	*77	3	46	20

JAXON JANKE'S 2020-21 GAME-BY-GAME STATISTICS

Game	Rec	Yds	TD	LG	PR	Yds	TD	LG	KOR	Yds	LG
Northern Iowa	4	29	1	12	1	14	0	14	0	0	0
North Dakota	7	161	2	*76	0	0	0	0	0	0	0
Western Illinois	4	68	0	42	1	5	0	5	0	0	0
Youngstown St.	3	19	1	*8	1	3	0	3	0	0	0
Southern Illinois	2	36	0	20	0	0	0	0	0	0	0
North Dakota St.	0	0	0	0	2	17	0	16	0	0	0
Holy Cross	5	37	1	*11	2	12	0	6	0	0	0
Southern Illinois	1	24	0	24	0	0	0	0	0	0	0
Delaware	3	64	1	*30	1	55	0	55	0	0	0
Sam Houston	3	35	0	16	0	0	0	0	0	0	0
Season Totals	32	473	6	*76	8	106	0	55	0	0	0

JACKRABBITS TO WATCH

JAXON JANKE'S 2021 GAME-BY-GAME STATISTICS

Game	Rec	Yds	TD	LG	PR	Yds	TD	LG	KOR	Yds	LG
Colorado State	3	58	0	22	0	0	0	0	0	0	0
Lindenwood	2	64	0	55	0	0	0	0	0	0	0
Indiana State	2	47	1	42	0	0	0	0	0	0	0
Dixie State	2	48	0	39	0	0	0	0	0	0	0
Southern Illinois	3	38	0	18	0	0	0	0	0	0	0
Western Illinois	9	101	1	32	0	0	0	0	0	0	0
Northern Iowa	4	83	0	28	0	0	0	0	0	0	0
Youngstown St.	7	111	0	22	0	0	0	0	0	0	0
North Dakota St.	6	118	0	38	0	0	0	0	0	0	0
South Dakota	7	105	0	49	0	0	0	0	0	0	0
North Dakota	8	103	1	24	0	0	0	0	0	0	0
UC Davis	2	18	0	13	0	0	0	0	0	0	0
Sacramento St.	5	48	0	16	0	0	0	0	0	0	0
Villanova	6	119	2	39	0	0	0	0	0	0	0
Montana State	6	104	0	35	0	0	0	0	0	0	0
Season Totals	72	1,165	5	55	0	0	0	0	0	0	0

Note: Recorded one rushing attempt for 7 yards versus Southern Illinois

JAXON JANKE'S 2023 GAME-BY-GAME STATISTICS

Game	Rec	Yds	TD	LG	PR	Yds	TD	LG	Rush	Yds	LG
Western Ore.	3	41	0	20	0	0	0	0	0	0	0
Montana State	3	28	0	11	0	0	0	0	1	9	9
Drake	7	85	1	23	0	0	0	0	1	25	25
North Dakota	3	51	1	27	0	0	0	0	0	0	0
Illinois State	5	88	1	*60	0	0	0	0	0	0	0
Northern Iowa	3	56	0	38	0	0	0	0	0	0	0
Southern Illinois	2	16	0	10	0	0	0	0	0	0	0
South Dakota	3	93	0	52	0	0	0	0	0	0	0
North Dakota St.	4	79	0	32	0	0	0	0	0	0	0
Season Totals	33	537	3	*60	0	0	0	0	2	34	25

Note: Attempted and completed one pass for 2 yards at Illinois State

JAXON JANKE'S 2022 GAME-BY-GAME STATISTICS

Game	Rec	Yds	TD	LG	PR	Yds	TD	LG	KOR	Yds	LG
Iowa	2	24	0	20	1	8	0	8	0	0	0
UC Davis	3	36	0	15	0	0	0	0	0	0	0
Butler	2	21	1	14	0	0	0	0	0	0	0
Missouri State	6	83	1	22	0	0	0	0	0	0	0
Western Illinois	9	94	1	19	0	0	0	0	0	0	0
South Dakota	4	76	1	*28	0	0	0	0	0	0	0
North Dakota St.	4	27	0	21	0	0	0	0	0	0	0
North Dakota	3	33	1	18	0	0	0	0	0	0	0
Indiana State	5	82	0	24	2	50	0	49	0	0	0
Northern Iowa	4	60	0	21	0	0	0	0	0	0	0
Illinois State	4	67	0	21	0	0	0	0	0	0	0
Delaware	4	38	1	14	0	0	0	0	0	0	0
Holy Cross	4	82	1	44	0	0	0	0	0	0	0
Montana State	3	74	0	38	0	0	0	0	0	0	0
North Dakota St.	3	60	2	30	0	0	0	0	0	0	0
Season Totals	60	857	9	44	3	58	0	49	0	0	0

Note: Recorded one rushing attempt for 14 yards versus Missouri State

FOOTBALL CHAMPIONSHIP SUBDIVISION POLLS

STATS PERFORM FCS POLL — NOV. 6

PL.	SCHOOL	2023 RECORD	POINTS	PR
1.	<i>South Dakota State</i> [56]	9-0	1,400	1
2.	Furman	8-1	1,298	2
3.	Montana	8-1	1,279	4
4.	Idaho	7-2	1,265	3
5.	Montana State	7-2	1,190	6
6.	South Dakota	7-2	1,110	9
7.	North Carolina Central	8-1	907	12
8.	Delaware	7-2	870	5
9.	Sacramento State	6-3	857	7
10.	North Dakota	6-3	812	13
11.	Southern Illinois	6-3	730	10
12.	North Dakota State	6-3	655	11
13.	Florida A&M	8-1	654	15
	Villanova	7-2	654	17
15.	Northern Iowa	6-3	615	18
16.	Incarnate Word	7-2	566	8
17.	Western Carolina	6-3	517	16
18.	Albany	7-3	504	23
19.	Chattanooga	7-3	490	14
20.	Austin Peay	7-2	477	19
21.	UT Martin	7-2	348	21
22.	Youngstown State	6-3	342	22
23.	Mercer	7-3	183	25
24.	Harvard	7-1	112	NR
25.	Lafayette	7-2	90	20

Notes: First-place votes in brackets; opponents listed in **bold**

Others receiving votes: Central Arkansas, 75; Tarleton, 47; Holy Cross, 43; Elon, 41; Richmond, 23; Nicholls, 15; William & Mary, 13; Tennessee State, 9.

AFCA FCS COACHES' POLL — NOV. 6

PL.	SCHOOL	2023 RECORD	POINTS	PR
1.	<i>South Dakota State</i> [26]	9-0	650	1
2.	Furman	8-1	612	2
3.	Montana	8-1	603	3
4.	Idaho	7-2	575	5
5.	Montana State	7-2	533	8
6.	South Dakota	7-2	492	12
7.	North Carolina Central	8-1	491	9
8.	Delaware	7-2	386	6
9.	Florida A&M	8-1	378	T13
10.	Incarnate Word	7-2	368	4
11.	Sacramento State	6-3	355	7
12.	North Dakota	6-3	346	15
13.	North Dakota State	6-3	324	10
14.	Austin Peay	7-2	304	17
15.	Southern Illinois	6-3	285	11
16.	UT Martin	7-2	263	18
17.	Chattanooga	7-3	258	T13
18.	Villanova	7-2	193	22
19.	Harvard	7-1	191	19
20.	Northern Iowa	6-3	161	23
21.	Western Carolina	6-3	158	20
22.	Holy Cross	6-3	129	21
23.	Lafayette	7-2	91	16
24.	Central Arkansas	6-3	79	25
25.	Albany	7-3	67	NR

Notes: First-place votes in brackets; opponents listed in **bold**

Others receiving votes: **Youngstown State**, 49; Mercer, 56; **Illinois State**, 16; Davidson, 9; Eastern Illinois, 5; Fordham, 3; Samford, 3; Tarleton, 3; William & Mary, 3; Nicholls, 1.

MISSOURI VALLEY FOOTBALL CONFERENCE

2023 MVFC STANDINGS

SCHOOL	CONFERENCE	PF	PA	OVERALL	PF	PA
South Dakota State	6-0	210	77	9-0	345	107
South Dakota	5-1	130	104	7-2	199	145
Northern Iowa	5-1	178	129	6-3	245	210
Youngstown State	4-2	207	154	6-3	314	227
North Dakota	4-2	200	167	6-3	310	238
North Dakota State	3-3	187	129	6-3	315	177
Southern Illinois	3-3	143	88	6-3	232	147
Illinois State	3-3	194	165	5-4	296	196
Missouri State	2-4	169	182	3-6	276	282
Murray State	1-5	104	204	2-7	159	305
Indiana State	0-6	98	173	0-9	112	286
Western Illinois	0-6	48	296	0-9	126	434

RESULTS AND SCHEDULE

SATURDAY, NOV. 4

*Youngstown State 19, Indiana State 7
 *Northern Iowa 50, Western Illinois 6
 *South Dakota 14, Southern Illinois 7
 *North Dakota 45, Murray State 31
 *South Dakota State 33, North Dakota State 16
 *Illinois State 36, Missouri State 35

SATURDAY, NOV. 11

*South Dakota State at Youngstown State, 11 a.m.
 *Murray State at Illinois State, 11 a.m.
 *Western Illinois at Indiana State, noon
 *North Dakota at South Dakota, noon
 *Northern Iowa at Missouri State, 2 p.m.
 *Southern Illinois at North Dakota State, 2:30 p.m.

All times Central

2023 PRESEASON POLL

1.	South Dakota State [44]	539
2.	North Dakota State [1]	492
3.	Northern Iowa	409
4.	North Dakota	399
5.	Southern Illinois	337
6.	Youngstown State	323
7.	Illinois State	269
8.	Missouri State	229
9.	South Dakota	226
10.	Indiana State	148
11.	Murray State	74
12.	Western Illinois	65



VERSUS RANKED OPPONENTS

Since moving to the Football Championship Subdivision at the start of the 2004 season, the Jackrabbits have compiled a 60-52 record versus ranked opponents.

Following is a year-by-year look at games against ranked opponents:

2004 0-3 record

- at #13 Cal Poly (L, 7-14)
- at #24 Montana State (L, 24-27)
- at #1 Georgia Southern (L, 7-63)

2005 0-5 record

- at #3 Montana (L, 0-7)
- #12 Cal Poly (L, 16-24)
- at #16 Texas State (L, 12-42)
- #19 Georgia Southern (L, 42-55)
- at #20 North Dakota State (L, 17-41)

2006 3-3 record

- at #6 Montana (L, 7-36)
- at #12 Northern Iowa (L, 17-27)
- at #16 McNeese State (W, 20-17)
- at #4 Cal Poly (W, 29-28)
- #16 UC Davis (W, 22-21)
- at #4 North Dakota State (L, 28-41)

2007 2-2 record

- at #6 Youngstown State (L, 17-23)
- #5 Northern Iowa (L, 17-31)
- #19 Cal Poly (W, 48-35)
- #1 North Dakota State (W, 29-24)

2008 3-4 record

- #14 Youngstown State (W, 40-7)
- #15 Western Illinois (W, 24-22)
- #8 Northern Iowa (L, 20-34)
- #4 McNeese State (L, 44-46 - 3OT)
- #3 Cal Poly (L, 28-42)
- #9 Southern Illinois (L, 35-38)
- at #24 North Dakota State (W, 25-24)

2009 1-3 record

- at #17 Cal Poly (L, 14-21)
- vs. #6 Northern Iowa (W, 24-14)
- vs. #3 Southern Illinois (L, 15-34)
- ^at #1 Montana (L, 48-61)

2010 2-3 record

- at #16 Delaware (L, 3-26)
- at #15 Northern Iowa (L, 14-24)
- vs. #20 Western Illinois (W, 33-29)
- at #15 Southern Illinois (W, 31-10)
- at #20 North Dakota State (L, 24-31)

2011 0-3 record

- vs. #23 Indiana State (L, 28-38)
- vs. #2 Northern Iowa (L, 14-31)
- vs. #3/5 North Dakota State (L, 14-38)

2012 3-2 record

- at #22/25 Indiana State (W, 24-10)
- vs. #21/22 Youngstown St. (W, 41-28)
- at #1/1 North Dakota State (L, 17-20)
- ^vs. #25 Eastern Illinois (W, 58-10)
- ^at #1/1 North Dakota State (L, 3-28)

2013 3-2 record

- vs. #1/1 North Dakota State (L, 0-20)
- vs. #17/18 Northern Iowa (W, 37-34 - 2 OT)
- at #15/18 Youngstown St. (W, 42-13)
- ^at #8/9 Northern Arizona (W, 26-7)
- ^at #3/3 Eastern Washington (L, 17-41)

2014 3-4 record

- at #22/22 Illinois State (L, 10-45)
- at #20/21 Northern Iowa (W, 31-28)
- vs. #16/17 Youngstown State (L, 27-30)
- at #1/1 North Dakota State (L, 17-37)
- at #17/19 Indiana State (W, 32-17)
- ^at #17/17 Montana State (W, 47-40)
- at #2/3 North Dakota State (L, 24-27)

2015 3-3 record

- vs. #2/3 North Dakota State (L, 7-28)
- vs. #19/21 Indiana State (W, 24-7)
- at #11/12 Youngstown State (W, 38-8)
- vs. #22/25 Northern Iowa (L, 7-10)
- vs. #2/2 Illinois State (W, 25-20)
- ^at #16/17 Montana (L, 17-24)

2016 4-1 record

- vs. #8/8 Western Illinois (W, 52-14)
- at #1/1 North Dakota State (W, 19-17)
- vs. #12/13 Youngstown State (W, 24-10)
- ^vs. #9/10 Villanova (W, 10-7)
- ^at #3/3 North Dakota State (L, 10-36)

2017 6-2 record

- at #5/6 Youngstown State (L, 7-19)
- at #12/14 Western Illinois (W, 52-48)
- vs. #2/2 North Dakota State (W, 33-21)
- vs. #17/20 Illinois State (W, 27-24 - OT)
- at #15/16 South Dakota (W, 31-28)
- ^vs. #20/21 Northern Iowa (W, 37-22)
- ^vs. #20/21 New Hampshire (W, 56-14)
- ^at #1/1 James Madison (L, 16-51)

2018 2-3 record

- at #1/1 North Dakota State (L, 17-21)
- at #25 Northern Iowa (L, 9-24)
- at #9/11 Illinois State (W, 38-28)
- ^at #2/2 Kennesaw State (W, 27-17)
- ^at #1/1 North Dakota State (L, 21-44)

2019 2-3 record

- at #17/19 Youngstown State (W, 38-28)
- vs. #1/1 North Dakota State (L, 16-23)
- vs. #11/12 Illinois State (L, 18-27)
- vs. #4/5 Northern Iowa (W, 38-7)
- ^vs. #6/6 Northern Iowa (L, 10-13)

2020-21 5-2 record

- at #3 Northern Iowa (W, 24-20)
- at #14 North Dakota (L, 17-28)
- at #5/5 Southern Illinois (W, 44-3)
- at #2/3 North Dakota State (W, 27-17)
- ^vs. #14/14 Southern Illinois (W, 31-26)
- ^vs. #5/5 Delaware (W, 33-3)
- ^vs. #4/4 Sam Houston (L, 21-23)

2021 4-4 record

- vs. #7/8 Southern Illinois (L, 41-42 OT)
- vs. #20/24 Northern Iowa (L, 17-26)
- vs. #2/2 North Dakota State (W, 27-19)
- at #17/19 South Dakota (L, 20-23)
- ^vs. #14/16 UC Davis (W, 56-24)
- ^at #8/12 Sacramento State (W, 31-29)
- ^vs. #6/7 Villanova (W, 35-21)
- ^at #7/9 Montana State (L, 17-31)

2022 8-0 record

- vs. #25 UC Davis (W, 24-22)
- at #4/6 Missouri State (W, 28-14)
- at #1/1 North Dakota State (W, 23-21)
- at #20 North Dakota (W, 49-35)
- ^vs. #23 Delaware (W, 42-6)
- ^vs. #6/7 Holy Cross (W, 42-21)
- ^vs. #3/3 Montana State (W, 39-18)
- ^vs. #4/4 North Dakota State (W, 45-24)

2023 6-0 record

- vs. #3/3 Montana State (W, 20-16)
- vs. #11/12 North Dakota (W, 42-21)
- at #22 Illinois State (W, 40-21)
- at #12/12 Southern Illinois (W, 17-10)
- at #4/9 South Dakota (W, 37-3)
- vs. #10/11 North Dakota St. (W, 33-16)

^denotes FCS playoff game

#1/1 SDSU 45, WESTERN OREGON 7

Aug. 31, 2023 • Dana J. Dykhouse Stadium (Att.: 16,258)

South Dakota State returned two interceptions for touchdowns in the first half and added more big plays on the offensive side of the ball to begin defense of its Football Championship Subdivision national title with a 45-7 victory over Western Oregon before a Dairy Drive crowd of 16,258 at Dana J. Dykhouse Stadium.

Top-ranked SDSU extended its school-record winning streak to 15 games in the season opener for both squads. The game also marked the first for the Jackrabbits under new head coach Jimmy Rogers.

SDSU scored on each of its first three offensive possessions in building a 35-0 lead through the first 20 minutes of the contest. The Jackrabbits took the opening kickoff and proceeded to march 72 yards on seven plays, the last 31 of which came on a Mark Gronowski pass to freshman wide receiver Griffin Wilde over the middle. Gronowski completed all four of his pass attempts on the drive for 58 yards.

Eighty seconds later, the SDSU defense tallied its first points of the night when DyShawn Gales deflected a pass into the hands of safety Colby Huerter, who returned the interception 54 yards for a touchdown.

The Jackrabbit lead grew to 21-0 later in the opening period when Isaiah Davis scampered around right end for a 4-yard touchdown run to finish off a seven-play, 52-yard drive.

SDSU's other starting safety, Tucker Large, got in the act early in the second quarter when he intercepted Gannon Winker's deep pass over the middle and weaved his way through traffic before following a convoy to the end zone for a 64-yard touchdown. It was the first interception by Large, who also returned a punt 25 yards in the opening quarter.

The Jackrabbits extended their lead to 42-0 with two more touchdowns in the second quarter — both on quarterback scrambles. First, Gronowski found paydirt from 6 yards out, while backup Chase Mason capped his first career drive directing the SDSU offense by slicing through the Wolves defense for a 33-yard scoring run.

Gronowski ended the night 8-for-10 passing for 121 yards, while Mason completed 5-of-9 attempts for 67 yards and added 40 rushing yards on three carries.

Reserves on both sides of the ball played the entire second half for the Jackrabbits. Hunter Dustman's 32-yard field goal late in the third period proved to be SDSU's only points of the second half.

Western Oregon, meanwhile, ended the shutout bid with a touchdown with 3 minutes and 47 seconds remaining in the game. Backup quarterback Jordan McCarty led the Wolves on a six-play, 78-yard drive that ended with McCarty scoring from 9 yards out. A 24-yard run by Jermaine Land on the preceding play gave WOU first and goal.

SDSU finished with a 403-209 advantage in total offense. Amar Johnson paced the Jackrabbit rushing attack with 70 yards on eight carries, while Wilde was the leading receiver with four catches for 79 yards.

McCarty was the leading rusher for WOU with 37 yards on eight carries and also completed both of his pass attempts for 40 yards. Winker ended the night 12-for-23 for only 67 yards and was picked off three times. Keyvaun Eady tallied four receptions for 39 yards.

Saiveon Williamson, starting in place of an injured Adam Bock at middle linebacker, registered a team-high eight stops for SDSU, including 1.5 tackles for loss.

Western Oregon's Daron Ulrich Jr. led all players with 11 stops.



Tucker Large returned an interception 64 yards for a touchdown on the first play of the second quarter and was one of two pick-sixes in the game for the Jackrabbits.

SCORE BY QUARTERS	1	2	3	4	FINAL
Western Oregon (0-1)	0	0	0	7	7
South Dakota State (1-0)	21	21	3	0	45

SCORING SUMMARY

1st	11:18	SDSU	—	Griffin Wilde 31 yd pass from Mark Gronowski (Hunter Dustman kick)
1st	9:58	SDSU	—	Colby Huerter 54 yd interception return (Dustman kick)
1st	2:17	SDSU	—	Isaiah Davis 4 yd run (Dustman kick)
2nd	14:41	SDSU	—	Tucker Large 64 yd interception return (Dustman kick)
2nd	10:13	SDSU	—	Mark Gronowski 6 yd run (Dustman kick)
2nd	00:55	SDSU	—	Chase Mason 33 yd run (Dustman kick)
3rd	5:34	SDSU	—	Dustman 32 yd field goal
4th	3:47	WOU	—	Jordan McCarty 9 yd run (Charlie Shulkin kick)

TEAM STATISTICS	WOU	SDSU
FIRST DOWNS	13	21
RUSHES-YARDS (NET)	29-102	34-209
PASSING YDS (NET)	107	194
Passes Att-Comp-Int	25-14-3	23-14-0
TOTAL OFFENSE PLAYS-YARDS	54-209	57-403
Punt Returns-Yards	0-0	3-3-0
Kickoff Returns-Yards	3-33	2-50
Interception Returns-Yards	0-0	3-118
Punts (Number-Avg)	6-28.8	1-51
Fumbles-Lost	0-0	0-0
Penalties-Yards	3-32	9-81
Possession Time	30:05	29:55
Third-Down Conversions	3 of 12	5 of 9
Fourth-Down Conversions	0 of 0	0 of 1
Red-Zone Scores-Chances	1-2	3-3
Sacks By: Number-Yards	0-0	0-0

RUSHING LEADERS: WOU - Jordan McCarty 8-37; Jermaine Land 1-24; Dominique Loggins 10-19; Austin Bacher 8-16; Gannon Winker 2-6. SDSU - Amar Johnson 8-70; Angel Johnson 10-48; Chase Mason 3-40; Isaiah Davis 4-19; Jon Bell 2-13; Mark Gronowski 2-11; Isaac Kracl 2-11; Kirby Vorhees 1-1. **PASSING LEADERS:** WOU - Gannon Winker 12-23-3 67; Jordan McCarty 2-2-0 40. SDSU - Mark Gronowski 8-10-0 121; Chase Mason 5-9-0 67; Jon Bell 1-4-0 6. **RECEIVING LEADERS:** WOU - Keyvaun Eady 4-39; Damon Hickok 3-40; Dominique Loggins 3-12; London Smalley 2-3. SDSU - Griffin Wilde 4-79; Jaxon Janke 3-41; Devon Cole Jr. 2-26; Graham Goering 1-13; Zach Heins 1-11; Isaiah Davis 1-9; Mike Morgan 1-9; Angel Johnson 1-6. **INTERCEPTIONS:** WOU - none. SDSU - Tucker Large 1-64; Colby Huerter 1-54; Kolten Tilford 1-0. **SACKS:** WOU - none. SDSU - none. **TACKLE LEADERS (UA-A-TOT):** WOU - Daron Ulrich Jr. 8-3-11; Luis Vicino 4-2-6; Dawson Muggy 6-0-6; Andrew Simpson 4-1-5; Malcolm Liufau 3-2-5. SDSU - Saiveon Williamson 3-5-8; Jason Freeman 3-2-5; DyShawn Gales 2-2-4; Caleb Francl 3-1-4; Matthew Durrance 3-1-4.

#1/1 SDSU 20, #3/3 MONTANA STATE 16

Sept. 9, 2023 • Dana J. Dykhouse Stadium (Att.: 19,332)

Top-ranked South Dakota State scored three second-half touchdowns and survived a wild finish to outlast third-ranked Montana State, 20-16, before a sold-out Beef Bowl crowd of 19,332 Sept. 9 at Dana J. Dykhouse Stadium.

The Jackrabbits, who took the lead for good on a 35-yard catch and touchdown run by freshman wide receiver Griffin Wilde, improved to 2-0 on the season and extended their school-record winning streak to 16 games. Montana State dropped to 1-1 overall.

The Bobcats controlled the first half, holding SDSU scoreless thanks to a stout defense and a ball-control, dual-quarterback offense that built a 2-to-1 advantage in time of possession. After forcing a fumble on the Jackrabbits' first offensive drive, MSU opened the scoring with a 10-play, 57-yard march. Tommy Mellott recorded a pair of 8-yard carries and completed a pair of passes for another 14 yards before turning the offense over to Sean Chambers, who rushed four times for 17 yards, ending the first scoring drive with a 2-yard run.

SDSU managed only 17 yards of total offense on nine plays in the first quarter and saw its struggles continue as the Bobcats extended their lead to 10-0 on a 27-yard field goal by Brendan Hall six minutes into the second quarter.

The Jackrabbits got the spark they needed on the first play from scrimmage of the second half when Amar Johnson scampered around left end for a 26-yard gain into Montana State territory. Six plays later, quarterback Mark Gronowski found the end zone from 20 yards out down the right sideline.

On their next possession, SDSU strung together an 11-play, 95-yard drive that lasted the final 5:55 of the third quarter and ended two plays and 45 seconds into the fourth quarter as Gronowski zipped a pass down the left hash to tight end Zach Heins for a 16-yard touchdown and a 13-10 lead.

However, SDSU missed the extra point as errors on special teams cropped in the fourth quarter. The Jackrabbits were able to overcome a 59-yard return by Marqui Johnson on the ensuing kickoff as Cale Reeder intercepted a Chambers pass over the middle.

Following the turnover, SDSU was forced to punt from the shadow of its own goal line and Julius Davis broke through to block Hunter Dustman's attempt, which was recovered at the 1-yard line. Chambers was stuffed shy of the goal line on each of the first two plays before the Bobcats were flagged for the second of what would be six false-start penalties going into the teeth of the Jackrabbit student section in the fourth quarter. Hall's second field goal, this time from 19 yards, tied the game at 13-all.

After another Jackrabbit punt midway through the final quarter, the Bobcats regained the lead on a 24-yard field goal by Hall. The Bobcats converted on fourth-and-1 near midfield on the first set of downs, but three more false-start miscues forced MSU to again settle for a field goal.

SDSU struck quickly to take the lead back, needing only two plays and 41 seconds to cover 75 yards. On the first play of the drive, Gronowski connected with Grahm Goering down the right sideline for 40 yards to the Bobcat 35. Then, Wilde caught a pass in the right flat from Gronowski at the line of scrimmage, made a group of Bobcat defenders miss en route to the end zone.

However, the game was far from over even though only 83 seconds remained on the clock. Taking over at their own 25, Chambers moved the Bobcats into scoring territory with both his arm and his legs. With nine ticks left on the clock and the ball at the SDSU 24, Chambers fired a pass over the middle to the back of the end zone that was caught by Clevan Thomas Jr. Originally, the play was ruled a touchdown, but after a lengthy review, was overturned as Thomas was deemed to have caught the ball with both feet out of bounds with one second remaining.

Chambers' final pass attempt of the night was under duress and fell short of the goal line, allowing the Jackrabbits to extend their home winning streak to 14 games dating back to the 2021 campaign.

SDSU finished with a 341-298 edge in total offense, including a 184-87 advantage through the air. Gronowski completed 13-of-22 passes for 184 yards



Griffin Wilde scored the game-winning touchdown on a 35-yard catch and run with 1 minute and 30 seconds remaining in the Sept. 9 showdown against Montana State.

with Jaxon Janke leading receivers with three catches for 28 yards. Wilde tallied two catches for 49 yards.

Isaiah Davis paced the ground game with 66 yards on 12 carries and added two catches for 22 yards.

Chambers ended the night with 90 rushing yards on 20 carries and converted 3-of-9 passing attempts for 53 yards. Mellott was a perfect 6-for-6 passing in the first half for 34 yards and contributed 46 rushing yards on 11 attempts.

Williamson and Colby Huerter each registered game-high 10 tackles for the Jackrabbits. Danny Uliulakepa, who forced the SDSU fumble on a strip-sack in the first half, tallied a team-best seven tackles for Montana State.

SCORE BY QUARTERS	1	2	3	4	FINAL
Montana State (1-1)	7	3	0	6	16
South Dakota State (1-0)	0	0	7	13	20

SCORING SUMMARY

1st	4:14	MSU	-	Sean Chambers 2 yd run (Brendan Hall kick)
2nd	8:49	MSU	-	Hall 27 yd field goal
3rd	10:49	SDSU	-	Mark Gronowski 20 yd run (Hunter Dustman kick)
4th	14:15	SDSU	-	Zach Heins 16 yd pass from Gronowski (kick failed)
4th	10:15	MSU	-	Hall 19 yd field goal
4th	2:04	MSU	-	Hall 24 yd field goal
4th	1:30	SDSU	-	Griffin Wilde 35 yd pass from Gronowski (Dustman kick)

TEAM STATISTICS	MSU	SDSU
FIRST DOWNS	17	20
RUSHES-YARDS (NET)	48-211	29-157
PASSING YDS (NET)	87	184
Passes Att-Comp-Int	15-9-1	22-13-0
TOTAL OFFENSE PLAYS-YARDS	63-298	51-341
Punt Returns-Yards	3-22	0-0
Kickoff Returns-Yards	3-89	0-0
Interception Returns-Yards	0-0	1-0
Punts (Number-Avg)	3-40.0	4-31.0
Fumbles-Lost	0-0	1-1
Penalties-Yards	12-80	7-75
Possession Time	35:23	24:37
Third-Down Conversions	4 of 12	5 of 9
Fourth-Down Conversions	1 of 1	0 of 0
Red-Zone Scores-Chances	4-5	2-2
Sacks By: Number-Yards	3-15	0-0

RUSHING LEADERS: MSU - Sean Chambers 20-90; Julius Davis 12-57; Tommy Mellott 11-46; Jared White 4-16. SDSU - Isaiah Davis 12-66; Amar Johnson 5-47; Mark Gronowski 10-26; Jaxon Janke 1-9; Angel Johnson 1-9. **PASSING LEADERS:** MSU - Sean Chambers 3-9-1 53; Tommy Mellott 6-6-0 34. SDSU - Mark Gronowski 13-22-0 184. **RECEIVING LEADERS:** MSU - Deryk Snell 3-38; Julius Davis 3-14. SDSU - Jaxon Janke 3-28; Griffin Wilde 2-49; Zach Heins 2-25; Isaiah Davis 2-22; Amar Johnson 2-19. **INTERCEPTIONS:** MSU - none. SDSU - Cale Reeder 1-0. **SACKS:** MSU - Rylan Ort 1.0-10; Danny Uliulakepa 1.0-3; Kenneth Eiden IV 1.0-2. SDSU - none. **TACKLE LEADERS (UA-A-TOT):** MSU - Danny Uliulakepa 4-3-7; Rylan Ort 5-1-6; Dru Polidore 2-3-5; McCade O'Reilly 2-3-5. SDSU - Saiveon Williamson 4-6-10; Colby Huerter 5-5-10; Cale Reeder 6-2-8; Tucker Large 7-0-7; Jason Freeman 1-4-5; DyShawn Gales 3-2-5; Isaiah Stalbird 1-4-5.

#1/1 SDSU 70, DRAKE 7

Sept. 16, 2023 • Target Field (Att.: 18,174)

MINNEAPOLIS — South Dakota State racked up its most points and yards in a game in five years, rolling past Drake, 70-7, Saturday in a nonconference football game Sept. 16 at Target Field.

Nine different players found the end zone for the top-ranked Jackrabbits, who improved to 3-0 on the season and ran their school-record winning streak to 17 games. Drake dropped to 0-3.

Drake put the first — and its only — points on the board before the crowd of 18,174 had a chance to settle into its seats. On the first play from scrimmage, Bulldog quarterback Luke Bailey connected with Colin Howard on a deep pass down the middle of the field for a 53-yard gain to the SDSU 30. Two plays and a penalty later, Bailey hooked up again with Howard for a 35-yard touchdown 2 minutes and 17 seconds into the contest.

From there, it was all Jackrabbits. SDSU needed only four plays to knot the game at 7-all as Isaiah Davis caught a short pass from Mark Gronowski and scored from 23 yards out.

On the next possession, SDSU converted twice on third and long after the Jackrabbits were set up in Drake territory after a 42-yard punt return by Tucker Large to the Bulldog 36. Tight end Kevin Brenner finished off the drive with a 3-yard touchdown reception from Gronowski.

The Jackrabbits pushed their lead to 35-7 with three more touchdowns in the second quarter. Gronowski tossed scoring passes of 13 yards to Zach Heins and 18 yards to freshman wide receiver Griffin Wilde around a 1-yard touchdown run by Amar Johnson. Large set up Johnson's touchdown with a 61-yard punt return to the Drake 18.

As a team, SDSU recorded 179 yards on six punt returns and added 73 more yards on a pair of kickoff returns by Amar Johnson. Large ended the day with what is believed to be a school-record 149 yards on four punt returns, with Devon Cole tallying 24 yards on his lone return and Dalys Beanum adding a 6-yard return.

Gronowski, who accounted for a career-high six touchdowns, ended his afternoon with a 5-yard touchdown run and a 1-yard touchdown pass to Jaxon Janke on the first two Jackrabbit drives of the third quarter. Gronowski, whose five touchdown passes also were a career best, completed 18-of-25 passes for 226 yards as he topped the 5,000-yard mark for his career.

Janke notched season highs of seven catches and 85 receiving yards as 10 different Jackrabbits caught passes on the day.

SDSU's final three touchdowns covered 20 or more yards, including two by Angel Johnson. First, Johnson closed out a 21-point third quarter with a 21-yard score, followed by a 66-yard touchdown run midway through the fourth quarter. In between, backup quarterback Chase Mason scampered 69 yards through the Bulldog defense for his second rushing touchdown of the season.

The Jackrabbits amassed 618 yards of total offense, including a 359-47 advantage on the ground. Angel Johnson paced the rushing attack with 90 yards on only four carries, while Davis gained 77 yards on eight attempts.

Bailey led Drake by going 16-of-29 for 201 yards through the air and gaining 25 yards on three rushing attempts.

Daeton Mcgaughy led all players with nine tackles, including a tackle for loss, for the Jackrabbits.



Angel Johnson scored second-half touchdowns on runs of 21 and 66 yards as South Dakota State cruised past Drake, 70-7, in a Sept. 16 game played at Target Field in Minneapolis.

SCORE BY QUARTERS	1	2	3	4	FINAL
Drake (0-3)	7	0	0	0	7
South Dakota State (3-0)	14	21	21	14	70

SCORING SUMMARY

1st	12:43	DU	Colin Howard 35 yd pass from Luke Bailey (Shane Dunning kick)
1st	10:37	SDSU	Isaiah Davis 23 yd pass from Mark Gronowski (Hunter Dustman kick)
1st	4:12	SDSU	Kevin Brenner 3 yd pass from Gronowski (Dustman kick)
2nd	10:28	SDSU	Zach Heins 13 yd pass from Gronowski (Dustman kick)
2nd	5:13	SDSU	Amar Johnson 1 yd run (Dustman kick)
2nd	2:08	SDSU	Griffin Wilde 18 yd pass from Gronowski (Dustman kick)
3rd	12:51	SDSU	Gronowski 5 yd run (Dustman kick)
3rd	8:34	SDSU	Jaxon Janke 1 yd pass from Gronowski (Dustman kick)
3rd	4:47	SDSU	Angel Johnson 21 yd run (Dustman kick)
4th	13:18	SDSU	Chase Mason 69 yd run (Dustman kick)
4th	8:18	SDSU	Angel Johnson 66 yd run (Dustman kick)

TEAM STATISTICS

	DU	SDSU
FIRST DOWNS	10	27
RUSHES-YARDS (NET)	27-47	33-359
PASSING YDS (NET)	220	259
Passes Att-Comp-Int	34-20-0	30-21-1
TOTAL OFFENSE PLAYS-YARDS	61-267	63-618
Punt Returns-Yards	1-3	6-179
Kickoff Returns-Yards	3-45	2-73
Interception Returns-Yards	1-0	0-0
Punts (Number-Avg)	10-38.4	2-39.5
Fumbles-Lost	0-0	0-0
Penalties-Yards	6-36	4-55
Possession Time	32:11	27:49
Third-Down Conversions	3 of 16	6 of 8
Fourth-Down Conversions	1 of 1	0 of 0
Red-Zone Scores-Chances	0-0	6-6
Sacks By: Number-Yards	0-0	0-0

RUSHING LEADERS: DU - Luke Bailey 3-25; Luke Woodson 7-17; Christian Galvan 6-6; Dorian Boyland 7-6. SDSU - Angel Johnson 4-90; Isaiah Davis 8-77; Chase Mason 1-69; Amar Johnson 12-63; Jaxon Janke 1-25; Mark Gronowski 3-19; Kirby Vorhees 4-16. **PASSING LEADERS:** DU - Luke Bailey 16-29-0 201; Blake Ellingson 4-5-0 19. SDSU - Mark Gronowski 18-25-1 226; Chase Mason 3-4-0 33; Jon Bell 0-1-0 0. **RECEIVING LEADERS:** DU - Christian Galvan 4-13; Colin Howard 3-103; Taj Hughes 3-46; Garrett Vander Leest 3-11; Sam Rodriguez 2-24; Tim Nesslage 2-9. SDSU - Jaxon Janke 7-85; Isaiah Davis 3-47; Mike Morgan 2-29; Zach Heins 2-21; Grahm Goering 2-19; Marcus Preston 1-20; Griffin Wilde 1-18; Greyton Gannon 1-11; Amar Johnson 1-6; Kevin Brenner 1-3. **INTERCEPTIONS:** DU - Tyler Radoch 1-0. SDSU - none. **SACKS:** DU - none. SDSU - none. **TACKLE LEADERS (UA-A-TOT):** DU - Sean Allison 5-1-6; Caleb Bowling 3-3-6; Tyler Radocha 3-2-5; Finn Claypool 2-2-4. SDSU - Daeton Mcgaughy 8-1-9; Saiveon Williamson 3-2-5; Cullen McShane 3-2-5; Graham Spalding 2-3-5; Jason Freeman 2-2-4.

#1/1 SDSU 42, #11/12 NORTH DAKOTA 21

Sept. 30, 2023 • Dana J. Dykhouse Stadium (Att.: 19,231)

An efficient offense coupled with a swarming defense propelled top-ranked South Dakota State to a 42-21 victory over North Dakota in the Missouri Valley Football Conference opener for both teams Sept. 30 at a sold-out Dana J. Dykhouse Stadium.

In winning their 18th consecutive game dating back to last season, the Jackrabbits improved to 4-0 on the season. UND, ranked 11th by the Football Championship Subdivision coaches and 12th in the Stats Perform media poll, dropped to 2-2 overall.

SDSU scored touchdowns on six of its first seven offensive possessions, including taking the opening kickoff and putting together a seven-play, 75-yard touchdown drive. The Jackrabbits established the run game on the opening series with all but one play on the opening series coming on the ground with quarterback Mark Gronowski plunging in from a yard out for the first score of the game.

After forcing a three-and-out on UND's first offensive possession the Jackrabbits' fast start continued with a nine-play, 77-yard drive. Isaiah Davis opened the drive with a 22-yard carry and Amar Johnson picked up three first downs with a 10-yard gain and receptions of 13 and 10 yards to set up a 6-yard Davis touchdown run for a 14-0 lead 10 minutes into the contest.

The two squads then traded nine-minute drives over the course of the remainder of the first half. UND established a short passing game to move into Jackrabbit territory and extended the drive thanks to an SDSU pass interference penalty before Quincy Vaughn was ruled to have broken the plane of the goal line from a yard out before losing control of the ball on the Fighting Hawks' second fourth-down attempt on a 15-play, 75-yard drive.

SDSU's only drive of the second quarter consumed 9 minutes and 36 seconds and consisted of 18 plays to cover 91 yards. The Jackrabbits converted four times on third down, including an 18-yard hookup between Gronowski and Jaxon Janke on third-and-17 that moved the ball to the UND 21. The Gronowski-to-Janke connection finished off the drive with a 6-yard touchdown with 40 seconds remaining in the opening half.

The Jackrabbit defense forced UND to punt three times in the third quarter while SDSU extended its lead to 35-7 on Davis touchdown runs of 3 and 1 yards, the latter of the two coming three plays into the fourth quarter.

UND put together a pair of 75-yard scoring drives in the final stanza, but Angel Johnson's 50-yard burst up the middle for a touchdown in between the two Fighting Hawk scores helped seal the SDSU victory.

Both teams ran 59 offensive plays, but the Jackrabbits held a 433-234 advantage in total offense, including a 266-68 edge in rushing. Davis, who missed the game at UND last season due to injury, ended the afternoon with 132 yards on 16 carries.

Gronowski completed 13-of-22 passes for 167 yards, including three completions to Jaxon Janke for 51 yards and three to Zach Heins for 46 yards.

UND starter Tommy Schuster was 19-for-24 passing for 118 yards with a 5-yard touchdown pass to Luke Skokna for the first Fighting Hawk touchdown of the fourth quarter. Backup Trey Feeney engineered the final scoring drive of the game for UND, completing 6-of-8 passes for 48 yards and finding the end zone on a 5-yard run.

In his first action of the season, Jackrabbit linebacker Adam Bock registered a game-high 10 tackles, including 1.5 tackles for loss with a sack.

Fellow linebacker Isaiah Stalbird added eight stops.

Malachi Buckner led UND with seven tackles.



Isaiah Davis rushed for 132 yards and scored three touchdowns in South Dakota State's 42-21 victory over North Dakota in the Missouri Valley Football Conference opener for both teams Sept. 30.

SCORE BY QUARTERS	1	2	3	4	FINAL
North Dakota (2-2, 0-1)	0	7	0	14	21
South Dakota State (4-0, 1-0)	14	7	7	14	42

SCORING SUMMARY

1st	11:03	SDSU	–	Mark Gronowski 1 yd run (Hunter Dustman kick)
1st	4:42	SDSU	–	Isaiah Davis 6 yd run (Dustman kick)
2nd	10:24	UND	–	Quincy Vaughn 1 yd run (C.J. Elrichs kick)
2nd	00:40	SDSU	–	Jaxon Janke 6 yd pass from Gronowski (Dustman kick)
3rd	7:56	SDSU	–	Davis 3 yd run (Dustman kick)
4th	14:02	SDSU	–	Davis 1 yd run (Dustman kick)
4th	5:58	UND	–	Luke Skokna 5 yd pass from Tommy Schuster (Elrichs kick)
4th	3:28	SDSU	–	Angel Johnson 50 yd run (Dustman kick)
4th	00:45	UND	–	Trey Feeney 5 yd run (Elrichs kick)

TEAM STATISTICS

	UND	SDSU
FIRST DOWNS	17	26
RUSHES-YARDS (NET)	26-68	37-266
PASSING YDS (NET)	166	167
Passes Att-Comp-Int	33-25-0	22-13-0
TOTAL OFFENSE PLAYS-YARDS	59-234	59-433
Punt Returns-Yards	0-0	2-59
Kickoff Returns-Yards	2-30	1-17
Interception Returns-Yards	0-0	0-0
Punts (Number-Avg)	4-47.8	1-29.0
Fumbles-Lost	0-0	0-0
Penalties-Yards	3-17	6-68
Possession Time	29:39	30:21
Third-Down Conversions	6 of 13	6 of 8
Fourth-Down Conversions	1 of 1	1 of 1
Red-Zone Scores-Chances	3-3	5-5
Sacks By: Number-Yards	0-0	2-12

RUSHING LEADERS: UND - Gaven Ziebarth 5-22; Luke Skokna 4-17; Tommy Schuster 6-16; Quincy Vaughn 5-5; Trey Feeney 1-5; Isaiah Smith 4-3. SDSU - Isaiah Davis 16-132; Angel Johnson 2-58; Amar Johnson 13-56; Mark Gronowski 4-22. **PASSING LEADERS:** UND - Tommy Schuster 19-24-0 118; Trey Feeney 6-8-0 48. SDSU - Mark Gronowski 13-22-0 167. **RECEIVING LEADERS:** UND - Red Wilson 5-45; Bo Berlquist 4-23; Wesley Eliodor 4-16; Luke Skokna 3-20; Elijah Klein 2-23; Jaden Norby 2-19; Gaven Ziebarth 2-2. SDSU - Jaxon Janke 3-51; Zach Heins 3-46; Isaiah Davis 3-18; Amar Johnson 2-23; Jadon Janke 1-19; Angel Johnson 1-10. **INTERCEPTIONS:** UND - none. SDSU - none. **SACKS:** UND - none. SDSU - Adam Bock 1.0-8; Cade Terveer 1.0-4. **TACKLE LEADERS (UA-A-TOT):** UND - Malachi Buckner 5-2-7; Malachi McNeal 3-3-6; Kadon Kauppinen 3-3-6; Ted Mullin 2-3-5. SDSU - Adam Bock 5-5-10; Isaiah Stalbird 6-2-8; Jason Freeman 3-1-4; Graham Spalding 2-2-4.

#1/1 SDSU 40, #22 ILLINOIS STATE 21

Oct. 7, 2023 • Hancock Stadium (Att.: 8,272)

NORMAL, Ill. — Top-ranked South Dakota State got off to another fast start offensively and racked up 374 yards on the ground in posting a 40-21 victory over No. 22 Illinois State Oct. 7 at Hancock Stadium.

With their 19th consecutive victory dating back to last season, the Jackrabbits improved to 5-0 overall and 2-0 in the Missouri Valley Football Conference. Illinois State dropped to 3-2 overall and 1-1 in league play.

SDSU scored the first 20 points of the game with less than 11 minutes coming off the game clock. After receiving the opening kickoff, the Jackrabbits needed only nine plays to find the end zone, capping an 88-yard drive with a 31-yard touchdown pass from Mark Gronowski to Jadon Janke. The extra point attempt was missed.

After forcing a three-and-out, the Jackrabbits again turned to the air for their next touchdown as Gronowski found Jaxon Janke deep over the middle for a 60-yard touchdown pass and a 13-0 lead.

Things went from bad to worse for Illinois State on the ensuing kickoff as reserve linebacker Cullen McShane jarred the ball loose from the returner and Caleb Franci fell on the loose football at the Redbirds' 25-yard line. Five plays later, SDSU cashed in as Gronowski ran up the middle for a 13-yard touchdown.

The Redbirds began to gain some momentum in the second quarter as the combination of Zack Annexstad and Daniel Sobkowicz teamed up on a pair of touchdowns through the air. First, Sobkowicz lofted a pass on a trick play to Annexstad for a 9-yard score 32 seconds into the second stanza. Later in the period, the Redbirds used a more traditional approach as Annexstad connected with Sobkowicz from 7 yards out.

However, the Jackrabbit offense continued to click as SDSU scored touchdowns on each of its first five possessions of the game. Isaiah Davis countered the first Illinois State touchdown with a 3-yard scoring run and Jadon Janke closed out the first half with a 22-yard TD reception from Gronowski to push the SDSU lead to 34-14 heading into halftime.

Illinois State cut the deficit to 34-21 on a 37-yard touchdown run by Mason Blakemore to open the second half and had a chance to make it a one-score game later in the third quarter, but the Redbirds' second fumble of the game, which was caused by Saiveon Williamson and recovered by Jason Freeman in SDSU territory, ended the comeback bid.

Davis, who gained a game-high 197 yards on 20 carries, closed out the scoring with a 2-yard touchdown run five minutes into the fourth quarter. Amar Johnson added 106 yards on 11 carries for a Jackrabbit squad that averaged 8.1 yards per carry on the evening.

Gronowski completed 11-of-17 passes for 171 yards and three touchdowns. Jaxon Janke led the receiving corps with five catches for 88 yards.

SDSU finished with a 547-293 advantage in total offense. Annexstad completed 26-of-33 passes for 162 yards, with Eddie Kasper hauling in a team-best eight catches for 35 yards. Sobkowicz (70 yards) and Cam Grandy (43 yards) each caught seven passes.

Williamson, who was again filling in at middle linebacker for an injured Adam Bock, registered a team-high 11 tackles for the Jackrabbits to match a career high. Freeman tallied nine tackles to go along with his fumble recovery and fellow Illinois native Cale Reeder contributed eight stops.

Keondre Jackson was credited with a game-high 13 tackles for Illinois State.



Mark Gronowski passed for three first-half touchdowns and ran for another as South Dakota State rode a fast start to a 40-21 win at Illinois State on Oct. 7.

SCORE BY QUARTERS	1	2	3	4	FINAL
South Dakota State (5-0, 2-0)	20	14	0	6	40
Illinois State (3-2, 1-1)	0	14	7	0	21

SCORING SUMMARY

1st	10:02	SDSU	—	Jadon Janke 31 yd pass from Mark Gronowski (Hunter Dustman kick failed)
1st	6:30	SDSU	—	Jaxon Janke 60 yd pass from Gronowski (Dustman kick)
1st	4:08	SDSU	—	Gronowski 13 yd run (Dustman kick)
2nd	14:28	ILS	—	Zack Annexstad 9 yd pass from Daniel Sobkowicz (Ian Wagner kick)
2nd	10:06	SDSU	—	Isaiah Davis 3 yd run (Dustman kick)
2nd	6:06	ILS	—	Sobkowicz 7 yd pass from Annexstad (Wagner kick)
2nd	3:10	SDSU	—	Jadon Janke 22 yd pass from Gronowski (Dustman kick)
3rd	13:26	ILS	—	Mason Blakemore 37 yd run (Wagner kick)
4th	10:09	SDSU	—	Davis 2 yd run (pass failed)

TEAM STATISTICS	SDSU	ILS
FIRST DOWNS	25	18
RUSHES-YARDS (NET)	46-374	21-122
PASSING YDS (NET)	173	171
Passes Att-Comp-Int	18-12-0	34-27-0
TOTAL OFFENSE PLAYS-YARDS	64-547	55-293
Punt Returns-Yards	0-0	1-5
Kickoff Returns-Yards	1-34	3-37
Interception Returns-Yards	0-0	0-0
Punts (Number-Avg)	1-41.0	4-44.8
Fumbles-Lost	1-1	3-2
Penalties-Yards	9-90	3-15
Possession Time	35:45	24:15
Third-Down Conversions	7 of 11	7 of 13
Fourth-Down Conversions	1 of 2	0 of 2
Red-Zone Scores-Chances	3-3	2-3
Sacks By: Number-Yards	1-7	1-5

RUSHING LEADERS: SDSU - Isaiah Davis 20-197; Amar Johnson 11-106; Mark Gronowski 8-38; Angel Johnson 5-31. ILS - Mason Blakemore 6-57; Cole Mueller 9-40; Zack Annexstad 6-25.

PASSING LEADERS: SDSU - Mark Gronowski 11-17-0 171; Jaxon Janke 1-1-0 2. ILS - Zack Annexstad 26-33-0 162; Daniel Sobkowicz 1-1-0 9. **RECEIVING LEADERS:** SDSU - Jaxon Janke 5-88; Zach Heins 3-28; Jadon Janke 2-53; Isaiah Davis 1-2; Mark Gronowski 1-2. ILS - Eddie Kasper 8-35; Daniel Sobkowicz 7-70; Cam Grandy 7-43; Zack Annexstad 1-9. **INTERCEPTIONS:** SDSU - none. ILS - none. **SACKS:** SDSU - Cade Terveer 1-0-7. ILS - Amir Abdullah 1-0-5. **TACKLE LEADERS (UA-A-TOT):** SDSU - Saiveon Williamson 3-8-11; Jason Freeman 6-3-9; Cale Reeder 2-6-8; Dalys Beunum 4-2-6; Isaiah Stalbird 3-3-6; Colby Huerter 1-4-5. ILS - Keondre Jackson 3-10-13; Lavoise-Deontae McCoy 1-8-9; Tye Niekamp 4-4-8; Dillon Gearhart 3-5-8; Jalan Gaines 2-5-7; Mark Cannon Jr. 3-2-5; Jeff Bowens 3-2-5.

#1/1 SDSU 41, NORTHERN IOWA 6

Oct. 14, 2023 • Dana J. Dykhouse Stadium (Att.: 19,357)

South Dakota State forced five first-half turnovers, converting those Northern Iowa miscues into 17 points on the way to a convincing 41-6 Hobo Day victory before a sellout crowd of 19,357 Oct. 14 at Dana J. Dykhouse Stadium.

The top-ranked Jackrabbits remained undefeated at 6-0 overall and 3-0 in the Missouri Valley Football Conference, extending their school-record winning streak to 20 games. Northern Iowa, which was the top team receiving votes in both major Football Championship Subdivision polls, dropped to 3-3 overall and 2-1 in league play.

SDSU scored touchdowns on each of its first possessions to build an early 14-0 lead. Taking over after a short punt on UNI's opening drive, the Jackrabbits marched 55 yards on eight plays with quarterback Mark Gronowski plunging in from a yard out for the first score of the game. A 13-yard pass from Gronowski to Mike Morgan on third-and-7 gave SDSU a fresh set of downs from the UNI 15 to set up Gronowski's sixth rushing touchdown of the season.

The Jackrabbit defense forced its first turnover of the day on the next UNI drive and the SDSU offense cashed in on a short field moments later. Isaiah Stalbird stripped the ball from the Panthers' Naran Buntin and Jason Freeman recovered at the UNI 35. Six plays later, Isaiah Davis spun and found the end zone from 3 yards out.

SDSU came up with its second fumble recovery in three plays when Steven Arrell jarred the ball loose and came up with the recovery at the UNI 45. However, the Jackrabbits gave the ball right back when Jasiah Galvan punched the football loose after a catch by Zach Heins down the middle and the Panthers recovered at its own 12.

The UNI streak of possessions ending with a turnover reached five with three more miscues in the second quarter. Jason Freeman and DyShawn Gales each came away with interceptions of Theo Day passes in Jackrabbit territory around a fumble near midfield that was forced by Logan Green and recovered by Caleb Francl.

The Jackrabbits converted the fumble into six points as Gronowski hooked up with Jadon Janke for a 16-yard touchdown pass. The SDSU lead grew to 24-0 after the Gales interception as Hunter Dustman booted a 42-yard field goal.

The Panthers got on the board on the final play of the first half on a 38-yard field goal by Matthew Cook to cut the deficit to 24-3.

Heins atoned for his earlier turnover by catching a pair of touchdown passes from Gronowski in the third quarter. The scoring strikes covered 6 and 23 yards, and extended the SDSU lead to 38-3. Heins ended the afternoon with four catches for 69 yards.

Dustman's second 42-yard field goal of the game and a 43-yarder by Cook accounted for the scoring in the fourth quarter.

SDSU racked up a 450-264 advantage in total offense. Gronowski, who rushed and passed for touchdowns for the 11th consecutive game dating back to last season, was an efficient 21-of-26 passing for a season-high 291 yards and completed passes to eight different receivers.

Freshman Griffin Wilde (60 yards) and Jadon Janke (58 yards) shared game-high honors with four receptions for SDSU, while Davis paced the ground game with 103 yards on 17 carries.

UNI was limited to 40 net yards rushing as the Jackrabbits sacked Day four times. The UNI signal-caller completed 16-of-24 passes for 210 yards, with Sam Schnee leading the Panthers with 104 yards on four catches, including a 66-yard reception in the fourth quarter.



The South Dakota State defense forced five first-half turnovers and held Northern Iowa out of the end zone in a 41-6 Hobo Day victory on Oct. 15.

Cade Terveer was credited with 1.5 sacks and five total tackles. Stalbird tallied a sack among his team-high nine tackles to go along with his forced fumble. Saiveon Williams added six tackles and a forced fumble.

Woo Governor registered a game-high 13 tackles and forced a fumble for UNI, followed by an 11-tackle outing from Edwin Dearman.

SCORE BY QUARTERS	1	2	3	4	FINAL
Northern Iowa (3-3, 2-1)	0	3	0	3	6
South Dakota State (6-0, 3-0)	14	10	14	3	41

SCORING SUMMARY

1st	7:42	SDSU	—	Mark Gronowski 1 yd run (Hunter Dustman kick)
1st	3:54	SDSU	—	Isaiah Davis 3 yd run (Dustman kick)
2nd	6:56	SDSU	—	Jadon Janke 16 yd pass from Gronowski (Dustman kick)
2nd	00:33	SDSU	—	Dustman 42 yd field goal
2nd	00:00	UNI	—	Matthew Cook 38 yd field goal
3rd	10:45	SDSU	—	Zach Heins 6 yd pass from Gronowski (Dustman kick)
3rd	3:23	SDSU	—	Heins 23 yd pass from Gronowski (Dustman kick)
4th	10:17	SDSU	—	Dustman 42 yd field goal
4th	6:48	UNI	—	Cook 43 yd field goal

TEAM STATISTICS	UNI	SDSU
FIRST DOWNS	14	21
RUSHES-YARDS (NET)	26-40	36-169
PASSING YDS (NET)	224	291
Passes Att-Comp-Int	26-18-2	26-21-0
TOTAL OFFENSE PLAYS-YARDS	52-264	62-460
Punt Returns-Yards	0-0	1-2
Kickoff Returns-Yards	2-27	1-20
Interception Returns-Yards	0-0	2-4
Punts (Number-Avg)	3-35.7	1-46.0
Fumbles-Lost	4-3	2-2
Penalties-Yards	2-16	6-47
Possession Time	24:37	35:23
Third-Down Conversions	6 of 10	7 of 11
Fourth-Down Conversions	0 of 0	0 of 0
Red-Zone Scores-Chances	2-2	4-4
Sacks By: Number-Yards	0-0	4-27

RUSHING LEADERS: UNI - Zach Brand 6-30; Harrison Bey-Buie 2-19; J.C. Roque Jr. 4-12; Aidan Dunne 3-5. **SDSU** - Isaiah Davis 17-103; Amar Johnson 9-35; Mark Gronowski 7-30; Chase Mason 2-5. **PASSING LEADERS:** UNI - Theo Day 16-24-2 210; Aidan Dunne 2-2-0 14. **SDSU** - Mark Gronowski 21-26—291. **RECEIVING LEADERS:** UNI - Sam Schnee 4-104; Logan Wolf 4-50; Sergio Morancy 3-18; Alex Allen 2-20; Desmond Hutson 2-16; Layne Pryor 2-15. **SDSU** - Zach Heins 4-69; Griffin Wilde 4-60; Jadon Janke 4-58; Jaxon Janke 3-56; Amar Johnson 2-23; Mike Morgan 2-18. **INTERCEPTIONS:** UNI - none. **SDSU** - DyShawn Gales 1-4; Jason Freeman 1-0. **SACKS:** UNI - none. **SDSU** - Cade Terveer 1.5-10; Isaiah Stalbird 1.0-7; Jarod DePriest 0.5-5; Caden Johnson 0.5-3; Ryan Van Marel 0.5-2. **TACKLE LEADERS (UA-A-TOT):** UNI - Woo Governor 10-3-13; Edwin Dearman 4-7-11; Dalsean Staley 1-6-7; Jahsiah Galvan 3-4-7; Cordarius Bailey 5-1-6. **SDSU** - Isaiah Stalbird 8-1-9; Saiveon Williamson 3-3-6; Cade Terveer 0-5-5; Jason Freeman 2-2-4.

#1/1 SDSU 17, #12/12 SOUTHERN ILLINOIS 10

Oct. 21, 2023 • Saluki Stadium (Att.: 11,927)

CARBONDALE, Ill. — Top-ranked South Dakota State and No. 12 Southern Illinois battled down to the wire Oct. 21 at Saluki Stadium, with the Jackrabbits finding just enough offense to come away with a 17-10 road victory.

With their 21st consecutive victory overall, SDSU improved to 7-0 overall on the season and 4-0 in the Missouri Valley Football Conference. The Salukis dropped to 5-2 overall and 2-2 in league play.

The game was scoreless through the first 26 minutes as the defenses set the tone for much of the contest. SDSU stopped the Salukis on downs inside the Jackrabbit 20-yard line on the opening drive of the game, following a successful fake punt attempt near midfield. Meanwhile, the Jackrabbits' first scoring chance ended with a missed 48-yard field goal midway through the second quarter.

The Jackrabbits finally broke the ice by turning an interception into points in the closing minutes of the half. Dalys Beanum picked off a Nic Baker pass and his ensuing 31-yard return to the SIU 37 gave SDSU its best field position of the afternoon. Five plays later, Isaiah Davis scored from three yards out.

SDSU added to its lead on the opening drive of the third quarter when Jackrabbit quarterback Mark Gronowski hooked up with Jadon Janke for a 21-yard gain to midfield on the first play from scrimmage, then connected deep down field with freshman Griffin Wilde for a 49-yard touchdown two plays later for a 14-0 lead.

After a Quinton Hicks strip sack thwarted an SIU drive deep in SDSU territory, the Jackrabbits were in position to further add to their lead early in the fourth quarter, but Gronowski's pass on the first play of the fourth quarter was deflected and intercepted by Mark Davis in the end zone. That ended a streak of 70 consecutive trips by the Jackrabbits into the red zone in which they had scored.

Southern Illinois drove the length of the field following the interception, getting on the board on a 24-yard touchdown pass from Baker to D'Anté Cox over the middle of the field. That capped a six-play, 80-yard drive that cut the deficit to 14-7.

SDSU countered with its best drive of the game, marching 15 plays and 60 yards before going back up by two scores on a season-long 44-yard field goal by Hunter Dustman. Gronowski scrambled for a first down with a run of eight yards on third-and-7 early in the drive and later completed a number of short passes to move the Jackrabbits into scoring position.

The Salukis trimmed the deficit to 17-10 on a 39-yard field goal by Thomas Burks with 32 seconds remaining. A sack by Zac Wilson, one of four on the day by the Jackrabbits, forced SIU to settle for the field goal.

SIU's attempt at an onside kick rolled out of bounds and the Jackrabbits were able to run out the clock.

The two teams finished tied in total yards with 308. The Jackrabbits' total was nearly evenly split with 147 yards on the ground and 161 through the air. Gronowski completed 15-of-21 passes for 161 yards, with Jadon Janke leading the receiving corps with six catches for 49 yards.

Davis led the ground game with 91 yards on 15 carries, with Amar Johnson adding 10 carries for 67 yards.

For SIU, Baker completed 20-of-24 passes for 225 yards and also was the Salukis' leading rusher with 31 yards on 15 carries. Cox hauled in seven receptions for 88 yards.

Illinois natives Cale Reeder and Jason Freeman shared game-high honors in tackles for the Jackrabbits with 10 apiece. Besides setting a career high with his 10 stops, Reeder also forced a fumble.



Quinton Hicks celebrates his strip sack that was recovered by Ryan Van Marel late in the third quarter to end a Southern Illinois trip into the red zone.

P.J. Jules was credited with nine tackles for SIU, with Dune Smith contributing eight tackles and a pair of pass breakups.

SCORE BY QUARTERS	1	2	3	4	FINAL
South Dakota State (7-0, 4-0)	0	7	7	3	17
Southern Illinois (5-2, 2-2)	0	0	0	10	10

SCORING SUMMARY

2nd	3:38	SDSU	—	Isaiah Davis 3 yd run (Hunter Dustman kick)
3rd	13:30	SDSU	—	Griffin Wilde 49 yd pass from Mark Gronowski (Dustman kick)
4th	12:07	SIU	—	D'Anté Cox 24 yd pass from Nic Baker (Jake Baumgarte kick)
4th	2:41	SDSU	—	Dustman 44 yd field goal
4th	00:32	SIU	—	Thomas Burks 39 yd field goal

TEAM STATISTICS	SDSU	SIU
FIRST DOWNS	15	20
RUSHES-YARDS (NET)	32-147	32-83
PASSING YDS (NET)	161	225
Passes Att-Comp-Int	22-15-1	24-20-1
TOTAL OFFENSE PLAYS-YARDS	54-308	56-308
Punt Returns-Yards	2-8	2-(-6)
Kickoff Returns-Yards	2-48	1-22
Interception Returns-Yards	1-31	1-0
Punts (Number-Avg)	4-54.2	4-40.0
Fumbles-Lost	0-0	2-1
Penalties-Yards	13-125	7-45
Possession Time	31:50	28:10
Third-Down Conversions	4 of 12	4 of 12
Fourth-Down Conversions	1 of 1	2 of 3
Red-Zone Scores-Chances	1-2	1-3
Sacks By: Number-Yards	4-30	2-20

RUSHING LEADERS: SDSU - Isaiah Davis 15-91; Amar Johnson 10-67; Mark Gronowski 5-(-9). SIU - Nic Baker 15-31; Colton Hoag 1-21; Justin Strong 9-16; Shaun Lester 3-13; Jaelin Benefield 2-3; Vinson Davis 1-1; Zach Gibson 1-(-2). **PASSING LEADERS:** SDSU - Mark Gronowski 15-21-1 161; Isaiah Davis 0-1-0 0. SIU - Nic Baker 20-24-1 225. **RECEIVING LEADERS:** SDSU - Jadon Janke 6-49; Griffin Wilde 2-6; Zach Heins 2-23; Jaxon Janke 2-16; Isaiah Davis 2-11; Amar Johnson 1-1. SIU - D'Anté Cox 7-88; Justin Strong 4-29; Vinson Davis 3-76; Jaelin Benefield 3-7; Aidan Quinn 2-13; Izaiah Hartrup 1-12. **INTERCEPTIONS:** SDSU - Dalys Beanum 1-31. SIU - Mark Davis 1-0. **SACKS:** SDSU - Quinton Hicks 1.0-9; Zac Wilson 1.0-7; Jason Freeman 0.5-4; Ryan Van Marel 0.5-4; Cade Terveer 0.5-3; Jarod DePriest 0.5-3. SIU - Colin Bohanek 1.0-14; Kam Bowdry 1.0-6. **TACKLE LEADERS (UA-A-TOT):** SDSU - Cale Reeder 7-3-10; Jason Freeman 2-8-10; Isaiah Stalbird 7-2-9; Tucker Large 3-4-7; Ryan Van Marel 4-1-5. SIU - P.J. Jules 4-5-9; Dune Smith 4-4-8; Ubayd Steed 3-4-7; Colin Bohanek 3-3-6; Branson Combs 1-5-6; Kam Bowdry 1-4-5.

#1/1 SDSU 37, #4/9 SOUTH DAKOTA 3

Oct. 28, 2023 • DakotaDome (Att.: 9,458)

VERMILLION — Top-ranked South Dakota State shrugged off a bit of a sluggish start to score on its final seven possessions of the game in a 37-3 victory over South Dakota in a battle of Missouri Valley Football Conference unbeaten Oct. 28 at the DakotaDome.

The Jackrabbits, who ran their winning streak to 22 games dating back to early in the 2022 season, improved to 8-0 overall and took over sole possession of the league lead with a 5-0 record. USD, which entered the game ranked fourth in the Stats Perform media poll and ninth by the Football Championship Subdivision coaches, dropped to 6-2 overall and 4-1 in the MVFC.

USD held the advantage in the opening quarter, putting up the lone points of the opening stanza on the first drive of the game. The Coyotes put together an 11-play, 42-yard drive that ended with a 50-yard field goal by Will Leyland.

Flipping to the second quarter, the Jackrabbits began to assert themselves on both sides of the ball, starting with a methodical, 14-play, 93-yard drive that included three conversions on third-down plays. Jadon Janke took the ball on a reverse and scored from seven yards out for the first touchdown of the game.

On the next SDSU possession, the Jackrabbits needed only four plays to score. A 30-yard pass play from Mark Gronowski to Jadon Janke set up a 20-yard touchdown run by Amar Johnson for a 14-3 SDSU lead.

SDSU kept the momentum firmly in its favor on the ensuing possession when Tucker Large batted an Aidan Bouman pass and came away with the interception in Jackrabbit territory in the final minute of the half after a second deflection. The Jackrabbits cashed by moving 40 yards to set up a career-long 49-yard field goal by Hunter Dustman at the first-half horn.

Dustman added field goals of 22 and 47 yards in the third quarter to push the Jackrabbit advantage to 23-3 while the SDSU defense continued to keep the Coyote offense at bay. Dustman's first field goal of the second half was set up by a 52-yard catch and run by Jaxon Janke.

The Jackrabbits continued to put together sustained scoring drives in the fourth quarter. Amar Johnson scored on his second 20-yard touchdown run of the game to cap an 11-play, 72-yard drive midway through the period and Angel Johnson put the end to an eight-play, 67-yard drive by the second-string offense in the closing minutes.

SDSU finished with a 473-183 advantage in total offense, including a 266-50 margin in rushing. The Jackrabbits also accumulated a season-best 35 minutes and 59 seconds in possession time. Isaiah Davis led the rushing attack by committee with 69 yards on 17 carries, followed by 66 yards on eight carries by Amar Johnson. Angel Johnson added 52 yards on seven carries.

Gronowski ended the afternoon 13-of-19 passing for 207 yards. Jaxon Janke tallied 93 yards on his three receptions, with twin brother, Jadon, adding three catches for 55 yards. Davis also caught three passes for 32 yards.

USD was led in the rushing department by Travis Theis with 29 yards on nine carries. J.J. Galbreath paced Coyote receivers with eight catches for 65 yards, while Bouman finished with 133 yards on 17-of-31 passing.

Jason Freeman and Isaiah Stalbird each tallied seven tackles to lead the Jackrabbits, with Stalbird adding SDSU's second interception of the game in the fourth quarter. Dalys Beanum contributed two pass breakups.

Coyote defenders Brock Mogensen and Dennis Shorter led all players with 12 tackles each.



Amar Johnson scored on a pair of 20-yard touchdown runs to help lead a Jackrabbit offense that rushed for 266 yards in a 37-3 victory at South Dakota on Oct. 28.

SCORE BY QUARTERS	1	2	3	4	FINAL
South Dakota State (8-0, 5-0)	0	17	6	14	37
South Dakota (6-2, 4-1)	3	0	0	0	3

SCORING SUMMARY

1st	9:30	USD — Will Leyland 50 yd field goal
2nd	7:15	SDSU — Jadon Janke 7 yd run (Hunter Dustman kick)
2nd	1:57	SDSU — Amar Johnson 20 yd run (Dustman kick)
2nd	00:00	SDSU — Dustman 49 yd field goal
3rd	11:24	SDSU — Dustman 22 yd field goal
3rd	3:06	SDSU — Dustman 47 yd field goal
4th	8:25	SDSU — Amar Johnson 20 yd run (Dustman kick)
4th	00:55	SDSU — Angel Johnson 4 yd run (Dustman kick)

TEAM STATISTICS	SDSU	USD
FIRST DOWNS	25	13
RUSHES-YARDS (NET)	42-266	21-50
PASSING YDS (NET)	207	133
Passes Att-Comp-Int	21-13-1	31-17-2
TOTAL OFFENSE PLAYS-YARDS	63-473	52-183
Punt Returns-Yards	2-4	1-4
Kickoff Returns-Yards	1-14	1-14
Interception Returns-Yards	2-0	1-0
Punts (Number-Avg)	1-49.0	5-42.2
Fumbles-Lost	0-0	0-0
Penalties-Yards	6-35	4-28
Possession Time	35:59	24:01
Third-Down Conversions	7 of 10	4 of 11
Fourth-Down Conversions	0 of 0	1 of 1
Red-Zone Scores-Chances	5-5	0-0
Sacks By: Number-Yards	1-4	0-0

RUSHING LEADERS: SDSU - Isaiah Davis 17-69; Amar Johnson 8-66; Angel Johnson 7-52; Mark Gronowski 7-43; Chase Mason 2-29; Jadon Janke 1-7. USD - Travis Theis 9-29; Charles Pierre Jr., 7-25. **PASSING LEADERS:** SDSU - Mark Gronowski 13-19-1 207; Chase Mason 0-1-0 0. USD - Aidan Bouman 17-31-2 133. **RECEIVING LEADERS:** SDSU - Jason Janke 3-93; Jadon Janke 3-55; Isaiah Davis 3-32; Michael Morgan 2-12; Amar Johnson 1-8; Angel Johnson 1-7. USD - J.J. Galbreath 8-65; Travis Theis 4-20; Jack Martens 2-16; Carter Bell 1-19; Keyondre Jones 1-7; Charles Pierre Jr. 1-6. **INTERCEPTIONS:** SDSU - Tucker Large 1-0; Isaiah Stalbird 1-0. USD - Shahid Barros 1-0. **SACKS:** SDSU - Cade Terveer 1.0-4. USD - none. **TACKLE LEADERS (UA-A-TOT):** SDSU - Jason Freeman 6-1-7; Isaiah Stalbird 4-2-6; Adam Bock 4-2-6; Tucker Large 3-1-4; Cale Reeder 3-1-4. USD - Dennis Shorter 2-10-12; Brock Mogensen 6-6-12; Myles Harden 4-3-7; Caleb McKenzie 5-1-6; Blake Holden 0-6-6.

#1/1 SDSU 33, #10/11 NORTH DAKOTA STATE 16

Nov. 4, 2023 • Dana J. Dykhouse Stadium (Att.: 19,431)

Top-ranked South Dakota State scored 23 consecutive points to grab control of its Dakota Marker matchup against North Dakota State on the way to a 33-16 victory before a record crowd of 19,431 at Dana J. Dykhouse Stadium.

The Jackrabbits improved to 9-0 overall and 6-0 in the Missouri Valley Football Conference while extending their overall winning streak to 23 games. NDSU, ranked 10th by the Football Championship Subdivision coaches and 11th in the Stats Perform media poll, dropped to 6-3 overall and 3-3 in league play. SDSU claimed the Dakota Marker for the fourth consecutive season and ran its overall winning streak against the Bison to five games, including the FCS national championship game this past January.

The two squads traded scores for the first quarter and a half, with NDSU putting the first points on the board with a 12-play, 75-yard drive on the opening possession. The Bison converted on fourth-and-1 with a 23-yard pass from Cam Miller to Joe Stoffel that placed the ball at the SDSU 2. Two plays later, Miller hit Zach Mathis for a 1-yard touchdown pass. The extra point was blocked by Ryan Van Marel.

SDSU responded with a methodical scoring drive of its own, marching 75 yards on 13 plays. Isaiah Davis recorded carries of 10 and 27 yards before scoring from a yard out.

Both teams connected on field goals on their next drives — NDSU's Griffin Crosa was good from 27 yards and Hunter Dustman followed with a 31-yard field goal to give the Jackrabbits the lead for good at 10-9 with 7 minutes and 12 seconds remaining in the second quarter.

The remainder of the first half belonged to the Jackrabbits, starting with Tucker Large's 28-yard punt return to the NDSU 46 following the first punt by either squad in the contest. Three plays later, Mark Gronowski found Jadon Janke along the right sideline, after which Janke evaded a tackle on his way to the end zone for a 46-yard touchdown.

On the first play of the ensuing drive, Colby Huerter forced the first of three NDSU turnovers by stripping the ball from the Bison ball carrier and Isaiah Stalbird recovered at the NDSU 31. The Jackrabbits picked up one first down, but had to settle for another Dustman field goal from 21 yards to push the lead to 20-9.

NDSU moved into scoring position late in the first half, but Crosa's 50-yard field goal attempt at the horn was wide to the right.

The Jackrabbits put the game out of reach with another 75-yard scoring drive to open the second half. Davis ran for 27 yards on the first play from scrimmage and Jadon Janke capped the drive with his second touchdown of the day, taking a forward pitch from Gronowski around left end for a 7-yard score.

SDSU continued to make big plays both on special teams and defense in the third as Jarod DePriest came up with the second blocked kick of the day on a 37-yard field goal attempt and Graham Spalding ended another Bison scoring chance with an interception off a deflected pass by Dalys BeNUM.

Dustman added field goals of 44 and 26 yards in the fourth quarter around a 10-yard touchdown pass from Miller to Mathis that cut the margin to 30-16. Dustman's four field goals were a career high.

The Jackrabbits finished with a 365-325 advantage in total offense. Gronowski completed 12-of-19 passes for 213 yards, with Jadon Janke leading receivers with five catches for 89 yards and the two scores. Davis paced the ground game with 106 yards on 17 carries.

Miller led NDSU in both passing and rushing, completing 18-of-29 attempts for 167 yards and carrying 17 times for 93 yards. Eli Green, Mathis, RaJa Nelson and T.K. Marshall each caught four passes, with Green posting a team-best 47 receiving yards.



South Dakota State hoisted the Dakota Marker for the fourth season in a row after a 33-16 win over North Dakota State before a record crowd of 19,431 at Dana J. Dykhouse Stadium.

Jason Freeman, who intercepted a pass in the fourth quarter, led the Jackrabbit defensive effort with 12 tackles, including 1.5 tackles for loss. Large registered eight stops.

Cole Wisniewski notched 11 tackles to lead North Dakota State, with Sam Jung and Jayden Price each tallying eight stops.

SCORE BY QUARTERS	1	2	3	4	FINAL
North Dakota State (6-3, 3-3)	6	3	0	7	16
South Dakota State (9-0, 6-0)	7	13	7	6	33

SCORING SUMMARY

1st	7:44	NDSU	— Zach Mathis 1 yd pass from Cam Miller (Griffin Crosa kick blocked)
1st	00:46	SDSU	— Isaiah Davis 1 yd run (Hunter Dustman kick)
2nd	10:09	NDSU	— Crosa 27 yd field goal
2nd	7:12	SDSU	— Dustman 31 yd field goal
2nd	5:15	SDSU	— Jadon Janke 46 yd pass from Mark Gronowski (Dustman kick)
2nd	1:50	SDSU	— Dustman 21 yd field goal
3rd	11:26	SDSU	— Jadon Janke 7 yd pass from Gronowski (Dustman kick)
4th	11:52	SDSU	— Dustman 44 yd field goal
4th	6:33	NDSU	— Mathis 10 yd pass from Miller (Eli Ozick kick)
4th	00:56	SDSU	— Dustman 26 yd field goal

TEAM STATISTICS	NDSU	SDSU
FIRST DOWNS	19	17
RUSHES-YARDS (NET)	35-158	33-152
PASSING YDS (NET)	167	213
Passes Att-Comp-Int	29-18-2	19-12-0
TOTAL OFFENSE PLAYS-YARDS	64-325	52-365
Punt Returns-Yards	0-0	1-28
Kickoff Returns-Yards	2-95	1-17
Interception Returns-Yards	0-0	2-9
Punts (Number-Avg)	1-37.0	2-43.0
Fumbles-Lost	1-1	0-0
Penalties-Yards	2-20	4-40
Possession Time	30:18	29:42
Third-Down Conversions	4 of 12	6 of 13
Fourth-Down Conversions	3 of 3	1 of 1
Red-Zone Scores-Chances	3-4	5-5
Sacks By: Number-Yards	1-9	2-16

RUSHING LEADERS: NDSU - Cam Miller 17-93; TaMerik Williams 6-33; Eli Green 10-17; T.K. Marshall 5-12. SDSU - Isaiah Davis 17-106; Amar Johnson 9-36; Mark Gronowski 7-10. **PASSING LEADERS:** NDSU - Cam Miller 18-29-2 167. SDSU - Mark Gronowski 12-19-0 213. **RECEIVING LEADERS:** NDSU - Eli Green 4-47; Zach Mathis 4-39; RaJa Nelson 4-36; T.K. Marshall 4-13; Joe Stoffel 1-23; Jake Lippe 1-9. SDSU - Jadon Janke 5-89; Jaxon Janke 4-79; Griffin Wilde 1-16; Amar Johnson 1-15; Graham Goering 1-14. **INTERCEPTIONS:** NDSU - none. SDSU - Graham Spalding 1-9; Jason Freeman 1-0. **SACKS:** NDSU - Dylan Hendricks 1.0-9. SDSU - Isaiah Stalbird 1.0-5; Quinton Hicks 0.5-6; Jarod DePriest 0.5-5. **TACKLE LEADERS (UA-A-TOT):** NDSU - Cole Wisniewski 6-5-11; Sam Jung 8-0-8; Jayden Price 6-2-8; Eli Mostaert 3-2-5; Logan Kopp 1-4-5. SDSU - Jason Freeman 5-7-12; Tucker Large 4-4-8; Isaiah Stalbird 3-2-5; Jarod DePriest 2-3-5.

2023 South Dakota State University Football Overall Statistics (as of Nov 6, 2023)

Team Statistics	SDS	OPP
SCORING	345	107
Points Per Game	38.33	11.89
FIRST DOWNS	198	141
Rushing	105	55
Passing	86	65
Penalty	7	21
RUSHING YARDAGE	2099	881
Yards gained	2183	1035
Yards lost	84	154
Attempts	322	265
Avg Per Attempt	6.5	3.3
Avg Per Game	233.2	97.9
TDs Rushing	25	5
PASSING YARDAGE	1849	1500
Att-Comp-Int	203-134-3	251-168-11
Avg Per Attempt	9.11	5.98
Avg Per Catch	13.80	8.93
Avg Per Game	205.44	166.67
TDs Passing	18	7
TOTAL OFFENSE	3948	2381
Total Plays	525	516
Avg Per Play	7.5	4.6
Avg Per Game	438.7	264.6
KICK RETURNS: #-YARDS	11-273	20-392
PUNT RETURNS: #-YARDS	17-310	8-28
INT RETURNS: #-YARDS	11-162	3-0
KICK RETURN AVERAGE	24.82	19.60
PUNT RETURN AVERAGE	18.24	3.50
INT RETURN AVERAGE	14.73	0.00
FUMBLES-LOST	4-4	11-7
PENALTIES-YARDS	64-616	42-288
Avg Per Game	68.44	32.00
PUNTS-YARDS	17-722	40-1562
Avg Per Punt	42.47	39.05
Net Punt Avg	40.82	30.80
KICKOFFS-YARDS	64-3964	28-1694
Avg Per Kick	61.94	60.50
Net Kick Avg	48.00	41.46
TIME OF POSSESSION	04:41:21	04:18:39
Per Game	31:16	28:44
3RD-DOWN CONVERSIONS	53-91	41-111
3rd-Down Pct	58.24 %	36.94 %
4TH-DOWN CONVERSIONS	4-6	9-12
4th-Down Pct	66.67 %	75.00 %
SACKS BY-YARDS	14-96	7-49
MISC YARDS	0	0
TOUCHDOWNS SCORED	45	12
FIELD GOALS-ATTEMPTS	11-14	8-11
ON-SIDE KICKS	0-0	0-0
RED-ZONE SCORES	34-35	16-22
RED-ZONE TOUCHDOWNS	29-35	9-22
PAT-ATTEMPTS	42-44	11-12
ATTENDANCE	93,609	47,831
Dates-Avg Per Date	5-18,722	4-11,958
Neutral Site #-Avg	-	0-0

Conf	Date	Opponent	WL	Score	Record	Time	Attend
	08/31/2023	WESTERN ORE.	W	45-7	1-0 , 0-0	02:54	16,258
	09/09/2023	MONTANA ST.	W	20-16	2-0 , 0-0	03:07	19,332
	09/16/2023	at Drake	W	70-7	3-0 , 0-0	03:07	18,174
*	09/30/2023	NORTH DAKOTA	W	42-21	4-0 , 1-0	03:05	19,231
*	10/07/2023	at Illinois State	W	40-21	5-0 , 2-0	02:54	8,272
*	10/14/2023	UNI	W	41-6	6-0 , 3-0	02:58	19,357
*	10/21/2023	at Southern Ill.	W	17-10	7-0 , 4-0	03:05	11,927
*	10/28/2023	at South Dakota	W	37-3	8-0 , 5-0	02:49	9,458
*	11/04/2023	NORTH DAKOTA ST.	W	33-16	9-0 , 6-0	03:18	19,431

* = Conference game

Score by Quarters	1st	2nd	3rd	4th	Total
South Dakota St.	90	110	72	73	345
Opponents	23	30	7	47	107

2023 South Dakota State University Football Overall Statistics (as of Nov 6, 2023)

#	Rushing	GP	ATT	GAIN	LOSS	NET	AVG	TD	LG	AVG/G
22	Davis, Isaiah	9	126	867	7	860	6.8	9	49	95.56
3	Johnson, Amar	9	85	555	9	546	6.4	3	44	60.67
21	Johnson, Angel	9	30	289	5	284	9.5	4	66	31.56
11	Gronowski, Mark	9	53	242	52	190	3.6	6	20	21.11
7	Mason, Chase	5	8	146	3	143	17.9	2	69	28.60
10	Janke, Jaxon	9	2	34	0	34	17.0	0	25	3.78
37	Vorhees, Kirby	3	5	17	0	17	3.4	0	8	5.67
5	Bell, Jon	9	2	13	0	13	6.5	0	11	1.44
39	Kracl, Isaac	1	2	11	0	11	5.5	0	10	11.00
1	Janke, Jadon	7	1	7	0	7	7.0	1	7	1.00
	Team	9	8	2	8	-6	-0.8	0	2	-0.67
	Total	9	322	2183	84	2099	6.5	25	69	233.22
	Opponents	9	265	1035	154	881	3.3	5	37	97.89

#	Passing	GP	Rating	COMP-ATT-INT	PCT	YDS	TD	LG	AVG/G
11	Gronowski, Mark	9	178.81	124-181-3	68.51 %	1741	18	60	193.44
7	Mason, Chase	5	117.14	8-14-0	57.14 %	100	0	31	20.00
5	Bell, Jon	9	30.08	1-5-0	20.00 %	6	0	6	0.67
10	Janke, Jaxon	9	116.80	1-1-0	100.00 %	2	0	2	0.22
22	Davis, Isaiah	9	0.00	0-1-0	0.00 %	0	0	0	0.00
	Team	9	0.00	0-1-0	0.00 %	0	0	0	0.00
	Total	9	168.83	134-203-3	66.01 %	1849	18	60	205.44
	Opponents	9	117.57	168-251-11	66.93 %	1500	7	66	166.67

#	Receiving	GP	NO	YDS	AVG	TD	LG	AVG/G
10	Janke, Jaxon	9	33	537	16.27	3	60	59.67
1	Janke, Jadon	7	22	324	14.73	5	46	46.29
18	Wilde, Griffiin	9	14	283	20.21	4	49	31.44
87	Heins, Zach	9	17	223	13.12	4	30	24.78
22	Davis, Isaiah	9	16	145	9.06	1	23	16.11
3	Johnson, Amar	9	10	95	9.50	0	17	10.56
12	Goering, Graham	7	6	89	14.83	0	40	12.71
34	Morgan, Michael	8	7	68	9.71	0	24	8.50
	Cole, Devon	6	2	26	13.00	0	15	4.33
21	Johnson, Angel	9	3	23	7.67	0	10	2.56
2	Preston, Marcus	8	1	20	20.00	0	20	2.50
88	Gannon, Greyton	6	1	11	11.00	0	11	1.83
44	Brenner, Kevin	9	1	3	3.00	1	3	0.33
11	Gronowski, Mark	9	1	2	2.00	0	2	0.22
89	Gormley, Brody	1	0	0	NaN	0	0	0.00
80	Prejean, Kentrell	1	0	0	NaN	0	0	0.00
	Total	9	134	1849	13.80	18	60	205.44
	Opponents	9	168	1500	8.93	7	66	166.67

#	Punt Returns	NO	YRDS	AVG	TD	LG
1	Large, Tucker	13	275	21.15	0	61
	Cole, Devon	1	24	24.00	0	24
7	Beaumont, Dalys	3	11	3.67	0	6
	Total	17	310	18.24	0	61
	Opponents	8	28	3.50	0	15

#	Interceptions	NO	YRDS	AVG	TD	LG
1	Large, Tucker	2	64	32.00	1	64
11	Freeman, Jason	2	0	0.00	0	0
14	Huerta, Colby	1	54	54.00	1	54
7	Beanum, Dalys	1	31	31.00	0	31
29	Spalding, Graham	1	9	9.00	0	9
5	Gales, DyShawn	1	4	4.00	0	4
25	Reeder, Cale	1	0	0.00	0	0
2	Stalbird, Isaiah	1	0	0.00	0	0
26	Tilford, Kolten	1	0	0.00	0	0
Total		11	162	14.73	2	64
Opponents		3	0	0.00	0	0

#	Kick Returns	NO	YRDS	AVG	TD	LG
3	Johnson, Amar	9	226	25.11	0	51
12	Goering, Graham	1	30	30.00	0	30
18	Wilde, Griffin	1	17	17.00	0	17
	Total	11	273	24.82	0	51
	Opponents	20	392	19.60	0	77

#	Fumble Returns	NO	YRDS	AVG	TD	LG
No data to report.						

2023 South Dakota State University Football
Overall Statistics (as of Nov 6, 2023)

#	Scoring	TD	FG	PAT					SAF	PTS
				KICK	RUSH	RCV	PASS	DXP		
10	Dustman, Hunter	—	11	42-44	—	—	—	—	—	75
22	Davis, Isaiah	10	—	—	—	—	—	—	—	60
11	Gronowski, Mark	6	—	—	—	—	—	—	—	36
1	Janke, Jadon	6	—	—	—	—	—	—	—	36
21	Johnson, Angel	4	—	—	—	—	—	—	—	24
18	Wilde, Griffin	4	—	—	—	—	—	—	—	24
87	Heins, Zach	4	—	—	—	—	—	—	—	24
10	Janke, Jaxon	3	—	—	—	—	0-1	—	—	18
3	Johnson, Amar	3	—	—	—	—	—	—	—	18
7	Mason, Chase	2	—	—	—	—	—	—	—	12
44	Brenner, Kevin	1	—	—	—	—	—	—	—	6
14	Huerter, Colby	1	—	—	—	—	—	—	—	6
1	Large, Tucker	1	—	—	—	—	—	—	—	6
Total		45	11	42-44	—	—	0-1	—	—	345
Opponents		12	8	11-12	—	—	—	—	—	107

#	Field Goals	FGM-FGA	PCT	I20	20-29	30-39	40-49	50+	LG	BLK
10	Dustman, Hunter	11-14	78.57 %	0-0	3-3	2-3	6-8	0-0	49	0
Total		11-14	78.57 %	0-0	3-3	2-3	6-8	0-0	49	0
Opponents		8-11	72.73 %	0-1	4-6	1-1	2-2	1-1	50	1

FG Sequence	South Dakota St.	Opponents
Western Ore.	(32),38	-
Montana St.	-	(27),(19),(24)
Drake	-	47
North Dakota	-	-
Illinois State	41	-
UNI	(42),(42)	(38),(43)
Southern Ill.	48,(44)	(39)
South Dakota	(49),(22),(47)	(50)
North Dakota St.	(31),(21),(44),(26)	(27),50,37

Numbers in (parentheses) indicate field goal was made.

#	Total Offense	G	Plays	Rush	Pass	Total	AVG/G
11	Gronowski, Mark	9	234	190	1741	1931	214.56
22	Davis, Isaiah	9	127	860	0	860	95.56
3	Johnson, Amar	9	85	546	0	546	60.67
21	Johnson, Angel	9	30	284	0	284	31.56
7	Mason, Chase	5	22	143	100	243	48.60
10	Janke, Jaxon	9	3	34	2	36	4.00
5	Bell, Jon	9	7	13	6	19	2.11
37	Vorhees, Kirby	3	5	17	0	17	5.67
39	Kracl, Isaac	1	2	11	0	11	11.00
1	Janke, Jadon	7	1	7	0	7	1.00
Team		9	9	-6	0	-6	-0.67
Total		9	525	2099	1849	3948	438.67
Opponents		9	516	881	1500	2381	264.56

#	Punting	NO	YDS	AVG	LG	TB	FC	I20	50+	BLK
10	Dustman, Hunter	16	722	45.13	62	0	4	6	5	0
Team		1	0	0.00	0	0	0	0	0	1
Total		17	722	42.47	62	0	4	6	5	1
Opponents		40	1562	39.05	65	1	7	8	4	0

#	Kickoffs	NO	YDS	AVG	TB	OB
96	Isakson, Jackson	4	249	62.3	2	1
10	Dustman, Hunter	60	3715	61.9	23	3
Total		64	3964	61.9	25	4
Opponents		28	1694	60.5	13	3

2023 South Dakota State University Football
Overall Statistics (as of Nov 6, 2023)

#	All Purpose	G	RUSH	RCV	PR	KR	IR	Total	AVG/G
22	Davis, Isaiah	9	860	145	0	0	0	1005	111.67
3	Johnson, Amar	9	546	95	0	226	0	867	96.33
10	Janke, Jaxon	9	34	537	0	0	0	571	63.44
1	Large, Tucker	9	0	0	275	0	64	339	37.67
1	Janke, Jadon	7	7	324	0	0	0	331	47.29
21	Johnson, Angel	9	284	23	0	0	0	307	34.11
18	Wilde, Griffin	9	0	283	0	17	0	300	33.33
87	Heins, Zach	9	0	223	0	0	0	223	24.78
11	Gronowski, Mark	9	190	2	0	0	0	192	21.33
7	Mason, Chase	5	143	0	0	0	0	143	28.60
12	Goering, Graham	7	0	89	0	30	0	119	17.00
34	Morgan, Michael	8	0	68	0	0	0	68	8.50
14	Huerter, Colby	9	0	0	0	0	54	54	6.00
	Cole, Devon	6	0	26	24	0	0	50	8.33
7	Beanum, Dalys	9	0	0	11	0	31	42	4.67
2	Preston, Marcus	8	0	20	0	0	0	20	2.50
37	Vorhees, Kirby	3	17	0	0	0	0	17	5.67
5	Bell, Jon	9	13	0	0	0	0	13	1.44
39	Kracl, Isaac	1	11	0	0	0	0	11	11.00
88	Gannon, Greyton	6	0	11	0	0	0	11	1.83
29	Spalding, Graham	9	0	0	0	0	9	9	1.00
5	Gales, DyShawn	9	0	0	0	0	4	4	0.44
44	Brenner, Kevin	9	0	3	0	0	0	3	0.33
	Team	9	-6	0	0	0	0	-6	-0.67
	Total	9	2099	1849	310	273	162	4693	521.44
	Opponents	9	881	1500	28	392	0	2801	311.22

2023 South Dakota State University Football
Overall Statistics (as of Nov 6, 2023)

#	Defensive Leaders	GP	Tackles				Sacks NO-YDS	Pass Defense			Fumbles		Blocked	
			Solo	ASST	TOT	TFL-YDS		INT-YDS	BU	QBH	RCV-YDS	FF	KICK	SAF
11	Freeman, Jason	9	30	30	60.0	4.0-9	0.5-4	2-0	1	1	2-0	—	—	—
2	Stalbird, Isaiah	9	33	16	49.0	4.0-15	2.0-12	1-0	2	—	1-0	1	—	—
6	Williamson, Saiveon	9	17	31	48.0	1.5-3	—	—	1	2	—	2	—	—
25	Reeder, Cale	9	23	16	39.0	0.5-1	—	1-0	—	—	—	1	—	—
1	Large, Tucker	9	23	9	32.0	—	—	2-64	2	—	—	—	—	—
14	Huerter, Colby	9	11	15	26.0	1.5-2	—	1-54	1	—	—	1	—	—
5	Gales, DyShawn	9	14	9	23.0	0.5-0	—	1-4	3	—	—	—	—	—
7	Beanum, Dalys	9	11	11	22.0	—	—	1-31	6	—	—	—	—	—
32	Bock, Adam	4	13	9	22.0	1.5-9	1.0-8	—	—	—	—	—	—	—
29	Spalding, Graham	9	13	9	22.0	1.0-0	—	1-9	—	—	—	—	—	—
94	Terveer, Cade	9	6	11	17.0	6.0-30	5.0-28	—	—	1	—	—	—	—
48	Hicks, Quinton	9	7	9	16.0	3.0-17	1.5-15	—	—	1	—	1	—	—
98	Van Marel, Ryan	9	7	8	15.0	3.0-12	1.0-6	—	—	—	1-0	—	1	—
4	Arrell, Steven	6	10	4	14.0	—	—	—	—	—	1-0	1	—	—
53	Johnson, Caden	9	5	9	14.0	2.0-7	0.5-3	—	1	1	—	—	—	—
52	DePriest, Jarod	9	5	8	13.0	1.5-13	1.5-13	—	—	1	—	—	1	—
9	Franci, Caleb	8	7	5	12.0	1.5-2	—	—	—	—	2-0	—	—	—
0	Mcgaughy, Daeton	6	11	1	12.0	1.0-4	—	—	1	—	—	—	—	—
23	Durrance, Matthew	9	6	4	10.0	—	—	—	—	—	—	—	—	—
93	Baloun, Max	9	4	5	9.0	1.5-2	—	—	—	—	—	—	—	—
46	McShane, Cullen	9	4	5	9.0	—	—	—	—	—	—	1	—	—
54	Lee, Jalen	15	7	1	8.0	—	—	—	1	—	—	—	—	—
40	Kusler, Aaron	9	5	3	8.0	—	—	—	—	1	—	—	—	—
54	Lee, Jalen	15	7	1	8.0	—	—	—	1	—	—	—	—	—
54	Lee, Jalen	9	7	1	8.0	—	—	—	1	—	—	—	—	—
92	Williams, Brian	9	5	2	7.0	2.0-5	—	—	1	1	—	—	—	—
8	Peterson, Blake	7	3	3	6.0	2.0-4	—	—	—	1	—	—	—	—
13	Dautermann, Aydan	8	3	2	5.0	—	—	—	—	—	—	—	—	—
96	Hawthorne, Bryce	3	4	1	5.0	1.0-3	—	—	—	—	—	—	—	—
57	Vanden Bos, Levi	6	3	2	5.0	2.0-6	—	—	—	2	—	—	—	—
27	Thompson, Noah	4	3	1	4.0	—	—	—	—	—	—	—	—	—
95	Wilson, Zac	8	1	2	3.0	1.0-7	1.0-7	—	—	—	—	—	—	—
30	Cotton, Cody	4	1	1	2.0	—	—	—	—	—	—	—	—	—
51	Green, Logan	9	1	1	2.0	1.0-4	—	—	—	1	—	1	—	—
33	Johnson, Bryce	9	1	1	2.0	—	—	—	—	—	—	—	—	—
41	Ollman, Joe	8	1	1	2.0	—	—	—	—	—	—	—	—	—
5	Bell, Jon	9	1	—	1.0	—	—	—	—	—	—	—	—	—
21	Johnson, Angel	9	—	1	1.0	—	—	—	—	—	—	—	—	—
3	Johnson, Dontay	2	—	1	1.0	—	—	—	—	—	—	—	—	—
43	Kusler, Adam	1	1	—	1.0	—	—	—	—	—	—	—	—	—
99	Ripperda, Dawson	4	—	1	1.0	—	—	—	—	—	—	—	—	—
26	Tilford, Kolten	4	1	—	1.0	—	—	1-0	—	—	—	—	—	—
28	Van Tol, Chase	4	1	—	1.0	—	—	—	—	—	—	—	—	—
55	Wolfcale-Holsten, Aaron	3	1	—	1.0	—	—	—	—	1	—	—	—	—
44	Brenner, Kevin	9	—	—	—	—	—	—	—	—	—	—	—	—
22	Davis, Isaiah	9	—	—	—	—	—	—	—	—	—	—	—	—
10	Dustman, Hunter	9	—	—	—	—	—	—	—	—	—	—	—	—
11	Gronowski, Mark	9	—	—	—	—	—	—	—	—	—	—	—	—
1	Janke, Jadon	7	—	—	—	—	—	—	—	—	—	—	—	—
10	Janke, Jaxon	9	—	—	—	—	—	—	—	—	—	—	—	—
3	Johnson, Amar	9	—	—	—	—	—	—	—	—	—	—	—	—
7	Mason, Chase	5	—	—	—	—	—	—	—	—	—	—	—	—
TM	Team	9	—	—	—	—	—	—	—	—	—	—	—	—
18	Wilde, Griffin	9	—	—	—	—	—	—	—	—	—	—	—	—
87	Heins, Zach	9	—	—	—	—	—	—	—	—	—	—	—	—
Total		9	317	250	567.0	43.0-155	14.0-96	11-162	22	14	7-0	9	2	—
Opponents		9	287	272	559.0	22.0-78	7.0-49	3-0	14	11	4-0	3	1	—

CAREER HIGHS — OFFENSE

QUARTERBACKS



5-JON BELL

6-3, 190, So.

Naperville, Illinois • Naperville North H.S.

SINGLE-GAME CAREER HIGHS

Completions: 1, vs. Western Oregon, 8-31-2023
Passing Attempts: 4, vs. Western Oregon, 8-31-2023
Passing Yards: 6, vs. Western Oregon, 8-31-2023
Long Pass: 6 yards, to Angel Johnson, vs. Western Oregon, 8-31-2023
Touchdown Passes: N/A
Interceptions: N/A
Rushing Attempts: 2, vs. Western Oregon, 8-31-2023
Rushing Yards: 13, vs. Western Oregon, 8-31-2023
Long Rush: 11 yards, vs. Western Oregon, 8-31-2023
Rushing TDs: N/A



11-MARK GRONOWSKI

6-3, 225, Jr.

Naperville, Illinois • Neuqua Valley H.S.

SINGLE-GAME CAREER HIGHS

Completions: 22, at Missouri State, 9-24-2022, and vs. Indiana State, 10-29-2022
Passing Attempts: 33, vs. Western Illinois, 10-1-2022
Passing Yards: 319, at Missouri State, 9-24-2022
Long Pass: 76 yards (for TD) to Jaxon Janke, at North Dakota, 2-27-2021
Touchdown Passes: 5, vs. Drake, 9-16-2023
Interceptions: 2, at North Dakota, 2-27-2021, and vs. UC Davis, 9-10-2022
Rushing Attempts: 16, at North Dakota State, 4-17-2021
Rushing Yards: 142, vs. Southern Illinois, 5-2-2021
Long Rush: 80 yards (for TD), vs. Western Illinois, 3-6-2021
Rushing Touchdowns: 2, four times (last: at North Dakota, 10-22-2022)
Receptions: 1, three times (last: at Illinois State, 10-7-2023)
Receiving Yards: 24, vs. Delaware, 5-8-2021
Long Reception: 24 yards (for TD), vs. Delaware, 5-8-2021
Receiving Touchdowns: 1, vs. Delaware, 5-8-2021



7-CHASE MASON

6-4, 230, So.

Hurley, South Dakota • Viborg-Hurley H.S./ Nebraska

SINGLE-GAME CAREER HIGHS

Completions: 5, vs. Western Oregon, 8-31-2023
Passing Attempts: 9, vs. Western Oregon, 8-31-2023
Passing Yards: 67, vs. Western Oregon, 8-31-2023
Long Pass: 31 yards, to Griffin Wilde, vs. Western Oregon, 8-31-2023
Touchdown Passes: N/A
Interceptions: N/A
Rushing Attempts: 3, vs. Western Oregon, 8-31-2023
Rushing Yards: 69, vs. Drake, 9-16-2023
Long Rush: 69 yards (for TD), vs. Drake, 9-16-2023
Rushing Touchdowns: 1, vs. Western Oregon, 8-31-2023, and vs. Drake, 9-16-2023

RUNNING BACKS



22-ISAIAH DAVIS

6-1, 220, Sr.

Joplin, Missouri • Joplin H.S.

SINGLE-GAME CAREER HIGHS

Rushing Attempts: 27, vs. Western Illinois, 10-1-2022
Rushing Yards: 217, vs. UC Davis, 11-27-2021
Long Rush: 85 yards (for TD), vs. Sam Houston, 5-16-2021
Rushing Touchdowns: 3, five times (last: vs. North Dakota, 9-30-2023)
Receptions: 5, at Iowa, 9-3-2022, and at Northern Iowa, 11-5-2022
Receiving Yards: 47, vs. Drake, 9-16-2023
Long Reception: 36 yards, vs. Delaware, 5-8-2021
Receiving Touchdowns: 1, vs. Drake, 9-16-2023
Kickoff Returns: 4, vs. Sam Houston, 5-16-2021
Kickoff Return Yards: 114, vs. Sam Houston, 5-16-2021
Long Kickoff Return: 50 yards, vs. Southern Illinois, 5-2-2021
Punt Returns: 1, three times (last: at Sacramento State, 12-4-2021)
Punt Return Yards: 17, at Sacramento State
All-Purpose Yards: 305, vs. Sam Houston, 5-16-2021




3-AMAR JOHNSON

5-10, 200, Jr.

O'Fallon, Missouri • Chaminade College Prep

SINGLE-GAME CAREER HIGHS

Rushing Attempts: 18, at Youngstown State, 10-30-2021
Rushing Yards: 126, vs. North Dakota State, 1-8-2023
Long Rush: 55 yards, vs. North Dakota State, 1-8-2023
Rushing Touchdowns: 2, at South Dakota, 10-28-2023
Receptions: 3, vs. Montana State, 12-17-2022
Receiving Yards: 34, at Indiana State, 9-25-2021
Long Reception: 34 yards, at Indiana State, 9-25-2021
Receiving Touchdowns: 1, vs. Montana State, 12-17-2022
Total Touchdowns: 2, vs. Montana State (1 rushing, 1 receiving), 12-17-2022, and at South Dakota (2 rushing), 10-28-2023
Kickoff Returns: 2, three times (last: at Southern Illinois, 10-21-2023)
Kickoff Return Yards: 73, vs. Drake, 9-16-2023
Long Kickoff Return: 51 yards, vs. Drake, 9-16-2023
All-Purpose Yards: 142, vs. Drake, 9-16-2023



21-ANGEL JOHNSON

5-9, 190, So.

Irene, South Dakota • Viborg-Hurley H.S.

SINGLE-GAME CAREER HIGHS

Rushing Attempts: 10, vs. Western Oregon, 8-31-2023
Rushing Yards: 90, vs. Drake, 9-16-2023
Long Rush: 66 yards (for TD), vs. Drake, 9-16-2023
Rushing Touchdowns: 2, vs. Drake, 9-16-2023
Receptions: 1, six times (last: at South Dakota, 10-28-2023)
Receiving Yards: 10, vs. North Dakota, 9-30-2023
Long Reception: 10 yards, vs. North Dakota, 9-30-2023
Kickoff Returns: 1, vs. Montana State, 12-17-2022
Kickoff Return Yards: 21, vs. Montana State, 12-17-2022
Long Kick Return: 21 yards, vs. Montana State, 12-17-2022

CAREER HIGHS — OFFENSE

RUNNING BACKS (cont.)



24-DERRICK JOHNSON

5-11, 205, R-Fr.

Austin, Texas • Lake Travis H.S.

SINGLE-GAME CAREER HIGHS

Rushing Attempts: 2, vs. Butler, 9-17-2022

Rushing Yards: 3, vs. Butler, 9-17-2022

Long Rush: 3 yards, vs. Butler, 9-17-2022

Rushing Touchdowns: N/A



39-ISAAC KRACL

5-11, 180, R-Fr.

Crete, Nebraska • Crete H.S.

SINGLE-GAME CAREER HIGHS

Rushing Attempts: 2, vs. Western Oregon, 8-31-2023

Rushing Yards: 11, vs. Western Oregon, 8-31-2023

Long Rush: 10 yards, vs. Western Oregon, 8-31-2023

Rushing Touchdowns: N/A



37-KIRBY VORHEES

5-10, 200, Fr.

Lutz, Florida • Steinbrenner H.S.

SINGLE-GAME CAREER HIGHS

Rushing Attempts: 4, vs. Drake, 9-16-2023

Rushing Yards: 16, vs. Drake, 9-16-2023

Long Rush: 8 yards, vs. Drake, 9-16-2023

Rushing Touchdowns: N/A

WIDE RECEIVERS



15-DEVON COLE Jr.

5-10, 175, Jr.

Clermont, Florida • Lake Minneola H.S.

SINGLE-GAME CAREER HIGHS

Receptions: 2, vs. Western Oregon, 8-31-2023

Receiving Yards: 26, vs. Western Oregon, 8-31-2023

Long Reception: 15 yards, vs. Western Oregon, 8-31-2023

Receiving Touchdowns: N/A

Punt Returns: 1, at Youngstown State, 10-30-2021, and vs. Drake, 9-16-2023

Long Punt Return: 24 yards, vs. Drake, 9-16-2023



12-GRAHM GOERING

6-3, 205, So.

Iowa City, Iowa • Iowa City West H.S.

SINGLE-GAME CAREER HIGHS

Receptions: 2, vs. Drake, 9-16-2023

Receiving Yards: 40, vs. Montana State, 9-9-2023

Long Reception: 40 yards, vs. Montana State, 9-9-2023

Receiving Touchdowns: N/A

Kickoff Returns: 1, vs. Western Oregon, 8-31-2023

Long Punt Return: 30 yards, vs. Western Oregon, 8-31-2023



1-JADON JANKE

6-3, 210, Sr.

Madison, South Dakota • Madison H.S.

SINGLE-GAME CAREER HIGHS

Receptions: 8, at Missouri State, 9-24-2022

Receiving Yards: 129, vs. Illinois State, 11-12-2022

Receiving Touchdowns: 2, six times (last: vs. North Dakota State, 11-4-2023)

Long Reception: 52 yards, vs. Southern Illinois, 10-9-2021

Kickoff Returns: 4, at Montana State, 12-18-2021

Kickoff Return Yards: 101, at Montana State, 12-18-2021

Long Kick Return: 44 yards, at Montana State, 12-18-2021

Punt Returns: 5, at Northern Iowa, 11-5-2022

Punt Return Yards: 78, at Northern Iowa, 11-5-2022

Long Punt Return: 58 yards, at North Dakota, 10-22-2022

Rushing Yards: 10 (on 1 attempt), at Missouri State, 9-24-2022

Rushing Touchdowns: 1, at South Dakota, 10-28-2023

Passing Yards: 16 (on 1 att.), at North Dakota, 10-22-2022

All-Purpose Yards: 172, at North Dakota, 10-22-2022

Note: Recovered blocked punt in end zone for touchdown at Southern Illinois, 11-10-2018



10-JAXON JANKE

6-3, 210, Sr.

Madison, South Dakota • Madison H.S.

SINGLE-GAME CAREER HIGHS

Receptions: 9, at Western Illinois, 10-16-2021, and vs. Western Illinois, 10-1-2022

Receiving Yards: 161, at North Dakota, 2-27-2021

Receiving Touchdowns: 2, four times (last: vs. North Dakota State, 1-8-2023)

Long Reception: 76 yards (for TD), at North Dakota, 2-27-2021

Punt Returns: 4, vs. Long Island, 9-7-2019

Punt Return Yards: 111, vs. Long Island, 9-7-2019

Long Punt Return: 77 yards (for TD), vs. Long Island, 9-7-2019

Kickoff Returns: 1, three times (last: vs. Illinois State, 11-9-2019)

Kickoff Return Yards: 20, vs. Illinois State, 11-9-2019

Long Kick Return: 20 yards, vs. Illinois State, 11-9-2019

Rushing Yards: 25 yards (on 1 attempt), vs. Drake, 9-16-2023

All-Purpose Yards: 161, at North Dakota, 2-27-2021



2-MARCUS PRESTON

6-2, 195, Jr.

Lawrence, Kan. • Free State H.S./North Dakota

SINGLE-GAME CAREER HIGHS

Receptions: 1, vs. Drake, 9-16-2023

Receiving Yards: 20, vs. Drake, 9-16-2023

Long Reception: 20 yards, vs. Drake, 9-16-2023

Receiving Touchdowns: N/A

CAREER HIGHS — OFFENSE

WIDE RECEIVERS (cont.)



18-GRIFFIN WILDE

6-2, 190, Fr.

Sioux Falls, South Dakota • Jefferson H.S.

SINGLE-GAME CAREER HIGHS

Receptions: 4, vs. Western Oregon, 8-31-2023, and vs. Northern Iowa, 10-14-2023

Receiving Yards: 79, vs. Western Oregon, 8-31-2023

Long Reception: 49 yards (for TD), at Southern Illinois, 10-21-2023

Receiving Touchdowns: 1, four times (last: at Southern Illinois, 10-21-2023)

Kickoff Returns: 1, vs. North Dakota, 9-30-2023

Long Kickoff Return: 17 yards, vs. North Dakota, 9-30-2023

TIGHT ENDS



44-KEVIN BRENNER

6-2, 240, Sr.

Silver Lake, Wisconsin • Wilmot Union H.S.

SINGLE-GAME OFFENSIVE CAREER HIGHS

Receptions: 1, vs. Drake, 9-16-2023

Receiving Yards: 3, vs. Drake, 9-16-2023

Long Reception: 3 yards, vs. Drake, 9-16-2023

Receiving Touchdowns: 1, vs. Drake, 9-16-2023

SINGLE-GAME DEFENSIVE CAREER HIGHS

Solo Tackles: 2, vs. Lindenwood, 9-11-2021, and vs. UC Davis, 9-10-2022

Assisted Tackles: 2, vs. UC Davis, 9-10-2022

Total Tackles: 4, vs. UC Davis, 9-10-2022

Tackles for Loss: 1.0, at Colorado State, 9-3-2021, and vs. Lindenwood, 9-11-2021



34-MIKE MORGAN

6-3, 240, Sr.

New Lenox, Illinois •

Lincoln-Way Central H.S.

SINGLE-GAME CAREER HIGHS

Receptions: 2, five times (last: at South Dakota, 10-28-2023)

Receiving Yards: 66, vs. Dixie State, 10-2-2021


Long Reception: 55 yards (for TD), vs. Dixie State, 10-2-2021

Receiving Touchdowns: 2, vs. Dixie State, 10-2-2021

Rushing Yards: 3 (on 1 attempt), at North Dakota, 10-22-2022

Kickoff Return Yards: 14 (on 1 attempt), at Western Illinois, 10-16-2021

SPECIALISTS



10-HUNTER DUSTMAN

6-4, 225, Jr.

East Bethel, Minnesota • St. Francis H.S.

SINGLE-GAME CAREER HIGHS

Field Goals Made: 4, vs. North Dakota State, 11-4-2023

Field Goals Attempted: 4, vs. North Dakota State, 11-4-2023

Long Field Goal: 49 yards, at South Dakota, 10-28-2023

Extra Points Made: 10, vs. Drake, 9-16-2023

Extra Points Attempted: 10, vs. Drake, 9-16-2023

Total Points: 15 (4 FG, 3 PAT), vs. North Dakota State, 11-4-2023

Punts: 11, at Iowa, 9-3-2022

Punt Average (Min. 3 Punts): 54.2 yards (on 4 attempts), at Southern Illinois, 10-21-2023

Punts Inside 20: 3, at Sacramento State, 12-4-2021, and vs. South Dakota, 10-8-2022

Long Punt: 62 yards, at Southern Illinois, 10-21-2023



88-GREYTON GANNON

6-4, 230, R-Fr.

Eagle, Wisconsin • Mukwonago H.S.

SINGLE-GAME CAREER HIGHS

Receptions: 1, vs. Drake, 9-16-2023

Receiving Yards: 11, vs. Drake, 9-16-2023

Long Reception: 11 yards, vs. Drake, 9-16-2023

Receiving Touchdowns: N/A



99-JACK GREEN

6-0, 200, So.

Rapid City, South Dakota •

St. Thomas More H.S.

SINGLE-GAME CAREER HIGHS

Extra Points Made: 2, vs. Butler, 9-17-2022

Extra Points Attempted: 2, vs. Butler, 9-17-2022

Total Points: 2, vs. Butler, 9-17-2022



87-ZACH HEINS

6-7, 260, Sr.

Sioux Falls, South Dakota • Washington H.S.

SINGLE-GAME CAREER HIGHS

Receptions: 7, at Missouri State, 9-24-2022

Receiving Yards: 127, at Missouri State, 9-24-2022

Long Reception: 43 yards, at Northern Iowa, 2-19-2021

Receiving Touchdowns: 2, vs. Lindenwood, 9-11-2021, and vs. Northern Iowa, 10-14-2023

CAREER HIGHS — DEFENSE

DEFENSIVE ENDS



48-QUINTON HICKS

6-1, 260, Sr.

Wichita, Kansas • Campus H.S.

SINGLE-GAME CAREER HIGHS

Solo Tackles: 3, three times (last: at North Dakota, 10-22-2022)

Assisted Tackles: 3, three times (last: vs. South Dakota, 10-8-2022)

Total Tackles: 5, at Western Illinois, 10-16-2021

Tackles for Loss: 2.0, vs. Long Island, 9-7-2019

Sacks: 1.5, at Missouri State, 11-2-2019

Forced Fumbles: 1, three times (last: at Southern Illinois, 10-21-2023)

Fumble Recoveries: 1, vs. Long Island, 9-7-2019

Pass Breakups: 1, vs. Youngstown State, 3-13-2021



99-DAWSON RIPPERDA

6-4, 240, R-Fr.

Larchwood, Iowa • West Lyon H.S./ Northern Illinois

SINGLE-GAME CAREER HIGHS

Solo Tackles: N/A

Assisted Tackles: 1, vs. Montana State, 9-9-2023

Total Tackles: 1, vs. Montana State, 9-9-2023

Tackles for Loss: N/A

Sacks: N/A



94-CADE TERVEER

6-3, 255, Sr.

Brandon, South Dakota • Brandon Valley H.S.

SINGLE-GAME CAREER HIGHS

Solo Tackles: 4, at Youngstown State, 10-30-2021

Assisted Tackles: 5, vs. Northern Iowa, 10-14-2023

Total Tackles: 5, three times (last: vs. Northern Iowa, 10-14-2023)

Tackles for Loss: 2.0, vs. North Dakota, 11-20-2021

Sacks: 2.0, vs. North Dakota, 11-20-2021

Forced Fumbles: 1, at Villanova, 12-11-2021

Interceptions: 1, vs. three times (last: at Sacramento State, 12-4-2021)

Long Interception Return: 14 yards, vs. UC Davis, 11-27-2021)

Pass Breakups: 1, at Western Illinois, 10-16-2021, and vs. North Dakota, 11-20-2021



53-CADEN JOHNSON

6-3, 240, Sr.

Wahoo, Nebraska • Bishop Neumann H.S.

SINGLE-GAME CAREER HIGHS

Solo Tackles: 2, six times (last: vs. Northern Iowa, 10-14-2023)

Assisted Tackles: 3, at North Dakota State, 10-15-2022, and vs. Montana State, 9-9-2023

Total Tackles: 4, vs. Montana State, 9-9-2023

Tackles for Loss: 2.0, vs. Montana State, 12-17-2022

Sacks: 1.0, three times (last: vs. Montana State, 12-17-2022)

Forced Fumbles: 1, vs. Western Illinois, 10-1-2022

Fumble Recoveries: 1, at Colorado State, 9-3-2021

Pass Breakups: 1, vs. Western Illinois, 3-6-2021, and at Illinois State, 10-7-2023



57-LEVI VANDEN BOS

6-3, 245, So.

Rock Valley, Iowa • Western Christian H.S.

SINGLE-GAME CAREER HIGHS


Solo Tackles: 1, five times (last: at South Dakota, 10-28-2023)

Assisted Tackles: 1, at Drake, 9-16-2023, and at South Dakota, 10-28-2023

Total Tackles: 2, vs. Drake, 9-16-2023, and at South Dakota, 10-28-2023

Tackles for Loss: 1.0, three times (last: at South Dakota, 10-28-2023)

Sacks: 1.0, vs. Dixie State, 10-2-2021



90-RANDY KEUMOGNE

6-3, 235, Sr.

Oakdale, Minnesota • Tartan H.S.

SINGLE-GAME CAREER HIGHS

Solo Tackles: 1, at North Dakota State, 4-17-2021, and vs. Delaware, 5-8-2021

Assisted Tackles: 1, vs. Lindenwood, 9-11-2021, and vs. UC Davis, 11-27-2021

Total Tackles: 1, four times (last: vs. UC Davis, 11-27-2021)

Tackles for Loss: 1.0, at North Dakota State, 4-17-2021

Sacks: 1.0, at North Dakota State, 4-17-2021



95-ZAC WILSON

6-3, 250, Sr.

Chipley, Florida • Chipley H.S.

SINGLE-GAME CAREER HIGHS

Solo Tackles: 1, four times (last: at Southern Illinois, 10-21-2023)

Assisted Tackles: 1, six times (last: at Southern Illinois, 10-21-2023)

Total Tackles: 2, vs. Delaware, 12-3-2022, and at Southern Illinois, 10-21-2023

Tackles for Loss: 1.0, at Western Illinois, 10-16-2021, and at Southern Illinois, 10-21-2023

Sacks: 1.0, at Western Illinois, 10-16-2021, and at Southern Illinois, 10-21-2023



8-BLAKE PETERSON

6-4, 260, Sr.

Beresford, South Dakota • Beresford H.S./ Iowa State

SINGLE-GAME CAREER HIGHS

Solo Tackles: 2, vs. Western Oregon, 8-31-2023

Assisted Tackles: 1, three times (last: vs. Northern Iowa, 10-14-2023)

Total Tackles: 3, vs. Western Oregon, 8-31-2023

Tackles for Loss: 1.0, vs. Northern Iowa, 10-14-2023

Sacks: N/A

CAREER HIGHS — DEFENSE

DEFENSIVE TACKLES



93-MAX BALOUN

6-6, 285, Jr.

Redfield, South Dakota • Redfield H.S.

SINGLE-GAME CAREER HIGHS

Solo Tackles: 2, vs. Montana State, 9-9-2023

Assisted Tackles: 2, vs. North Dakota, 9-30-2023

Total Tackles: 3, vs. Montana State, 9-9-2023

Tackles for Loss: 1.0, three times (last: vs. Drake, 9-16-2023)

Sacks: 1.0, at Iowa, 9-3-2022, and vs. Western Illinois, 10-1-2022

Pass Breakups: 1, vs. Butler, 9-17-2022



98-RYAN VAN MAREL

6-4, 295, Sr.

Sheldon, Iowa • Sheldon H.S.

SINGLE-GAME CAREER HIGHS

Solo Tackles: 4, at Southern Illinois, 10-21-2023

Assisted Tackles: 3, at Iowa, 9-3-2022

Total Tackles: 5, at Southern Illinois, 10-21-2023

Tackles for Loss: 1.0, eight times (last: vs. Drake, 9-16-2023)

Sacks: 1.0, three times (last: vs. Holy Cross, 12-10-2022)

Forced Fumbles: 1, vs. Southern Illinois, 10-9-2021

Fumble Recoveries: 1, at Southern Illinois, 10-21-2023

Blocked Kicks: 1, vs. Youngstown State, 3-13-2021, and

vs. North Dakota State, 11-4-2023



52-JAROD DePRIEST

6-5, 285, Sr.

Trivoli, Illinois • Farmington Central H.S.

SINGLE-GAME CAREER HIGHS

Solo Tackles: 2, vs. Delaware, 12-3-2022, and vs. North Dakota State, 11-4-2023


Assisted Tackles: 3, three times (last: vs. North Dakota State, 11-4-2023)

Total Tackles: 5, vs. North Dakota State, 11-4-2023

Tackles for Loss: 1.0, four times (last: at North Dakota, 10-22-2022)

Sacks: 1.0, four times (last: at North Dakota, 10-22-2022)

Blocked Kicks: 1, vs. UC Davis, 9-10-2022, and vs. North Dakota State, 11-4-2023



92-BRIAN WILLIAMS

6-1, 285, Sr.

Chipley, Florida • Chipley H.S./Valdosta State

SINGLE-GAME CAREER HIGHS

Solo Tackles: 2, vs. Montana State, 9-9-2023, and at South Dakota, 10-28-2023

Assisted Tackles: 2, vs. Indiana State, 10-29-2022

Total Tackles: 3, vs. Indiana State, 10-29-2022

Tackles for Loss: 1.0, vs. Montana State, 9-9-2023, and at South Dakota, 10-28-2023

Pass Breakups: 1, vs. North Dakota State, 11-4-2023



51-LOGAN GREEN

6-4, 285, R-Fr.

Northboro, Iowa • Clarinda H.S.

SINGLE-GAME CAREER HIGHS


Solo Tackles: 1, vs. Northern Iowa, 10-14-2023, and at South Dakota, 10-28-2023

Assisted Tackles: 1, vs. Drake, 9-16-2023

Total Tackles: 1, three times (last: South Dakota, 10-28-2023)

Tackles for Loss: 1.0, vs. Northern Iowa, 10-14-2023

Forced Fumbles: 1, vs. Northern Iowa, 10-14-2023



55-AARON WOLFCAL-HOLSTEN

6-1, 280, So.

Gilbert, Arizona • Williams Field H.S.

SINGLE-GAME CAREER HIGHS

Solo Tackles: 2, vs. Butler, 9-17-2022

Assisted Tackles: 2, vs. Indiana State, 10-29-2022

Total Tackles: 2, vs. Butler, 9-17-2022, and vs. Indiana State, 10-29-2022

Tackles for Loss: 0.5, vs. Indiana State, 10-29-2022

Fumble Recoveries: 1, vs. Butler, 9-17-2022

LINEBACKERS



96-BRYCE HAWTHORNE

6-3, 265, Fr.

Osseo, Minnesota • Osseo H.S.

SINGLE-GAME CAREER HIGHS

Solo Tackles: 2, vs. Western Oregon, 8-31-2023, and vs. Drake, 9-16-2023

Assisted Tackles: 1, vs. Drake, 9-16-2023

Total Tackles: 3, vs. Drake, 9-16-2023

Tackles for Loss: 1.0, vs. Western Oregon, 8-31-2023



32-ADAM BOCK

6-1, 225, Sr.

Solon, Iowa • Solon H.S.

SINGLE-GAME CAREER HIGHS

Solo Tackles: 11, at South Dakota, 11-13-2021

Assisted Tackles: 10, at Indiana State, 9-25-2021

Total Tackles: 17, vs. Southern Illinois, 10-9-2021

Tackles for Loss: 2.5, four times (last: vs. Montana State, 12-17-2022)

Sacks: 2.0, vs. South Dakota, 10-8-2022

Forced Fumbles: 1, three times (last: at Iowa, 9-3-2022)

Fumble Recoveries: 1, at Iowa, 9-3-2022

Interceptions: 1, at Indiana State, 9-25-2021, and vs. UC Davis, 11-27-2021

Long Interception Return: 39 yards (for TD), vs. UC Davis, 11-27-2021

Pass Breakups: 2, at Colorado State, 9-3-2021

Blocked Kicks: 1, at Youngstown State, 10-30-2021

Note: Returned blocked PAT at Youngstown State for defensive extra point



91-JACE SIFORE

6-3, 280, R-Fr.

Howard, South Dakota • Howard H.S.

SINGLE-GAME CAREER HIGHS

Solo Tackles: N/A

Assisted Tackles: N/A

Total Tackles: N/A

Tackles for Loss: N/A

Sacks: N/A

CAREER HIGHS — DEFENSE

LINEBACKERS (cont.)



9-CALEB FRANCL

6-1, 195, Jr.

Grand Island, Nebraska • Grand Island H.S.

SINGLE-GAME CAREER HIGHS

Solo Tackles: 5, vs. Northern Iowa, 10-23-2021
 Assisted Tackles: 4, at Indiana State, 9-25-2021
 Total Tackles: 7, vs. Northern Iowa, 10-23-2021
 Tackles for Loss: 2.0, vs. Long Island, 9-7-2019
 Fumble Recoveries: 1, three times (last: vs. Northern Iowa, 10-14-2023)
 Interceptions: 1, at Iowa, 9-3-2022
 Pass Breakups: 1, at Indiana State, 9-25-2021, and at Iowa, 9-3-2022



11-JASON FREEMAN

5-9, 215, Sr.

**Zion, Illinois • Zion-Benton Township H.S./
 Olivet Nazarene University**

SINGLE-GAME CAREER HIGHS

Solo Tackles: 6, three times (last: at South Dakota, 10-28-2023)
 Assisted Tackles: 8, at Southern Illinois, 10-21-2023
 Total Tackles: 12, vs. North Dakota State, 11-4-2023
 Tackles for Loss: 1.5, three times (last: vs. North Dakota State, 11-4-2023)
 Sacks: 1.0, three times (last: vs. Illinois State, 11-12-2022)
 Interceptions: 1, four times (last: vs. North Dakota State, 11-4-2023)
 Pass Breakups: 1, three times (last: at South Dakota, 10-28-2023)
 Fumble Recoveries: 1, at Illinois State, 10-7-2023, and vs. Northern Iowa, 10-14-2023




33-BRYCE JOHNSON

6-3, 210, R-Fr.

Parker, Colorado • Lutheran H.S.

SINGLE-GAME CAREER HIGHS

Solo Tackles: 1, vs. North Dakota, 9-30-2023
 Assisted Tackles: N/A
 Total Tackles: 1, vs. North Dakota, 9-30-2023
 Tackles for Loss: N/A



40-AARON KUSLER

6-3, 225, Jr.

Sioux Falls, South Dakota • Roosevelt H.S.

SINGLE-GAME CAREER HIGHS

Solo Tackles: 2, at Indiana State, 9-25-2021, and vs. Western Oregon, 8-31-2023
 Assisted Tackles: 2, vs. Lindenwood, 9-11-2021
 Total Tackles: 3, vs. Lindenwood, 9-11-2021
 Tackles for Loss: N/A



43-ADAM KUSLER

6-2, 225, Jr.

Sioux Falls, South Dakota • Roosevelt H.S.

SINGLE-GAME CAREER HIGHS

Solo Tackles: 2, vs. Dixie State, 10-2-2021, and vs. Indiana State, 10-29-2022
 Assisted Tackles: 3, vs. Dixie State, 10-2-2021
 Total Tackles: 5, vs. Dixie State, 10-2-2021
 Tackles For Loss: 1.0, vs. Indiana State, 10-29-2022
 Pass Breakups: 1, at Colorado State, 9-3-2021, and vs. Dixie State, 10-2-2021




0-DAETON MCGAUGHY

6-0, 210, Sr.

Elwood, Kansas • Lafayette H.S.

SINGLE-GAME CAREER HIGHS

Solo Tackles: 8, vs. Drake, 9-16-2023
 Assisted Tackles: 4, vs. Lindenwood, 9-11-2021
 Total Tackles: 9, vs. Drake, 9-16-2023
 Tackles for Loss: 1.0, vs. Drake, 9-16-2023
 Interceptions: 1, three times (last: vs. UC Davis, 9-10-2022)
 Pass Breakups: 1, vs. Western Oregon, 8-31-2023
 Fumble Recoveries: 1, vs. Western Illinois, 10-1-2022



46-CULLEN McSHANE

6-1, 225, R-Fr.

Marquette, Iowa • MFL MarMac H.S.

SINGLE-GAME CAREER HIGHS

Solo Tackles: 3, vs. Drake, 9-16-2023
 Assisted Tackles: 2, vs. Drake, 9-16-2023, and vs. Northern Iowa, 10-14-2023
 Total Tackles: 5, vs. Drake, 9-16-2023
 Tackles for Loss: N/A
 Forced Fumbles: 1, at Illinois State, 10-7-2023



41-JOE OLLMAN

6-1, 215, R-Fr.

Mequon, Wisconsin • Homestead H.S.

SINGLE-GAME CAREER HIGHS

Solo Tackles: 1, vs. Western Oregon, 8-31-2023
 Assisted Tackles: 1, vs. Drake, 9-16-2023
 Total Tackles: 1, vs. Western Oregon, 8-31-2023, and vs. Drake, 9-16-2023
 Tackles for Loss: N/A
 Sacks: N/A



38-TREVOR SCOTT

5-10, 195, R-Fr.


Kansas City, Missouri • Platte County H.S.

SINGLE-GAME CAREER HIGHS

Solo Tackles: 2, at North Dakota State, 10-15-2022
 Assisted Tackles: 1, at North Dakota State, 10-15-2022
 Total Tackles: 3 at North Dakota State, 10-15-2022
 Tackles for Loss: N/A
 Sacks: N/A

CAREER HIGHS — DEFENSE

LINEBACKERS (cont.)



29-GRAHAM SPALDING

6-2, 210, Sr.

Oviedo, Florida • Lake Howell H.S.

SINGLE-GAME CAREER HIGHS

Solo Tackles: 4, six times (last: vs. North Dakota, 10-22-2022)
 Assisted Tackles: 8, vs. Northern Iowa, 10-23-2021
 Total Tackles: 12, vs. Northern Iowa, 10-23-2021
 Tackles for Loss: 2.5, vs. Northern Iowa, 10-23-2021
 Sacks: 1.0, at Colorado State, 9-3-2021
 Forced Fumbles: 1, at Southern Illinois, 3-20-2021
 Fumble Recoveries: 1, vs. Indiana State, 10-29-2021
 Interceptions: 1, three times (last: vs. North Dakota State, 11-4-2023)
 Pass Breakups: 1, three times (last: vs. Northern Iowa, 10-23-2021)



2-ISAIAH STALBIRD

6-1, 215, Sr.

Kearney, Nebraska • Kearney H.S./Nebraska

SINGLE-GAME CAREER HIGHS

Solo Tackles: 8, at North Dakota, 10-22-2022, and vs. Northern Iowa, 10-14-2023
 Assisted Tackles: 6, vs. North Dakota State, 11-6-2021
 Total Tackles: 9, five times (last: at Southern Illinois, 10-21-2023)
 Tackles for Loss: 2.0, vs. Northern Iowa, 10-14-2023
 Sacks: 1.0, vs. Northern Iowa, 10-14-2023, and vs. North Dakota State, 11-4-2023
 Forced Fumbles: 1, three times (last: vs. Northern Iowa, 10-14-2023)
 Fumble Recoveries: 1, at North Dakota, 10-22-2022, and vs. North Dakota State, 11-4-2023
 Interceptions: 1, at South Dakota, 10-28-2023
 Pass Breakups: 2, at North Dakota, 2-27-2021
 Blocked Kicks: 1, at Northern Iowa, 2-19-2021



28-CHASE VAN TOL

6-1, 190, Fr.

Tea, South Dakota • Tea Area H.S.

SINGLE-GAME CAREER HIGHS

Solo Tackles: 1, vs. Northern Iowa, 10-14-2023
 Assisted Tackles: N/A
 Total Tackles: 1, vs. Northern Iowa, 10-14-2023
 Tackles for Loss: N/A



6-SAIVEON WILLIAMSON

6-1, 205, Sr.

Waseca, Minnesota • Waseca H.S.

SINGLE-GAME CAREER HIGHS

Solo Tackles: 8, vs. Delaware, 12-3-2022
 Assisted Tackles: 9, at Illinois State, 10-7-2022
 Total Tackles: 11, vs. Delaware, 12-3-2022, and at Illinois State, 10-7-22
 Tackles for Loss: 1.5, vs. Western Oregon, 8-31-2023
 Pass Breakups: 1, vs. Illinois State, 11-12-2022, and vs. Drake, 9-16-2023
 Forced Fumbles: 1, at Illinois State, 10-7-2023

CORNERBACKS



4-STEVEN ARRELL

6-3, 195, Jr.

Brooklyn Park, Minnesota • Osseo H.S.

SINGLE-GAME CAREER HIGHS

Solo Tackles: 4, vs. Dixie State, 10-2-2021
 Assisted Tackles: 3, vs. Dixie State, 10-2-2021
 Total Tackles: 7, vs. Dixie State, 10-2-2021
 Tackles for Loss: 1.0, three times (last: at Missouri State, 9-24-2022)
 Interceptions: 1, vs. Dixie State, 10-2-2021
 Pass Breakups: 1, six times (last: vs. North Dakota State, 1-8-2023)
 Forced Fumbles: 1, three times (last: vs. Northern Iowa, 10-14-2023)
 Fumble Recoveries: 1, vs. Butler, 9-17-2022



7-DALYS BEANUM

6-1, 190, Sr.

Omaha, Nebraska • Millard West H.S.

SINGLE-GAME CAREER HIGHS

Solo Tackles: 6, vs. Holy Cross, 12-10-2022
 Assisted Tackles: 3, at Indiana State, 9-25-2021
 Total Tackles: 8, vs. Holy Cross, 12-10-2022
 Tackles for Loss: 1.0, at Western Illinois, 10-16-2021
 Forced Fumbles: 1, at Villanova, 12-11-2021
 Interceptions: 3, vs. UC Davis, 11-27-2021
 Interception Return Yards: 60, vs. UC Davis, 11-27-2021
 Long Interception Return: 59 yards (for TD), vs. UC Davis, 11-27-2021
 Pass Breakups: 2, three times (last: at South Dakota, 10-28-2023)
 Blocked Kicks: 1, vs. South Dakota, 10-8-2022



30-CODY COTTON

6-0, 175, So.

Pleasant Prairie, Wisconsin • Union Grove H.S./Upper Iowa

SINGLE-GAME CAREER HIGHS

Solo Tackles: 1, vs. Drake, 9-16-2023
 Assisted Tackles: 1, vs. Montana State, 9-9-2023
 Total Tackles: 1, vs. Montana State, 9-9-2023, and vs. Drake, 9-16-2023



13-AYDAN DAUTERMANN

6-1, 190, So.

Hartford, Wisconsin • Slinger H.S.

SINGLE-GAME CAREER HIGHS

Solo Tackles: 2, vs. Butler, 9-17-2022
 Assisted Tackles: 1, four times (last: vs. Northern Iowa, 10-14-2023)
 Total Tackles: 3, vs. Butler, 9-17-2022
 Pass Breakups: 1, three times (last: vs. Indiana State, 10-29-2022)

CAREER HIGHS — DEFENSE



5-DySHAWN GALES
5-11, 190, Sr.
North Chicago, Illinois •
North Chicago Community H.S.

SINGLE-GAME CAREER HIGHS

Solo Tackles: 5, vs. Dixie State, 10-2-2021
 Assisted Tackles: 4, at Colorado State, 9-3-2021, and vs. Northern Iowa, 10-23-2021
 Total Tackles: 6, vs. Dixie State, 10-2-2021, and vs. Southern Illinois, 10-9-2021
 Tackles for Loss: 1.0, nine times (last: vs. Holy Cross, 12-10-2022)
 Sacks: 1.0, vs. Holy Cross, 12-10-2022
 Forced Fumbles: 1, vs. Lindenwood, 9-11-2021
 Interceptions: 1, eight times (last: vs. Northern Iowa, 10-14-2023)
 Long Interception Return: 31 yards (for TD), at North Dakota, 10-22-2022
 Pass Breakups: 2, five times (last: vs. North Dakota State, 1-8-2023)



14-COLBY HUERTER
6-1, 200, Jr.
Katy, Texas • Tompkins H.S.

SINGLE-GAME CAREER HIGHS

Solo Tackles: 5, vs. Montana State, 9-9-2023
 Assisted Tackles: 5, vs. UC Davis, 9-10-2022, and vs. Montana State, 9-9-2023
 Total Tackles: 10, vs. Montana State, 9-9-2023
 Tackles for Loss: 1.5, vs. North Dakota State, 11-4-2023
 Sacks: 1.0, at North Dakota, 10-22-2022
 Interceptions: 1, three times (last: vs. Western Oregon, 8-31-2023)
 Long Interception Return: 70 yards, at Missouri State, 9-24-2022
 Pass Breakups: 1, three times (last: vs. North Dakota State, 11-4-2023)
 Forced Fumbles: 1, vs. North Dakota State, 11-4-2023



31-JALEN B. LEE
6-0, 195, R-Fr.
Wentzville, Missouri • Fort Zumwalt H.S.

SINGLE-GAME CAREER HIGHS

Solo Tackles: 3, vs. Drake, 9-16-2023
 Assisted Tackles: N/A
 Total Tackles: 3, vs. Drake, 9-16-2023
 Pass Breakups: 1, vs. Drake, 9-16-2023



3-DONTAY JOHNSON
6-2, 185, R-Fr.
Fort Collins, Colorado •
Colorado Early College

SINGLE-GAME CAREER HIGHS

Solo Tackles: 3, vs. UC Davis, 9-10-2022
 Assisted Tackles: 1, vs. Butler, 9-17-2022, and at South Dakota, 10-28-2023
 Total Tackles: 3, vs. UC Davis, 9-10-2022
 Tackles for Loss: 1.0, vs. UC Davis, 9-10-2022
 Pass Breakups: 1, vs. Butler, 9-17-2022



20-MYLES TAYLOR
6-0, 175, So.
Gilbert, Arizona • Williams Field H.S.

SINGLE-GAME CAREER HIGHS

Solo Tackles: N/A
 Assisted Tackles: N/A
 Total Tackles: N/A
 Pass Breakups: N/A




1-TUCKER LARGE
5-10, 1800, So.
Sioux Falls, South Dakota • Roosevelt H.S.

SINGLE-GAME CAREER HIGHS

Solo Tackles: 7, vs. Montana State, 9-9-2023
 Assisted Tackles: 4, at Southern Illinois, 10-21-2023
 Total Tackles: 8, vs. North Dakota State, 11-4-2023
 Interceptions: 1, vs. Western Oregon, 8-31-2023, and at South Dakota, 10-28-2023
 Long Interception Return: 64 yards (for TD), vs. Western Oregon, 8-31-2023
 Pass Breakups: 1, five times (last: at South Dakota, 10-28-2023)
 Punt Returns: 4, vs. Drake, 9-16-2023
 Punt Return Yards: 149, vs. Drake, 9-16-2023
 Long Punt Return: 61 yards, vs. Drake, 9-16-2023

SAFETIES



23-MATTHEW DURRANCE
6-2, 210, So.
Lutz, Florida • Steinbrenner H.S.

SINGLE-GAME CAREER HIGHS

Solo Tackles: 3, vs. Western Oregon, 8-31-2023
 Assisted Tackles: 2, at Missouri State, 9-24-2022
 Total Tackles: 4, vs. Western Oregon, 8-31-2023
 Interceptions: 1, at Missouri State, 9-24-2022
 Fumble Recoveries: 1 (for TD), vs. Delaware, 12-3-2022

CAREER HIGHS — DEFENSE

SAFETIES (cont.)



25-CALE REEDER

6-0, 195, Sr.

Yorkville, Illinois • Yorkville H.S.

SINGLE-GAME CAREER HIGHS

Solo Tackles: 7, vs. UC Davis, 11-27-2021, and at Southern Illinois, 10-21-2023

Assisted Tackles: 6, at Illinois State, 10-7-2023

Total Tackles: 10, at Southern Illinois, 10-21-2023


Tackles for Loss: 2.0, at Villanova, 12-11-2021

Sacks: 1.0, vs. South Dakota, 12-8-2022

Interceptions: 1, four times (last: vs. Montana State, 9-9-2023)

Forced Fumbles: 1, at Southern Illinois, 10-21-2023

Pass Breakups: 1, eight times (last: at Montana State, 12-17-2022)



26-KOLTEN TILFORD

5-9, 175, Fr.

North Platte, Nebraska • North Platte H.S.

SINGLE-GAME CAREER HIGHS

Solo Tackles: 1, vs. Western Oregon, 8-31-2023

Assisted Tackles: N/A

Total Tackles: 1, vs. Western Oregon, 8-31-2023

Interceptions: 1, vs. Western Oregon, 8-31-2023

Pass Breakups: N/A



27-NOAH THOMPSON

6-0, 185, R-Fr.

Brandon, South Dakota • Brandon Valley H.S.

SINGLE-GAME CAREER HIGHS

Solo Tackles: 3, vs. Western Oregon, 8-31-2023

Assisted Tackles: 1, vs. Drake, 9-16-2023

Total Tackles: 3, vs. Western Oregon, 8-31-2023

Interceptions: N/A

Pass Breakups: N/A