



SOUTH DAKOTA STATE UNIVERSITY

JACKRABBIT ATHLETICS NEWS RELEASE

Jackrabbit Sports Information • 2820 HPER Center • Brookings, SD 57007-1497

Football Contact/Assistant AD-Athletic Communications: Jason Hove

E-mail: Jason.Hove@sdstate.edu

Office Phone: (605) 688-4623

Mobile: (605) 695-1827

Fax: (605) 688-5999

Facebook: www.facebook.com/jackrabbit.nation Twitter: @GoJacksSDSU

Website: www.GoJacks.com

2023 FOOTBALL INFORMATION

Jacks start playoff run with Mercer

GAME NOTES — DEC. 2



HEAD COACH: Drew Cronin (Georgia, 1998)
• 28-16 record in four seasons at Mercer;
75-22 in eight seasons as a collegiate head coach

MERCER (9-3)
at #1 SOUTH DAKOTA STATE (11-0)
1 p.m. Saturday • Dana J. Dykhouse Stadium; Brookings, S.D.
FCS Playoffs | Second Round

SERIES NOTES

- First Meeting

MEDIA INFORMATION

- Game will be televised on ESPN+ (subscription required) with the broadcast team of Richard Cross and Taylor McHargue calling the action
- Radio pre-game show begins at 11 a.m. Central on the Jackrabbit Sports Network, which includes flagship station WNAX 570 AM-Yankton and the following affiliates:
• KJJQ 910 AM-Brookings • KXLG 100.3 FM-Milbank • KORN 1490 AM/101.3 FM-Mitchell
• KELO 1320 AM/KELQ 107.9 FM-Sioux Falls • KCCR 1240 AM/98.9 FM-Pierre
• KLOH 1050 AM/94.1 FM-Pipestone, Minn. • KXLG 99.1 FM-Watertown • KWYR 93.7 FM-Winner
- Radio team of Tyler Merriam (play-by-play), Alex Parker (color), Scotty Kwas (sidelines) and Brent Bowen (pregame/postgame host) will call the action



HEAD COACH: Jimmy Rogers (SDSU, 2009)
• 11-0 record in first season as a collegiate head coach

STARTERS RETURNING: 18
(10 Off., 7 Def., 1 ST)

2023 SCHEDULE AND RESULTS

AUGUST

31 WESTERN OREGON [Dairy Drive] W, 45-7

SEPTEMBER

9 MONTANA STATE [Beef Bowl] W, 20-16

16 vs. Drake [at Minneapolis, Minn.] W, 70-7

30 *NORTH DAKOTA [Hall of Fame] W, 42-21

OCTOBER

7 *at Illinois State W, 40-21

14 *NORTHERN IOWA [Hobo Day] W, 41-6

21 *at Southern Illinois W, 17-10

28 *at South Dakota [Interstate Series] W, 37-3

NOVEMBER

4 *NORTH DAKOTA STATE W, 33-16

11 *at Youngstown State W, 34-0

18 *MISSOURI STATE [Senior Day] W, 35-17

DECEMBER

2 ^MERCER 1 p.m.

*Missouri Valley Football Conference game

^Football Championship Subdivision playoff game; all times Central

TALE OF THE TAPE — 2023 SEASON STATISTICS

MERCER	CATEGORY	SOUTH DAKOTA STATE
27.3	Points Per Game	37.6
23.9	Points Allowed Per Game	11.3
151.6	Rushing Yardage Per Game	219.9
112.1	Rush Yardage Allowed/Game	91.8
1901	Passing Yardage Per Game	226.9
12.1	Average Per Catch	14.5
218.4	Pass Yardage Allowed/Game	174.6
341.7	Total Offense Per Game	446.8
330.5	Total Offense Allowed/Game	266.5
21.6	Kick Return Average	24.6
13.6	Punt Return Average	15.0
10-172	Interception Returns	12-167
20-13	Fumbles-Lost	6-5
69-599	Penalties-Yards	80-775
30:37	Time of Possession/Game	31:42
55-144 (38%)	Third-Down Conversions	62-112 (55%)
8-15 (53%)	Fourth-Down Conversions	7-9 (78%)
30-40 (75%, 22 TD)	Red-Zone Offense	42-43 (98%, 36 TD)
35-43 (81%, 21 TD)	Red-Zone Defense	18-29 (62%, 10 TD)

FCS PLAYOFF HISTORY

2009:	Montana 61, South Dakota State 48 (Nov. 28, 2009, at Missoula, Mont.)
2012:	South Dakota State 58, Eastern Illinois 10 (Nov. 24, 2012, at Coughlin-Alumni Stadium) North Dakota State 28, South Dakota State 3 (Dec. 1, 2012, at Fargo, N.D.)
2013:	South Dakota State 26, Northern Arizona 7 (Nov. 30, 2013, at Flagstaff, Ariz.) Eastern Washington 41, South Dakota State 17 (Dec. 7, 2013, at Cheney, Wash.)
2014:	South Dakota State 47, Montana State 40 (Nov. 29, 2014, at Bozeman, Mont.) North Dakota State 27, South Dakota State 24 (Dec. 6, 2014, at Fargo, N.D.)
2015:	Montana 24, South Dakota State 17 (Nov. 28, 2015, at Missoula, Mont.)
2016:	South Dakota State 10, Villanova 7 (Dec. 3, 2016, at Dana J. Dykhouse Stadium) North Dakota State 36, South Dakota State 10 (Dec. 10, 2016, at Fargo, N.D.)
2017:	South Dakota State 37, Northern Iowa 22 (Dec. 2, 2017, at Dana J. Dykhouse Stadium) South Dakota State 56, New Hampshire 14 (Dec. 9, 2017, at Dana J. Dykhouse Stadium) James Madison 51, South Dakota State 16 (Dec. 16, 2017, at Harrisonburg, Va.)
2018:	South Dakota State 51, Duquesne 6 (Dec. 1, 2018, at Dana J. Dykhouse Stadium) South Dakota State 27, Kennesaw State 17 (Dec. 8, 2018, at Kennesaw, Ga.) North Dakota State 44, South Dakota State 21 (Dec. 14, 2018, at Fargo, N.D.)
2019:	Northern Iowa 13, South Dakota State 10 (Dec. 7, 2019, at Dana J. Dykhouse Stadium)
2020-21:	South Dakota State 31, Holy Cross 3 (April 24, 2021, at Dana J. Dykhouse Stadium) South Dakota State 31, Southern Illinois 26 (May 2, 2021, at Dana J. Dykhouse Stadium) South Dakota State 33, Delaware 3 (May 8, 2021, at Dana J. Dykhouse Stadium) Sam Houston 23, South Dakota State 21 (May 16, 2021, at Frisco, Texas)
2021:	South Dakota State 56, UC Davis 24 (Nov. 27, 2021, at Dana J. Dykhouse Stadium) South Dakota State 24, Sacramento State 19 (Dec. 4, 2021, at Sacramento, Calif.) South Dakota State 35, Villanova 21 (Dec. 11, 2021, at Villanova, Pa.) Montana State 31, South Dakota State 17 (Dec. 18, 2021, at Bozeman, Mont.)
2022:	South Dakota State 42, Delaware 6 (Dec. 3, 2022, at Dana J. Dykhouse Stadium) South Dakota State 42, Holy Cross 21 (Dec. 10, 2022, at Dana J. Dykhouse Stadium) South Dakota State 39, Montana State 18 (Dec. 17, 2022, at Dana J. Dykhouse Stadium) South Dakota State 45, North Dakota State 21 (Jan. 8, 2023, at Frisco, Texas)

Sports Information Contact: Jason Hove

Nov. 29, 2023

BROOKINGS, S.D. — South Dakota State begins defense of its national championship Saturday afternoon by hosting Mercer in the second round of the Football Championship Subdivision.

Kickoff is slated for 1 p.m. Central Time at Dana J. Dykhouse Stadium. The game will be televised exclusively on the ESPN+ streaming platform (subscription required).

The Jackrabbits, who are the top seed in the 24-team field and have been atop both major Football Championship Subdivision polls all season, enter Saturday's game with an 11-0 overall record after earning the Missouri Valley Football Conference automatic bid after completing a perfect 8-0 mark in league play. SDSU, which received a first-round bye in making its 12th consecutive appearance in the FCS playoffs, ended the regular season unbeaten and untied for the first time in the program's 125-year history.

Mercer, which is located in Macon, Georgia, enters Saturday's matchup with a 9-3 overall record, including a 6-2 mark in the Southern Conference. The Bears made their inaugural appearance in the FCS playoffs a successful one by downing Gardner-Webb, 17-7, on Nov. 25.

The winner of Saturday's game will advance to the quarterfinal round and face the winner between Youngstown State and eighth-seeded Villanova on either Dec. 8 or 9.

THE SERIES: Saturday's game will mark the first-ever meeting on the gridiron between SDSU and Mercer.

The Jackrabbits have yet to face a current member of the Southern Conference. SDSU played four games against former SoCon member Georgia Southern between 2004-09, with the Jackrabbits winning the final meeting between the two squads, 44-6, on Sept. 12, 2009.

PLAYOFF HISTORY: South Dakota State is making its 14th postseason appearance in its football history, with 13 of those berths coming as a member of the Football Championship Subdivision. SDSU's lone appearance in the NCAA Division II football playoffs came in 1979, when the Jacks dropped a 50-7 decision at Youngstown State.

The Jackrabbits have compiled an 18-12 record in the playoffs and are making their 12th consecutive appearance in the FCS playoffs, including advancing to the semifinal round for the third season in a row and fifth time in the last six seasons en route to the 2022 national championship. SDSU made its first appearance in a national title game during the 2020-21 spring season, falling to Sam Houston, 23-21.

SDSU has earned the top seed for the second year in a row and third time in four seasons. In both previous seasons the Jackrabbits were the top seed they advanced to the FCS national title game.

SWEET 16 IN THE MVFC: The 2023 season marked South Dakota State's 16th as a member of the Missouri Valley Football Conference. Since joining the league in 2008, SDSU is the only program in that span to not have a losing season in conference play.

The Jackrabbits hold a 92-34 record (.730 winning percentage) in MVFC games and have won six or more league games eight times. SDSU has now claimed the league title four times: previously earning a share of league titles in 2016 and during the 2020-21 spring season before running the table with an 8-0 record in conference play en route to outright conference championships in both 2022 and 2023.

YEAR 20 IN FCS: The 2023 season marks the 20th season South Dakota State has competed in the Football Championship Subdivision.

Since joining the Division I ranks in 2004, the Jackrabbits have compiled a 167-79 record (.679 winning percentage).

TEAM OF THE WEEK: South Dakota State was selected as the FedEx Ground FCS National Team of the Week after its 37-3 victory at No. 4/9 South Dakota on Oct. 28. The Jackrabbits' 34-point margin of victory was the largest in the series by either program since 1963.

GAME NOTES — MERCER AT SOUTH DAKOTA STATE

YEAR-BY-YEAR IN FCS ERA

GREAT WEST FOOTBALL CONFERENCE

YEAR	OVERALL	CONF
2004	6-5	2-3
2005	6-5	3-2
2006	7-4	3-1
2007	7-4	4-0
TOTALS	26-18	12-6

MISSOURI VALLEY FOOTBALL CONF.

YEAR	OVERALL	CONF
2008	7-5	6-2
2009	8-4	7-1
2010	5-6	4-4
2011	5-6	4-4
2012	9-4	6-2
2013	9-5	5-3
2014	9-5	5-3
2015	8-4	5-3
2016	9-4	7-1
2017	11-3	6-2
2018	10-3	6-2
2019	8-5	5-3
2020-21	8-2	5-1
2021	11-4	5-3
2022	14-1	8-0
2023	11-0	8-0
TOTALS	142-61	92-34
OVERALL TOTALS	167-79	104-40

CURRENT WINNING STREAKS

Overall: 25

(Last Loss: Sept. 3, 2022, at Iowa — L, 3-7)

MVFC: 17

(Last Loss: Nov. 13, 2021, at South Dakota — L, 20-23)

Home: 18

(Last Loss: Oct. 23, 2021, vs. Northern Iowa — L, 17-26)

Road/Neutral: 10

(Last Loss: Sept. 3, 2022, at Iowa — L, 3-7)

vs. Ranked FCS Opponents: 15

(Last Loss: Dec. 18, 2021, at Montana State — L, 17-31)

ELITE COMPANY: Heading into the 2023 postseason, South Dakota State is one of only two Football Championship Subdivision programs to reach the playoffs each of the last 12 seasons, including advancing to the national semifinals or championship game in four of the last five seasons. The Jackrabbits secured the Missouri Valley Football Conference's automatic bid to the 2023 playoffs, assuring SDSU of its 12th consecutive postseason appearance and 13th overall at the FCS level.

MVFC rival North Dakota State holds the longest active streak with 14 consecutive trips to the playoffs after gaining an at-large berth to the 2023 tournament.

WINNING STREAKS CONTINUE: South Dakota State extended several winning streaks with its 35-17 victory over Missouri State on Nov. 18.

First, the Jackrabbits extended their overall winning streak to 25 games dating back to the 2022 season opener. SDSU has won 15 games against ranked opponents in that span, including three victories over North Dakota State and two each against North Dakota and Montana State.

SDSU also won its 17th consecutive Missouri Valley Football Conference game and lengthened its current winning streak in home games to 18.

The Jackrabbits' 25-game winning streak is the fourth-longest in the history of the Football Championship Subdivision, which dates back to 1978. The FCS winning streaks of 20 or more games are:

- 39 games – North Dakota State (2017-20)
- 33 – North Dakota State (2012-14)
- 26 – James Madison (2016-17)
- **25 – South Dakota State (2022-present)**
- 24 – Pennsylvania (1992-95)
- 24 – Montana (2001-02)
- 22 – Harvard (2013-15)
- 22 – Sam Houston (2019-21)
- 21 – Montana (1995-96)
- 21 – Colgate (2002-03)
- 20 – Holy Cross (1990-92)
- 20 – Dayton (1996-97)

RANKINGS STREAK: By being ranked first in the Stats Perform FCS preseason poll and again in all 12 polls conducted through the end of 2023 regular season, SDSU has now appeared in the top 25 of 158 consecutive media polls dating back to October 2012.

The Jackrabbits have held the top spot in the poll for more than a year — taking over the top spot on Oct. 17, 2022, and keeping that ranking for the final seven surveys of the 2022 season. SDSU was a unanimous No. 1 selection to start the 2023 season to hold the top ranking in a preseason poll for the first time in program history.

Following is a week-by-week listing of South Dakota State's 2023 national rankings:

Date	Stats Perform	AFCA
Preseason	1st	1st
Sept. 4/5	1st	1st
Sept. 11	1st	1st
Sept. 18	1st	1st
Sept. 25	1st	1st
Oct. 2	1st	1st
Oct. 9	1st	1st
Oct. 16	1st	1st
Oct. 23	1st	1st
Oct. 30	1st	1st
Nov. 6	1st	1st
Nov. 13	1st	1st
Nov. 20	1st	1st

MVFC AWARDS

POSTSEASON HONORS

CO-OFFENSIVE PLAYER OF THE YEAR

- Isaiah Davis-RB
- Mark Gronowski-QB

ALL-MVFC FIRST TEAM

- Isaiah Davis-RB
- Garret Greenfield-OL
- Mark Gronowski-QB
- Jadon Janke-WR
- Mason McCormick-OL
- Jason Freeman-LB
- Tucker Large-S
- Cade Terveer-DL
- Amar Johnson-APB

ALL-MVFC SECOND TEAM

- Zach Heins-TE
- Gus Miller-OL
- Mike Morgan-FB
- DyShawn Gales-DB
- Isaiah Stalbird-LB
- Ryan Van Marel-DL
- Hunter Dustman-P
- Tucker Large-RS
- Kaydon Olivia-LS

ALL-MVFC HONORABLE MENTION

- Evan Beerntsen-OL
- Jaxon Janke-WR
- Dalys Beanum-DB

MVFC ALL-NEWCOMER TEAM

- Griffin Wilde-WR

WEEKLY AWARDS

OFFENSIVE PLAYER OF THE WEEK

- Isaiah Davis (Oct. 7)
- Mark Gronowski, Jadon Janke (Nov. 18)

OFFENSIVE LINEMAN OF THE WEEK

- Mason McCormick (Sept. 30)
- Garret Greenfield (Oct. 7)
- Evan Beerntsen (Oct. 28)

DEFENSIVE PLAYER OF THE WEEK

- Isaiah Stalbird (Oct. 14)

SPECIAL TEAMS PLAYER OF THE WEEK

- Tucker Large (Sept. 16)
- Hunter Dustman (Oct. 28, Nov. 4)

NEWCOMER OF THE WEEK

- Griffin Wilde (Sept. 9)

CAPTAINS: Leading the Jackrabbit football team are six captains:

- Adam Bock, Sr., linebacker, Solon, Iowa;
- Isaiah Davis, Sr., running back, Joplin, Missouri;
- DyShawn Gales, Sr., cornerback, North Chicago, Illinois;
- Garret Greenfield, Sr., offensive lineman, Rock Valley, Iowa;
- Mark Gronowski, Jr., quarterback, Naperville, Illinois;
- Mason McCormick, Sr., offensive lineman, Sioux Falls.

McCormick is in his third season as a team captain, while Bock, Greenfield and Gronowski are in their second seasons in the role. Davis and Gales are first-time captains.

MVFC AWARDS: Led by Co-Offensive Players of the Year Isaiah Davis and Mark Gronowski, 20 South Dakota State student-athletes combined for 21 spots on the 2023 All-Missouri Valley Football Conference Team, which was announced Monday.

Selections to the all-MVFC squad are determined by a vote conducted among the league's head coaches, sports information directors and a media panel.

Davis, a senior running back from Joplin, Missouri, tallied a league-best 1,075 rushing yards during the regular season while ranking second with an average of 97.7 yards per game. Also a first-team all-MVFC selection a year ago, Davis scored 11 rushing touchdowns and averaged 6.6 yards per carry en route to five 100-yard games. In addition, he caught 18 passes for 159 yards (8.8 ypr) with one touchdown.

Gronowski, who also was named the league's Offensive Player of the Year as a freshman during the 2020-21 spring season, ended the regular season leading the Football Championship Subdivision in passing efficiency with a mark of 184.08. The junior quarterback from Naperville, Illinois, completed 68.5 percent (159-of-232) of his passes for 2,359 yards and 23 touchdowns against only three interceptions. He rushed and passed for touchdowns in the same game seven times this season and tossed at least one touchdown pass in 10 of 11 games.

Davis and Gronowski were two of nine first-team selections from a Jackrabbit team that completed the regular season with an 11-0 overall record and went undefeated in league play for the second year in a row with an 8-0 mark.

Other first-team selections on offense were wide receiver Jadon Janke and the offensive line tandem of Garret Greenfield and Mason McCormick.

Janke, a senior from Madison, came on strong down the stretch of the regular season to lead the team with 39 receptions, 677 receiving yards (75.2 ypg, 17.4 ypr) and 8 touchdowns. He caught two touchdown passes in a game three times and set a career high for receiving yards in each of the last two games with 166 yards Nov. 11 at Youngstown State and 187 yards on a career-best 10 receptions a week later versus Missouri State.

Both seniors, Greenfield and McCormick manned the left side of the offensive line at tackle and guard, respectively, helping pave the way for a Jackrabbit team that averaged 37.6 points per game. SDSU has averaged nearly a 50-50 split in offense between passing (226.9) and rushing (219.9) yards per game.

A native of Rock Valley, Iowa, Greenfield was named a first-team all-MVFC honoree for the third time while McCormick, a Sioux Falls native, repeated on the first team and earned his fourth overall selection.

The Jackrabbit defensive selections on the all-MVFC First Team were paced by senior linebacker Jason Freeman, who completed the regular season as the team leader in tackles with 72 (38 solo), including four tackles for loss and a half-sack. A senior from Zion, Illinois, Freeman also contributed two interceptions, two pass breakups and a pair of fumble recoveries for a unit allowing an FCS-best 11.3 points per game.

Joining Freeman on the first team were defensive end Cade Terveer and safety Tucker Large. Terveer, a senior from Brandon, tallied team highs of six sacks and seven tackles for loss. He notched at least a half-sack in each of the first league games en route to 19 total tackles.

2023 SEASON HIGHS

TEAM GAME HIGHS

RUSHING ATTEMPTS: 46, at Illinois State, 10-7-23
RUSHING YARDS: 374, at Illinois State, 10-7-23
YARDS PER RUSH: 10.9, vs. Drake, 9-16-23
RUSHING TOUCHDOWNS: 5, vs. Drake, 9-16-23, and vs North Dakota, 9-30-23
PASS ATTEMPTS: 33, at Youngstown State, 11-11-23
PASS COMPLETIONS: 22, at Youngstown State, 11-11-23
YARDS PASSING: 323, vs. Missouri State, 11-18-23
YARDS PER PASS: 14.0, vs. Missouri State, 11-18-23
PASSING TOUCHDOWNS: 5, vs. Drake, 9-16-23
TOTAL PLAYS: 64, at Illinois State, 10-7-23
TOTAL OFFENSE: 618 yards, vs. Drake, 9-16-23
YARDS PER PLAY: 9.8, vs. Drake, 9-16-23
POINTS: 70, vs. Drake, 9-16-23
FIRST DOWNS: 29, vs. Missouri State, 11-18-23
SACKS BY: 4, vs. Northern Iowa, 10-14-23, and at Southern Illinois, 10-21-23
PENALTIES: 13, at Southern Illinois, 10-21-23
PENALTY YARDS: 125, at Southern Illinois, 10-21-23
TURNOVERS BY: 2, vs. Northern Iowa, 10-14-23
TURNOVERS FORCED: 5, vs. Northern Iowa, 10-14-23
INTERCEPTIONS: 3, vs. Western Oregon, 8-31-23
PASS BREAKUPS: 5, at South Dakota, 10-28-23
FUMBLE RECOVERIES: 3, vs. Northern Iowa, 10-14-23
PUNTS: 4, vs. Montana State, 9-9-2023, and at Southern Illinois, 10-21-23
TIME OF POSSESSION: 35:59, at South Dakota, 10-28-23

Large, a sophomore from Sioux Falls, led the squad with three interceptions, while adding five pass breakups and 38 tackles. He also earned second-team all-MVFC recognition as a return specialist after averaging 16.3 yards per punt return. Large set an SDSU single-game record with 149 yards on four punt returns Sept. 16 versus Drake.

The final first-team selection went to all-purpose back Amar Johnson. A junior from O'Fallon, Missouri, Johnson ranked second on the team with 597 rushing yards and added 95 yards on 10 receptions. He also served as the Jackrabbits' primary kickoff returner, racking up 282 yards in that category to give him a total of 974 all-purpose yards (88.6 ypg).

Headlining SDSU's second-team honorees was four-time all-MVFC tight end Zach Heins. The senior from Sioux Falls repeated as a second-team selection in 2023 after ranking second on the team with five touchdown receptions after catching 20 passes for 293 yards. Heins previously was a first-team selection during the 2020-21 spring season and an honorable mention pick in the fall of 2021.

Also receiving second-team recognition from the Jackrabbit offense was fullback Mike Morgan and offensive lineman Gus Miller. Morgan, a senior from New Lenox, Illinois, contributed at both fullback and tight end, catching nine passes for 95 yards.

Miller, a junior from Brookings, started all 11 regular season games at center for the Jackrabbits, who allowed only eight sacks during the regular season.

Defensively, veterans Ryan Van Marel, Isaiah Stalbird and DyShawn Gales were selected as members of the all-MVFC Second Team.

Van Marel helped solidify a Jackrabbit front four by registering 17 total tackles, including five tackles for loss and two sacks from his defensive tackle position. A senior from Sheldon, Iowa, Van Marel also recorded a pair of blocked kicks.

Stalbird ranked second on the team with 58 tackles (37 solo), including four tackles for loss and a pair of sacks. A senior linebacker from Kearney, Nebraska, Stalbird also contributed an interception, two forced fumbles and a fumble recovery for a Jackrabbit unit that ranks second in total defense among FCS teams by allowing only 266.5 yards of offense per game.

Gales, a senior cornerback from North Chicago, Illinois, earned his second all-league selection after tallying 32 tackles (19 solo), three pass breakups and an interception during the 2023 regular season. Gales is a three-year starter.

Rounding out the Jackrabbits' second-team selections were a pair of special teams performers in punter Hunter Dustman and long snapper Kaydon Olivia. A junior from East Bethel, Minnesota, Dustman averaged 46.1 yards on 21 punt attempts with a long of 62 yards during the regular season. He also tallied a team-high 90 points while performing the kicking duties.

Olivia, a sophomore from Schertz, Texas, handled all the long-snapping duties for a Jackrabbit squad that ranks in the top five of the FCS for net punting at 41.8 yards per attempt, while also going 13-of-18 on field goals and 51-of-53 on extra-point tries.

Completing SDSU's list of all-league performers were three honorable mention selections: wide receiver Jaxon Janke, offensive lineman Evan Beerntsen and cornerback Dalys Beanum.

A senior from Madison, Janke joined his twin brother, Jadon, on the all-MVFC squad after ranking second on the team with 36 receptions and 602 receiving yards, while adding three touchdowns. He has a streak of 44 consecutive games with a reception and was honored at the conference level for the fourth time after three consecutive seasons of earning second-team accolades.

Beerntsen, a senior from De Pere, Wisconsin, became the fourth Jackrabbit offensive lineman to be named to the honor squad after starting all 11 regular season games at right guard.

Beanum recorded a team-best six pass breakups and intercepted a pass during the 2023 regular season. The senior from Omaha, Nebraska, also registered 25 tackles in earning honorable mention all-MVFC recognition for the second year in a row.

2023 SEASON HIGHS

INDIVIDUAL GAME HIGHS

RUSHING ATTEMPTS: 20, by Isaiah Davis, at Illinois State, 10-7-23
RUSHING YARDS: 197, by Isaiah Davis, at Illinois State, 10-7-23
RUSHING TOUCHDOWNS: 3, by Isaiah Davis, vs. North Dakota, 9-30-23
LONG RUSH: 69 yards (for TD), by Chase Mason, vs. Drake, 9-16-23
PASS ATTEMPTS: 35, by Mark Gronowski, vs. Drake, 9-16-23
PASS COMPLETIONS: 21, by Mark Gronowski, vs. Northern Iowa, 10-14-23
YARDS PASSING: 323, by Mark Gronowski, vs. Missouri State, 11-18-23
TOUCHDOWN PASSES: 5, by Mark Gronowski, vs. Drake, 9-16-23
RECEPTIONS: 10, by Jadon Janke, vs. Missouri State, 11-18-23
YARDS RECEIVING: 187, by Jadon Janke, vs. Missouri State, 11-18-23
RECEIVING TOUCHDOWNS: 2, three times by Jadon Janke (last: at Youngstown State, 11-11-23), and by Zach Heins, vs. Northern Iowa, 10-14-23
LONG RECEPTION: 60 yards (for TD), by Jaxon Janke (from Mark Gronowski), at Illinois State, 10-7-23
TACKLES: 11, by Saiveon Williamson, at Illinois State, 10-7-23
TACKLES FOR LOSS: 2.0, by Isaiah Stalbird, vs. UNI, 10-14-23, and by Ryan Van Marel, 11-18-23
SACKS: 1.5, by Cade Terveer, vs. UNI, 10-14-23
INTERCEPTIONS: 1, 12 times by nine different players (three times by Tucker Large – last: at Youngstown State, 11-11-23)
LONG INTERCEPTION RETURN: 64 yards (for TD), by Tucker Large, vs. Western Oregon, 8-31-23
PASS BREAKUPS: 3, by Tucker Large, vs. Missouri State, 11-18-23
FIELD GOALS: 4, by Hunter Dustman, vs. North Dakota State, 11-4-23
LONG FIELD GOAL: 49 yards, by Hunter Dustman, at South Dakota, 10-28-23
PUNTS: 4, by Hunter Dustman, at Southern Illinois, 10-21-23
PUNTING AVERAGE (MIN. 3 PUNTS): 54.2 yards (4 punts), by Hunter Dustman, at Southern Illinois, 10-21-23
LONG PUNT: 62 yards, by Hunter Dustman, at Southern Illinois, 10-21-23
KICKOFF RETURNS: 3, by Amar Johnson, vs. Missouri State, 11-18-23
KICK RETURN YARDS: 73, by Amar Johnson, vs. Drake, 9-16-23
LONG KICK RETURN: 51 yards, by Amar Johnson, vs. Drake, 9-16-23
PUNT RETURNS: 4, by Tucker Large, vs. Drake, 9-16-23
PUNT RETURN YARDS: 149, by Tucker Large, vs. Drake, 9-16-23 [school record]
LONG PUNT RETURN: 61 yards, by Tucker Large, vs. Drake, 9-16-23

MODELS OF EFFICIENCY: South Dakota State has made 43 trips into the red zone so far this season and has come away with points 42 of those times. The Jacks have scored a touchdown on 36 of those trips — 24 rushing, 12 passing — with six field goals.

The Jackrabbits had a streak of scoring on 70 consecutive drives into the red zone come to end with an interception in the end zone early in the fourth quarter Oct. 21 at Southern Illinois. Before that, the last time SDSU did not score when inside the opponent's 20-yard line was on a missed field goal in the second quarter of their Oct. 1, 2022, game versus Western Illinois. SDSU had scored 57 touchdowns and kicked 13 field goals in that span.

In addition, the Jackrabbits lead the FCS ranks in both third-down and fourth-down conversions on offense. SDSU has converted on an FCS-best 55.4 percent (62-of-112) of their third-down attempts. SDSU finished above 50 percent in the first six games of the season before being limited to a 4-for-12 performance Oct. 21 at Southern Illinois.

On fourth down, the Jackrabbits have converted 7-of-9 times for 77.8 percent, including both attempts in the Nov. 18 regular season finale against Missouri State.

DEFENSE TRENDING UPWARD: Since the calendar flipped — first to October, then to November — the SDSU defense has improved dramatically in both the number of turnovers forced and sacks.

Over the past seven games, the Jackrabbits have combined to force 15 turnovers — seven fumbles and eight interceptions — and have tallied 17 sacks. SDSU posted four sacks against both Northern Iowa and Southern Illinois, while forcing a season-best five turnovers versus UNI.

The Jackrabbits' seven fumble recoveries over the past six games nearly matches their season total from a year ago of eight in 15 contests.

Cade Terveer leads the sack artists with five over the past seven games, including 1.5 in the Oct. 14 Hobo Day victory over Northern Iowa. Twelve different players have registered at least a half-sack in the seven-game span.

BLOCK THAT KICK: South Dakota State entered its Nov. 4 matchup with North Dakota State without a blocked kick this season. That quickly changed when the Jackrabbits blocked a pair of kicks against their rivals to the north.

Ryan Van Marel came up with the first block as he got a hand on an extra-point attempt following the Bison scoring a touchdown on the opening drive of the game. Jarod DePriest did the honors for the second time in the game as he blocked a 37-yard field goal attempt in the third quarter after the Bison moved into scoring position with a 77-yard kickoff return.

Van Marel notched his second blocked kick in as many weeks as thwarted a 29-yard field goal attempt by Youngstown State in the second quarter of their Nov. 11 matchup. Van Marel's block helped the Jackrabbits preserve a 34-0 shutout victory.

PICKING OFF THE COMPETITION: The Jackrabbit defense has continually taken the ball away from the opposition in recent seasons, including leading the Football Championship Subdivision in interceptions each of the last two seasons.

After leading the subdivision with 21 interceptions in 2021, SDSU tallied an FCS-best 18 interceptions last season, including two in the 2022 national championship game against North Dakota State. Jackrabbit defenders recorded at least one interception in each of their 11 regular season games, continuing that streak with an interception by DyShawn Gales in the Nov. 12 regular season finale against Illinois State. Gales went on to finish with a team-high four interceptions en route to all-MVFC honors.

The Jackrabbits also ranked sixth in turnover margin with an average of plus-1.07 turnovers per game after forcing 26 total turnovers compared to losing 10. SDSU held a 115-16 advantage in points off turnovers last season.

GAME NOTES — MERCER AT SOUTH DAKOTA STATE

ACTIVE JACKRABBIT INTERCEPTION LEADERS

DyShawn Gales	8
Dalys Beanum	7
Jason Freeman	4
Cale Reeder	4
Colby Huerter	3
Tucker Large	3
Daeton Mcgaughy	3
Graham Spalding	3
Cade Terveer	3
Adam Bock	2
Steven Arrell	1
Matthew Durrance	1
Caleb Franci	1
Isaiah Stalbird	1
Kolten Tilford	1

OPENING DRIVES BY HALF

OPPONENT	1ST-O	2ND-O	1ST-D	2ND-D
Western Oregon	TD	Downs	INT-TD	Punt
Montana State	Fumble	TD	Punt	Punt
Drake	TD	TD	TD	Punt
North Dakota	TD	TD	Punt	Punt
Illinois State	TD	Punt	Punt	TD
Northern Iowa	TD	TD	Punt	Punt
Southern Illinois	Punt	TD	Downs	Punt
South Dakota	Punt	FG	FG	Punt
North Dakota State	TD	TD	TD	Miss FG
Youngstown State	FG	TD	Punt	Downs
Missouri State	TD	Punt	Punt	TD

LONGEST DRIVES

By PLAYS

18 - North Dakota (2Q), 18-91-9:36 (touchdown)

By YARDS

95- Montana State (3Q/4Q), 11-95-6:40 (touchdown)

By TIME OF POSSESSION

9:36 - North Dakota (2Q), 18-91-9:36 (touchdown)

Dating back to the start of the 2018 season, the Jackrabbits have intercepted at least one pass in 61 of their last 77 games for a total of 100 pickoffs. SDSU tallied three interceptions in its 2023 season opener against Western Oregon (Colby Huerter, Tucker Large, Kolten Tilford) and added two interceptions Oct. 14 versus Northern Iowa (Jason Freeman, DyShawn Gales), Oct. 28 at South Dakota (Tucker Large, Isaiah Stalbird) and Nov. 4 versus North Dakota State (Graham Spalding, Freeman).

MANY HAPPY RETURNS: South Dakota State raced out to a 28-0 lead a minute into the second quarter of its Aug. 31 season opener against Western Oregon thanks to a pair of long interception returns for touchdowns by its starting safeties.

First, Colby Huerter hauled in an interception off a deflection by DyShawn Gales for a 54-yard return for touchdown. On the first play of the second quarter, Tucker Large picked off a pass deep over the middle and weaved his way through traffic for a 64-yard score.

It marked the fifth time in the Division I era of Jackrabbit football (since 2004) that SDSU returned two interceptions for touchdowns in the same game. The others:

- Sept. 29, 2007 vs. Stephen F. Austin – Jimmy Rogers (32 yards, Q2), Conrad Kjerstad (82 yards, Q4);
- Nov. 10, 2007 vs. Southern Utah — Tyler Koch (45 and 99 yards in Q4);
- Oct. 1, 2016 vs. Western Illinois – Christian Rozeboom (37 yards, Q3), Dallas Brown (19 yards, Q3);
- Nov. 27, 2021 vs. UC Davis — Adam Bock (39 yards, Q3), Dalys Beanum (59 yards, Q4).

GROUND GAME SHINES: South Dakota State's rushing attack was on full display over a three-game span as the Jacks combined for 999 yards on the ground.

That total surpassed the previous three-game high of 964 yards over the final two games of the 2018 regular season — 315 yards at Southern Illinois and 323 yards vs. South Dakota — and the first game of the FCS playoffs vs. Duquesne (326 yards).

SDSU's rushing onslaught began with a 359-yard performance against Drake at Target Field in Minneapolis on Sept. 16. The Jackrabbits gained 266 yards on the ground in their Sept. 30 league opener against North Dakota, followed by racking up 374 yards Oct. 7 at Illinois State.

Isaiah Davis led the Jackrabbit rushing attack with 406 yards on 44 carries (9.2 ypc) over those three games with five touchdowns. Amar Johnson added 225 yards on 36 attempts (6.3 ypc) and a score, while Angel Johnson contributed 179 yards on only 11 carries (16.3 ypc) with three touchdowns.

Since moving to the Missouri Valley Football Conference in 2008, the Jackrabbits are a perfect 20-0 when rushing for 300 or more yards in a game, including a 9-0 mark against league foes.

BOTH ENDS OF THE SPECTRUM: Heading into this week, the Jackrabbits rank in the top five of the Football Championship Subdivision in both scoring offense (fourth, 37.6 points per game) and scoring defense (first, 11.3 points per game). SDSU has scored 20 or more points in 24 of the 25 games in their current winning streak and has held the opposition to 10 points or less 10 times, including six times this season.

OWNING THE THIRD: South Dakota State has held a huge advantage coming out of the locker room at halftime by outscoring the opposition by an 86-14 margin in the third quarter of games so far this season. The only points allowed by SDSU coming out of the locker room to start the second half were touchdowns by Illinois State (Oct. 7) and Missouri State (Nov. 18).

SDSU had scored on its opening drive of the third quarter in five consecutive games until being forced to punt versus Missouri State. However, the Jackrabbits did score on their next drive of the third quarter in the Nov. 18 contest.

SPOTTING THE LEAD: Scoring first has mattered little during South Dakota State's school-record 25-game winning streak. Jackrabbit opponents have drawn first blood 10 times in that span, including four games (Montana State, Drake, South Dakota, North Dakota State) this season.

PLAYERS OF THE WEEK

vs WESTERN OREGON

OFFENSE: Griffin Wilde, Evan Beerntsen

DEFENSE: Tucker Large, Quinton Hicks

SPECIAL TEAMS: Caleb Franci

SCOUT OFFENSE: Kirby Vorhees, William Paepke

SCOUT DEFENSE: Kolten Tilford, Grant Conaway

SCOUT SPECIAL TEAMS: Joe Randle

vs MONTANA STATE

OFFENSE: Isaiah Davis, Mason McCormick

DEFENSE: Cale Reeder, Brian Williams

SPECIAL TEAMS: N/A

SCOUT OFFENSE: Jeff Becker, Jackson Kerstin

SCOUT DEFENSE: Kytan Fyfe, Reis Kirschenman

SCOUT SPECIAL TEAMS: Kentrell Prejean

vs DRAKE

OFFENSE: Mark Gronowski, Gus Miller

DEFENSE: Jason Freeman, Caden Johnson

SPECIAL TEAMS: Tucker Large

SCOUT OFFENSE: Brenden Begeman, Jackson Kerstin

SCOUT DEFENSE: Noah St-Juste, Reis Kirschenman

SCOUT SPECIAL TEAMS: Andrew Gustad

vs NORTH DAKOTA

OFFENSE: Isaiah Davis, Mason McCormick

DEFENSE: Adam Bock, Caden Johnson

SPECIAL TEAMS: Tucker Large

SCOUT OFFENSE: Kirby Vorhees, Kenyon Big Bow

SCOUT DEFENSE: Noah St-Juste, Jace Sifore

SCOUT SPECIAL TEAMS: Beau Giblin

AT ILLINOIS STATE

OFFENSE: Isaiah Davis, Garret Greenfield

DEFENSE: Jason Freeman, Cade Terveer

SPECIAL TEAMS: Cullen McShane

SCOUT OFFENSE: Joey Neumann, Jackson Kerstin

SCOUT DEFENSE: Kolten Tilford, Nick Wells

SCOUT SPECIAL TEAMS: Andrew Gustad

vs NORTHERN IOWA

OFFENSE: Zach Heins, Mason McCormick

DEFENSE: Isaiah Stalbird, Cade Terveer

SPECIAL TEAMS: Hunter Dustman

SCOUT OFFENSE: Ky Oday Jr., Jackson Kerstin

SCOUT DEFENSE: Chase Van Tol, Reis Kirschenman

SCOUT SPECIAL TEAMS: Brenden Begeman

AT SOUTHERN ILLINOIS

OFFENSE: Isaiah Davis, John O'Brian

DEFENSE: Cale Reeder, Quinton Hicks

SPECIAL TEAMS: Hunter Dustman

SCOUT OFFENSE: Jeff Becker, Ian Mutchler

SCOUT DEFENSE: Noah Thompson, Aidan Murphy

SCOUT SPECIAL TEAMS: Kentrell Prejean

AT SOUTH DAKOTA

OFFENSE: Amar Johnson, Evan Beerntsen

DEFENSE: Dalys Beanum, Cade Terveer

SPECIAL TEAMS: Hunter Dustman

SCOUT OFFENSE: Elijah Ervin, Cole Jarrett

SCOUT DEFENSE: Noah St-Juste, Jace Sifore

SCOUT SPECIAL TEAMS: Kytan Fyfe

The largest deficit faced by SDSU during its winning streak has been 14 points on two occasions, the last of which came against North Dakota in the squads' 2022 meeting in Grand Forks. UND scored the first 14 points of the game before the Jackrabbits took control by scoring 42 of the next 49 points en route to a 49-35 win.

OFFENSIVE OUTBURST: South Dakota State put up its most points and total yards in a game since the 2018 season in its Target Field victory over Drake. The Jacks' 70 points were the most since scoring a school-record 90 against Arkansas-Pine Bluff on Sept. 15, 2018.

SDSU also racked up 618 yards of total offense against Drake for its highest total since a 656-yard day at Southern Illinois on Nov. 10, 2018.

In addition, the Jackrabbits accumulated another 252 yards on returns versus Drake — a school-record 179 yards on six punt returns and 73 yards on two kickoff returns.

SHARING THE WEALTH: Nine different South Dakota State players scored touchdowns in the Jackrabbits' 70-7 victory over Drake on Sept. 16 at Target Field in Minneapolis. Angel Johnson was the lone Jackrabbit to score more than once as he found the end zone on runs of 21 and 66 yards in the second half.

Backup quarterback Chase Mason tallied the longest touchdown of the game with a 69-yard touchdown run early in the fourth quarter, while Kevin Brenner — previously a defensive end for the Jackrabbits — scored his first career touchdown on his first collegiate reception, a 3-yarder late in the first quarter.

GRONOWSKI A DUAL THREAT: South Dakota State quarterback Mark Gronowski reached one career milestone in the Jackrabbits' Sept. 9 victory over Montana State and added another the following week against Drake.

On his 20-yard touchdown run in the third quarter of the game against Montana State, Gronowski topped the 1,000-yard mark for career rushing. One week later, Gronowski surpassed 5,000 career passing yards as he completed 18-of-25 passes for 226 yards and a career-high five touchdowns against Drake.

Gronowski is the third SDSU quarterback to top 5,000 yards passing and 1,000 yards rushing in his career, joining Taryn Christion (11,535 passing/1,515 rushing from 2015-18) and Ted Wahl (6,016 passing/1,229 rushing from 1985-88). Gronowski ranks third in SDSU history with 6,891 passing yards and 8,096 yards of total offense.

He had a streak of passing and rushing for a touchdown in 11 consecutive games come to an end Oct. 21 at Southern Illinois, but has accomplished the feat in 21 of 36 career starts. The Jackrabbits have a 33-3 record in Gronowski's 36 career starts.

A WINNING COMBINATION: Jackrabbit running back Isaiah Davis recorded his fifth 100-yard game of the 2023 season and the 21st of his career when he gained 130 yards on 19 carries with a touchdown Nov. 11 at Youngstown State.

SDSU improved to 20-1 in games in which Davis has topped the century mark, with the lone loss coming in the 2020-21 national championship game versus Sam Houston.

Davis reached a pair of milestones in the Nov. 18 victory over Missouri State. The Joplin, Missouri, native topped the 1,000-yard mark in a season for the second consecutive year, ending the day with 1,075 yards. Davis gained a team-best 1,451 yards in the Jackrabbits' national championship season in 2022.

In addition, Davis became the fifth SDSU player to rush for 4,000 or more yards in a career, crossing that threshold with 4,045 yards entering postseason play.

Davis also had scored a rushing touchdown in 11 consecutive games dating back to last season. He extended his streak with a 4-yard touchdown run in the first quarter of the Jackrabbits' Aug. 31 season-opening win over Western Oregon.

SCORING BINGE: South Dakota State senior wide receiver Jadon Janke has made up for some lost time in recent weeks with a total of nine touchdowns over the last seven games.

PLAYERS OF THE WEEK

vs NORTH DAKOTA STATE

OFFENSE: Jadon Janke, Mason McCormick

DEFENSE: Brian Williams

SPECIAL TEAMS: Hunter Dustman

SCOUT OFFENSE: Andrew Gustad, Ian Mutchler

SCOUT DEFENSE: Kolten Tilford, Jace Sifore

SCOUT SPECIAL TEAMS: Joey Neumann

AT YOUNGSTOWN STATE

OFFENSE: Mark Gronowski, John O'Brian

DEFENSE: Entire Defense

SPECIAL TEAMS: Kevin Brenner

SCOUT OFFENSE: Ky Oday Jr., Jackson Kerstin

SCOUT DEFENSE: Noah St-Juste, Nick Wells

SCOUT SPECIAL TEAMS: Kentrell Prejean

vs MISSOURI STATE

OFFENSE: Jadon Janke, Garret Greenfield

DEFENSE: Jason Freeman, Brian Williams

SPECIAL TEAMS: Matthew Durrance

SCOUT OFFENSE: Jeff Becker, Ian Mutchler

SCOUT DEFENSE: Kolten Tilford, Nick Wells

SCOUT SPECIAL TEAMS: Noah Thompson

OVERTIME GAMES

1998: SDSU 30, Nebraska-Omaha [2 OT]
(Oct. 17, 1998, at Coughlin-Alumni Stadium)

2002: Augustana 39, SDSU 33 [3 OT]
(Oct. 19, 2002, at Sioux Falls)

2004: Southern Utah 23, SDSU 17 [2 OT]
(Nov. 13, 2004, at Cedar City, Utah)

2007: Western Illinois 29, SDSU 26 [4 OT]
(Aug. 30, 2007, at Macomb, Ill.)

2008: McNeese State 46, SDSU 44 [3 OT]
(Oct. 4, 2008, at Coughlin-Alumni Stadium)

2011: SDSU 43, Missouri State 36 [2 OT]
(Oct. 29, 2011, at Springfield, Mo.)

2013: SDSU 37, Northern Iowa 34 [2 OT]
(Oct. 26, 2013, at Coughlin-Alumni Stadium)

2015: Western Illinois 30, SDSU 24 [2 OT]
(Nov. 21, 2015, at Macomb, Ill.)

2017: SDSU 27, Illinois State 24 [OT]
(Nov. 11, 2017, at Dana J. Dykhouse Stadium)

2018: SDSU 54, Indiana State 51 [OT]
(Oct. 6, 2018, at Dana J. Dykhouse Stadium)

2021: Southern Illinois 42, SDSU 41 [OT]
(Oct. 9, 2021, at Dana J. Dykhouse Stadium)

Overall, SDSU is 5-6 in overtime games

After being slowed by injury during the non-conference portion of the schedule, Janke has caught two touchdown passes three times since the start of October in games at Illinois State, versus North Dakota State and at Youngstown State. He also caught touchdown passes in the Oct. 14 Hobo Day game against Northern Iowa and Nov. 18 victory over Missouri State, while running for a score Oct. 28 at South Dakota.

Janke currently leads the team with eight TD receptions after setting single-game career highs with 10 receptions and 187 receiving yards Nov. 18 versus Missouri State. His recent scoring prowess has allowed him to pass his twin brother, Jaxon, for fourth place on the SDSU career TD catches chart with 28. Janke's 187 receiving yards against Missouri State tied for the 10th most by a Jackrabbit in a game.

WILDE IMPRESSES IN DEBUT: True freshman Griffin Wilde (pronounced WILL-dee) finished as the Jackrabbits' leading receiver in their Aug. 31 season opener versus Western Oregon. He opened the scoring with a 31-yard touchdown reception from Mark Gronowski and ended his collegiate debut with team bests of four catches and 79 receiving yards. A Sioux Falls native, Wilde added a second 31-yard reception in the second half to set up a Jackrabbit field goal.

Wilde continued his fast start to his collegiate career by being named Missouri Valley Football Conference Newcomer of the Week for his efforts in the Jackrabbits' victory over Montana State on Sept. 9. He scored the go-ahead touchdown on a 35-yard catch and run with 1 minute and 30 seconds remaining as SDSU rallied for a 20-16 victory. He ended the night with two catches for 49 yards.

In the Sept. 16 victory over Drake, Wilde caught a touchdown for the third straight game to start his career, hauling in an 18-yarder in the second quarter.

Wilde, who was SDSU's lone representative on the 2023 MVFC All-Newcomer Team, currently ranks fifth on the team with 16 receptions, while ranking second on the team with five touchdown catches. He also ranks third on the team with 299 yards receiving, highlighted by a career-long 49-yard touchdown Oct. 21 at Southern Illinois.

DEPTH ON DEFENSE: Whether based on philosophy or necessity, South Dakota State has built its standing as one of the top defenses in the Football Championship Subdivision by relying on its depth. Over the course of its 15-game schedule in 2022 22 different players earned a starting assignment on defense for the Jackrabbits.

Only nose tackle Ryan Van Marel and defensive end Cade Terveer started every game last season on the defensive side of the ball for the Jackrabbits last season and both return to the lineup in 2023.

EMPTYING THE BENCH: The Jackrabbits dipped deep into their list of reserves during the Aug. 31 season opener versus Western Oregon as a total of 76 players saw action in the contest. Offensively, eight Jackrabbits recorded a rushing attempt and eight players caught a pass. On the defensive side of the ball, 23 different players were credited with at least one tackle.

BOCK IS BACK: South Dakota State All-America linebacker Adam Bock has been limited to six games so far this season, but has made starts each of the last four weeks.

After missing the first three games of the season due to injury, the senior from Solon, Iowa, made his season debut in the MVFC opener against North Dakota on Sept. 30 and registered a game-high 10 tackles, including 1.5 tackles for loss and the team's first sack of the season.

Bock recorded double figures in tackles for the 12th time in his career as the Jacks limited UND to 68 yards on the ground.

However, Bock was again held out of the lineup in games against Illinois State and Northern Iowa before coming off the bench to record two tackles Oct. 21 at Southern Illinois.

With six tackles Nov. 18 against Missouri State, Bock upped his career tackles total to 313. He became the 12th player in program history to reach the 300-tackle milestone.

JACKRABBITS IN THE 2023 NCAA STATISTICS

TEAM (top 20)

- 1st in 3rd-Down Conversion Pct., .554
- 1st in 4th-Down Conversion Pct., .778
- 1st in Scoring Defense, 11.3 points/game
- 1st in Red-Zone Offense, .977
- 1st in Red-Zone Defense, .621
- 1st in Team Passing Efficiency, 174.35
- 1st in Fewest Tackles for Loss Allowed, 2.64/game
- 2nd in Total Defense, 266.5 yards/game
- 2nd in Fewest Passes Had Intercepted, 3
- 3rd in Net Punting, 41.81 yards/attempt
- 4th in Scoring Offense, 37.6 points/game
- 4th in Rushing Defense, 91.8 yards/game
- 4th in Fewest Turnovers Lost, 8
- 4th in Punt Return Defense, 2.56 yards/attempt
- 6th in Passing Yards per Completion, 14.51
- 6th in Kickoff Returns, 24.60 yards/attempt
- 6th in Fewest Sacks Allowed, 0.73/game
- 6th in Turnover Margin, +1.00/game
- 7th in Total Offense, 446.8 yards/game
- 7th in First Downs-Defense, 172
- 9th in Rushing Offense, 219.9 yards/game
- 11th in Passing Yards Allowed, 174.6/game
- 11th in Punt Returns, 14.95 yards/attempt
- 13th in Completion Percentage, .664
- 14th in First Downs-Offense, 249
- 19th in Passes Intercepted, 12

INDIVIDUAL (top 25)

ISAIAH DAVIS

- 12th in rushing yards, 1,075
- 12th in rushing yards per carry, 6.64
- 14th in rushing yards per game, 97.7
- 18th in rushing touchdowns, 11
- 21st in total touchdowns, 12

HUNTER DUSTMAN

- 10th in scoring, 8.2 points/game
- 23rd in field goals per game, 1.18

CALEB FRANCL/JASON FREEMAN

- T-18th in fumble recoveries, 2

MARK GRONOWSKI

- 1st in passing efficiency, 184.1
- 1st in yards per pass attempt, 10.17
- 5th in points responsible for, 186
- 5th in points responsible for per game, 16.9
- 5th in passing yards per completion, 14.84
- 9th in completion percentage, .685
- 11th in passing touchdowns, 23

JADON JANKE

- 23rd in receiving touchdowns, 7

TUCKER LARGE

- 3rd in punt returns, 16.3 yards/attempt

RYAN VAN MAREL

- T-8th in blocked kicks, 2

WILLIAMSON STEPS UP: With All-American Adam Bock sidelined by injury to start the season, Saiveon Williamson filled the role of middle linebacker without any dropoff in production.

A senior from Waseca, Minnesota, Williamson led the Jackrabbits during the non-conference portion of the schedule with 23 tackles, including 1.5 tackles for loss and a pass breakup over three games. He currently ranks third on the team with 53 tackles after tying his career high with 11 stops Oct. 7 at Illinois State. Williamson also reached double figures in tackles with 10 against Montana State on Sept. 9.

Williamson also spelled an injured Bock the second half of the conference season and into the playoffs during the 2022 campaign. He finished with 37 tackles to tie for seventh on the squad, including a career-high 11 stops against Delaware in the Jacks' playoff opener, followed by nine tackles the next week against Holy Cross.

DOUBLE-DUTY DUSTMAN: Junior Hunter Dustman has figured prominently in the Jackrabbits' special teams efforts the past two seasons.

Dustman handled all of the kicking duties in the 2022 season opener at Iowa, punting 11 times for an average of 41.5 yards (long of 52) and scoring the Jackrabbits' only points on a 44-yard field goal in the second quarter. Dustman's 11 punts marked the most by an SDSU player in the Division I era (since 2004).

During the 2022 season, Dustman averaged 42.6 yards per punt and was 18-for-25 on field goals. He made 13 of his last 14 field goal attempts en route to 113 points.

Dustman has strung together a series of strong performances in recent weeks, earning back-to-back MVFC Special Teams Player of the Week honors Oct. 28 and Nov. 4, receiving the award for the third and fourth times in his career.

At Southern Illinois on Oct. 21, he punted four times for an average of 54.2 yards that included a 59-yard boot on his first attempt and a career-long 62-yarder later in the game. He also connected on a 44-yard field goal that gave SDSU a 17-7 lead in the fourth quarter, capping a 15-play, 60-yard drive that consumed more than nine minutes.

Dustman booted three field goals, including a career-long 49-yarder, in the Oct. 28 win at South Dakota, then kicked a career-high four field goals Nov. 4 versus North Dakota State. His recent spree of field goals, including two last week at Youngstown State, has upped his career total to 32 in passing Adam Vinatieri (27 field goals from 1991-94) for seventh place in program history.

In addition, he averaged 44.6 yards on his 16 punts in league play this season.

SEEING DOUBLE: The 2023 edition of the South Dakota State football team features two sets of twin brothers.

Returning for their senior seasons are wide receivers and Madison natives Jadon and Jaxon Janke. Jaxon Janke has been the team's leading receiver each of the past three seasons to move into Jackrabbit career top 10s for receptions, receiving yards and receiving touchdowns, while Jadon Janke also began the 2023 season in the SDSU top 10 for receiving touchdowns.

Another pair of twins with South Dakota roots are junior linebackers Aaron and Adam Kusler. Aaron played in nine games last season, while Adam has contributed mostly on special teams and saw action in 14 of the team's 15 games in 2022.

TWIN TOUCHDOWNS: Twin brothers Jadon and Jaxon Janke caught respective touchdown passes of 31 and 60 yards as part of a 20-point first quarter by SDSU Oct. 7 at Illinois State. It marked the eighth time in their careers the dynamic duo from Madison caught TD passes in the same game and the second time they accomplished the feat in the same quarter.

Jadon Janke added a second touchdown catch in the second quarter against Illinois State, covering 22 yards.

Following are the games in which both Jankes have caught touchdown passes:

- April 24, 2021, vs. Holy Cross — Jadon (13/45 yards in Q2/3), Jaxon (11 yards in Q1);
- Sept. 25, 2021, at Indiana State — Jadon (33 yards in Q1), Jaxon (42 yards in Q2);

GAME NOTES — MERCER AT SOUTH DAKOTA STATE

SDSU CAREER RECEIVING YARDS

1. Jake Wieneke, 2014-17	5,157
2. Jeff Tiefenthaler, 1983-86	3,621
3. Jaxon Janke, 2018-present	3,450
4. Josh Davis, 2002-05	3,192
5. Dallas Goedert, 2014-17	2,988
6. Cade Johnson, 2017-19	2,872
7. Jadon Janke, 2018-present	2,517
8. Jason Schneider, 2011-14	2,404
9. JaRon Harris, 2005-08	2,241
10. Rusty Lenners, 1993-96	1,942

SDSU CAREER RECEPTIONS

1. Jake Wieneke, 2014-17	288
2. Jaxon Janke, 2018-present	229
3. Josh Davis, 2002-05	225
4. Dallas Goedert, 2014-17	198
5. Jason Schneider, 2011-14	175
6. Jeff Tiefenthaler, 1983-86	173
7. Cade Johnson, 2017-19	162
8. JaRon Harris, 2005-08	152
Glen Fox, 2006-09	152
Jadon Janke, 2018-present	152

SDSU CAREER RECEIVING TOUCHDOWNS

1. Jake Wieneke, 2014-17	59
2. Jeff Tiefenthaler, 1983-86	32
3. Cade Johnson, 2017-19	28
Jadon Janke, 2018-present	28
5. Jaxon Janke, 2018-present	27
6. Josh Davis, 2002-05	26
7. JaRon Harris, 2005-08	24
8. Dallas Goedert, 2014-17	21
9. Jason Schneider, 2011-14	20
10. Rusty Lenners, 1993-96	17

- Oct. 16, 2021, at Western Illinois — Jadon (8 yards in Q1, Jaxon (21 yards in Q3);
- Nov. 20, 2021, vs. North Dakota — Jadon (17 yards in Q2), Jaxon (21 yards in Q3);
- Sept. 17, 2022, vs. Butler — Jadon (17 yards in Q2), Jaxon (7 yards in Q1);
- Sept. 24, 2022, at Missouri State — Jadon (3/40 yards in Q1/4), Jaxon (13 yards in Q3);
- Dec. 10, 2022, vs. Holy Cross — Jadon (21 yards in Q4), Jaxon (18 yards in Q4);
- Oct. 7, 2021, at Illinois State — Jadon (31/22 yards in Q1/2), Jaxon (60 yards in Q1).

THE 12TH MAN: South Dakota State has benefited from large crowds throughout the 2023 season, averaging 18,208 fans after coming off a national championship campaign.

The Jackrabbits drew their first of four sellout crowds this season when 19,332 fans came out for the Sept. 9 showdown against Montana State, which at the time tied for the second-largest attendance in the seven-year history of Dana J. Dykhouse Stadium. The crowd played a big role in the game, helping factor in nine false-start penalties by Montana State in the game, including six in the final quarter.

The Nov. 4 Dakota Marker game against North Dakota State, which was a rematch from this past January's FCS national championship game, drew a stadium-record 19,431 fans.

Two other crowds this season have reached sellout status, with 19,357 fans clicking through the turnstiles for the Oct. 14 Hobo Day game versus Northern Iowa and a total of 19,231 fans in attendance for the Sept. 30 league opener with North Dakota.

ACADEMIC SUCCESS: The South Dakota State University football program has maintained its tradition of excellence both on the field and in the classroom during its Division I history.

The Jackrabbits were recognized with the Missouri Valley Football Conference Team Academic Award each of its first nine years in the league.

Last season, several Jackrabbit football players were honored individually for their work in the classroom, highlighted by Reece Winkelman's repeat selection to the College Sports Communicators Academic All-America First Team, which is made up of student-athletes from both NCAA Division I football classifications.

Winkelman, from Marshall, Minnesota, was selected with a 3.92 GPA as a graduate student in business economics. On the field, he was a first-team all-MVFC selection who racked up eight sacks and 15.5 tackles for loss in 2022.

SDSU has placed at least one player on the Academic All-America squad in 16 of the last 18 seasons, including multiple selections 13 times. Overall, SDSU football student-athletes have received Academic All-America recognition from the College Sports Communicators 45 times since 1974.

During the 2021 season, Wes Genant became the only Jackrabbit football student-athlete to earn Academic All-America honors four times. Three-time selections include: Paul Kippley (1978-80), Kyle Minett (2008-10) and Zach Zenner (2012-14). Zenner was also honored as the 2014 Academic All-America Team Member of the Year.

The Academic All-America program recognizes the nation's top student-athletes for their combined performances on the field and in the classroom. Candidates must be at least a sophomore in athletic and academic standing, a starter or key reserve on his team and carry at least a 3.5 GPA.

Earlier during the 2022 season, Winkelman was one of eight SDSU football student-athletes to earn recognition on the CSC Academic All-District squad. The others included:

- Adam Bock, linebacker, Solon, Iowa;
- DyShawn Gales, cornerback, North Chicago, Illinois;
- Mark Gronowski, quarterback, Naperville, Illinois
- Jaxon Janke, wide receiver, Madison;
- Mason McCormick, offensive lineman, Sioux Falls;
- Cale Reeder, safety, Yorkville, Illinois; and
- Ryan Van Marel, defensive tackle, Sheldon, Iowa.

PRONUNCIATION GUIDE

COACHES

Zach Lujan	LOO-hahn
Jake/Pete Menage	MEN-age

PLAYERS

Jack Amer	AIM-er
Steven Arrell	ah-RELL
Max Baloun	bah-LOON
Evan Beerntsen	BURNT-sen
Brenden Begeman	BEG-ah-man
Matthew Durrance	durr-ANTS
Caleb Franci	FRANCE-III
Grahm Goering	GORE-ing
Mark Gronowski	grow-NOW-ski
Zach Heins	HINES
Colby Huerter	HURT-er
Jadon/Jaxon Janke	YON-kee
Randy Keumogne	cah-MOAN-yay
Isaac Kracl	KROTZ-ill
Aaron/Adam Kusler	COOSE-ler
Daeton Mcgaughy	Mc-GOY
Joe Ollman	OHL-man
Dawson Ripperda	RIP-er-dah
Noah St-Juste	saint-JOOST
Jace Sifore	CY-for
Isaiah Stalbird	STALL-bird
Davion Sterner	DAY-vee-on
Davin Stoffel	STAW-full
Cade Terveer	tur-VEER
Ryan Van Marel	van MARR-ell
Ethan Vibert	VY-bert
Griffin Wilde	WILL-dee
Saiveon Williamson	SAY-vee-on

DANA J. DYKHOUSE STADIUM RECORDS

YEAR-BY-YEAR RECORDS

2016	6-1
2017	7-1
2018	7-0
2019	5-3
2020-21	5-0
2021	5-2
2022	9-0
2023	6-0
TOTALS	50-7

ATTENDANCE TOP 10

Nov. 4, 2023 • vs. North Dakota State	19,431
Oct. 26, 2019 • vs. North Dakota State	19,371
Oct. 14, 2023 • vs. Northern Iowa	19,357
Oct. 8, 2022 • vs. South Dakota	19,332
Sept. 9, 2023 • vs. Montana State	19,332
Sept. 30, 2023 • vs. North Dakota	19,231
Oct. 29, 2022 • vs. Indiana State	19,041
Nov. 4, 2017 • vs. North Dakota State	18,130
Nov. 6, 2021 • vs. North Dakota State	18,122
Oct. 22, 2016 • vs. Youngstown State	17,730

Bock and Winkelman also were repeat first-team selections to the 2022 MVFC Scholar-Athlete Team.

Also earning a spot on the first team was Gronowski, while Janke and fellow wide receiver Canyon Bauer were second-team honorees. Closing out the team's academic awards during the 2022 season were a total of 74 Jackrabbits receiving recognition on the MVFC Honor Roll for posting a GPA of 3.0 or higher during the fall term.

STAFF SHAKEUP: Besides a change at the top, several new assistant coaches donned the headsets for the first time as Jackrabbits during the Aug. 31 season opener against Western Oregon.

New coaches on the offensive side of the ball include Jake Menage (wide receivers) and Robbie Rouse (running backs). Additions to the defensive staff include Mike Banks (cornerbacks), Jalon Bibbs (defensive line) and Pete Menage (safeties).

Pat Cashmore also is a recent addition to the coaching staff and will direct the special teams units.

Returning for his second season as offensive coordinator is Zach Lujan, with Ryan Olson (run game coordinator/offensive line) and Chris Meyers (tight ends) providing further coaching continuity on the offensive side of the ball.

On defense, Jesse Bobbit is the lone coaching holdover as he moves into the coordinator's role and also will coach the linebackers after mentoring the safeties in 2022.

Including Jimmy Rogers, five former Jackrabbit football players are full-time coaches at SDSU this season. The others are Bobbit, Lujan and both Menages, who are cousins.

DANA J. DYKHOUSE STADIUM: Jackrabbit football moved into a new home in September of 2016 with the completion of Dana J. Dykhouse Stadium.

The stadium, which was constructed in phases on the site of SDSU's previous home field, Coughlin-Alumni Stadium, seats 19,340 spectators and cost \$65 million to build.

Dana J. Dykhouse Stadium is being funded through private gifts and long-term revenue streams, including concessions and suite, loge box and ticket sales. Bonds are financing nearly two-thirds of the project's construction, with the remaining dollars coming from private support. Lead gifts totaling \$12.5 million from former Jackrabbit football player and Sioux Falls banker Dana Dykhouse and philanthropist T. Denny Sanford were announced in October 2013.

The stadium officially opened Sept. 8, 2016, featuring a concert by country music stars Luke Bryan, Little Big Town and Lee Brice as part of the Jacks Bash opening weekend. The first football game was two days later, on Sept. 10, when the Jackrabbits defeated Drake, 56-28.

SDSU has gone on to post a 50-7 record at Dana J. Dykhouse Stadium during its seven seasons of operation, including an 11-1 mark in FCS playoff games. The Jacks' current home winning streak is 18 games (including playoff games), with their last home loss a 26-17 setback to Northern Iowa on Oct. 23, 2021.

The Jackrabbits have gone undefeated at home three times while playing at Dana J. Dykhouse Stadium: 2018 (7-0), 2020-21 spring season (5-0) and 2022 (9-0).

Dana J. Dykhouse Stadium was designed by Kansas City-based Crawford Architects, with the construction firm JE Dunn serving as the project manager at risk and Henry Carlson Company of Sioux Falls serving as general contractor.

The stadium won the 2017 Alliant Build America Award from the Associated General Contractors of America South Dakota Building Chapter.

JACKS IN THE PROS: In the opening week of the 2023 season, five former South Dakota State standouts were members of National Football League teams, continuing the Jackrabbits' long tradition of developing players into pro prospects.

Headlining the list is tight end Dallas Goedert of the Philadelphia Eagles. After being drafted in the second round of the 2018 NFL Draft, Goedert has gone on to record 286 receptions for 3,407 yards and 21 touchdowns in six seasons.

QUICK FACTS

SDSU INFORMATION

LOCATION: Brookings, S.D.
ENROLLMENT: 11,505 (fall 2023)
COLORS: Yellow and Blue
NICKNAME: Jackrabbits
AFFILIATION: NCAA Division I Football
 Championship Subdivision
CONFERENCE: Missouri Valley Football Conference
STADIUM: Dana J. Dykhouse Stadium (19,340
 capacity - AstroTurf surface)

2022 RECAP

OVERALL RECORD: 14-1
CONFERENCE RECORD: 8-0 (first place in Missouri Valley
 Football Conference)
POSTSEASON: Football Championship Subdivision
 National Champion
HOME RECORD: 9-0
AWAY/NEUTRAL RECORD: 4-1/1-0
FINAL RANKINGS: 1st (Stats Perform media)/1st (AFCA
 FCS Coaches)

TEAM INFORMATION

LETTERMEN RETURNING: 48 **LETTERMEN LOST:** 14
 • Offense: 19 • Offense: 8
 • Defense: 28 • Defense: 5
 • Special Teams: 1 • Special Teams: 1

STARTERS RETURNING: 18
 • Offense: 10 • Defense: 7 • Special Teams: 1

OFFENSIVE STARTERS RETURNING (10): Evan Beerntsen,
 OG; Isaiah Davis, RB; Mark Gronowski, QB; Garret
 Greenfield, OT; Zach Heins, TE; Jadon Janke, WR;
 Jaxon Janke, WR; Mason McCormick, OG; Gus Miller,
 C; John O'Brian, OT.

DEFENSIVE STARTERS RETURNING (7): Adam Bock, LB;
 Jason Freeman, LB; DyShawn Gales, CB; Cale Reeder,
 S; Isaiah Stalbird, LB; Cade Terveer, DE; Ryan Van
 Marel, DT.

SPECIAL TEAMS STARTERS RETURNING (1): Hunter
 Dustman, K/P.

OTHER RETURNING LETTERMEN (30): Steven Arrell, CB;
 Max Baloun, DT; Dalys Beanum, CB; Jharett
 Bloomenrader, OL; Kevin Brenner, TE; Devon Cole Jr.,
 WR; Aydan Dautermann, CB; Jarod DePriest, DT; Bo
 Donald, OL; Matthew Durrance, S; Caleb Franci, LB
 (lettered in 2021); Quinton Hicks, DE; Colby Huerter, S;
 Amar Johnson, RB; Angel Johnson, RB; Caden
 Johnson, DE; Randy Keumogne, DE (lettered in 2021);
 Aaron Kusler, LB; Adam Kusler, LB; Tucker Large, S/LB;
 Jalen Lee, OL (lettered in 2021); Daeton Mcgaughy,
 LB/S; Mike Morgan, TE; Graham Spalding, LB; Davion
 Sterner, LB; Ethan Vibert, OL; Brian Williams, DT;
 Saiveon Williamson, LB; Zac Wilson, DE; Aaron
 Wolfcale-Holsten, DT.

In helping lead the Eagles to the Super Bowl during the 2022 season, Goedert caught 55 passes for 703 yards and three touchdowns. Thus far in 2023, Goedert has tallied 38 receptions for 410 yards and two touchdowns, but is currently out with injury.

Linebacker Christian Rozeboom earned a Super Bowl ring with the Los Angeles Rams during the 2021 season. A member of the Rams' practice squad in 2020, Rozeboom made his NFL debut with the Kansas City Chiefs early in 2021 before returning to Los Angeles and seeing action mostly on special teams for the Rams for the remainder of the regular season and postseason. Rozeboom played in all 17 games during the 2022 season and registered eight tackles.

Rozeboom currently ranks third on the team with 56 total tackles. He recorded his first career interception in the Rams' Oct. 15 victory over Arizona.

For the first time since 1976, the Jackrabbits saw two players selected in the same NFL Draft following the 2021 campaign. Running back Pierre Strong was a fourth-round selection by the New England Patriots, while quarterback Chris Oladokun was taken by the Pittsburgh Steelers.

Strong went on to gain 100 yards on 10 carries and added seven receptions for 42 yards during his rookie season with the Patriots in 2022. He was traded at the end of the most recent training camp to the Cleveland Browns and has contributed 35 carries for 153 yards and a touchdown, as well as three receptions for 38 yards and 120 yards on five kickoff returns, in action thus far in 2023.

Oladokun was released by the Steelers, but was assigned to the practice squad of the Super Bowl champion Kansas City Chiefs in 2022 and again at the start of 2023.

Another former Jackrabbits who made his NFL debut in 2022 was receiver Cade Johnson, who tallied a pair of receptions during regular season play for the Seattle Seahawks before hauling in three receptions for 39 yards in a playoff game. Johnson began the 2023 season on the Seahawks' practice squad.

Going through his first NFL training camp in 2023 was tight end Tucker Kraft. A third-round draft choice by the Green Bay Packers, Kraft has tallied four catches for a total of 20 yards thus far in his rookie season. He scored his first NFL touchdown on a 9-yard catch and run in a Thanksgiving Day game against the Detroit Lions.

In addition, wide receiver Jake Wieneke continues to play in the Canadian Football League. After three seasons with the Montreal Alouettes, Wieneke signed with the Saskatchewan Rough Riders for the 2023 season.

ROGERS SHOW: The Jimmy Rogers Radio Show airs throughout the 2023 season.

The weekly, hour-long show originates in front of a live audience once again at Cubby's Sports Bar and Grill in downtown Brookings. Hosted by Tyler Merriam, the show airs along the Jackrabbit Sports Network, including flagship station WNAX 570 AM, and can be heard through the Jackrabbit app and online at GoJacks.com.

Please note that the show has shifted to Thursday nights due to conflicts with Jackrabbit basketball games.

Weekly segments include interviews with Jackrabbit coaches, student-athletes and others associated with SDSU football. Fans can submit questions through social media platforms and fans in attendance can register for weekly prizes.

A LOOK AHEAD: Should the Jackrabbits defeat Mercer, they will host a quarterfinal game against the winner between Youngstown State and eighth-seeded Villanova on either Dec. 8 or 9. Game date and time will be announced after the conclusion of all eight playoff games this Saturday.

DEPTH CHART vs. MERCER

OFFENSE

LT	74	GARRET GREENFIELD, 6-7, 320, Sr., Rock Valley, Iowa
	69	Quinten Christensen, 6-4, 290, R-Fr., Wessington Springs, S.D.
LG	60	MASON McCORMICK, 6-5, 315, Sr., Sioux Falls, S.D.
	54	Jalen Lee, 6-3, 310, Jr., Robbins, Ill.
C	50	GUS MILLER, 6-3, 295, Jr., Brookings, S.D.
	64	Ethan Vibert, 6-4, 305, Sr., Regina, Saskatchewan
RG	61	EVAN BEERNTSEN, 6-4, 300, Sr., De Pere, Wis.
	77	William Paepke, 6-5, 290, Fr., Rapid City, S.D.
RT	78	JOHN O'BRIAN, 6-5, 300, Sr., Eaton Rapids, Mich.
	75	Dawson Rudd, 6-5, 285, R-Fr., Claremore, Okla.
TE	87	ZACH HEINS, 6-7, 260, Sr., Sioux Falls, S.D.
	69/83	Quinten Christensen, 6-4, 290, R-Fr., Wessington Springs, S.D.
TE/FB	34	Mike Morgan, 6-3, 240, Sr., New Lenox, Ill.
	44	Kevin Brenner, 6-2, 240, Sr., Silver Lake, Wis.
WR	1	JADON JANKE, 6-3, 210, Sr., Madison, S.D.
	15	Devon Cole Jr., 5-10, 175, Jr., Clermont, Fla.
WR	10	JAXON JANKE, 6-3, 210, Sr., Madison, S.D.
	2	Marcus Preston, 6-2, 195, Jr., Lawrence, Kan.
WR	18	Griffin Wilde, 6-2, 190, Fr., Sioux Falls, S.D.
	12	Grahm Goering, 6-3, 205, So., Iowa City, Iowa
QB	11	MARK GRONOWSKI, 6-3, 225, Jr., Naperville, Ill.
	7	Chase Mason, 6-4, 230, So., Hurley, S.D.
	5	Jon Bell, 6-3 190, So., Naperville, Ill.
RB	22	ISAIAH DAVIS, 6-1, 220, Sr., Joplin, Mo.
	3	Amar Johnson, 5-10, 200, Jr., O'Fallon, Mo.
	21	Angel Johnson, 5-9, 190, So., Irene, S.D.

Returning starters indicated in CAPS

DEFENSE

DE	94	CADE TERVEER, 6-3, 250, Sr., Brandon, S.D.
	53	Caden Johnson, 6-3, 240, Sr., Wahoo, Neb.
	90	Randy Keumogne, 6-3, 235, Sr., Oakdale, Minn.
DT	98	RYAN VAN MAREL, 6-4, 295, Sr., Sheldon, Iowa
	93	Max Baloun, 6-6, 285, Jr., Redfield, S.D.
	51	Logan Green, 6-4, 285, R-Fr., Northboro, Iowa
DT	52	Jarod DePriest, 6-5, 285, Sr., Trivoli, Ill.
	92	Brian Williams, 6-1, 285, Sr., Chipley, Fla.
DE	48	Quinton Hicks, 6-1, 260, Sr., Wichita, Kan.
	95	Zac Wilson, 6-3, 250, Sr., Chipley, Fla.
	57	Levi Vanden Bos, 6-3, 245, So., Rock Valley, Iowa
LB	11	JASON FREEMAN, 5-9, 215, Sr., Zion, Ill.
(Will)	29	Graham Spalding, 6-2, 210, Sr., Oviedo, Fla.
LB	32	ADAM BOCK, 6-1, 225, Sr., Solon, Iowa
	6	Saiveon Williamson, 6-1, 205, Sr., Waseca, Minn.
(Mike)	46	Cullen McShane, 6-1, 225, R-Fr., Marquette, Iowa
LB	2	ISAIAH STALBIRD, 6-1, 215, Sr., Kearney, Neb.
(Sam)	33	Bryce Johnson, 6-3, 210, R-Fr., Parker, Colo.
or	42	Davion Sterner, 6-0, 215, Jr., Alford, Iowa
CB	7	Dalys Beanum, 6-1, 190, Sr., Omaha, Neb.
	20	Myles Taylor, 6-0, 175, So., Gilbert, Ariz.
or	13	Aydan Dautermann, 6-1, 190, So., Hartford, Wis.
FS	1	Tucker Large, 5-11, 180, So., Sioux Falls, S.D.
	23	Matthew Durrance, 6-2, 210, So., Lutz, Fla.
	3	Dontay Johnson, 6-2, 185, R-Fr., Fort Collins, Colo.
SS	25	CALE REEDER, 6-0, 190, Sr., Yorkville, Ill.
	14	Colby Huerter, 6-1, 200, Jr., Katy, Texas
CB	5	DYSHAWN GALES, 5-11, 190, Sr., North Chicago, Ill.
	31	Jalen B. Lee, 6-0, 195, R-Fr., Wentzville, Mo.

SPECIAL TEAMS

PK	10	HUNTER DUSTMAN, 6-4, 230, Jr., East Bethel, Minn.
	96	Jackson Isakson, 6-2, 190, Fr., Aberdeen, S.D.
P	10	HUNTER DUSTMAN, 6-4, 230, Jr., East Bethel, Minn.
	96	Jackson Isakson, 6-2, 190, Fr., Aberdeen, S.D.
Long Snaps	37	Kaydon Olivia, 5-11, 215, So., Schertz, Texas
	46	Cullen McShane, 6-1, 225, R-Fr., Marquette, Iowa
Short Snaps	37	Kaydon Olivia, 5-11, 215, So., Schertz, Texas
	87	Zach Heins, 6-7, 260, Sr., Sioux Falls, S.D.
Holder	5	Jon Bell, 6-3, 190, So., Naperville, Ill.
	25	Cale Reeder, 6-0, 190, Sr., Yorkville, Ill.
KOR	18	Griffin Wilde, 6-2, 190, Fr., Sioux Falls, S.D.
or	12	Grahm Goering, 6-3, 205, So., Iowa City, Iowa
KOR	3	Amar Johnson, 5-11, 190, So., O'Fallon, Mo.
	21	Angel Johnson, 5-9, 190, So., Irene, S.D.
PR	1	Tucker Large, 5-11, 180, So., Sioux Falls, S.D.
	7	Dalys Beanum, 6-1, 190, Sr., Omaha, Neb.

COACHING STAFF

Head Coach: Jimmy Rogers

Offensive Coordinator/Quarterbacks: Zach Lujan [B]

Defensive Coordinator/Linebackers: Jesse Bobbit [B]

Special Teams Coordinator: Pat Cashmore [F]

Run Game Coordinator/Offensive Line: Ryan Olson [F]

Cornerbacks: Mike Banks [B]

Defensive Line: Jalon Bibbs [F]

Wide Receivers: Jake Menage [F]

Safeties: Pete Menage [F]

Tight Ends: Chris Meyers [B]

Running Backs: Robbie Rouse [F]

Offensive Quality Control: Chuck Case, Kyle Saddler

Defensive Quality Control: Kellen Soulek, Evan Traxler


Special Teams Quality Control/Video Coordinator: Brayden Gage



South Dakota State University JACKRABBITS

2023 Football Roster

No.	NAME	Pos	Ht	Wt	Yr	HOMETOWN	No.	NAME	Pos	Ht	Wt	Yr	HOMETOWN
0	Daeton Mcgaughy	LB	6-0	210	Sr.	Elwood, Kan.	45	Brenden Begeman	RB	6-1	205	Fr.	Selby, S.D.
1	Jadon Janke	WR	6-3	210	Sr.	Madison, S.D.	46	Cullen McShane	LB	6-1	225	R-Fr.	Marquette, Iowa
1	Tucker Large	S	5-10	180	So.	Sioux Falls, S.D.	47	Kytan Fyfe	LB	6-2	205	R-Fr.	Grand Island, Neb.
2	Marcus Preston	WR	6-2	195	Jr.	Lawrence, Kan.	48	Quinton Hicks	DE	6-1	260	Sr.	Wichita, Kan.
2	Isaiah Stalbird	LB	6-1	215	Sr.	Kearney, Neb.	49	Davin Stoffel	TE	6-6	230	Fr.	Mosinee, Wis.
3	Amar Johnson	RB	5-10	200	Jr.	O'Fallon, Mo.	50	Gus Miller	OL	6-3	295	Jr.	Brookings, S.D.
3	Dontay Johnson	S	6-2	185	R-Fr.	Fort Collins, Colo.	50	Nick Wells	DE	6-3	235	Fr.	Sioux City, Iowa
4	Steven Arrell	CB	6-3	195	Jr.	Brooklyn Park, Minn.	51	Logan Green	DT	6-4	285	R-Fr.	Northboro, Iowa
5	Jon Bell	QB	6-3	190	So.	Naperville, Ill.	52	Jarod DePriest	DT	6-5	285	Sr.	Trivoli, Ill.
5	DyShawn Gales	CB	5-11	190	Sr.	North Chicago, Ill.	53	Caden Johnson	DE	6-3	240	Sr.	Wahoo, Neb.
6	Saiveon Williamson	LB	6-1	205	Sr.	Waseca, Minn.	54	Jalen Lee	OL	6-3	310	Jr.	Robbins, Ill.
7	Dalys Beanum	CB	6-1	190	Sr.	Omaha, Neb.	55	Aaron Wolfcale-Holsten	DT	6-1	280	So.	Gilbert, Ariz.
7	Chase Mason	QB	6-4	230	So.	Hurley, S.D.	56	Andrew Gustad	TE	6-0	220	R-Fr.	Volin, S.D.
8	Blake Peterson	DE	6-4	260	Sr.	Beresford, S.D.	57	Levi Vanden Bos	DE	6-3	245	So.	Rock Valley, Iowa
9	Jeff Becker	QB	6-0	205	R-Fr.	Fort Wayne, Ind.	58	Aidan Murphy	DE	6-4	230	R-Fr.	Magna, Utah
9	Caleb Francl	LB	6-1	195	Jr.	Grand Island, Neb.	59	Grant Conaway	DT	6-3	270	Jr.	Huntington Beach, Calif.
10	Hunter Dustman	K/P	6-4	225	Jr.	East Bethel, Minn.	60	Mason McCormick	OL	6-5	315	Sr.	Sioux Falls, S.D.
10	Jaxon Janke	WR	6-3	210	Sr.	Madison, S.D.	61	Evan Beerntsen	OL	6-4	300	Sr.	De Pere, Wis.
11	Jason Freeman	LB	5-9	215	Sr.	Zion, Ill.	62	Kenyon Big Bow	OL	6-5	305	Fr.	Anadarko, Okla.
11	Mark Gronowski	QB	6-3	225	Jr.	Naperville, Ill.	64	Ethan Vibert	OL	6-4	305	Sr.	Regina, Saskatchewan
12	Grahm Goering	WR	6-3	205	So.	Iowa City, Iowa	65	Cole Jarrett	OL	6-1	295	Fr.	Papillion, Neb.
13	Jack Amer	QB	6-3	225	Fr.	Gilbert, Ariz.	66	Brady Beck	OL	6-8	305	Jr.	Sioux Falls, S.D.
13	Aydan Dautermann	CB	6-1	190	So.	Hartford, Wis.	67	Ian Mutchler	OL	6-3	290	Fr.	Morton, Ill.
14	Colby Huerter	S	6-1	200	Jr.	Katy, Texas	68	Jackson Kerstin	OL	6-4	265	Fr.	Naperville, Ill.
15	Devon Cole Jr.	WR	5-10	175	Jr.	Clermont, Fla.	69	Quinten Christensen	OL	6-4	290	R-Fr.	Wessington Springs, S.D.
16	Noah St-Juste	CB	5-10	165	Fr.	Montreal, Quebec	70	Colby Christensen	OL	6-7	295	Jr.	West Des Moines, Iowa
17	Abe Hoskins III	CB	6-0	185	So.	Omaha, Neb.	71	Noah Atherton	OL	6-6	315	Fr.	Longmont, Colo.
18	Griffin Wilde	WR	6-2	190	Fr.	Sioux Falls, S.D.	74	Garret Greenfield	OL	6-7	320	Sr.	Rock Valley, Iowa
19	Elijah Ervin	WR	6-1	190	Jr.	Phoenix, Ariz.	75	Dawson Rudd	OL	6-5	285	R-Fr.	Claremore, Okla.
20	Myles Taylor	CB	6-0	175	So.	Gilbert, Ariz.	76	Bo Donald	OL	6-6	300	Sr.	Kimball, S.D.
21	Angel Johnson	RB	5-9	190	So.	Irene, S.D.	77	William Paepke	OL	6-5	290	Fr.	Rapid City, S.D.
22	Isaiah Davis	RB	6-1	220	Sr.	Joplin, Mo.	78	John O'Brian	OL	6-5	300	Sr.	Eaton Rapids, Mich.
23	Matthew Durrance	S	6-2	210	So.	Lutz, Fla.	79	Jharett Bloomenrader	OL	6-5	295	Sr.	Highmore, S.D.
25	Cale Reeder	S	6-0	190	Sr.	Yorkville, Ill.	80	Kentrell Prejean	WR	5-8	150	Fr.	Lafayette, La.
26	Kolten Tilford	S	5-9	175	Fr.	North Platte, Neb.	81	Joey Neumann	TE	6-4	230	Fr.	Antioch, Ill.
27	Noah Thompson	S	6-0	185	R-Fr.	Brandon, S.D.	82	Ky Oday Jr.	WR	5-11	175	R-Fr.	Denver, Colo.
28	Chase Van Tol	LB	6-1	190	Fr.	Tea, S.D.	83	David Alpers	TE	6-6	240	R-Fr.	Sioux Falls, S.D.
29	Graham Spalding	LB	6-2	210	Sr.	Oviedo, Fla.	84	Joe Randle	WR	6-3	210	Fr.	St. Anthony, Minn.
30	Cody Cotton	CB	6-0	175	So.	Pleasant Prairie, Wis.	85	Joe Roll	WR	5-9	185	Fr.	Gretna, Neb.
31	Jalen B. Lee	CB	6-0	195	R-Fr.	Wentzville, Mo.	86	Patrick Hoffmann	WR	6-1	195	Jr.	Naperville, Ill.
32	Adam Bock	LB	6-1	225	Sr.	Solon, Iowa	87	Zach Heins	TE	6-7	260	Sr.	Sioux Falls, S.D.
33	Bryce Johnson	LB	6-3	210	R-Fr.	Parker, Colo.	88	Greyton Gannon	TE	6-4	230	R-Fr.	Eagle, Wis.
34	Mike Morgan	TE/FB	6-3	240	Sr.	New Lenox, Ill.	89	Brody Gormley	TE	6-7	240	R-Fr.	Topeka, Kan.
35	Beau Giblin	S	6-1	185	Fr.	Sioux Falls, S.D.	90	Randy Keumogne	DE	6-3	235	Sr.	Oakdale, Minn.
36	Dane Miller	WR	6-4	185	R-Fr.	Hardy, Neb.	91	Jace Sifore	DT	6-3	280	R-Fr.	Howard, S.D.
37	Kaydon Olivia	LS	5-11	215	So.	Schertz, Texas	92	Brian Williams	DT	6-1	285	Sr.	ChIPLEY, Fla.
37	Kirby Vorhees	RB	5-10	200	Fr.	Lutz, Fla.	93	Max Baloun	DT	6-6	285	Jr.	Redfield, S.D.
38	Trevor Scott	LB	5-10	195	R-Fr.	Kansas City, Mo.	94	Cade Terveer	DE	6-3	250	Sr.	Brandon, S.D.
39	Isaac Krael	RB	5-11	180	R-Fr.	Crete, Neb.	95	Zac Wilson	DE	6-3	245	Sr.	ChIPLEY, Fla.
40	Aaron Kusler	LB	6-3	225	Jr.	Sioux Falls, S.D.	96	Bryce Hawthorne	DT	6-3	265	Fr.	Osseo, Minn.
41	Joe Ollman	LB	6-2	210	R-Fr.	Mequon, Wis.	96	Jackson Isakson	K/P	6-2	190	Fr.	Aberdeen, S.D.
42	Davion Sterner	LB	6-0	215	Jr.	Alvord, Iowa	97	Reis Kirschenman	DE	6-3	230	Fr.	Tea, S.D.
43	Adam Kusler	LB	6-2	225	Jr.	Sioux Falls, S.D.	98	Ryan Van Marel	DT	6-4	295	Sr.	Sheldon, Iowa
44	Kevin Brenner	TE	6-2	240	Sr.	Silver Lake, Wis.	99	Dawson Ripperda	DE	6-4	240	R-Fr.	Larchwood, Iowa



JIMMY ROGERS

Head Coach • First Season

Alma Mater: South Dakota State, 2009

Jimmy Rogers was introduced as the 21st head football coach in South Dakota State University history on Jan. 20, 2023, continuing his long association with Jackrabbit football that began as a student-athlete and has continued through the coaching ranks.

Rogers played an integral role in the Jackrabbits winning their first national title in football during the 2022 season by directing a defense that led the Football Championship Subdivision in rushing defense by allowing only 88.1 yards per game on the ground. SDSU tied for the FCS lead with 18 interceptions and also ranked second in total defense (274.1 yards per game), third in scoring defense (15.8 points per game) and fourth in turnovers gained (26).

The Jackrabbits finished the 2022 season on a school-record 14-game winning streak and held the No. 1 ranking in both the Stats Perform media poll and FCS coaches' poll the final two months of the year.

Rogers was honored as the 2022 FCS Coordinator of the Year by FootballScoop.com, and also was selected to participate in the AFCA's 35 Under 35 Coaches Leadership Institute.

A former standout defensive player for South Dakota State, Rogers returned to his alma mater in June 2013 to coach the Jackrabbit linebackers. The 2022 campaign marked his first — and only — season as the team's sole defensive coordinator duties after sharing the role for three seasons. He previously was elevated to assistant head coach after the 2019 campaign.

In his first season, Rogers directed a linebacking corps whose three regular starters — R.C. Kilgore, T.J. Lally and Charles Elmore — combined for 290 tackles. Kilgore led the team with 134 tackles and also led the nation with five fumble recoveries en route to first-team all-Missouri Valley Football Conference recognition.

Rogers again coached a 100-tackle performer in 2014 as Lally led the squad with 117 tackles en route to earning second-team all-MVFC recognition.

The 2015 Jackrabbit linebacking crew again featured the squad's top two tacklers as Lally turned in the third 100-tackle season of his career with a team-best 102 stops and Jesse Bobbit added 97 tackles. Lally received second-team all-MVFC recognition for the third time, while Bobbit was an honorable mention selection.

Under Rogers' guidance, Christian Rozeboom burst onto the Football Championship landscape in 2016 by being named MVFC Freshman of the Year

and finishing second in the balloting for the STATS FCS Jerry Rice Award as the top freshman in the Football Championship Subdivision after tallying a team-best 132 tackles. In addition, fellow linebackers Jesse Bobbit and Dallas Brown capped strong careers in 2016. A second-team all-league selection, Bobbit ranked second on the squad with 110 tackles, while Brown led the team with three interceptions.

Rozeboom anchored the Jackrabbit linebacking corps over the next three seasons as he registered 100-plus tackles each year in becoming the SDSU career tackles leader with 475. He also earned first-team all-MVFC honors four times and was a three-time All-America selection. A multiple-time finalist for the Buck Buchanan Award as the top defensive player in the FCS ranks, Rozeboom would later sign a free agent contract with the Los Angeles Rams.

In taking on a new and expanded role in 2019, Rogers helped direct a Jackrabbit defense that ranked in the top three of the MVFC in seven different defensive categories.

Rogers' linebacking corps again earned multiple awards en route to the FCS title game during the 2020-21 season that was moved to the spring. The team's starters ranked as the top three tacklers during the 10-game season as Adam Bock (74 tackles), Logan Backhaus (72 tackles) and Preston Tetzlaff (70 tackles) paced the squad. Backhaus was honored on a number of All-America teams, while Bock was a freshman All-America honoree and Tetzlaff was awarded the NCAA Elite 90 Award at the national championship.

Jackrabbit linebackers were again the team's top two tacklers during the 2021 season as football returned to the fall. Sophomore Adam Bock registered a team-high 125 tackles and Isaiah Stalbird was second on the squad with 73 total stops. Bock was a late addition to the list of finalists for the Buck Buchanan Award and received All-America honors from several organizations after earning first-team all-MVFC recognition.

Rogers coached a 100-tackle linebacker in eight of his 10 seasons leading the position group.

A native of Hamilton, Arizona, Rogers previously served as a graduate assistant at Florida Atlantic University in Boca Raton, Florida. He spent the fall of 2012 as an offensive graduate assistant, working with the offensive line. In the spring of 2013 he transitioned back to the defensive side of the ball as he worked with the team's linebackers.

THE ROGERS FILE

AS A PLAYER

- Four-Year Letterman (2006-09)
- Team Captain (2009)
- First-Team All-Great West Football Conference (2007)
- Second-Team All-Missouri Valley Football Conference (2008)
- Two-Time Team Tackles Leader (110 in 2007, 93 in 2008)
- Career Totals Included: 312 Tackles, 3 Interceptions and 3 Forced Fumbles

AS AN ASSISTANT COACH

- Team Record of 97-36 over 10 Seasons as a full-time assistant coach
- 10 Consecutive FCS Playoff Berths
- 2022 FCS National Champions
- Linebackers Coach (2013-22)
- Co-Defensive Coordinator (2019-21)
- Defensive Coordinator (2022)
- FootballScoop.com FCS Coordinator of the Year (2022)
- AFCA 35 Under 35 Coaches Leadership Institute (2022)



32-ADAM BOCK

6-1, 215, Junior • Linebacker

Solon, Iowa (Solon H.S.)

FOOTBALL HONORS AND HIGHLIGHTS:

- Stats Perform FCS Buck Buchanan Award Finalist (2021)
- HERO Sports FCS All-America First Team (2021)
- Stats Perform FCS All-America Second Team (2021)
- HERO Sports FCS Sophomore All-America Team (2021)
- HERO Sports FCS Freshman All-America Team (2020-21)
- All-Missouri Valley Football Conference First Team (2021, 2022)
- MVFC All-Newcomer Team (2020-21)
- College Sports Communicators Academic All-District (2022)
- MVFC Defensive Player of the Week (April 17, 2021; Sept. 3, 2022)
- MVFC All-Academic/Scholar-Athlete First Team (2021, 2022)
- MVFC Commissioner's Academic Excellence Award (2020-21, 2022)
- MVFC Honor Roll (2019, 2020-21, 2021, 2022)
- Team Captain (2022, 2023)
- Returned interception 39 yards for touchdown in Nov. 27, 2021 FCS playoff game versus UC Davis
- Blocked and returned PAT for defensive extra point Oct. 30, 2021 at Youngstown State
- Has recorded double figures for tackles in a game 12 times in his career

SDSU SINGLE-SEASON TACKLES

1. Ross Shafrath, 2012	150
2. R.C. Kilgore, 2013	134
3. Christian Rozeboom, 2016	132
4. Christian Rozeboom, 2017	127
5. Adam Bock, 2021.....	125
6. T.J. Lally, 2014	117
7. Chris Coquette, 2004.....	115
8. Christian Rozeboom, 2019	111
9. Jimmy Rogers, 2007	110
Jesse Bobbit, 2016	110

Note: Tackles not officially recognized as an NCAA statistic until 2000

ADAM BOCK'S CAREER STATISTICS

YEAR	G	SOLO	AST	TOTAL	TFL-Yds	SACK-Yds	PBU	INT-Yds	BK	FR-Yds	FF
2019	4	3	1	4	0-0	0-0	0	0-0	0	0-0	0
2020-21	10	36	38	74	5.5-20	2.0-15	0	0-0	0	0-0	0
2021	15	66	59	125	9.5-31	2.5-15	6	2-55	1	0-0	2
2022	11	39	37	76	7.5-26	4.0-17	0	0-0	0	1-0	1
2023	5	14	14	28	2.5-12	2.0-11	0	0-0	0	0-0	1
CAREER	45	158	149	307	25.0-89	10.5-58	6	2-55	1	1-0	4

ADAM BOCK'S 2019 GAME-BY-GAME STATISTICS

Game	Solo	Ast	Total	TFL-Yds	Sack-Yds	Int-Yds	FF	FR
Drake	0	0	0	0-0	0-0	0-0	0	0
North Dakota St.	0	0	0	0-0	0-0	0-0	0	0
Illinois State	2	0	2	0-0	0-0	0-0	0	0
Northern Iowa	1	1	2	0-0	0-0	0-0	0	0
Season Totals	3	1	4	0-0	0-0	0-0	0	0

ADAM BOCK'S 2020-21 GAME-BY-GAME STATISTICS

Game	Solo	Ast	Total	TFL-Yds	Sack-Yds	Int-Yds	FF	FR
Northern Iowa	4	1	5	1.0-7	1.0-7	0-0	0	0
North Dakota	0	0	0	0-0	0-0	0-0	0	0
Western Illinois	3	5	8	0-0	0-0	0-0	0	0
Youngstown St.	1	1	2	0-0	0-0	0-0	0	0
Southern Illinois	2	8	10	0-0	0-0	0-0	0	0
North Dakota St.	8	5	13	2.5-4	0-0	0-0	0	0
Holy Cross	3	6	9	0-0	0-0	0-0	0	0
Southern Illinois	7	6	13	1.0-1	0-0	0-0	0	0
Delaware	4	2	6	1.0-8	1.0-8	0-0	0	0
Sam Houston	4	4	8	0-0	0-0	0-0	0	0
Season Totals	36	38	74	5.5-20	2.0-15	0-0	0	0

ADAM BOCK'S 2021 GAME-BY-GAME STATISTICS

Game	Solo	Ast	Total	TFL-Yds	Sack-Yds	Int-Yds	FF	FR
Colorado State	7	1	8	2.0-3	0-0	0-0	0	0
Lindenwood	2	1	3	0-0	0-0	0-0	0	0
Indiana State	0	10	10	0.5-0	0-0	1-16	0	0
Dixie State	2	1	3	0-0	0-0	0-0	0	0
Southern Illinois	10	7	17	0.5-2	0.5-2	0-0	1	0
Western Illinois	5	2	7	0-0	0-0	0-0	0	0
Northern Iowa	6	4	10	0-0	0-0	0-0	0	0
Youngstown St.	2	1	3	0.5-1	0-0	0-0	0	0
North Dakota St.	5	8	13	2.5-8	1.0-2	0-0	1	0
South Dakota	11	3	14	2.0-13	1.0-11	0-0	0	0
North Dakota	5	7	12	1.0-2	0-0	0-0	0	0
UC Davis	3	3	6	0-0	0-0	0-0	0	0
Sacramento St.	1	5	6	0-0	0-0	0-0	0	0
Villanova	3	4	7	0-0	0-0	0-0	0	0
Montana State	4	2	6	0.5-2	0-0	0-0	0	0
Season Totals	66	59	125	9.5-31	2.5-15	1-16	2	0

Note: Blocked and returned extra point for 2-point defensive conversion Oct. 30 at Youngstown State

JACKRABBITS TO WATCH

ADAM BOCK'S 2022 GAME-BY-GAME STATISTICS

Game	Solo	Ast	Total	TFL-Yds	Sack-Yds	Int-Yds	FF	FR
Iowa	6	7	13	0-0	0-0	0-0	1	1
UC Davis	6	3	9	1.0-1	0-0	0-0	0	0
Butler	3	1	4	0-0	0-0	0-0	0	0
Missouri State	4	3	7	1.0-5	1.0-5	0-0	0	0
Western Illinois	8	2	10	0-0	0-0	0-0	0	0
South Dakota	3	4	7	2.5-10	2.0-9	0-0	0	0
North Dakota St.	1	6	7	0-0	0-0	0-0	0	0
North Dakota	1	0	1	0-0	0-0	0-0	0	0
Indiana St.	DNP-Injury							
Northern Iowa	DNP-Injury							
Illinois State	DNP-Injury							
Delaware	DNP-Injury							
Holy Cross	1	3	4	0.5-4	0-0	0-0	0	0
Montana State	6	2	8	2.5-6	1.0-3	0-0	0	0
North Dakota St.	0	6	6	0-0	0-0	0-0	0	0
Season Totals	39	37	76	7.5-26	4.0-17	0-0	1	1

ADAM BOCK'S 2023 GAME-BY-GAME STATISTICS

Game	Solo	Ast	Total	TFL-Yds	Sack-Yds	Int-Yds	FF	FR
Western Oregon	DNP-Injury							
Montana State	DNP-Injury							
Drake	DNP-Injury							
North Dakota	5	5	10	1.5-9	1.0-8	0-0	0	0
Illinois State	DNP-Injury							
Northern Iowa	DNP-Injury							
Southern Illinois	2	0	2	0-0	0-0	0-0	0	0
South Dakota	3	2	5	0-0	0-0	0-0	0	0
North Dakota St.	2	2	4	0-0	0-0	0-0	1	0
Youngstown St.	2	5	7	1.0-3	1.0-3	0-0	0	0
Missouri State								
Season Totals	14	14	28	2.5-12	2.0-11	0-0	1	0



22-ISAIAH DAVIS

6-1 220, Senior • Running Back
Joplin, Missouri (Joplin H.S.)

FOOTBALL HONORS AND HIGHLIGHTS:

- Walter Payton Award Finalist (2023)
- HERO Sports FCS Sophomore All-America Team (2021)
- HERO Sports FCS Freshman All-America Team (2020-21)
- Phil Steele Co-Spring FCS Playoff MVP (2020-21)
- Missouri Valley Football Conference Co-Offensive Player of the Year (2023)
- All-MVFC First Team (2022, 2023)
- All-MVFC Honorable Mention (2020-21)
- MVFC All-Newcomer Team (2020-21)
- MVFC Offensive Player of the Week (Oct. 1, 2022; Oct. 7, 2023)
- MVFC Commissioner's Academic Excellence Award (2021)
- MVFC Honor Roll (2020-21, 2021)
- Team Captain (2023)
- Led team in rushing yards (818) and touchdowns (10) as a true freshman during 2020-21 season and again during the 2022 season (1,451 rushing yards, 15 touchdowns)
- Has topped the 100-yard mark for rushing 21 times during career — nine times in FCS playoff games
- Scored a rushing touchdown in 11 consecutive games, covering his final 10 games of the 2022 season and the 2023 season opener
- In first career start, tallied 150 yards on 22 carries and scored three touchdowns, including a 45-yard score, in regular season road win at Southern Illinois on March 20, 2021
- Tallied 305 all-purpose yards (178 rushing, 114 kickoff returns, 13 receiving) in 2020-21 Football Championship Subdivision national title game, including career-long 85-yard touchdown run
- Began his collegiate career by rushing 81 times before being tackled for a loss

SDSU CAREER RUSHING YARDS

1. Josh Ranek, 1997-2001	6,744
2. Zach Zenner, 2011-14	6,548
3. Pierre Strong, Jr., 2018-21	4,527
4. Kyle Minett, 2007-10	4,277
5. Isaiah Davis, 2020-present	4,045
6. Anthony Watson, 2003-06	3,712
7. Dan Sonnek, 1984-87	3,304
8. Les Tuma, 1970-73	3,018
9. Cory Koenig, 2004-07	2,990
10. Brady Mengarelli, 2014-17	2,677

SDSU CAREER RUSHING TOUCHDOWNS

1. Josh Ranek, 1997-2001	62
2. Zach Zenner, 2011-14	61
3. Kyle Minett, 2007-10	47
4. Isaiah Davis, 2020-present	43
5. Pierre Strong, Jr., 2018-21	40
6. Jerry Welch, 1951-54	34
7. Dan Sonnek, 1984-87	32
8. Scott Nedved, 1998-2002	30
9. Anthony Watson, 2003-06	29
10. Darwin Gonnerman, 1966-68	26
Taryn Christion, 2015-18	26

SDSU CAREER SCORING

1. Josh Ranek, 1997-2001	426
2. Zach Zenner, 2011-14	416
3. Chase Vinatieri, 2016-19	374
4. Jake Wieneke, 2014-17	362
5. Kyle Minett, 2007-10	330
6. Parker Douglass, 2004-07	321
7. Justin Syrovatka, 2011-14	319
8. Isaiah Davis, 2020-present	268
9. Pierre Strong, Jr., 2018-21	258
10. Jerry Welch, 1951-54	221

ISAIAH DAVIS' CAREER STATISTICS

Year	Rush	Yds	Avg	TD	LG	Rec	Yds	TD	LG	KOR	Yds	Avg	TD	LG
2020-21	96	818	8.5	10	*85	7	107	0	36	7	228	32.6	0	50
2021	95	701	7.4	7	53	2	8	0	8	0	0	0.0	0	0
2022	249	1,451	5.8	15	*47	21	173	0	19	0	0	0.0	0	0
2023	162	1,075	6.6	11	49	18	159	1	*23	0	0	0.0	0	0
Career	602	4,045	6.7	43	*85	48	447	1	36	7	228	32.6	0	50

* denotes touchdown

ISAIAH DAVIS' 2020-21 GAME-BY-GAME STATISTICS

Game	Rush	Yds	TD	LG	Rec	Yds	TD	LG	KOR	Yds	TD	LG
Northern Iowa	1	2	0	2	1	18	0	18	0	0	0	0
North Dakota	2	6	0	6	0	0	0	0	0	0	0	0
Western Illinois	9	118	1	*40	0	0	0	0	1	28	0	28
Youngstown State	3	12	0	8	0	0	0	0	0	0	0	0
Southern Illinois	22	150	3	*45	0	0	0	0	1	36	0	36
North Dakota State	16	84	1	13	3	36	0	23	0	0	0	0
Holy Cross	10	156	1	*60	0	0	0	0	0	0	0	0
Southern Illinois	10	42	1	12	1	4	0	4	1	50	0	50
Delaware	9	70	0	36	1	36	0	36	0	0	0	0
Sam Houston	14	178	3	*85	1	13	0	13	4	114	0	40
Season Totals	96	818	10	*85	7	107	0	36	7	228	0	50

ISAIAH DAVIS' 2021 GAME-BY-GAME STATISTICS

Game	Rush	Yds	TD	LG	Rec	Yds	TD	LG	PR	Yds	TD	LG
Colorado State	15	84	1	32	0	0	0	0	1	1	0	1
Lindenwood	3	41	0	24	0	0	0	0	0	0	0	0
North Dakota	9	64	0	22	0	0	0	0	0	0	0	0
UC Davis	15	217	1	53	0	0	0	0	0	0	0	0
Sacramento State	19	108	2	11	1	8	0	8	1	17	0	17
Villanova	25	174	3	32	0	0	0	0	0	0	0	0
Montana State	9	13	0	8	1	0	0	0	0	0	0	0
Season Totals	95	701	7	53	2	8	0	8	2	18	0	17

Note: Missed eight games due to injury

JACKRABBITS TO WATCH

SDSU SINGLE-SEASON RUSHING YARDS

1. Josh Ranek, 1999	2,055
2. Zach Zenner, 2012	2,044
3. Zach Zenner, 2014	2,019
4. Zach Zenner, 2013	2,015
5. Josh Ranek, 1998	1,881
6. Josh Ranek, 2001	1,804
7. Pierre Strong, Jr.; 2021	1,686
8. Dan Sonnek, 1985	1,518
9. Isaiah Davis, 2022.....	1,451
10. Rick Wegher, 1984	1,317

SDSU SINGLE-SEASON RUSHING TOUCHDOWNS

1. Josh Ranek, 1999	25
2. Zach Zenner, 2013	23
3. Zach Zenner, 2014	22
4. Josh Ranek, 2001	18
Pierre Strong, Jr; 2021	18
6. Kyle Minett, 2009.....	16
7. Dan Nelson, 1993	15
Paul Klinger, 1994	15
Cory Koenig, 2007.....	15
Isaiah Davis, 2022	15

ISIAH DAVIS' 2022 GAME-BY-GAME STATISTICS

Game	Rush	Yds	TD	LG	Rec	Yds	TD	LG	PR	Yds	TD	LG
Iowa	18	50	0	12	5	32	0	12	0	0	0	0
UC Davis	25	112	0	13	0	0	0	0	0	0	0	0
Butler	11	74	0	14	1	17	0	17	0	0	0	0
Missouri State	20	83	0	16	1	7	0	7	0	0	0	0
Western Illinois	27	199	2	38	2	16	0	14	0	0	0	0
South Dakota	15	108	3	*47	1	6	0	6	0	0	0	0
North Dakota St.	14	114	1	27	0	0	0	0	0	0	0	0
North Dakota	DNP-Injury											
Indiana State	7	37	2	10	0	0	0	0	0	0	0	0
Northern Iowa	24	105	1	9	5	34	0	19	0	0	0	0
Illinois State	16	50	1	8	3	33	0	13	0	0	0	0
Delaware	14	104	2	35	0	0	0	0	0	0	0	0
Holy Cross	20	154	1	27	1	0	0	0	0	0	0	0
Montana State	16	158	1	41	0	0	0	0	0	0	0	0
North Dakota St.	22	103	1	25	2	28	0	16	0	0	0	0
Season Totals	249	1,451	15	*47	21	173	0	19	0	0	0	0

*Denotes touchdown

ISIAH DAVIS' 2023 GAME-BY-GAME STATISTICS

Game	Rush	Yds	TD	LG	Rec	Yds	TD	LG	PR	Yds	TD	LG
Western Oregon	4	19	1	11	1	9	0	9	0	0	0	0
Montana State	12	66	0	16	2	22	0	11	0	0	0	0
Drake	8	77	0	28	3	47	1	*23	0	0	0	0
North Dakota	16	132	3	22	3	18	0	9	0	0	0	0
Illinois State	20	197	2	49	1	2	0	2	0	0	0	0
Northern Iowa	17	103	1	15	1	4	0	4	0	0	0	0
Southern Illinois	15	91	1	39	2	11	0	9	0	0	0	0
South Dakota	17	69	0	13	3	32	0	13	0	0	0	0
North Dakota St.	17	106	1	27	0	0	0	0	0	0	0	0
Youngstown State	19	130	1	25	2	14	0	10	0	0	0	0
Missouri State	17	85	1	13	0	0	0	0	0	0	0	0
Season Totals	162	1,975	11	49	18	159	1	*23	0	0	0	0



11-MARK GRONOWSKI

6-3, 225, Junior • Quarterback

Naperville, Illinois (Neuqua Valley H.S.)

FOOTBALL HONORS AND HIGHLIGHTS:

- Walter Payton Award Finalist (2023)
- Phil Steele FCS Freshman of the Year (2020-21)
- Stats Perform Jerry Rice Award Finalist/Runner-up (2020-21)
- HERO Sports FCS Freshman All-America Team (2020-21)
- HERO Sports FCS Sophomore All-America Team (2022)
- Missouri Valley Football Conference Offensive Player of the Year (2020-21); Co-Offensive Player of the Year (2023)
- MVFC Newcomer/Freshman of the Year (2020-21)
- All-MVFC First Team (2020-21, 2023)
- All-MVFC Second Team (2022)
- Stats Perform FCS National Freshman Player of the Week (Feb. 19, 2021)
- MVFC Offensive Player of the Week (March 6, 2021; Sept. 24, 2022; Oct. 22, 2022)
- MVFC Newcomer of the Week (Feb. 19, 2021; April 17, 2021)
- Has passed and rushed for touchdowns in the same game 21 times in 36 career starts, including an 11-game streak between the 2022 (last five games) and 2023 (first six games) seasons
- College Sports Communicators Academic All-District (2022)
- MVFC Scholar-Athlete First Team (2022)
- MVFC Commissioner's Academic Excellence Award (2021, 2022)
- MVFC Honor Roll (2020-21, 2021, 2022)
- Team Captain (2022, 2023)

SDSU CAREER PASSING YARDS

1. Taryn Christion, 2015-18	11,535
2. Austin Sumner, 2011-14	9,458
5. Mark Gronowski, 2020-present	6,568
3. Ryan Berry, 2005-08	6,023
4. Ted Wahl, 1985-88	6,016
6. Brad Nelson, 2001-04	5,382
7. Andy Rennerfeldt, 1997-2000	5,377
8. Dan Fjeldheim, 1999-2002	5,176
9. Todd McDonald, 1990-93	4,999
10. Mike Busch, 1984-85	4,980

SDSU SINGLE-SEASON PASSING YARDS

1. Taryn Christion, 2016	3,714
2. Taryn Christion, 2017	3,515
3. Chris Oladokun, 2021	3,164
4. Brad Nelson, 2003	3,141
5. Ryan Berry, 2008	3,106
6. Taryn Christion, 2018	3,020
7. Austin Sumner, 2013	2,999
8. Mark Gronowski, 2022	2,967
9. Todd McDonald, 1993	2,715
10. Dan Fjeldheim, 2002	2,663

MARK GRONOWSKI'S CAREER STATISTICS

Year	GP	Eff.	Comp	Att	Int	Pct.	Yds	TD	LG	Rush	Yds	TD	LG
2020-21	10	150.51	108	188	3	57.4	1,565	15	*76	83	577	7	*80
2021													
2022	15	156.47	232	356	5	65.2	2,967	26	57	111	408	12	51
2023	11	184.08	159	232	3	68.5	2,359	23	*60	61	220	7	*20
Career	36	163.28	499	776	11	64.3	6,891	64	*76	255	1,205	26	*80

* denotes touchdown

MARK GRONOWSKI'S 2020 GAME-BY-GAME STATISTICS

Game	Comp	Att	Int	Yds	TD	LG	Rush	Yds	TD	LG
^Northern Iowa	19	29	0	194	2	43	10	24	1	13
^North Dakota	16	32	2	309	2	*76	7	-5	0	5
^Western Illinois	12	19	0	178	2	*44	4	120	2	*80
^Youngstown State	12	28	1	158	1	39	9	15	1	8
^Southern Illinois	7	11	0	63	0	20	13	103	2	17
^North Dakota State	10	14	0	149	1	28	16	126	0	55
^Holy Cross	12	21	0	153	3	*45	2	15	0	9
^Southern Illinois	9	16	0	183	2	31	13	142	1	*67
^Delaware+	10	16	0	162	2	36	7	27	0	13
^Sam Houston	1	2	0	16	0	16	2	10	0	3
Season Totals	108	188	3	1,565	15	*76	83	577	7	*80

^ started game

+ caught 24-yard touchdown pass

JACKRABBITS TO WATCH

SDSU CAREER

PASSING TOUCHDOWNS

1. Taryn Christion, 2015-18	104
2. Austin Sumner, 2011-14	65
3. Mark Gronowski, 2020-present	62
4. Ryan Berry, 2005-08	56
5. Brad Nelson, 2001-04	47
6. Ted Wahl, 1985-88	43
7. Ron Meyer, 1963-65	41
8. Todd McDonald, 1990-93	36
Noel Bouché, 1996-98	36
10. Dan Fjeldheim, 1999-2002	32
Andy Rennerfeldt, 1997-2000	32

SINGLE-SEASON

PASSING TOUCHDOWNS

1. Taryn Christion, 2017	35
2. Taryn Christion, 2018	32
3. Ryan Berry, 2008	30
Taryn Christion, 2016	30
5. Brad Nelson, 2003	27
6. Mark Gronowski, 2022	26
7. Todd McDonald, 1993	25
Chris Oladokun, 2021	25
9. Mark Gronowski, 2023	21
10. Brad Nelson, 2004	20

MARK GRONOWSKI'S 2022 GAME-BY-GAME STATISTICS

Game	Comp	Att	Int	Yds	TD	LG	Rush	Yds	TD	LG
^Iowa	10	26	0	87	0	20	10	-21	0	3
^UC Davis	13	21	2	110	1	17	7	9	2	7
^Butler	17	25	0	279	3	54	8	55	1	23
^Missouri State	22	29	0	319	4	*40	7	9	0	7
^Western Illinois	17	33	0	188	1	20	3	8	1	11
^South Dakota	12	20	1	136	1	*28	9	43	0	8
^North Dakota State	16	21	0	152	0	39	9	2	0	14
^North Dakota	15	20	0	197	3	39	6	20	2	10
^Indiana State	22	28	0	233	3	24	2	9	1	7
^Northern Iowa	21	34	1	263	1	57	4	20	0	11
^Illinois State	20	28	1	283	1	51	13	25	1	14
^Delaware	11	15	0	131	1	34	8	73	1	51
^Holy Cross	12	22	0	177	2	44	10	47	1	18
^Montana State	10	13	0	189	2	38	10	52	1	16
^North Dakota State	14	21	0	223	3	44	5	57	1	*51
Season Totals	232	356	5	2,967	26	57	111	408	12	*51

MARK GRONOWSKI'S 2023 GAME-BY-GAME STATISTICS

Game	Comp	Att	Int	Yds	TD	LG	Rush	Yds	TD	LG
^Western Oregon	8	10	0	121	1	*31	2	11	1	*6
^Montana State	13	22	0	184	2	40	10	26	1	*20
^Drake	18	25	1	226	5	24	3	19	1	11
^North Dakota	13	22	0	167	1	27	4	22	1	14
^Illinois State	11	17	0	171	3	*60	8	38	1	*14
^Northern Iowa	21	26	0	291	3	38	7	30	1	11
^Southern Illinois	15	21	1	161	1	*49	5	-9	0	8
^South Dakota	13	19	1	207	0	52	7	43	0	13
^North Dakota State	12	19	0	213	2	*46	7	10	0	10
^Youngstown State	19	28	0	295	3	*56	1	5	0	5
^Missouri State	16	23	0	323	2	40	7	25	1	14
Season Totals	159	232	3	2,359	23	*60	61	220	7	*20



10-JAXON JANKE

6-3, 210, Senior • Wide Receiver

Madison, South Dakota (Madison H.S.)

FOOTBALL HONORS AND HIGHLIGHTS:

- All-Missouri Valley Football Conference Second Team (2020-21, 2021, 2022)
- Honorable Mention All-MVFC (2023)
- HERO Sports FCS Sophomore All-America Team (2020-21)
- HERO Sports FCS Freshman All-America First Team (2019)
- Phil Steele FCS Freshman All-America First Team (2019)
- MVFC All-Newcomer Team (2019)
- MVFC Special Teams Player of the Week (Sept. 7, 2019)
- College Sports Communicators Academic All-District (2022)
- MVFC Scholar-Athlete Second Team (2022)
- MVFC All-Academic Honorable Mention (2020-21, 2021)
- MVFC Commissioner's Academic Excellence Award (2019, 2020-21, 2021, 2022)
- MVFC Honor Roll (2019, 2020-21, 2021, 2022)
- Led team in receptions and receiving yards three times: 2020-21 (32-473), 2021 (72-1,165) and 2022 (60-857)
- Has topped the 100-yard mark for receiving eight times during career, including seven times in 2021
- Has caught two touchdown passes in a game four times in his career
- Ranks second in SDSU history in career receptions (229, third in receiving yards (3,450) and fifth in career receiving touchdowns (27)
- Has a streak of a reception in 44 consecutive games in which he has played

JAXON JANKE'S CAREER STATISTICS

Year	Rec	Yds	Avg	TD	LG	PR	Yds	Avg	TD	LG	KOR	Yds	Avg	LG
2018	0	0	0.0	0	0	2	34	17.0	0	18	0	0	0.0	0
2019	29	353	12.2	4	38	27	289	10.7	1	*77	3	46	15.3	20
2020-21	32	473	14.8	6	*76	8	106	13.3	0	55	0	0	0.0	0
2021	72	1,165	16.2	5	55	0	0	0.0	0	0	0	0	0.0	0
2022	60	857	14.3	9	44	3	58	19.3	0	49	0	0	0.0	0
2023	36	602	16.7	3	*60	0	0	0.0	0	0	0	0	0.0	0
Career	229	3,450	15.1	27	*76	40	487	12.2	1	*77	3	46	15.3	20

* denotes touchdown

Note. Has four rushing attempts for 55 yards in career

JAXON JANKE'S 2018 GAME-BY-GAME STATISTICS

Game	Rec	Yds	TD	LG	PR	Yds	TD	LG	KOR	Yds	LG
Indiana State	0	0	0	0	0	0	0	0	0	0	0
Youngstown St.	0	0	0	0	0	0	0	0	0	0	0
Illinois State	0	0	0	0	2	34	0	18	0	0	0
North Dakota St.	0	0	0	0	0	0	0	0	0	0	0
Season Totals	0	0	0	0	2	34	0	18	0	0	0

JAXON JANKE'S 2019 GAME-BY-GAME STATISTICS

Game	Rec	Yds	TD	LG	PR	Yds	TD	LG	KOR	Yds	LG
Minnesota	2	20	0	11	0	0	0	0	0	0	0
Long Island	0	0	0	0	4	111	1	*77	0	0	0
Drake	1	12	0	12	3	14	0	11	0	0	0
Southern Utah	2	52	0	28	1	3	0	3	0	0	0
Southern Illinois	3	20	2	*12	3	8	0	11	1	14	14
Youngstown St.	4	32	0	17	2	34	0	19	1	12	12
Indiana State	3	47	1	*23	2	7	0	8	0	0	0
North Dakota St.	1	7	0	7	2	10	0	7	0	0	0
Missouri State	2	21	0	13	1	4	0	4	0	0	0
Illinois State	2	61	0	38	2	21	0	11	1	20	20
Northern Iowa	4	20	1	*10	3	48	0	34	0	0	0
South Dakota	3	41	0	26	2	12	0	8	0	0	0
Northern Iowa	2	20	0	15	2	17	0	8	0	0	0
Season Totals	29	353	4	38	27	289	1	*77	3	46	20

JAXON JANKE'S 2020-21 GAME-BY-GAME STATISTICS

Game	Rec	Yds	TD	LG	PR	Yds	TD	LG	KOR	Yds	LG
Northern Iowa	4	29	1	12	1	14	0	14	0	0	0
North Dakota	7	161	2	*76	0	0	0	0	0	0	0
Western Illinois	4	68	0	42	1	5	0	5	0	0	0
Youngstown St.	3	19	1	*8	1	3	0	3	0	0	0
Southern Illinois	2	36	0	20	0	0	0	0	0	0	0
North Dakota St.	0	0	0	0	2	17	0	16	0	0	0
Holy Cross	5	37	1	*11	2	12	0	6	0	0	0
Southern Illinois	1	24	0	24	0	0	0	0	0	0	0
Delaware	3	64	1	*30	1	55	0	55	0	0	0
Sam Houston	3	35	0	16	0	0	0	0	0	0	0
Season Totals	32	473	6	*76	8	106	0	55	0	0	0

JACKRABBITS TO WATCH

JAXON JANKE'S 2021 GAME-BY-GAME STATISTICS

Game	Rec	Yds	TD	LG	PR	Yds	TD	LG	KOR	Yds	LG
Colorado State	3	58	0	22	0	0	0	0	0	0	0
Lindenwood	2	64	0	55	0	0	0	0	0	0	0
Indiana State	2	47	1	42	0	0	0	0	0	0	0
Dixie State	2	48	0	39	0	0	0	0	0	0	0
Southern Illinois	3	38	0	18	0	0	0	0	0	0	0
Western Illinois	9	101	1	32	0	0	0	0	0	0	0
Northern Iowa	4	83	0	28	0	0	0	0	0	0	0
Youngstown St.	7	111	0	22	0	0	0	0	0	0	0
North Dakota St.	6	118	0	38	0	0	0	0	0	0	0
South Dakota	7	105	0	49	0	0	0	0	0	0	0
North Dakota	8	103	1	24	0	0	0	0	0	0	0
UC Davis	2	18	0	13	0	0	0	0	0	0	0
Sacramento St.	5	48	0	16	0	0	0	0	0	0	0
Villanova	6	119	2	39	0	0	0	0	0	0	0
Montana State	6	104	0	35	0	0	0	0	0	0	0
Season Totals	72	1,165	5	55	0	0	0	0	0	0	0

Note: Recorded one rushing attempt for 7 yards versus Southern Illinois

JAXON JANKE'S 2023 GAME-BY-GAME STATISTICS

Game	Rec	Yds	TD	LG	PR	Yds	TD	LG	Rush	Yds	LG
Western Ore.	3	41	0	20	0	0	0	0	0	0	0
Montana State	3	28	0	11	0	0	0	0	1	9	9
Drake	7	85	1	23	0	0	0	0	1	25	25
North Dakota	3	51	1	27	0	0	0	0	0	0	0
Illinois State	5	88	1	*60	0	0	0	0	0	0	0
Northern Iowa	3	56	0	38	0	0	0	0	0	0	0
Southern Illinois	2	16	0	10	0	0	0	0	0	0	0
South Dakota	3	93	0	52	0	0	0	0	0	0	0
North Dakota St.	4	79	0	32	0	0	0	0	0	0	0
Youngstown St.	DNP-Injury										
Missouri State	3	65	0	35	0	0	0	0	0	0	0
Season Totals	36	602	3	*60	0	0	0	0	2	34	25

Note: Attempted and completed one pass for 2 yards at Illinois State

JAXON JANKE'S 2022 GAME-BY-GAME STATISTICS

Game	Rec	Yds	TD	LG	PR	Yds	TD	LG	KOR	Yds	LG
Iowa	2	24	0	20	1	8	0	8	0	0	0
UC Davis	3	36	0	15	0	0	0	0	0	0	0
Butler	2	21	1	14	0	0	0	0	0	0	0
Missouri State	6	83	1	22	0	0	0	0	0	0	0
Western Illinois	9	94	1	19	0	0	0	0	0	0	0
South Dakota	4	76	1	*28	0	0	0	0	0	0	0
North Dakota St.	4	27	0	21	0	0	0	0	0	0	0
North Dakota	3	33	1	18	0	0	0	0	0	0	0
Indiana State	5	82	0	24	2	50	0	49	0	0	0
Northern Iowa	4	60	0	21	0	0	0	0	0	0	0
Illinois State	4	67	0	21	0	0	0	0	0	0	0
Delaware	4	38	1	14	0	0	0	0	0	0	0
Holy Cross	4	82	1	44	0	0	0	0	0	0	0
Montana State	3	74	0	38	0	0	0	0	0	0	0
North Dakota St.	3	60	2	30	0	0	0	0	0	0	0
Season Totals	60	857	9	44	3	58	0	49	0	0	0

Note: Recorded one rushing attempt for 14 yards versus Missouri State

FOOTBALL CHAMPIONSHIP SUBDIVISION POLLS

STATS PERFORM FCS POLL — NOV. 20

PL.	SCHOOL	2023 RECORD	POINTS	PR
1.	<i>South Dakota State [56]</i>	11-0	1,400	1
2.	Montana	10-1	1,344	3
3.	South Dakota	9-2	1,280	5
4.	Idaho	8-3	1,191	6
5.	Montana State	8-3	1,088	4
6.	Villanova	9-2	1,052	10
7.	Furman	9-2	1,000	2
8.	North Dakota State	8-3	995	9
9.	Albany	9-3	963	12
10.	Florida A&M	10-1	828	11
11.	Delaware	9-3	802	7
12.	North Dakota	7-5	754	13
13.	Austin Peay	9-3	751	15
14.	Southern Illinois	8-4	588	16
15.	Sacramento State	8-4	574	8
16.	North Carolina Central	9-3	547	17
17.	Mercer	9-3	427	21
18.	Chattanooga	8-4	410	18
19.	Incarnate Word	8-2	396	20
20.	Lafayette	9-3	268	24
21.	Youngstown State	8-4	266	25
22.	Richmond	9-3	263	NR
23.	Western Carolina	7-4	230	14
24.	UT Martin	8-3	194	19
25.	UC Davis	7-4	179	NR

Notes: First-place votes in brackets; opponents listed in **bold**

Others receiving votes: Tarleton, 83; **Northern Iowa, 73**; Nicholls, 59; Gardner-Webb, 47; **Drake, 38**; Holy Cross, 38; Central Arkansas, 29; Eastern Illinois, 16; Duquesne, 11; Harvard, 11; Yale, 5.

AFCA FCS COACHES' POLL — NOV. 20

PL.	SCHOOL	2023 RECORD	POINTS	PR
1.	<i>South Dakota State [24]</i>	11-0	600	1
2.	Montana	10-1	570	3
3.	South Dakota	9-2	552	5
4.	Idaho	8-3	479	8
5.	Florida A&M	10-1	454	7
6.	Furman	9-2	447	2
7.	North Dakota State	8-3	443	9
8.	Montana State	8-3	413	4
9.	Villanova	9-2	399	15
10.	Austin Peay	9-3	382	12
11.	Incarnate Word	8-2	317	11
12.	Delaware	9-3	310	6
13.	North Carolina Central	9-3	290	14
14.	North Dakota	7-5	260	17
15.	Albany	9-3	257	23
16.	Sacramento State	7-4	209	10
17.	Southern Illinois	8-4	204	T20
18.	Lafayette	9-3	186	22
19.	Chattanooga	8-4	182	16
20.	Mercer	9-3	169	24
21.	UT Martin	8-3	162	13
22.	Holy Cross	7-4	75	25
23.	Youngstown State	8-4	68	NR
24.	Eastern Illinois	8-3	59	NR
25.	Richmond	8-3	57	NR

Notes: First-place votes in brackets; opponents listed in **bold**

Others receiving votes: Western Carolina, 46; UC Davis, 45; Harvard, 42; Central Arkansas, 32; Nicholls, 23; **Illinois State, 13**; Yale, 13; Gardner-Webb, 12; Tarleton, 11; **Drake, 5**; William & Mary, 5; Rhode Island, 4; Duquesne, 3; Bryant, 1; Samford, 1.

MISSOURI VALLEY FOOTBALL CONFERENCE

2023 MVFC STANDINGS

SCHOOL	CONFERENCE	PF	PA	OVERALL	PF	PA
South Dakota State	7-0	244	77	10-0	379	107
South Dakota	6-1	144	114	8-2	213	155
Northern Iowa	5-2	94	164	6-4	261	245
North Dakota State	4-3	221	139	7-3	349	187
Illinois State	4-3	238	172	6-4	340	203
North Dakota	4-3	210	181	6-4	320	252
Youngstown State	4-3	207	188	6-4	314	261
Southern Illinois	3-4	153	122	6-4	242	181
Missouri State	3-4	204	198	4-6	311	298
Murray State	1-6	111	248	2-8	166	349
Indiana State	1-6	125	179	1-9	139	292
Western Illinois	0-7	54	323	0-10	132	461

RESULTS AND SCHEDULE

FCS PLAYOFF GAMES — NOV. 25

Mercer 17, Gardner-Webb 7
 Youngstown State 40, Duquesne 7
 Richmond 49, North Carolina Central 27
 Southern Illinois 35, Nicholls 0
 Sacramento State 42, North Dakota 35
 North Dakota State 66, Drake 3
 Chattanooga 24, Austin Peay 21
 Delaware 36, Lafayette 34

FCS PLAYOFF GAMES — DEC. 2

Richmond at No. 5 Albany, 11 a.m.
 Youngstown State at No. 8 Villanova, 11 a.m.
 Chattanooga at No. 7 Furman, noon
 Mercer at No. 1 South Dakota State, 1 p.m.
 Sacramento State at No. 3 South Dakota, 1 p.m.
 North Dakota State at No. 6 Montana State, 2 p.m.
 Delaware at No. 2 Montana, 8 p.m.
 Southern Illinois at No. 4 Idaho, 9 p.m.

All times Central

2023 PRESEASON POLL

1.	South Dakota State [44]	539
2.	North Dakota State [1]	492
3.	Northern Iowa	409
4.	North Dakota	399
5.	Southern Illinois	337
6.	Youngstown State	323
7.	Illinois State	269
8.	Missouri State	229
9.	South Dakota	226
10.	Indiana State	148
11.	Murray State	74
12.	Western Illinois	65



VERSUS RANKED OPPONENTS

Since moving to the Football Championship Subdivision at the start of the 2004 season, the Jackrabbits have compiled a 61-52 record versus ranked opponents.

Following is a year-by-year look at games against ranked opponents:

2004 0-3 record

- at #13 Cal Poly (L, 7-14)
- at #24 Montana State (L, 24-27)
- at #1 Georgia Southern (L, 7-63)

2005 0-5 record

- at #3 Montana (L, 0-7)
- #12 Cal Poly (L, 16-24)
- at #16 Texas State (L, 12-42)
- #19 Georgia Southern (L, 42-55)
- at #20 North Dakota State (L, 17-41)

2006 3-3 record

- at #6 Montana (L, 7-36)
- at #12 Northern Iowa (L, 17-27)
- at #16 McNeese State (W, 20-17)
- at #4 Cal Poly (W, 29-28)
- #16 UC Davis (W, 22-21)
- at #4 North Dakota State (L, 28-41)

2007 2-2 record

- at #6 Youngstown State (L, 17-23)
- #5 Northern Iowa (L, 17-31)
- #19 Cal Poly (W, 48-35)
- #1 North Dakota State (W, 29-24)

2008 3-4 record

- #14 Youngstown State (W, 40-7)
- #15 Western Illinois (W, 24-22)
- #8 Northern Iowa (L, 20-34)
- #4 McNeese State (L, 44-46 - 3OT)
- #3 Cal Poly (L, 28-42)
- #9 Southern Illinois (L, 35-38)
- at #24 North Dakota State (W, 25-24)

2009 1-3 record

- at #17 Cal Poly (L, 14-21)
- vs. #6 Northern Iowa (W, 24-14)
- vs. #3 Southern Illinois (L, 15-34)
- ^at #1 Montana (L, 48-61)

2010 2-3 record

- at #16 Delaware (L, 3-26)
- at #15 Northern Iowa (L, 14-24)
- vs. #20 Western Illinois (W, 33-29)
- at #15 Southern Illinois (W, 31-10)
- at #20 North Dakota State (L, 24-31)

2011 0-3 record

- vs. #23 Indiana State (L, 28-38)
- vs. #2 Northern Iowa (L, 14-31)
- vs. #3/5 North Dakota State (L, 14-38)

2012 3-2 record

- at #22/25 Indiana State (W, 24-10)
- vs. #21/22 Youngstown St. (W, 41-28)
- at #1/1 North Dakota State (L, 17-20)
- ^vs. #25 Eastern Illinois (W, 58-10)
- ^at #1/1 North Dakota State (L, 3-28)

2013 3-2 record

- vs. #1/1 North Dakota State (L, 0-20)
- vs. #17/18 Northern Iowa (W, 37-34 - 2 OT)
- at #15/18 Youngstown St. (W, 42-13)
- ^at #8/9 Northern Arizona (W, 26-7)
- ^at #3/3 Eastern Washington (L, 17-41)

2014 3-4 record

- at #22/22 Illinois State (L, 10-45)
- at #20/21 Northern Iowa (W, 31-28)
- vs. #16/17 Youngstown State (L, 27-30)
- at #1/1 North Dakota State (L, 17-37)
- at #17/19 Indiana State (W, 32-17)
- ^at #17/17 Montana State (W, 47-40)
- at #2/3 North Dakota State (L, 24-27)

2015 3-3 record

- vs. #2/3 North Dakota State (L, 7-28)
- vs. #19/21 Indiana State (W, 24-7)
- at #11/12 Youngstown State (W, 38-8)
- vs. #22/25 Northern Iowa (L, 7-10)
- vs. #2/2 Illinois State (W, 25-20)
- ^at #16/17 Montana (L, 17-24)

2016 4-1 record

- vs. #8/8 Western Illinois (W, 52-14)
- at #1/1 North Dakota State (W, 19-17)
- vs. #12/13 Youngstown State (W, 24-10)
- ^vs. #9/10 Villanova (W, 10-7)
- ^at #3/3 North Dakota State (L, 10-36)

2017 6-2 record

- at #5/6 Youngstown State (L, 7-19)
- at #12/14 Western Illinois (W, 52-48)
- vs. #2/2 North Dakota State (W, 33-21)
- vs. #17/20 Illinois State (W, 27-24 - OT)
- at #15/16 South Dakota (W, 31-28)
- ^vs. #20/21 Northern Iowa (W, 37-22)
- ^vs. #20/21 New Hampshire (W, 56-14)
- ^at #1/1 James Madison (L, 16-51)

2018 2-3 record

- at #1/1 North Dakota State (L, 17-21)
- at #25 Northern Iowa (L, 9-24)
- at #9/11 Illinois State (W, 38-28)
- ^at #2/2 Kennesaw State (W, 27-17)
- ^at #1/1 North Dakota State (L, 21-44)

2019 2-3 record

- at #17/19 Youngstown State (W, 38-28)
- vs. #1/1 North Dakota State (L, 16-23)
- vs. #11/12 Illinois State (L, 18-27)
- vs. #4/5 Northern Iowa (W, 38-7)
- ^vs. #6/6 Northern Iowa (L, 10-13)

2020-21 5-2 record

- at #3 Northern Iowa (W, 24-20)
- at #14 North Dakota (L, 17-28)
- at #5/5 Southern Illinois (W, 44-3)
- at #2/3 North Dakota State (W, 27-17)
- ^vs. #14/14 Southern Illinois (W, 31-26)
- ^vs. #5/5 Delaware (W, 33-3)
- ^vs. #4/4 Sam Houston (L, 21-23)

2021 4-4 record

- vs. #7/8 Southern Illinois (L, 41-42 OT)
- vs. #20/24 Northern Iowa (L, 17-26)
- vs. #2/2 North Dakota State (W, 27-19)
- at #17/19 South Dakota (L, 20-23)
- ^vs. #14/16 UC Davis (W, 56-24)
- ^at #8/12 Sacramento State (W, 31-29)
- ^vs. #6/7 Villanova (W, 35-21)
- ^at #7/9 Montana State (L, 17-31)

2022 8-0 record

- vs. #25 UC Davis (W, 24-22)
- at #4/6 Missouri State (W, 28-14)
- at #1/1 North Dakota State (W, 23-21)
- at #20 North Dakota (W, 49-35)
- ^vs. #23 Delaware (W, 42-6)
- ^vs. #6/7 Holy Cross (W, 42-21)
- ^vs. #3/3 Montana State (W, 39-18)
- ^vs. #4/4 North Dakota State (W, 45-24)

2023 7-0 record

- vs. #3/3 Montana State (W, 20-16)
- vs. #11/12 North Dakota (W, 42-21)
- at #22 Illinois State (W, 40-21)
- at #12/12 Southern Illinois (W, 17-10)
- at #4/9 South Dakota (W, 37-3)
- vs. #10/11 North Dakota St. (W, 33-16)
- at #22 Youngstown State (W, 34-0)

^denotes FCS playoff game

#1/1 SDSU 45, WESTERN OREGON 7

Aug. 31, 2023 • Dana J. Dykhouse Stadium (Att.: 16,258)

South Dakota State returned two interceptions for touchdowns in the first half and added more big plays on the offensive side of the ball to begin defense of its Football Championship Subdivision national title with a 45-7 victory over Western Oregon before a Dairy Drive crowd of 16,258 at Dana J. Dykhouse Stadium.

Top-ranked SDSU extended its school-record winning streak to 15 games in the season opener for both squads. The game also marked the first for the Jackrabbits under new head coach Jimmy Rogers.

SDSU scored on each of its first three offensive possessions in building a 35-0 lead through the first 20 minutes of the contest. The Jackrabbits took the opening kickoff and proceeded to march 72 yards on seven plays, the last 31 of which came on a Mark Gronowski pass to freshman wide receiver Griffin Wilde over the middle. Gronowski completed all four of his pass attempts on the drive for 58 yards.

Eighty seconds later, the SDSU defense tallied its first points of the night when DyShawn Gales deflected a pass into the hands of safety Colby Huerter, who returned the interception 54 yards for a touchdown.

The Jackrabbit lead grew to 21-0 later in the opening period when Isaiah Davis scampered around right end for a 4-yard touchdown run to finish off a seven-play, 52-yard drive.

SDSU's other starting safety, Tucker Large, got in the act early in the second quarter when he intercepted Gannon Winker's deep pass over the middle and weaved his way through traffic before following a convoy to the end zone for a 64-yard touchdown. It was the first interception by Large, who also returned a punt 25 yards in the opening quarter.

The Jackrabbits extended their lead to 42-0 with two more touchdowns in the second quarter — both on quarterback scrambles. First, Gronowski found paydirt from 6 yards out, while backup Chase Mason capped his first career drive directing the SDSU offense by slicing through the Wolves defense for a 33-yard scoring run.

Gronowski ended the night 8-for-10 passing for 121 yards, while Mason completed 5-of-9 attempts for 67 yards and added 40 rushing yards on three carries.

Reserves on both sides of the ball played the entire second half for the Jackrabbits. Hunter Dustman's 32-yard field goal late in the third period proved to be SDSU's only points of the second half.

Western Oregon, meanwhile, ended the shutout bid with a touchdown with 3 minutes and 47 seconds remaining in the game. Backup quarterback Jordan McCarty led the Wolves on a six-play, 78-yard drive that ended with McCarty scoring from 9 yards out. A 24-yard run by Jermaine Land on the preceding play gave WOU first and goal.

SDSU finished with a 403-209 advantage in total offense. Amar Johnson paced the Jackrabbit rushing attack with 70 yards on eight carries, while Wilde was the leading receiver with four catches for 79 yards.

McCarty was the leading rusher for WOU with 37 yards on eight carries and also completed both of his pass attempts for 40 yards. Winker ended the night 12-for-23 for only 67 yards and was picked off three times. Keyvaun Eady tallied four receptions for 39 yards.

Saiveon Williamson, starting in place of an injured Adam Bock at middle linebacker, registered a team-high eight stops for SDSU, including 1.5 tackles for loss.

Western Oregon's Daron Ulrich Jr. led all players with 11 stops.



Tucker Large returned an interception 64 yards for a touchdown on the first play of the second quarter and was one of two pick-sixes in the game for the Jackrabbits.

SCORE BY QUARTERS	1	2	3	4	FINAL
Western Oregon (0-1)	0	0	0	7	7
South Dakota State (1-0)	21	21	3	0	45

SCORING SUMMARY

1st	11:18	SDSU	—	Griffin Wilde 31 yd pass from Mark Gronowski (Hunter Dustman kick)
1st	9:58	SDSU	—	Colby Huerter 54 yd interception return (Dustman kick)
1st	2:17	SDSU	—	Isaiah Davis 4 yd run (Dustman kick)
2nd	14:41	SDSU	—	Tucker Large 64 yd interception return (Dustman kick)
2nd	10:13	SDSU	—	Mark Gronowski 6 yd run (Dustman kick)
2nd	00:55	SDSU	—	Chase Mason 33 yd run (Dustman kick)
3rd	5:34	SDSU	—	Dustman 32 yd field goal
4th	3:47	WOU	—	Jordan McCarty 9 yd run (Charlie Shulkin kick)

TEAM STATISTICS	WOU	SDSU
FIRST DOWNS	13	21
RUSHES-YARDS (NET)	29-102	34-209
PASSING YDS (NET)	107	194
Passes Att-Comp-Int	25-14-3	23-14-0
TOTAL OFFENSE PLAYS-YARDS	54-209	57-403
Punt Returns-Yards	0-0	3-3-0
Kickoff Returns-Yards	3-33	2-50
Interception Returns-Yards	0-0	3-118
Punts (Number-Avg)	6-28.8	1-51
Fumbles-Lost	0-0	0-0
Penalties-Yards	3-32	9-81
Possession Time	30:05	29:55
Third-Down Conversions	3 of 12	5 of 9
Fourth-Down Conversions	0 of 0	0 of 1
Red-Zone Scores-Chances	1-2	3-3
Sacks By: Number-Yards	0-0	0-0

RUSHING LEADERS: WOU - Jordan McCarty 8-37; Jermaine Land 1-24; Dominique Loggins 10-19; Austin Bacher 8-16; Gannon Winker 2-6. SDSU - Amar Johnson 8-70; Angel Johnson 10-48; Chase Mason 3-40; Isaiah Davis 4-19; Jon Bell 2-13; Mark Gronowski 2-11; Isaac Kracl 2-11; Kirby Vorhees 1-1. **PASSING LEADERS:** WOU - Gannon Winker 12-23-3 67; Jordan McCarty 2-2-0 40. SDSU - Mark Gronowski 8-10-0 121; Chase Mason 5-9-0 67; Jon Bell 1-4-0 6. **RECEIVING LEADERS:** WOU - Keyvaun Eady 4-39; Damon Hickok 3-40; Dominique Loggins 3-12; London Smalley 2-3. SDSU - Griffin Wilde 4-79; Jaxon Janke 3-41; Devon Cole Jr. 2-26; Graham Goering 1-13; Zach Heins 1-11; Isaiah Davis 1-9; Mike Morgan 1-9; Angel Johnson 1-6. **INTERCEPTIONS:** WOU - none. SDSU - Tucker Large 1-64; Colby Huerter 1-54; Kolten Tilford 1-0. **SACKS:** WOU - none. SDSU - none. **TACKLE LEADERS (UA-A-TOT):** WOU - Daron Ulrich Jr. 8-3-11; Luis Vicino 4-2-6; Dawson Muggy 6-0-6; Andrew Simpson 4-1-5; Malcolm Liufau 3-2-5. SDSU - Saiveon Williamson 3-5-8; Jason Freeman 3-2-5; DyShawn Gales 2-2-4; Caleb Francl 3-1-4; Matthew Durrance 3-1-4.

#1/1 SDSU 20, #3/3 MONTANA STATE 16

Sept. 9, 2023 • Dana J. Dykhouse Stadium (Att.: 19,332)

Top-ranked South Dakota State scored three second-half touchdowns and survived a wild finish to outlast third-ranked Montana State, 20-16, before a sold-out Beef Bowl crowd of 19,332 Sept. 9 at Dana J. Dykhouse Stadium.

The Jackrabbits, who took the lead for good on a 35-yard catch and touchdown run by freshman wide receiver Griffin Wilde, improved to 2-0 on the season and extended their school-record winning streak to 16 games. Montana State dropped to 1-1 overall.

The Bobcats controlled the first half, holding SDSU scoreless thanks to a stout defense and a ball-control, dual-quarterback offense that built a 2-to-1 advantage in time of possession. After forcing a fumble on the Jackrabbits' first offensive drive, MSU opened the scoring with a 10-play, 57-yard march. Tommy Mellott recorded a pair of 8-yard carries and completed a pair of passes for another 14 yards before turning the offense over to Sean Chambers, who rushed four times for 17 yards, ending the first scoring drive with a 2-yard run.

SDSU managed only 17 yards of total offense on nine plays in the first quarter and saw its struggles continue as the Bobcats extended their lead to 10-0 on a 27-yard field goal by Brendan Hall six minutes into the second quarter.

The Jackrabbits got the spark they needed on the first play from scrimmage of the second half when Amar Johnson scampered around left end for a 26-yard gain into Montana State territory. Six plays later, quarterback Mark Gronowski found the end zone from 20 yards out down the right sideline.

On their next possession, SDSU strung together an 11-play, 95-yard drive that lasted the final 5:55 of the third quarter and ended two plays and 45 seconds into the fourth quarter as Gronowski zipped a pass down the left hash to tight end Zach Heins for a 16-yard touchdown and a 13-10 lead.

However, SDSU missed the extra point as errors on special teams cropped in the fourth quarter. The Jackrabbits were able to overcome a 59-yard return by Marqui Johnson on the ensuing kickoff as Cale Reeder intercepted a Chambers pass over the middle.

Following the turnover, SDSU was forced to punt from the shadow of its own goal line and Julius Davis broke through to block Hunter Dustman's attempt, which was recovered at the 1-yard line. Chambers was stuffed shy of the goal line on each of the first two plays before the Bobcats were flagged for the second of what would be six false-start penalties going into the teeth of the Jackrabbit student section in the fourth quarter. Hall's second field goal, this time from 19 yards, tied the game at 13-all.

After another Jackrabbit punt midway through the final quarter, the Bobcats regained the lead on a 24-yard field goal by Hall. The Bobcats converted on fourth-and-1 near midfield on the first set of downs, but three more false-start miscues forced MSU to again settle for a field goal.

SDSU struck quickly to take the lead back, needing only two plays and 41 seconds to cover 75 yards. On the first play of the drive, Gronowski connected with Grahm Goering down the right sideline for 40 yards to the Bobcat 35. Then, Wilde caught a pass in the right flat from Gronowski at the line of scrimmage, made a group of Bobcat defenders miss en route to the end zone.

However, the game was far from over even though only 83 seconds remained on the clock. Taking over at their own 25, Chambers moved the Bobcats into scoring territory with both his arm and his legs. With nine ticks left on the clock and the ball at the SDSU 24, Chambers fired a pass over the middle to the back of the end zone that was caught by Clevan Thomas Jr. Originally, the play was ruled a touchdown, but after a lengthy review, was overturned as Thomas was deemed to have caught the ball with both feet out of bounds with one second remaining.

Chambers' final pass attempt of the night was under duress and fell short of the goal line, allowing the Jackrabbits to extend their home winning streak to 14 games dating back to the 2021 campaign.

SDSU finished with a 341-298 edge in total offense, including a 184-87 advantage through the air. Gronowski completed 13-of-22 passes for 184 yards



Griffin Wilde scored the game-winning touchdown on a 35-yard catch and run with 1 minute and 30 seconds remaining in the Sept. 9 showdown against Montana State.

with Jaxon Janke leading receivers with three catches for 28 yards. Wilde tallied two catches for 49 yards.

Isaiah Davis paced the ground game with 66 yards on 12 carries and added two catches for 22 yards.

Chambers ended the night with 90 rushing yards on 20 carries and converted 3-of-9 passing attempts for 53 yards. Mellott was a perfect 6-for-6 passing in the first half for 34 yards and contributed 46 rushing yards on 11 attempts.

Williamson and Colby Huerter each registered game-high 10 tackles for the Jackrabbits. Danny Uliulakepa, who forced the SDSU fumble on a strip-sack in the first half, tallied a team-best seven tackles for Montana State.

SCORE BY QUARTERS	1	2	3	4	FINAL
Montana State (1-1)	7	3	0	6	16
South Dakota State (1-0)	0	0	7	13	20

SCORING SUMMARY

1st	4:14	MSU – Sean Chambers 2 yd run (Brendan Hall kick)
2nd	8:49	MSU – Hall 27 yd field goal
3rd	10:49	SDSU – Mark Gronowski 20 yd run (Hunter Dustman kick)
4th	14:15	SDSU – Zach Heins 16 yd pass from Gronowski (kick failed)
4th	10:15	MSU – Hall 19 yd field goal
4th	2:04	MSU – Hall 24 yd field goal
4th	1:30	SDSU – Griffin Wilde 35 yd pass from Gronowski (Dustman kick)

TEAM STATISTICS	MSU	SDSU
FIRST DOWNS	17	20
RUSHES-YARDS (NET)	48-211	29-157
PASSING YDS (NET)	87	184
Passes Att-Comp-Int	15-9-1	22-13-0
TOTAL OFFENSE PLAYS-YARDS	63-298	51-341
Punt Returns-Yards	3-22	0-0
Kickoff Returns-Yards	3-89	0-0
Interception Returns-Yards	0-0	1-0
Punts (Number-Avg)	3-40.0	4-31.0
Fumbles-Lost	0-0	1-1
Penalties-Yards	12-80	7-75
Possession Time	35:23	24:37
Third-Down Conversions	4 of 12	5 of 9
Fourth-Down Conversions	1 of 1	0 of 0
Red-Zone Scores-Chances	4-5	2-2
Sacks By: Number-Yards	3-15	0-0

RUSHING LEADERS: MSU - Sean Chambers 20-90; Julius Davis 12-57; Tommy Mellott 11-46; Jared White 4-16. SDSU - Isaiah Davis 12-66; Amar Johnson 5-47; Mark Gronowski 10-26; Jaxon Janke 1-9; Angel Johnson 1-9. **PASSING LEADERS:** MSU - Sean Chambers 3-9-1 53; Tommy Mellott 6-6-0 34. SDSU - Mark Gronowski 13-22-0 184. **RECEIVING LEADERS:** MSU - Derryk Snell 3-38; Julius Davis 3-14. SDSU - Jaxon Janke 3-28; Griffin Wilde 2-49; Zach Heins 2-25; Isaiah Davis 2-22; Amar Johnson 2-19. **INTERCEPTIONS:** MSU - none. SDSU - Cale Reeder 1-0. **SACKS:** MSU - Rylan Ort 1.0-10; Danny Uliulakepa 1.0-3; Kenneth Eiden IV 1.0-2. SDSU - none. **TACKLE LEADERS (UA-A-TOT):** MSU - Danny Uliulakepa 4-3-7; Rylan Ort 5-1-6; Dru Polidore 2-3-5; McCade O'Reilly 2-3-5. SDSU - Saiveon Williamson 4-6-10; Colby Huerter 5-5-10; Cale Reeder 6-2-8; Tucker Large 7-0-7; Jason Freeman 1-4-5; DyShawn Gales 3-2-5; Isaiah Stalbird 1-4-5.

#1/1 SDSU 70, DRAKE 7

Sept. 16, 2023 • Target Field (Att.: 18,174)

MINNEAPOLIS — South Dakota State racked up its most points and yards in a game in five years, rolling past Drake, 70-7, Saturday in a nonconference football game Sept. 16 at Target Field.

Nine different players found the end zone for the top-ranked Jackrabbits, who improved to 3-0 on the season and ran their school-record winning streak to 17 games. Drake dropped to 0-3.

Drake put the first — and its only — points on the board before the crowd of 18,174 had a chance to settle into its seats. On the first play from scrimmage, Bulldog quarterback Luke Bailey connected with Colin Howard on a deep pass down the middle of the field for a 53-yard gain to the SDSU 30. Two plays and a penalty later, Bailey hooked up again with Howard for a 35-yard touchdown 2 minutes and 17 seconds into the contest.

From there, it was all Jackrabbits. SDSU needed only four plays to knot the game at 7-all as Isaiah Davis caught a short pass from Mark Gronowski and scored from 23 yards out.

On the next possession, SDSU converted twice on third and long after the Jackrabbits were set up in Drake territory after a 42-yard punt return by Tucker Large to the Bulldog 36. Tight end Kevin Brenner finished off the drive with a 3-yard touchdown reception from Gronowski.

The Jackrabbits pushed their lead to 35-7 with three more touchdowns in the second quarter. Gronowski tossed scoring passes of 13 yards to Zach Heins and 18 yards to freshman wide receiver Griffin Wilde around a 1-yard touchdown run by Amar Johnson. Large set up Johnson's touchdown with a 61-yard punt return to the Drake 18.

As a team, SDSU recorded 179 yards on six punt returns and added 73 more yards on a pair of kickoff returns by Amar Johnson. Large ended the day with what is believed to be a school-record 149 yards on four punt returns, with Devon Cole tallying 24 yards on his lone return and Dalys Beanum adding a 6-yard return.

Gronowski, who accounted for a career-high six touchdowns, ended his afternoon with a 5-yard touchdown run and a 1-yard touchdown pass to Jaxon Janke on the first two Jackrabbit drives of the third quarter. Gronowski, whose five touchdown passes also were a career best, completed 18-of-25 passes for 226 yards as he topped the 5,000-yard mark for his career.

Janke notched season highs of seven catches and 85 receiving yards as 10 different Jackrabbits caught passes on the day.

SDSU's final three touchdowns covered 20 or more yards, including two by Angel Johnson. First, Johnson closed out a 21-point third quarter with a 21-yard score, followed by a 66-yard touchdown run midway through the fourth quarter. In between, backup quarterback Chase Mason scampered 69 yards through the Bulldog defense for his second rushing touchdown of the season.

The Jackrabbits amassed 618 yards of total offense, including a 359-47 advantage on the ground. Angel Johnson paced the rushing attack with 90 yards on only four carries, while Davis gained 77 yards on eight attempts.

Bailey led Drake by going 16-of-29 for 201 yards through the air and gaining 25 yards on three rushing attempts.

Daeton Mcgaughy led all players with nine tackles, including a tackle for loss, for the Jackrabbits.



Angel Johnson scored second-half touchdowns on runs of 21 and 66 yards as South Dakota State cruised past Drake, 70-7, in a Sept. 16 game played at Target Field in Minneapolis.

SCORE BY QUARTERS	1	2	3	4	FINAL
Drake (0-3)	7	0	0	0	7
South Dakota State (3-0)	14	21	21	14	70

SCORING SUMMARY

1st	12:43	DU	Colin Howard 35 yd pass from Luke Bailey (Shane Dunning kick)
1st	10:37	SDSU	Isaiah Davis 23 yd pass from Mark Gronowski (Hunter Dustman kick)
1st	4:12	SDSU	Kevin Brenner 3 yd pass from Gronowski (Dustman kick)
2nd	10:28	SDSU	Zach Heins 13 yd pass from Gronowski (Dustman kick)
2nd	5:13	SDSU	Amar Johnson 1 yd run (Dustman kick)
2nd	2:08	SDSU	Griffin Wilde 18 yd pass from Gronowski (Dustman kick)
3rd	12:51	SDSU	Gronowski 5 yd run (Dustman kick)
3rd	8:34	SDSU	Jaxon Janke 1 yd pass from Gronowski (Dustman kick)
3rd	4:47	SDSU	Angel Johnson 21 yd run (Dustman kick)
4th	13:18	SDSU	Chase Mason 69 yd run (Dustman kick)
4th	8:18	SDSU	Angel Johnson 66 yd run (Dustman kick)

TEAM STATISTICS

	DU	SDSU
FIRST DOWNS	10	27
RUSHES-YARDS (NET)	27-47	33-359
PASSING YDS (NET)	220	259
Passes Att-Comp-Int	34-20-0	30-21-1
TOTAL OFFENSE PLAYS-YARDS	61-267	63-618
Punt Returns-Yards	1-3	6-179
Kickoff Returns-Yards	3-45	2-73
Interception Returns-Yards	1-0	0-0
Punts (Number-Avg)	10-38.4	2-39.5
Fumbles-Lost	0-0	0-0
Penalties-Yards	6-36	4-55
Possession Time	32:11	27:49
Third-Down Conversions	3 of 16	6 of 8
Fourth-Down Conversions	1 of 1	0 of 0
Red-Zone Scores-Chances	0-0	6-6
Sacks By: Number-Yards	0-0	0-0

RUSHING LEADERS: DU - Luke Bailey 3-25; Luke Woodson 7-17; Christian Galvan 6-6; Dorian Boyland 7-6. SDSU - Angel Johnson 4-90; Isaiah Davis 8-77; Chase Mason 1-69; Amar Johnson 12-63; Jaxon Janke 1-25; Mark Gronowski 3-19; Kirby Vorhees 4-16. **PASSING LEADERS:** DU - Luke Bailey 16-29-0 201; Blake Ellingson 4-5-0 19. SDSU - Mark Gronowski 18-25-1 226; Chase Mason 3-4-0 33; Jon Bell 0-1-0 0. **RECEIVING LEADERS:** DU - Christian Galvan 4-13; Colin Howard 3-103; Taj Hughes 3-46; Garrett Vander Leest 3-11; Sam Rodriguez 2-24; Tim Nesslage 2-9. SDSU - Jaxon Janke 7-85; Isaiah Davis 3-47; Mike Morgan 2-29; Zach Heins 2-21; Grahm Goering 2-19; Marcus Preston 1-20; Griffin Wilde 1-18; Greyton Gannon 1-11; Amar Johnson 1-6; Kevin Brenner 1-3. **INTERCEPTIONS:** DU - Tyler Radoch 1-0. SDSU - none. **SACKS:** DU - none. SDSU - none. **TACKLE LEADERS (UA-A-TOT):** DU - Sean Allison 5-1-6; Caleb Bowling 3-3-6; Tyler Radocha 3-2-5; Finn Claypool 2-2-4. SDSU - Daeton Mcgaughy 8-1-9; Saiveon Williamson 3-2-5; Cullen McShane 3-2-5; Graham Spalding 2-3-5; Jason Freeman 2-2-4.

#1/1 SDSU 42, #11/12 NORTH DAKOTA 21

Sept. 30, 2023 • Dana J. Dykhouse Stadium (Att.: 19,231)

An efficient offense coupled with a swarming defense propelled top-ranked South Dakota State to a 42-21 victory over North Dakota in the Missouri Valley Football Conference opener for both teams Sept. 30 at a sold-out Dana J. Dykhouse Stadium.

In winning their 18th consecutive game dating back to last season, the Jackrabbits improved to 4-0 on the season. UND, ranked 11th by the Football Championship Subdivision coaches and 12th in the Stats Perform media poll, dropped to 2-2 overall.

SDSU scored touchdowns on six of its first seven offensive possessions, including taking the opening kickoff and putting together a seven-play, 75-yard touchdown drive. The Jackrabbits established the run game on the opening series with all but one play on the opening series coming on the ground with quarterback Mark Gronowski plunging in from a yard out for the first score of the game.

After forcing a three-and-out on UND's first offensive possession the Jackrabbits' fast start continued with a nine-play, 77-yard drive. Isaiah Davis opened the drive with a 22-yard carry and Amar Johnson picked up three first downs with a 10-yard gain and receptions of 13 and 10 yards to set up a 6-yard Davis touchdown run for a 14-0 lead 10 minutes into the contest.

The two squads then traded nine-minute drives over the course of the remainder of the first half. UND established a short passing game to move into Jackrabbit territory and extended the drive thanks to an SDSU pass interference penalty before Quincy Vaughn was ruled to have broken the plane of the goal line from a yard out before losing control of the ball on the Fighting Hawks' second fourth-down attempt on a 15-play, 75-yard drive.

SDSU's only drive of the second quarter consumed 9 minutes and 36 seconds and consisted of 18 plays to cover 91 yards. The Jackrabbits converted four times on third down, including an 18-yard hookup between Gronowski and Jaxon Janke on third-and-17 that moved the ball to the UND 21. The Gronowski-to-Janke connection finished off the drive with a 6-yard touchdown with 40 seconds remaining in the opening half.

The Jackrabbit defense forced UND to punt three times in the third quarter while SDSU extended its lead to 35-7 on Davis touchdown runs of 3 and 1 yards, the latter of the two coming three plays into the fourth quarter.

UND put together a pair of 75-yard scoring drives in the final stanza, but Angel Johnson's 50-yard burst up the middle for a touchdown in between the two Fighting Hawk scores helped seal the SDSU victory.

Both teams ran 59 offensive plays, but the Jackrabbits held a 433-234 advantage in total offense, including a 266-68 edge in rushing. Davis, who missed the game at UND last season due to injury, ended the afternoon with 132 yards on 16 carries.

Gronowski completed 13-of-22 passes for 167 yards, including three completions to Jaxon Janke for 51 yards and three to Zach Heins for 46 yards.

UND starter Tommy Schuster was 19-for-24 passing for 118 yards with a 5-yard touchdown pass to Luke Skokna for the first Fighting Hawk touchdown of the fourth quarter. Backup Trey Feeney engineered the final scoring drive of the game for UND, completing 6-of-8 passes for 48 yards and finding the end zone on a 5-yard run.

In his first action of the season, Jackrabbit linebacker Adam Bock registered a game-high 10 tackles, including 1.5 tackles for loss with a sack. Fellow linebacker Isaiah Stalbird added eight stops.

Malachi Buckner led UND with seven tackles.



Isaiah Davis rushed for 132 yards and scored three touchdowns in South Dakota State's 42-21 victory over North Dakota in the Missouri Valley Football Conference opener for both teams Sept. 30.

SCORE BY QUARTERS	1	2	3	4	FINAL
North Dakota (2-2, 0-1)	0	7	0	14	21
South Dakota State (4-0, 1-0)	14	7	7	14	42

SCORING SUMMARY

1st	11:03	SDSU	–	Mark Gronowski 1 yd run (Hunter Dustman kick)
1st	4:42	SDSU	–	Isaiah Davis 6 yd run (Dustman kick)
2nd	10:24	UND	–	Quincy Vaughn 1 yd run (C.J. Elrichs kick)
2nd	00:40	SDSU	–	Jaxon Janke 6 yd pass from Gronowski (Dustman kick)
3rd	7:56	SDSU	–	Davis 3 yd run (Dustman kick)
4th	14:02	SDSU	–	Davis 1 yd run (Dustman kick)
4th	5:58	UND	–	Luke Skokna 5 yd pass from Tommy Schuster (Elrichs kick)
4th	3:28	SDSU	–	Angel Johnson 50 yd run (Dustman kick)
4th	00:45	UND	–	Trey Feeney 5 yd run (Elrichs kick)

TEAM STATISTICS

	UND	SDSU
FIRST DOWNS	17	26
RUSHES-YARDS (NET)	26-68	37-266
PASSING YDS (NET)	166	167
Passes Att-Comp-Int	33-25-0	22-13-0
TOTAL OFFENSE PLAYS-YARDS	59-234	59-433
Punt Returns-Yards	0-0	2-59
Kickoff Returns-Yards	2-30	1-17
Interception Returns-Yards	0-0	0-0
Punts (Number-Avg)	4-47.8	1-29.0
Fumbles-Lost	0-0	0-0
Penalties-Yards	3-17	6-68
Possession Time	29:39	30:21
Third-Down Conversions	6 of 13	6 of 8
Fourth-Down Conversions	1 of 1	1 of 1
Red-Zone Scores-Chances	3-3	5-5
Sacks By: Number-Yards	0-0	2-12

RUSHING LEADERS: UND - Gaven Ziebarth 5-22; Luke Skokna 4-17; Tommy Schuster 6-16; Quincy Vaughn 5-5; Trey Feeney 1-5; Isaiah Smith 4-3. SDSU - Isaiah Davis 16-132; Angel Johnson 2-58; Amar Johnson 13-56; Mark Gronowski 4-22. **PASSING LEADERS:** UND - Tommy Schuster 19-24-0 118; Trey Feeney 6-8-0 48. SDSU - Mark Gronowski 13-22-0 167. **RECEIVING LEADERS:** UND - Red Wilson 5-45; Bo Berlquist 4-23; Wesley Eliodor 4-16; Luke Skokna 3-20; Elijah Klein 2-23; Jaden Norby 2-19; Gaven Ziebarth 2-2. SDSU - Jaxon Janke 3-51; Zach Heins 3-46; Isaiah Davis 3-18; Amar Johnson 2-23; Jadon Janke 1-19; Angel Johnson 1-10. **INTERCEPTIONS:** UND - none. SDSU - none. **SACKS:** UND - none. SDSU - Adam Bock 1.0-8; Cade Terveer 1.0-4. **TACKLE LEADERS (UA-A-TOT):** UND - Malachi Buckner 5-2-7; Malachi McNeal 3-3-6; Kadon Kauppinen 3-3-6; Ted Mullin 2-3-5. SDSU - Adam Bock 5-5-10; Isaiah Stalbird 6-2-8; Jason Freeman 3-1-4; Graham Spalding 2-2-4.

#1/1 SDSU 40, #22 ILLINOIS STATE 21

Oct. 7, 2023 • Hancock Stadium (Att.: 8,272)

NORMAL, Ill. — Top-ranked South Dakota State got off to another fast start offensively and racked up 374 yards on the ground in posting a 40-21 victory over No. 22 Illinois State Oct. 7 at Hancock Stadium.

With their 19th consecutive victory dating back to last season, the Jackrabbits improved to 5-0 overall and 2-0 in the Missouri Valley Football Conference. Illinois State dropped to 3-2 overall and 1-1 in league play.

SDSU scored the first 20 points of the game with less than 11 minutes coming off the game clock. After receiving the opening kickoff, the Jackrabbits needed only nine plays to find the end zone, capping an 88-yard drive with a 31-yard touchdown pass from Mark Gronowski to Jadon Janke. The extra point attempt was missed.

After forcing a three-and-out, the Jackrabbits again turned to the air for their next touchdown as Gronowski found Jaxon Janke deep over the middle for a 60-yard touchdown pass and a 13-0 lead.

Things went from bad to worse for Illinois State on the ensuing kickoff as reserve linebacker Cullen McShane jarred the ball loose from the returner and Caleb Franci fell on the loose football at the Redbirds' 25-yard line. Five plays later, SDSU cashed in as Gronowski ran up the middle for a 13-yard touchdown.

The Redbirds began to gain some momentum in the second quarter as the combination of Zack Annexstad and Daniel Sobkowicz teamed up on a pair of touchdowns through the air. First, Sobkowicz lofted a pass on a trick play to Annexstad for a 9-yard score 32 seconds into the second stanza. Later in the period, the Redbirds used a more traditional approach as Annexstad connected with Sobkowicz from 7 yards out.

However, the Jackrabbit offense continued to click as SDSU scored touchdowns on each of its first five possessions of the game. Isaiah Davis countered the first Illinois State touchdown with a 3-yard scoring run and Jadon Janke closed out the first half with a 22-yard TD reception from Gronowski to push the SDSU lead to 34-14 heading into halftime.

Illinois State cut the deficit to 34-21 on a 37-yard touchdown run by Mason Blakemore to open the second half and had a chance to make it a one-score game later in the third quarter, but the Redbirds' second fumble of the game, which was caused by Saiveon Williamson and recovered by Jason Freeman in SDSU territory, ended the comeback bid.

Davis, who gained a game-high 197 yards on 20 carries, closed out the scoring with a 2-yard touchdown run five minutes into the fourth quarter. Amar Johnson added 106 yards on 11 carries for a Jackrabbit squad that averaged 8.1 yards per carry on the evening.

Gronowski completed 11-of-17 passes for 171 yards and three touchdowns. Jaxon Janke led the receiving corps with five catches for 88 yards.

SDSU finished with a 547-293 advantage in total offense. Annexstad completed 26-of-33 passes for 162 yards, with Eddie Kasper hauling in a team-best eight catches for 35 yards. Sobkowicz (70 yards) and Cam Grandy (43 yards) each caught seven passes.

Williamson, who was again filling in at middle linebacker for an injured Adam Bock, registered a team-high 11 tackles for the Jackrabbits to match a career high. Freeman tallied nine tackles to go along with his fumble recovery and fellow Illinois native Cale Reeder contributed eight stops.

Keondre Jackson was credited with a game-high 13 tackles for Illinois State.



Mark Gronowski passed for three first-half touchdowns and ran for another as South Dakota State rode a fast start to a 40-21 win at Illinois State on Oct. 7.

SCORE BY QUARTERS	1	2	3	4	FINAL
South Dakota State (5-0, 2-0)	20	14	0	6	40
Illinois State (3-2, 1-1)	0	14	7	0	21

SCORING SUMMARY

1st	10:02	SDSU	—	Jadon Janke 31 yd pass from Mark Gronowski (Hunter Dustman kick failed)
1st	6:30	SDSU	—	Jaxon Janke 60 yd pass from Gronowski (Dustman kick)
1st	4:08	SDSU	—	Gronowski 13 yd run (Dustman kick)
2nd	14:28	ILS	—	Zack Annexstad 9 yd pass from Daniel Sobkowicz (Ian Wagner kick)
2nd	10:06	SDSU	—	Isaiah Davis 3 yd run (Dustman kick)
2nd	6:06	ILS	—	Sobkowicz 7 yd pass from Annexstad (Wagner kick)
2nd	3:10	SDSU	—	Jadon Janke 22 yd pass from Gronowski (Dustman kick)
3rd	13:26	ILS	—	Mason Blakemore 37 yd run (Wagner kick)
4th	10:09	SDSU	—	Davis 2 yd run (pass failed)

TEAM STATISTICS	SDSU	ILS
FIRST DOWNS	25	18
RUSHES-YARDS (NET)	46-374	21-122
PASSING YDS (NET)	173	171
Passes Att-Comp-Int	18-12-0	34-27-0
TOTAL OFFENSE PLAYS-YARDS	64-547	55-293
Punt Returns-Yards	0-0	1-5
Kickoff Returns-Yards	1-34	3-37
Interception Returns-Yards	0-0	0-0
Punts (Number-Avg)	1-41.0	4-44.8
Fumbles-Lost	1-1	3-2
Penalties-Yards	9-90	3-15
Possession Time	35:45	24:15
Third-Down Conversions	7 of 11	7 of 13
Fourth-Down Conversions	1 of 2	0 of 2
Red-Zone Scores-Chances	3-3	2-3
Sacks By: Number-Yards	1-7	1-5

RUSHING LEADERS: SDSU - Isaiah Davis 20-197; Amar Johnson 11-106; Mark Gronowski 8-38; Angel Johnson 5-31. ILS - Mason Blakemore 6-57; Cole Mueller 9-40; Zack Annexstad 6-25.

PASSING LEADERS: SDSU - Mark Gronowski 11-17-0 171; Jaxon Janke 1-1-0 2. ILS - Zack Annexstad 26-33-0 162; Daniel Sobkowicz 1-1-0 9. **RECEIVING LEADERS:** SDSU - Jaxon Janke 5-88; Zach Heins 3-28; Jadon Janke 2-53; Isaiah Davis 1-2; Mark Gronowski 1-2. ILS - Eddie Kasper 8-35; Daniel Sobkowicz 7-70; Cam Grandy 7-43; Zack Annexstad 1-9. **INTERCEPTIONS:** SDSU - none. ILS - none. **SACKS:** SDSU - Cade Terveer 1-0-7. ILS - Amir Abdullah 1-0-5. **TACKLE LEADERS (JA-A-TOT):** SDSU - Saiveon Williamson 3-8-11; Jason Freeman 6-3-9; Cale Reeder 2-6-8; Dalys Beunum 4-2-6; Isaiah Stalbird 3-3-6; Colby Huerter 1-4-5. ILS - Keondre Jackson 3-10-13; Lavoise-Deontae McCoy 1-8-9; Tye Niekamp 4-4-8; Dillon Gearhart 3-5-8; Jalan Gaines 2-5-7; Mark Cannon Jr. 3-2-5; Jeff Bowens 3-2-5.

#1/1 SDSU 41, NORTHERN IOWA 6

Oct. 14, 2023 • Dana J. Dykhouse Stadium (Att.: 19,357)

South Dakota State forced five first-half turnovers, converting those Northern Iowa miscues into 17 points on the way to a convincing 41-6 Hobo Day victory before a sellout crowd of 19,357 Oct. 14 at Dana J. Dykhouse Stadium.

The top-ranked Jackrabbits remained undefeated at 6-0 overall and 3-0 in the Missouri Valley Football Conference, extending their school-record winning streak to 20 games. Northern Iowa, which was the top team receiving votes in both major Football Championship Subdivision polls, dropped to 3-3 overall and 2-1 in league play.

SDSU scored touchdowns on each of its first possessions to build an early 14-0 lead. Taking over after a short punt on UNI's opening drive, the Jackrabbits marched 55 yards on eight plays with quarterback Mark Gronowski plunging in from a yard out for the first score of the game. A 13-yard pass from Gronowski to Mike Morgan on third-and-7 gave SDSU a fresh set of downs from the UNI 15 to set up Gronowski's sixth rushing touchdown of the season.

The Jackrabbit defense forced its first turnover of the day on the next UNI drive and the SDSU offense cashed in on a short field moments later. Isaiah Stalbird stripped the ball from the Panthers' Naran Buntin and Jason Freeman recovered at the UNI 35. Six plays later, Isaiah Davis spun and found the end zone from 3 yards out.

SDSU came up with its second fumble recovery in three plays when Steven Arrell jarred the ball loose and came up with the recovery at the UNI 45. However, the Jackrabbits gave the ball right back when Jasiah Galvan punched the football loose after a catch by Zach Heins down the middle and the Panthers recovered at its own 12.

The UNI streak of possessions ending with a turnover reached five with three more miscues in the second quarter. Jason Freeman and DyShawn Gales each came away with interceptions of Theo Day passes in Jackrabbit territory around a fumble near midfield that was forced by Logan Green and recovered by Caleb Francl.

The Jackrabbits converted the fumble into six points as Gronowski hooked up with Jadon Janke for a 16-yard touchdown pass. The SDSU lead grew to 24-0 after the Gales interception as Hunter Dustman booted a 42-yard field goal.

The Panthers got on the board on the final play of the first half on a 38-yard field goal by Matthew Cook to cut the deficit to 24-3.

Heins atoned for his earlier turnover by catching a pair of touchdown passes from Gronowski in the third quarter. The scoring strikes covered 6 and 23 yards, and extended the SDSU lead to 38-3. Heins ended the afternoon with four catches for 69 yards.

Dustman's second 42-yard field goal of the game and a 43-yarder by Cook accounted for the scoring in the fourth quarter.

SDSU racked up a 450-264 advantage in total offense. Gronowski, who rushed and passed for touchdowns for the 11th consecutive game dating back to last season, was an efficient 21-of-26 passing for a season-high 291 yards and completed passes to eight different receivers.

Freshman Griffin Wilde (60 yards) and Jadon Janke (58 yards) shared game-high honors with four receptions for SDSU, while Davis paced the ground game with 103 yards on 17 carries.

UNI was limited to 40 net yards rushing as the Jackrabbits sacked Day four times. The UNI signal-caller completed 16-of-24 passes for 210 yards, with Sam Schnee leading the Panthers with 104 yards on four catches, including a 66-yard reception in the fourth quarter.



The South Dakota State defense forced five first-half turnovers and held Northern Iowa out of the end zone in a 41-6 Hobo Day victory on Oct. 15.

Cade Terveer was credited with 1.5 sacks and five total tackles. Stalbird tallied a sack among his team-high nine tackles to go along with his forced fumble. Saiveon Williams added six tackles and a forced fumble.

Woo Governor registered a game-high 13 tackles and forced a fumble for UNI, followed by an 11-tackle outing from Edwin Dearman.

SCORE BY QUARTERS	1	2	3	4	FINAL
Northern Iowa (3-3, 2-1)	0	3	0	3	6
South Dakota State (6-0, 3-0)	14	10	14	3	41

SCORING SUMMARY

1st	7:42	SDSU	—	Mark Gronowski 1 yd run (Hunter Dustman kick)
1st	3:54	SDSU	—	Isaiah Davis 3 yd run (Dustman kick)
2nd	6:56	SDSU	—	Jadon Janke 16 yd pass from Gronowski (Dustman kick)
2nd	00:33	SDSU	—	Dustman 42 yd field goal
2nd	00:00	UNI	—	Matthew Cook 38 yd field goal
3rd	10:45	SDSU	—	Zach Heins 6 yd pass from Gronowski (Dustman kick)
3rd	3:23	SDSU	—	Heins 23 yd pass from Gronowski (Dustman kick)
4th	10:17	SDSU	—	Dustman 42 yd field goal
4th	6:48	UNI	—	Cook 43 yd field goal

TEAM STATISTICS	UNI	SDSU
FIRST DOWNS	14	21
RUSHES-YARDS (NET)	26-40	36-169
PASSING YDS (NET)	224	291
Passes Att-Comp-Int	26-18-2	26-21-0
TOTAL OFFENSE PLAYS-YARDS	52-264	62-460
Punt Returns-Yards	0-0	1-2
Kickoff Returns-Yards	2-27	1-20
Interception Returns-Yards	0-0	2-4
Punts (Number-Avg)	3-35.7	1-46.0
Fumbles-Lost	4-3	2-2
Penalties-Yards	2-16	6-47
Possession Time	24:37	35:23
Third-Down Conversions	6 of 10	7 of 11
Fourth-Down Conversions	0 of 0	0 of 0
Red-Zone Scores-Chances	2-2	4-4
Sacks By: Number-Yards	0-0	4-27

RUSHING LEADERS: UNI - Zach Brand 6-30; Harrison Bey-Buie 2-19; J.C. Roque Jr. 4-12; Aidan Dunne 3-5. **SDSU** - Isaiah Davis 17-103; Amar Johnson 9-35; Mark Gronowski 7-30; Chase Mason 2-5. **PASSING LEADERS:** UNI - Theo Day 16-24-2 210; Aidan Dunne 2-2-0 14. **SDSU** - Mark Gronowski 21-26—291. **RECEIVING LEADERS:** UNI - Sam Schnee 4-104; Logan Wolf 4-50; Sergio Morancy 3-18; Alex Allen 2-20; Desmond Hutson 2-16; Layne Pryor 2-15. **SDSU** - Zach Heins 4-69; Griffin Wilde 4-60; Jadon Janke 4-58; Jaxon Janke 3-56; Amar Johnson 2-23; Mike Morgan 2-18. **INTERCEPTIONS:** UNI - none. **SDSU** - DyShawn Gales 1-4; Jason Freeman 1-0. **SACKS:** UNI - none. **SDSU** - Cade Terveer 1.5-10; Isaiah Stalbird 1.0-7; Jarod DePriest 0.5-5; Caden Johnson 0.5-3; Ryan Van Marel 0.5-2. **TACKLE LEADERS (UA-A-TOT):** UNI - Woo Governor 10-3-13; Edwin Dearman 4-7-11; Dalsean Staley 1-6-7; Jahsiah Galvan 3-4-7; Cordarius Bailey 5-1-6. **SDSU** - Isaiah Stalbird 8-1-9; Saiveon Williamson 3-3-6; Cade Terveer 0-5-5; Jason Freeman 2-2-4.

#1/1 SDSU 17, #12/12 SOUTHERN ILLINOIS 10

Oct. 21, 2023 • Saluki Stadium (Att.: 11,927)

CARBONDALE, Ill. — Top-ranked South Dakota State and No. 12 Southern Illinois battled down to the wire Oct. 21 at Saluki Stadium, with the Jackrabbits finding just enough offense to come away with a 17-10 road victory.

With their 21st consecutive victory overall, SDSU improved to 7-0 overall on the season and 4-0 in the Missouri Valley Football Conference. The Salukis dropped to 5-2 overall and 2-2 in league play.

The game was scoreless through the first 26 minutes as the defenses set the tone for much of the contest. SDSU stopped the Salukis on downs inside the Jackrabbit 20-yard line on the opening drive of the game, following a successful fake punt attempt near midfield. Meanwhile, the Jackrabbits' first scoring chance ended with a missed 48-yard field goal midway through the second quarter.

The Jackrabbits finally broke the ice by turning an interception into points in the closing minutes of the half. Dalys Beanum picked off a Nic Baker pass and his ensuing 31-yard return to the SIU 37 gave SDSU its best field position of the afternoon. Five plays later, Isaiah Davis scored from three yards out.

SDSU added to its lead on the opening drive of the third quarter when Jackrabbit quarterback Mark Gronowski hooked up with Jadon Janke for a 21-yard gain to midfield on the first play from scrimmage, then connected deep down field with freshman Griffin Wilde for a 49-yard touchdown two plays later for a 14-0 lead.

After a Quinton Hicks strip sack thwarted an SIU drive deep in SDSU territory, the Jackrabbits were in position to further add to their lead early in the fourth quarter, but Gronowski's pass on the first play of the fourth quarter was deflected and intercepted by Mark Davis in the end zone. That ended a streak of 70 consecutive trips by the Jackrabbits into the red zone in which they had scored.

Southern Illinois drove the length of the field following the interception, getting on the board on a 24-yard touchdown pass from Baker to D'Anté Cox over the middle of the field. That capped a six-play, 80-yard drive that cut the deficit to 14-7.

SDSU countered with its best drive of the game, marching 15 plays and 60 yards before going back up by two scores on a season-long 44-yard field goal by Hunter Dustman. Gronowski scrambled for a first down with a run of eight yards on third-and-7 early in the drive and later completed a number of short passes to move the Jackrabbits into scoring position.

The Salukis trimmed the deficit to 17-10 on a 39-yard field goal by Thomas Burks with 32 seconds remaining. A sack by Zac Wilson, one of four on the day by the Jackrabbits, forced SIU to settle for the field goal.

SIU's attempt at an onside kick rolled out of bounds and the Jackrabbits were able to run out the clock.

The two teams finished tied in total yards with 308. The Jackrabbits' total was nearly evenly split with 147 yards on the ground and 161 through the air. Gronowski completed 15-of-21 passes for 161 yards, with Jadon Janke leading the receiving corps with six catches for 49 yards.

Davis led the ground game with 91 yards on 15 carries, with Amar Johnson adding 10 carries for 67 yards.

For SIU, Baker completed 20-of-24 passes for 225 yards and also was the Salukis' leading rusher with 31 yards on 15 carries. Cox hauled in seven receptions for 88 yards.

Illinois natives Cale Reeder and Jason Freeman shared game-high honors in tackles for the Jackrabbits with 10 apiece. Besides setting a career high with his 10 stops, Reeder also forced a fumble.



Quinton Hicks celebrates his strip sack that was recovered by Ryan Van Marel late in the third quarter to end a Southern Illinois trip into the red zone.

P.J. Jules was credited with nine tackles for SIU, with Dune Smith contributing eight tackles and a pair of pass breakups.

SCORE BY QUARTERS	1	2	3	4	FINAL
South Dakota State (7-0, 4-0)	0	7	7	3	17
Southern Illinois (5-2, 2-2)	0	0	0	10	10

SCORING SUMMARY

2nd	3:38	SDSU	—	Isaiah Davis 3 yd run (Hunter Dustman kick)
3rd	13:30	SDSU	—	Griffin Wilde 49 yd pass from Mark Gronowski (Dustman kick)
4th	12:07	SIU	—	D'Anté Cox 24 yd pass from Nic Baker (Jake Baumgarte kick)
4th	2:41	SDSU	—	Dustman 44 yd field goal
4th	00:32	SIU	—	Thomas Burks 39 yd field goal

TEAM STATISTICS

	SDSU	SIU
FIRST DOWNS	15	20
RUSHES-YARDS (NET)	32-147	32-83
PASSING YDS (NET)	161	225
Passes Att-Comp-Int	22-15-1	24-20-1
TOTAL OFFENSE PLAYS-YARDS	54-308	56-308
Punt Returns-Yards	2-8	2-(-6)
Kickoff Returns-Yards	2-48	1-22
Interception Returns-Yards	1-31	1-0
Punts (Number-Avg)	4-54.2	4-40.0
Fumbles-Lost	0-0	2-1
Penalties-Yards	13-125	7-45
Possession Time	31:50	28:10
Third-Down Conversions	4 of 12	4 of 12
Fourth-Down Conversions	1 of 1	2 of 3
Red-Zone Scores-Chances	1-2	1-3
Sacks By: Number-Yards	4-30	2-20

RUSHING LEADERS: SDSU - Isaiah Davis 15-91; Amar Johnson 10-67; Mark Gronowski 5-(-9). SIU - Nic Baker 15-31; Colton Hoag 1-21; Justin Strong 9-16; Shaun Lester 3-13; Jaelin Benefield 2-3; Vinson Davis 1-1; Zach Gibson 1-(-2). **PASSING LEADERS:** SDSU - Mark Gronowski 15-21-1 161; Isaiah Davis 0-1-0 0. SIU - Nic Baker 20-24-1 225. **RECEIVING LEADERS:** SDSU - Jadon Janke 6-49; Griffin Wilde 2-6; Zach Heins 2-23; Jaxon Janke 2-16; Isaiah Davis 2-11; Amar Johnson 1-1. SIU - D'Anté Cox 7-88; Justin Strong 4-29; Vinson Davis 3-76; Jaelin Benefield 3-7; Aidan Quinn 2-13; Izaiah Hartup 1-12. **INTERCEPTIONS:** SDSU - Dalys Beanum 1-31. SIU - Mark Davis 1-0. **SACKS:** SDSU - Quinton Hicks 1.0-9; Zac Wilson 1.0-7; Jason Freeman 0.5-4; Ryan Van Marel 0.5-4; Cade Terveer 0.5-3; Jarod DePriest 0.5-3. SIU - Colin Bohanek 1.0-14; Kam Bowdry 1.0-6. **TACKLE LEADERS (UA-A-TOT):** SDSU - Cale Reeder 7-3-10; Jason Freeman 2-8-10; Isaiah Stalbird 7-2-9; Tucker Large 3-4-7; Ryan Van Marel 4-1-5. SIU - P.J. Jules 4-5-9; Dune Smith 4-4-8; Ubayd Steed 3-4-7; Colin Bohanek 3-3-6; Branson Combs 1-5-6; Kam Bowdry 1-4-5.

#1/1 SDSU 37, #4/9 SOUTH DAKOTA 3

Oct. 28, 2023 • DakotaDome (Att.: 9,458)

VERMILLION — Top-ranked South Dakota State shrugged off a bit of a sluggish start to score on its final seven possessions of the game in a 37-3 victory over South Dakota in a battle of Missouri Valley Football Conference unbeaten Oct. 28 at the DakotaDome.

The Jackrabbits, who ran their winning streak to 22 games dating back to early in the 2022 season, improved to 8-0 overall and took over sole possession of the league lead with a 5-0 record. USD, which entered the game ranked fourth in the Stats Perform media poll and ninth by the Football Championship Subdivision coaches, dropped to 6-2 overall and 4-1 in the MVFC.

USD held the advantage in the opening quarter, putting up the lone points of the opening stanza on the first drive of the game. The Coyotes put together an 11-play, 42-yard drive that ended with a 50-yard field goal by Will Leyland.

Flipping to the second quarter, the Jackrabbits began to assert themselves on both sides of the ball, starting with a methodical, 14-play, 93-yard drive that included three conversions on third-down plays. Jadon Janke took the ball on a reverse and scored from seven yards out for the first touchdown of the game.

On the next SDSU possession, the Jackrabbits needed only four plays to score. A 30-yard pass play from Mark Gronowski to Jadon Janke set up a 20-yard touchdown run by Amar Johnson for a 14-3 SDSU lead.

SDSU kept the momentum firmly in its favor on the ensuing possession when Tucker Large batted an Aidan Bouman pass and came away with the interception in Jackrabbit territory in the final minute of the half after a second deflection. The Jackrabbits cashed by moving 40 yards to set up a career-long 49-yard field goal by Hunter Dustman at the first-half horn.

Dustman added field goals of 22 and 47 yards in the third quarter to push the Jackrabbit advantage to 23-3 while the SDSU defense continued to keep the Coyote offense at bay. Dustman's first field goal of the second half was set up by a 52-yard catch and run by Jaxon Janke.

The Jackrabbits continued to put together sustained scoring drives in the fourth quarter. Amar Johnson scored on his second 20-yard touchdown run of the game to cap an 11-play, 72-yard drive midway through the period and Angel Johnson put the end to an eight-play, 67-yard drive by the second-string offense in the closing minutes.

SDSU finished with a 473-183 advantage in total offense, including a 266-50 margin in rushing. The Jackrabbits also accumulated a season-best 35 minutes and 59 seconds in possession time. Isaiah Davis led the rushing attack by committee with 69 yards on 17 carries, followed by 66 yards on eight carries by Amar Johnson. Angel Johnson added 52 yards on seven carries.

Gronowski ended the afternoon 13-of-19 passing for 207 yards. Jaxon Janke tallied 93 yards on his three receptions, with twin brother, Jadon, adding three catches for 55 yards. Davis also caught three passes for 32 yards.

USD was led in the rushing department by Travis Theis with 29 yards on nine carries. J.J. Galbreath paced Coyote receivers with eight catches for 65 yards, while Bouman finished with 133 yards on 17-of-31 passing.

Jason Freeman and Isaiah Stalbird each tallied seven tackles to lead the Jackrabbits, with Stalbird adding SDSU's second interception of the game in the fourth quarter. Dalys Beanum contributed two pass breakups.

Coyote defenders Brock Mogensen and Dennis Shorter led all players with 12 tackles each.



Amar Johnson scored on a pair of 20-yard touchdown runs to help lead a Jackrabbit offense that rushed for 266 yards in a 37-3 victory at South Dakota on Oct. 28.

SCORE BY QUARTERS	1	2	3	4	FINAL
South Dakota State (8-0, 5-0)	0	17	6	14	37
South Dakota (6-2, 4-1)	3	0	0	0	3

SCORING SUMMARY

1st	9:30	USD — Will Leyland 50 yd field goal
2nd	7:15	SDSU — Jadon Janke 7 yd run (Hunter Dustman kick)
2nd	1:57	SDSU — Amar Johnson 20 yd run (Dustman kick)
2nd	00:00	SDSU — Dustman 49 yd field goal
3rd	11:24	SDSU — Dustman 22 yd field goal
3rd	3:06	SDSU — Dustman 47 yd field goal
4th	8:25	SDSU — Amar Johnson 20 yd run (Dustman kick)
4th	00:55	SDSU — Angel Johnson 4 yd run (Dustman kick)

TEAM STATISTICS	SDSU	USD
FIRST DOWNS	25	13
RUSHES-YARDS (NET)	42-266	21-50
PASSING YDS (NET)	207	133
Passes Att-Comp-Int	21-13-1	31-17-2
TOTAL OFFENSE PLAYS-YARDS	63-473	52-183
Punt Returns-Yards	2-4	1-4
Kickoff Returns-Yards	1-14	1-14
Interception Returns-Yards	2-0	1-0
Punts (Number-Avg)	1-49.0	5-42.2
Fumbles-Lost	0-0	0-0
Penalties-Yards	6-35	4-28
Possession Time	35:59	24:01
Third-Down Conversions	7 of 10	4 of 11
Fourth-Down Conversions	0 of 0	1 of 1
Red-Zone Scores-Chances	5-5	0-0
Sacks By: Number-Yards	1-4	0-0

RUSHING LEADERS: SDSU - Isaiah Davis 17-69; Amar Johnson 8-66; Angel Johnson 7-52; Mark Gronowski 7-43; Chase Mason 2-29; Jadon Janke 1-7. USD - Travis Theis 9-29; Charles Pierre Jr., 7-25. **PASSING LEADERS:** SDSU - Mark Gronowski 13-19-1 207; Chase Mason 0-1-0 0. USD - Aidan Bouman 17-31-2 133. **RECEIVING LEADERS:** SDSU - Jason Janke 3-93; Jadon Janke 3-55; Isaiah Davis 3-32; Michael Morgan 2-12; Amar Johnson 1-8; Angel Johnson 1-7. USD - J.J. Galbreath 8-65; Travis Theis 4-20; Jack Martens 2-16; Carter Bell 1-19; Keyondre Jones 1-7; Charles Pierre Jr. 1-6. **INTERCEPTIONS:** SDSU - Tucker Large 1-0; Isaiah Stalbird 1-0. USD - Shahid Barros 1-0. **SACKS:** SDSU - Cade Terveer 1.0-4. USD - none. **TACKLE LEADERS (UA-A-TOT):** SDSU - Jason Freeman 6-1-7; Isaiah Stalbird 4-2-6; Adam Bock 4-2-6; Tucker Large 3-1-4; Cale Reeder 3-1-4. USD - Dennis Shorter 2-10-12; Brock Mogensen 6-6-12; Myles Harden 4-3-7; Caleb McKenzie 5-1-6; Blake Holden 0-6-6.

#1/1 SDSU 33, #10/11 NORTH DAKOTA STATE 16

Nov. 4, 2023 • Dana J. Dykhouse Stadium (Att.: 19,431)

Top-ranked South Dakota State scored 23 consecutive points to grab control of its Dakota Marker matchup against North Dakota State on the way to a 33-16 victory before a record crowd of 19,431 at Dana J. Dykhouse Stadium.

The Jackrabbits improved to 9-0 overall and 6-0 in the Missouri Valley Football Conference while extending their overall winning streak to 23 games. NDSU, ranked 10th by the Football Championship Subdivision coaches and 11th in the Stats Perform media poll, dropped to 6-3 overall and 3-3 in league play. SDSU claimed the Dakota Marker for the fourth consecutive season and ran its overall winning streak against the Bison to five games, including the FCS national championship game this past January.

The two squads traded scores for the first quarter and a half, with NDSU putting the first points on the board with a 12-play, 75-yard drive on the opening possession. The Bison converted on fourth-and-1 with a 23-yard pass from Cam Miller to Joe Stoffel that placed the ball at the SDSU 2. Two plays later, Miller hit Zach Mathis for a 1-yard touchdown pass. The extra point was blocked by Ryan Van Marel.

SDSU responded with a methodical scoring drive of its own, marching 75 yards on 13 plays. Isaiah Davis recorded carries of 10 and 27 yards before scoring from a yard out.

Both teams connected on field goals on their next drives — NDSU's Griffin Crosa was good from 27 yards and Hunter Dustman followed with a 31-yard field goal to give the Jackrabbits the lead for good at 10-9 with 7 minutes and 12 seconds remaining in the second quarter.

The remainder of the first half belonged to the Jackrabbits, starting with Tucker Large's 28-yard punt return to the NDSU 46 following the first punt by either squad in the contest. Three plays later, Mark Gronowski found Jadon Janke along the right sideline, after which Janke evaded a tackle on his way to the end zone for a 46-yard touchdown.

On the first play of the ensuing drive, Colby Huerter forced the first of three NDSU turnovers by stripping the ball from the Bison ball carrier and Isaiah Stalbird recovered at the NDSU 31. The Jackrabbits picked up one first down, but had to settle for another Dustman field goal from 21 yards to push the lead to 20-9.

NDSU moved into scoring position late in the first half, but Crosa's 50-yard field goal attempt at the horn was wide to the right.

The Jackrabbits put the game out of reach with another 75-yard scoring drive to open the second half. Davis ran for 27 yards on the first play from scrimmage and Jadon Janke capped the drive with his second touchdown of the day, taking a forward pitch from Gronowski around left end for a 7-yard score.

SDSU continued to make big plays both on special teams and defense in the third as Jarod DePriest came up with the second blocked kick of the day on a 37-yard field goal attempt and Graham Spalding ended another Bison scoring chance with an interception off a deflected pass by Dalys BeNUM.

Dustman added field goals of 44 and 26 yards in the fourth quarter around a 10-yard touchdown pass from Miller to Mathis that cut the margin to 30-16. Dustman's four field goals were a career high.

The Jackrabbits finished with a 365-325 advantage in total offense. Gronowski completed 12-of-19 passes for 213 yards, with Jadon Janke leading receivers with five catches for 89 yards and the two scores. Davis paced the ground game with 106 yards on 17 carries.

Miller led NDSU in both passing and rushing, completing 18-of-29 attempts for 167 yards and carrying 17 times for 93 yards. Eli Green, Mathis, RaJa Nelson and T.K. Marshall each caught four passes, with Green posting a team-best 47 receiving yards.



South Dakota State hoisted the Dakota Marker for the fourth season in a row after a 33-16 win over North Dakota State before a record crowd of 19,431 at Dana J. Dykhouse Stadium.

Jason Freeman, who intercepted a pass in the fourth quarter, led the Jackrabbit defensive effort with 12 tackles, including 1.5 tackles for loss. Large registered eight stops.

Cole Wisniewski notched 11 tackles to lead North Dakota State, with Sam Jung and Jayden Price each tallying eight stops.

SCORE BY QUARTERS	1	2	3	4	FINAL
North Dakota State (6-3, 3-3)	6	3	0	7	16
South Dakota State (9-0, 6-0)	7	13	7	6	33

SCORING SUMMARY

1st	7:44	NDSU	— Zach Mathis 1 yd pass from Cam Miller (Griffin Crosa kick blocked)
1st	00:46	SDSU	— Isaiah Davis 1 yd run (Hunter Dustman kick)
2nd	10:09	NDSU	— Crosa 27 yd field goal
2nd	7:12	SDSU	— Dustman 31 yd field goal
2nd	5:15	SDSU	— Jadon Janke 46 yd pass from Mark Gronowski (Dustman kick)
2nd	1:50	SDSU	— Dustman 21 yd field goal
3rd	11:26	SDSU	— Jadon Janke 7 yd pass from Gronowski (Dustman kick)
4th	11:52	SDSU	— Dustman 44 yd field goal
4th	6:33	NDSU	— Mathis 10 yd pass from Miller (Eli Ozick kick)
4th	00:56	SDSU	— Dustman 26 yd field goal

TEAM STATISTICS

	NDSU	SDSU
FIRST DOWNS	19	17
RUSHES-YARDS (NET)	35-158	33-152
PASSING YDS (NET)	167	213
Passes Att-Comp-Int	29-18-2	19-12-0
TOTAL OFFENSE PLAYS-YARDS	64-325	52-365
Punt Returns-Yards	0-0	1-28
Kickoff Returns-Yards	2-95	1-17
Interception Returns-Yards	0-0	2-9
Punts (Number-Avg)	1-37.0	2-43.0
Fumbles-Lost	1-1	0-0
Penalties-Yards	2-20	4-40
Possession Time	30:18	29:42
Third-Down Conversions	4 of 12	6 of 13
Fourth-Down Conversions	3 of 3	1 of 1
Red-Zone Scores-Chances	3-4	5-5
Sacks By: Number-Yards	1-9	2-16

RUSHING LEADERS: NDSU - Cam Miller 17-93; TaMerik Williams 6-33; Eli Green 1-17; T.K. Marshall 5-12. SDSU - Isaiah Davis 17-106; Amar Johnson 9-36; Mark Gronowski 7-10. **PASSING LEADERS:** NDSU - Cam Miller 18-29-2 167. SDSU - Mark Gronowski 12-19-0 213. **RECEIVING LEADERS:** NDSU - Eli Green 4-47; Zach Mathis 4-39; RaJa Nelson 4-36; T.K. Marshall 4-13; Joe Stoffel 1-23; Jake Lippe 1-9. SDSU - Jadon Janke 5-89; Jaxon Janke 4-79; Griffin Wilde 1-16; Amar Johnson 1-15; Graham Goering 1-14. **INTERCEPTIONS:** NDSU - none. SDSU - Graham Spalding 1-9; Jason Freeman 1-0. **SACKS:** NDSU - Dylan Hendricks 1.0-9. SDSU - Isaiah Stalbird 1.0-5; Quinton Hicks 0.5-6; Jarod DePriest 0.5-5. **TACKLE LEADERS (UA-A-TOT):** NDSU - Cole Wisniewski 6-5-11; Sam Jung 8-0-8; Jayden Price 6-2-8; Eli Mostaert 3-2-5; Logan Kopp 1-4-5. SDSU - Jason Freeman 5-7-12; Tucker Large 4-4-8; Isaiah Stalbird 3-2-5; Jarod DePriest 2-3-5.

#1/1 SDSU 34, #22 YOUNGSTOWN STATE

Nov. 11, 2023 • Stambaugh Stadium (Att.: 9343)

YOUNGSTOWN, Ohio — Top-ranked South Dakota State rolled up 490 yards of total offense and displayed a punishing defense to secure at least a share of the Missouri Valley Football Conference title with a 34-0 shutout of Youngstown State Nov. 11 at Stambaugh Stadium.

The Jackrabbits remained undefeated, improving to 10-0 overall and 7-0 in league play. SDSU extended its overall winning streak to 24 games dating back to last season. YSU dropped to 6-4 overall and 4-3 in the MVFC.

SDSU was on point defensively from the outset, forcing the Penguins into three-and-outs on each of their first two possessions and punts on their first three drives in which they tallied only 15 yards.

The Jackrabbits, meanwhile, put together two long scoring drives in their first three possessions to build a 10-0 advantage midway through the second quarter. SDSU's first drive was a 14-play, 70-yard march that ended with a 33-yard field goal by Hunter Dustman. To start the second quarter, the Jackrabbits strung together a 10-play, 79-yard drive that ended with a 5-yard touchdown pass from Mark Gronowski to freshman wide receiver Griffin Wilde.

SDSU was able to quickly double its lead thanks to big plays on defense and special teams. After a Tucker Large interception and return put the ball at the YSU 25, Gronowski connected with Jadon Janke for a 16-yard touchdown pass for a 17-0 lead.

Youngstown State put together its best drive of the first half coming down the stretch of the second quarter, but for the second week in a row, SDSU defensive lineman Ryan Van Marel came up with a blocked kick on a 29-yard field goal attempt that was returned by Isaiah Stalbird to the Jackrabbit 47-yard line.

SDSU quickly moved into field goal position in the closing seconds, with Dustman booting a 43-yarder to put the Jackrabbits ahead 20-0.

The Jackrabbit connection of Gronowski to Janke loomed large again in the third quarter. On the first play from scrimmage to start the second half, Gronowski went up top to Janke for a 56-yard scoring strike, then on the final play of the stanza, the duo hooked up for another 50-yard pass play that set up Isaiah Davis' 1-yard touchdown run.

Janke ended the game with a career-high 166 receiving yards on seven receptions, while Davis led the ground game 130 yards on 19 carries.

Gronowski completed 19-of-28 passes for a season-high 295 yards with three scores. Chase Mason went 3-for-4 passing for 29 yards late in the game.

SDSU completed its first shutout since 2021 at Indiana State by turning the Penguins over on downs twice in the red zone in the second half. The Jackrabbits held YSU to 207 yards of total offense — 47 on the ground and 160 through the air on 18-of-30 passing by Mitch Davidson. Tyshon King was held to 20 yards on seven carries, while Max Tomczak was YSU's top receiver with five catches for 57 yards.

The Jackrabbits limited Youngstown State to 2-of-11 on third-down attempts.

Adam Bock led the Jackrabbits defensively with seven tackles, including a pair of half-sacks as SDSU recorded three sacks as a team on the afternoon. Jason Freeman and Isaiah Stalbird each tallied five stops.

YSU's Marcus Hooker led all players with 10 tackles, followed by nine from Troy Jakubek.



Jadon Janke caught a pair of touchdown passes while finishing the Nov. 11 game at Youngstown State with a career-best 166 receiving yards on seven receptions.

SCORE BY QUARTERS	1	2	3	4	FINAL
South Dakota State (10-0, 7-0)	3	17	7	7	34
Youngstown State (6-4, 4-3)	0	0	0	0	0

SCORING SUMMARY

1st	5:24	SDSU	— Hunter Dustman 33 yd field goal
2nd	8:29	SDSU	— Griffin Wilde 5 yd pass from Mark Gronowski (Dustman kick)
2nd	6:07	SDSU	— Jadon Janke 16 yd pass from Gronowski (Dustman kick)
2nd	00:01	SDSU	— Dustman 43 yd field goal
3rd	14:38	SDSU	— Jadon Janke 56 yd pass from Gronowski (Dustman kick)
4th	11:33	SDSU	— Isaiah Davis 1 yd run (Dustman kick)

TEAM STATISTICS

	SDSU	YSU
FIRST DOWNS	22	16
RUSHES-YARDS (NET)	29-166	25-47
PASSING YDS (NET)	324	160
Passes Att-Comp-Int	33-22-0	30-18-1
TOTAL OFFENSE PLAYS-YARDS	62-49-	55-207
Punt Returns-Yards	1-1	1-9
Kickoff Returns-Yards	1-40	3-12
Interception Returns-Yards	1-5	0-0
Punts (Number-Avg)	3-53.3	5-46.4
Fumbles-Lost	1-0	1-0
Penalties-Yards	12-119	4-25
Possession Time	33:31	26:29
Third-Down Conversions	6 of 13	2 of 11
Fourth-Down Conversions	1 of 1	0 of 2
Red-Zone Scores-Chances	4-4	0-3
Sacks By: Number-Yards	3-15	0-0

RUSHING LEADERS: SDSU - Isaiah Davis 19-130; Chase Mason 3-14; Angel Johnson 3-7; Amar Johnson 2-6; Mark Gronowski 1-5; Jadon Janke 1-4; YSU - Tyshon King 7-20; Dra Rushton 7-17; Da'Shaun Whatley 3-11. **PASSING LEADERS:** SDSU - Mark Gronowski 19-28-0 295; Chase Mason 3-4-0 29; Isaiah Davis 0-1-0 0. YSU - Mitch Davidson 18-30-1 160. **RECEIVING LEADERS:** SDSU - Jadon Janke 7-166; Graham Goering 3-29; Zach Heins 2-39; Michael Morgan 2-27; Griffin Wilde 2-16; Isaiah Davis 2-14. YSU - Max Tomczak 5-57; Bryce Oliver 3-21; Luke Hensley 3-20; Tyshon King 3-19; Dra Rushton 2-17. **INTERCEPTIONS:** SDSU - Tucker Large 1-5. YSU - none. **SACKS:** SDSU - Aaron Wolfcale-Holsten 1.0-9; Adam Bock 1.0-3; Brian Williams 0.5-2; DyShawn Gales 0.5-1. YSU - none. **TACKLE LEADERS (UA-A-TOT):** SDSU - Adam Bock 2-5-7; Jason Freeman 3-2-5; Isaiah Stalbird 2-3-5; Colby Hueter 3-1-4; DyShawn Gales 1-3-4; Tucker Large 1-3-4; Cale Reeder 1-3-4. YSU - Marcus Hooker 8-2-10; Troy Jakubec 7-2-9; Greg Benton Jr. 3-4-7; Jaylen Castleberry 5-1-6; Alex Howard 1-3-4.

#1/1 SDSU 35, MISSOURI STATE 17

Nov. 18, 2023 • Dana J. Dykhouse Stadium (Att.: 15,637)

South Dakota State put the finishing touches on a perfect regular season for the first time in school history, defeating Missouri State, 35-17, in a Missouri Valley Football Conference matchup Nov. 18 at Dana J. Dykhouse Stadium.

The top-ranked Jackrabbits improved to 11-0 overall and went undefeated in league play for the second consecutive season with an 8-0 mark to claim the conference title outright. Missouri State ended its season 4-7 overall and 3-5 in the MVFC.

SDSU quarterback Mark Gronowski accounted for three touchdowns on the day, including opening the scoring with a 2-yard touchdown run on the Jackrabbits first drive of the game. That capped a six-play, 78-yard march that included pass plays of 22 yards to Jadon Janke and 35 yards to Jaxon Janke.

After being held to a three-and-out on the opening possession of the game, Missouri State responded following the Jackrabbit touchdown with a 13-play, 67-yard drive of its own that culminated with an Owen Rozanc field goal from 33 yards.

The Jackrabbits extended their lead to 21-3 midway through the second quarter following two more long touchdown drives. SDSU moved 80 yards on only five plays late in the first quarter, when Gronowski hit tight end Zach Heins down the right hash for a 31-yard touchdown.

The Jackrabbits then turned to the ground game in the second quarter, with Gronowski picking up 14 yards on a bootleg on fourth-and-2 before Isaiah Davis tallied back-to-back runs of 13 yards before finding paydirt from a yard out.

SDSU had a chance to add to its lead on the final play of the first half, but Hunter Dustman's 46-yard field goal attempt bounced off the left upright.

Missouri State trimmed the deficit to 21-10 by becoming only the second team to score against the Jackrabbits in the third quarter this season. The Bears drove the length of the field on only seven plays, capping the 93-yard drive with a 3-yard touchdown pass from Jordan Pachot to Hunter Wood.

However, SDSU responded with the next two scores as Amar Johnson scored on a 2-yard run in the third quarter and Gronowski connected with Jadon Janke off a flea flicker for a 36-yard scoring strike deep over the middle in the fourth quarter.

Gronowski finished the game with a career-high 323 yards on 16-of-23 passing, while Jadon Janke put together his second big game in a row by recording career highs with 10 catches and 187 receiving yards. Jaxon Janke added three receptions for 65 yards.

Pachot and Wood hooked up again in garbage time on a 40-yard touchdown pass for the final tally for Missouri State. Pachot ended the afternoon 23-of-35 passing for 261 yards, with Wood hauling in four passes for 78 yards and the two scores. Raylen Sharpe led the Bears with eight catches for 86 yards.

SDSU held a 477-343 advantage in total offense, with Davis leading the ground attack with 85 yards on 17 carries. Davis topped the 1,000-yard mark for the second consecutive season and also surpassed 4,000 career rushing yards in the game.

Defensively, Jason Freeman led the Jackrabbits with seven tackles, followed by Adam Bock with six stops and DyShawn Gales with five. Missouri State's Jared Lloyd registered a game-high eight tackles.



Zach Heins' 31-yard touchdown reception late in the first quarter gave South Dakota State a 14-3 lead over Missouri State in the squads' Nov. 18 regular season finale.

SCORE BY QUARTERS	1	2	3	4	FINAL
Missouri State (4-7, 3-5)	3	0	7	7	17
South Dakota State (11-0, 8-0)	14	7	7	7	35

SCORING SUMMARY

1st	10:46	SDSU – Mark Gronowski 2 yd run (Hunter Dustman kick)
1st	3:56	MSU – Owen Rozanc 33 yd field goal
1st	00:43	SDSU – Zach Heins 31 yd pass from Gronowski (Dustman kick)
2nd	8:02	SDSU – Isaiah Davis 1 yd run (Dustman kick)
3rd	7:55	MSU – Hunter Wood 3 yd pass from Jordan Pachot (Rozanc kick)
3rd	2:40	SDSU – Amar Johnson 2 yd run (Dustman kick)
4th	4:38	SDSU – Jadon Janke 36 yd pass from Gronowski (Dustman kick)
4th	1:34	MSU – Wood 40 yd pass from Pachot (Rozanc kick)

TEAM STATISTICS	MSU	SDSU
FIRST DOWNS	15	29
RUSHES-YARDS (NET)	22-82	39-154
PASSING YDS (NET)	261	323
Passes Att-Comp-Int	35-23-0	23-16-0
TOTAL OFFENSE PLAYS-YARDS	57-343	62-477
Punt Returns-Yards	1-1	4-18
Kickoff Returns-Yards	1-16	3-56
Interception Returns-Yards	0-0	0-0
Punts (Number-Avg)	4-49.2	2-42.5
Fumbles-Lost	1-0	1-1
Penalties-Yards	8-65	4-40
Possession Time	26:05	33:55
Third-Down Conversions	5 of 13	3 of 8
Fourth-Down Conversions	1 of 2	2 of 2
Red-Zone Scores-Chances	2-4	4-4
Sacks By: Number-Yards	1-6	2-5

RUSHING LEADERS: MSU - Celdon Manning 3-41; Jayden Becks 13-40; Jordan Pachot 4-4; D'Vontae Key 1-4. SDSU - Isaiah Davis 17-85; Amar Johnson 10-45; Mark Gronowski 7-25; Chase Mason 2-12. **PASSING LEADERS:** MSU - Jordan Pachot 23-35-0 261. SDSU - Mark Gronowski 16-23-0 323. **RECEIVING LEADERS:** MSU - Raylen Sharpe 8-86; Hunter Wood 4-78; Lance Mason 3-21; Jmariyae Robinson 3-14; Larry Wright 2-41; D'Vontae Key 2-10. SDSU - Jadon Janke 10-187; Jaxon Janke 3-65; Zach Heins 1-31; Angel Johnson 1-23; Graham Goering 1-17. **INTERCEPTIONS:** MSU - none. SDSU - none. **SACKS:** MSU - Cooper Roy 1.0-6. SDSU - Cade Terveer 1.0-4; Ryan Van Marel 1.0-1. **TACKLE LEADERS (UA-A-TOT):** MSU - Jared Lloyd 7-1-8; Todric McGee 6-1-7; Von Young 5-2-7; P.J. Hall 3-4-7; Lemondre Joe 5-0-5; Tahj Chambers 3-2-5. SDSU - Jason Freeman 5-2-7; Adam Bock 4-2-6; DyShawn Gales 4-1-5; Matthew Durrance 3-1-4; Isaiah Stalbird 2-2-4; Cale Reeder 1-3-4.

2023 South Dakota State University Football Overall Statistics (as of Nov 18, 2023)

Team Statistics	SDS	OPP
SCORING	414	124
Points Per Game	37.64	11.27
FIRST DOWNS	249	172
Rushing	124	63
Passing	115	83
Penalty	10	26
RUSHING YARDAGE	2419	1010
Yards gained	2527	1201
Yards lost	108	191
Attempts	390	312
Avg Per Attempt	6.2	3.2
Avg Per Game	219.9	91.8
TDs Rushing	29	5
PASSING YARDAGE	2496	1921
Att-Comp-Int	259-172-3	316-209-12
Avg Per Attempt	9.64	6.08
Avg Per Catch	14.51	9.19
Avg Per Game	226.91	174.64
TDs Passing	23	9
TOTAL OFFENSE	4915	2931
Total Plays	649	628
Avg Per Play	7.6	4.7
Avg Per Game	446.8	266.5
KICK RETURNS: #-YARDS	15-369	24-420
PUNT RETURNS: #-YARDS	22-329	10-38
INT RETURNS: #-YARDS	12-167	3-0
KICK RETURN AVERAGE	24.60	17.50
PUNT RETURN AVERAGE	14.95	3.80
INT RETURN AVERAGE	13.92	0.00
FUMBLES-LOST	6-5	13-7
PENALTIES-YARDS	80-775	54-378
Avg Per Game	70.45	34.36
PUNTS-YARDS	22-967	49-1991
Avg Per Punt	43.95	40.63
Net Punt Avg	41.32	33.51
KICKOFFS-YARDS	77-4731	32-1932
Avg Per Kick	61.44	60.38
Net Kick Avg	47.68	40.72
TIME OF POSSESSION	05:48:47	05:11:13
Per Game	31:42	28:18
3RD-DOWN CONVERSIONS	62-112	48-135
3rd-Down Pct	55.36 %	35.56 %
4TH-DOWN CONVERSIONS	7-9	10-16
4th-Down Pct	77.78 %	62.50 %
SACKS BY-YARDS	19-116	8-55
MISC YARDS	17	0
TOUCHDOWNS SCORED	54	14
FIELD GOALS-ATTEMPTS	13-18	9-14
ON-SIDE KICKS	0-0	0-1
RED-ZONE SCORES	42-43	18-29
RED-ZONE TOUCHDOWNS	36-43	10-29
PAT-ATTEMPTS	51-53	13-14
ATTENDANCE	109,246	57,134
Dates-Avg Per Date	6-18,208	5-11,427
Neutral Site #-Avg	-	0-0

Conf	Date	Opponent	WL	Score	Record	Time	Attend
	08/31/2023	WESTERN ORE.	W	45-7	1-0 , 0-0	02:54	16,258
	09/09/2023	MONTANA ST.	W	20-16	2-0 , 0-0	03:07	19,332
	09/16/2023	at Drake	W	70-7	3-0 , 0-0	03:07	18,174
*	09/30/2023	NORTH DAKOTA	W	42-21	4-0 , 1-0	03:05	19,231
*	10/07/2023	at Illinois State	W	40-21	5-0 , 2-0	02:54	8,272
*	10/14/2023	UNI	W	41-6	6-0 , 3-0	02:58	19,357
*	10/21/2023	at Southern Ill.	W	17-10	7-0 , 4-0	03:05	11,927
*	10/28/2023	at South Dakota	W	37-3	8-0 , 5-0	02:49	9,458
*	11/04/2023	NORTH DAKOTA ST.	W	33-16	9-0 , 6-0	03:18	19,431
*	11/11/2023	at Youngstown St.	W	34-0	10-0 , 7-0	03:03	9,303
*	11/18/2023	MISSOURI ST.	W	35-17	11-0 , 8-0	02:53	15,637

* = Conference game

Score by Quarters	1st	2nd	3rd	4th	Total
South Dakota St.	107	134	86	87	414
Opponents	26	30	14	54	124

2023 South Dakota State University Football Overall Statistics (as of Nov 18, 2023)

#	Rushing	GP	ATT	GAIN	LOSS	NET	AVG	TD	LG	AVG/G
22	Davis, Isaiah	11	162	1086	11	1075	6.6	11	49	97.73
3	Johnson, Amar	11	97	607	10	597	6.2	4	44	54.27
21	Johnson, Angel	11	36	296	18	278	7.7	4	66	25.27
11	Gronowski, Mark	11	61	278	58	220	3.6	7	20	20.00
7	Mason, Chase	7	13	172	3	169	13.0	2	69	24.14
10	Janke, Jaxon	10	2	34	0	34	17.0	0	25	3.40
37	Vorhees, Kirby	3	5	17	0	17	3.4	0	8	5.67
5	Bell, Jon	11	2	13	0	13	6.5	0	11	1.18
1	Janke, Jadon	9	2	11	0	11	5.5	1	7	1.22
39	Kraci, Isaac	1	2	11	0	11	5.5	0	10	11.00
	Team	11	8	2	8	-6	-0.8	0	2	-0.55
	Total	11	390	2527	108	2419	6.2	29	69	219.91
	Opponents	11	312	1201	191	1010	3.2	5	37	91.82

#	Passing	GP	Rating	COMP-ATT-INT	PCT	YDS	TD	LG	AVG/G
11	Gronowski, Mark	11	184.08	159-232-3	68.53 %	2359	23	60	214.45
7	Mason, Chase	7	121.31	11-18-0	61.11 %	129	0	31	18.43
5	Bell, Jon	11	30.08	1-5-0	20.00 %	6	0	6	0.55
10	Janke, Jaxon	10	116.80	1-1-0	100.00 %	2	0	2	0.20
22	Davis, Isaiah	11	0.00	0-2-0	0.00 %	0	0	0	0.00
	Team	11	0.00	0-1-0	0.00 %	0	0	0	0.00
	Total	11	174.35	172-259-3	66.41 %	2496	23	60	226.91
	Opponents	11	119.01	209-316-12	66.14 %	1921	9	66	174.64

#	Receiving	GP	NO	YDS	AVG	TD	LG	AVG/G
1	Janke, Jadon	9	39	677	17.36	8	56	75.22
10	Janke, Jaxon	10	36	602	16.72	3	60	60.20
18	Wilde, Griffin	11	16	299	18.69	5	49	27.18
87	Heins, Zach	11	20	293	14.65	5	31	26.64
22	Davis, Isaiah	11	18	159	8.83	1	23	14.45
12	Goering, Graham	9	10	135	13.50	0	40	15.00
3	Johnson, Amar	11	10	95	9.50	0	17	8.64
34	Morgan, Michael	10	9	95	10.56	0	24	9.50
21	Johnson, Angel	11	5	50	10.00	0	23	4.55
	Cole, Devon	8	3	36	12.00	0	15	4.50
2	Preston, Marcus	8	1	20	20.00	0	20	2.50
44	Brenner, Kevin	11	2	18	9.00	1	15	1.64
88	Gannon, Greyton	8	1	11	11.00	0	11	1.38
80	Prejean, Kentrell	3	1	4	4.00	0	4	1.33
11	Gronowski, Mark	11	1	2	2.00	0	2	0.18
89	Gormley, Brody	1	0	0	NaN	0	0	0.00
	Total	11	172	2496	14.51	23	60	226.91
	Opponents	11	209	1921	9.19	9	66	174.64

#	Punt Returns	NO	YRDS	AVG	TD	LG
1	Large, Tucker	18	294	16.33	0	61
	Cole, Devon	1	24	24.00	0	24
7	Beaunum, Dalys	3	11	3.67	0	6
	Total	22	329	14.95	0	61
	Opponents	10	38	3.80	0	15

#	Interceptions	NO	YRDS	AVG	TD	LG
1	Large, Tucker	3	69	23.00	1	64
11	Freeman, Jason	2	0	0.00	0	0
14	Huerter, Colby	1	54	54.00	1	54
7	Beanum, Dalys	1	31	31.00	0	31
29	Spalding, Graham	1	9	9.00	0	9
5	Gales, DyShawn	1	4	4.00	0	4
25	Reeder, Cale	1	0	0.00	0	0
2	Stalbird, Isaiah	1	0	0.00	0	0
26	Tilford, Kolten	1	0	0.00	0	0
	Total	12	167	13.92	2	64
	Opponents	3	0	0.00	0	0

#	Kick Returns	NO	YRDS	AVG	TD	LG
3	Johnson, Amar	12	282	23.50	0	51
18	Wilde, Griffin	2	57	28.50	0	40
12	Goering, Grahm	1	30	30.00	0	30
	Total	15	369	24.60	0	51
	Opponents	24	420	17.50	0	77

#	Fumble Returns	NO	YRDS	AVG	TD	LG
No data to report.						

2023 South Dakota State University Football
Overall Statistics (as of Nov 18, 2023)

#	Scoring	TD	FG	PAT					SAF	PTS
				KICK	RUSH	RCV	PASS	DXP		
10	Dustman, Hunter	—	13	51-53	—	—	—	—	—	90
22	Davis, Isaiah	12	—	—	—	—	—	—	—	72
11	Gronowski, Mark	8	—	—	—	—	—	—	—	48
1	Janke, Jadon	8	—	—	—	—	—	—	—	48
18	Wilde, Griffin	5	—	—	—	—	—	—	—	30
87	Heins, Zach	5	—	—	—	—	—	—	—	30
3	Johnson, Amar	4	—	—	—	—	—	—	—	24
21	Johnson, Angel	4	—	—	—	—	—	—	—	24
10	Janke, Jaxon	3	—	—	—	—	0-1	—	—	18
7	Mason, Chase	2	—	—	—	—	—	—	—	12
44	Brenner, Kevin	1	—	—	—	—	—	—	—	6
14	Huerter, Colby	1	—	—	—	—	—	—	—	6
1	Large, Tucker	1	—	—	—	—	—	—	—	6
Total		54	13	51-53	—	—	0-1	—	—	414
Opponents		14	9	13-14	—	—	—	—	—	124

#	Field Goals	FGM-FGA	PCT	I20	20-29	30-39	40-49	50+	LG	BLK
10	Dustman, Hunter	13-18	72.22 %	0-0	3-3	3-4	7-11	0-0	49	0
Total		13-18	72.22 %	0-0	3-3	3-4	7-11	0-0	49	0
Opponents		9-14	64.29 %	0-2	4-6	2-3	2-2	1-1	50	2

FG Sequence	South Dakota St.	Opponents
Western Ore.	(32),38	-
Montana St.	-	(27),(19),(24)
Drake	-	47
North Dakota	-	-
Illinois State	41	-
UNI	(42),(42)	(38),(43)
Southern Ill.	48,(44)	(39)
South Dakota	(49),(22),(47)	(50)
North Dakota St.	(31),(21),(44),(26)	(27),50,37
Youngstown St.	(33),(43),47	29
Missouri St.	46	(33),36

Numbers in (parentheses) indicate field goal was made.

#	Total Offense	G	Plays	Rush	Pass	Total	AVG/G
11	Gronowski, Mark	11	293	220	2359	2579	234.45
22	Davis, Isaiah	11	164	1075	0	1075	97.73
3	Johnson, Amar	11	97	597	0	597	54.27
7	Mason, Chase	7	31	169	129	298	42.57
21	Johnson, Angel	11	36	278	0	278	25.27
10	Janke, Jaxon	10	3	34	2	36	3.60
5	Bell, Jon	11	7	13	6	19	1.73
37	Vorhees, Kirby	3	5	17	0	17	5.67
1	Janke, Jadon	9	2	11	0	11	1.22
39	Kraci, Isaac	1	2	11	0	11	11.00
Team		11	9	-6	0	-6	-0.55
Total		11	649	2419	2496	4915	446.82
Opponents		11	628	1010	1921	2931	266.45

#	Punting	NO	YDS	AVG	LG	TB	FC	I20	50+	BLK
10	Dustman, Hunter	21	967	46.05	62	1	5	9	7	0
Team		1	0	0.00	0	0	0	0	0	1
Total		22	967	43.95	62	1	5	9	7	1
Opponents		49	1991	40.63	65	1	8	11	9	0

#	Kickoffs	NO	YDS	AVG	TB	OB
96	Isakson, Jackson	4	249	62.3	2	1
10	Dustman, Hunter	73	4482	61.4	30	3
Total		77	4731	61.4	32	4
Opponents		32	1932	60.4	13	3

2023 South Dakota State University Football
Overall Statistics (as of Nov 18, 2023)

#	All Purpose	G	RUSH	RCV	PR	KR	IR	Total	AVG/G
22	Davis, Isaiah	11	1075	159	0	0	0	1234	112.18
3	Johnson, Amar	11	597	95	0	282	0	974	88.55
1	Janke, Jadon	9	11	677	0	0	0	688	76.44
10	Janke, Jaxon	10	34	602	0	0	0	636	63.60
1	Large, Tucker	11	0	0	294	0	69	363	33.00
18	Wilde, Griffin	11	0	299	0	57	0	356	32.36
21	Johnson, Angel	11	278	50	0	0	0	328	29.82
87	Heins, Zach	11	0	293	0	0	0	293	26.64
11	Gronowski, Mark	11	220	2	0	0	0	222	20.18
7	Mason, Chase	7	169	0	0	0	0	169	24.14
12	Goering, Graham	9	0	135	0	30	0	165	18.33
34	Morgan, Michael	10	0	95	0	0	0	95	9.50
	Cole, Devon	8	0	36	24	0	0	60	7.50
14	Huerter, Colby	11	0	0	0	0	54	54	4.91
7	Beanum, Dalys	11	0	0	11	0	31	42	3.82
2	Preston, Marcus	8	0	20	0	0	0	20	2.50
44	Brenner, Kevin	11	0	18	0	0	0	18	1.64
37	Vorhees, Kirby	3	17	0	0	0	0	17	5.67
5	Bell, Jon	11	13	0	0	0	0	13	1.18
39	Kraci, Isaac	1	11	0	0	0	0	11	11.00
88	Gannon, Greyton	8	0	11	0	0	0	11	1.38
29	Spalding, Graham	11	0	0	0	0	9	9	0.82
80	Prejean, Kentrell	3	0	4	0	0	0	4	1.33
5	Gales, DyShawn	11	0	0	0	0	4	4	0.36
	Team	11	-6	0	0	0	0	-6	-0.55
	Total	11	2419	2496	329	369	167	5780	525.45
	Opponents	11	1010	1921	38	420	0	3389	308.09

2023 South Dakota State University Football
Overall Statistics (as of Nov 18, 2023)

#	Defensive Leaders	GP	Tackles				Sacks NO-YDS	Pass Defense			Fumbles		Blocked	
			Solo	ASST	TOT	TFL-YDS		INT-YDS	BU	QBH	RCV-YDS	FF	KICK	SAF
11	Freeman, Jason	11	38	34	72.0	4.0-9	0.5-4	2-0	2	1	2-0	—	—	—
2	Stalbird, Isaiah	11	37	21	58.0	4.0-15	2.0-12	1-0	3	—	1-0	2	—	—
6	Williamson, Saiveon	11	21	32	53.0	2.5-7	—	—	1	2	—	2	—	—
25	Reeder, Cale	11	25	22	47.0	0.5-1	—	1-0	—	—	—	1	—	—
1	Large, Tucker	11	25	13	38.0	—	—	3-69	5	—	—	—	—	—
32	Bock, Adam	6	19	16	35.0	2.5-12	2.0-11	—	—	—	—	—	—	—
5	Gales, DyShawn	11	19	13	32.0	1.0-1	0.5-1	1-4	3	—	—	—	—	—
14	Huerter, Colby	11	15	16	31.0	1.5-2	—	1-54	1	—	—	1	—	—
7	Beanum, Dalys	11	13	12	25.0	—	—	1-31	6	—	—	—	—	—
29	Spalding, Graham	11	15	10	25.0	1.0-0	—	1-9	—	—	—	—	—	—
94	Terveer, Cade	11	8	11	19.0	7.0-34	6.0-32	—	—	1	—	—	—	—
23	Durrance, Matthew	11	12	5	17.0	—	—	—	—	—	—	—	—	—
48	Hicks, Quinton	11	7	10	17.0	3.0-17	1.5-15	—	—	2	—	1	—	—
98	Van Marel, Ryan	11	9	8	17.0	5.0-17	2.0-7	—	—	—	1-0	—	2	—
9	Francl, Caleb	10	9	7	16.0	1.5-2	—	—	—	—	2-0	—	—	—
53	Johnson, Caden	11	7	9	16.0	3.0-14	0.5-3	—	1	2	—	—	—	—
52	DePriest, Jarod	11	5	10	15.0	1.5-13	1.5-13	—	1	1	—	—	1	—
4	Arrell, Steven	6	10	4	14.0	—	—	—	—	—	1-0	1	—	—
0	Mcgaughy, Daeton	8	13	1	14.0	1.0-4	—	—	1	—	—	—	—	—
93	Baloun, Max	11	6	5	11.0	2.5-3	—	—	—	1	—	—	—	—
46	McShane, Cullen	11	5	5	10.0	—	—	—	—	—	—	1	—	—
92	Williams, Brian	11	7	3	10.0	2.5-7	0.5-2	—	1	2	—	1	—	—
40	Kusler, Aaron	11	6	3	9.0	—	—	—	—	1	—	—	—	—
54	Lee, Jalen	18	7	1	8.0	—	—	—	1	—	—	—	—	—
54	Lee, Jalen	18	7	1	8.0	—	—	—	1	—	—	—	—	—
54	Lee, Jalen	11	7	1	8.0	—	—	—	1	—	—	—	—	—
8	Peterson, Blake	7	3	3	6.0	2.0-4	—	—	—	1	—	—	—	—
13	Dautermann, Aydan	10	3	2	5.0	—	—	—	1	—	—	—	—	—
96	Hawthorne, Bryce	3	4	1	5.0	1.0-3	—	—	—	—	—	—	—	—
57	Vanden Bos, Levi	8	3	2	5.0	2.0-6	—	—	—	2	—	—	—	—
27	Thompson, Noah	4	3	1	4.0	—	—	—	—	—	—	—	—	—
95	Wilson, Zac	10	1	3	4.0	1.5-8	1.0-7	—	—	1	—	—	—	—
55	Wolfcale-Holsten, Aaron	5	2	1	3.0	1.5-9	1.0-9	—	—	1	—	—	—	—
30	Cotton, Cody	4	1	1	2.0	—	—	—	—	—	—	—	—	—
51	Green, Logan	11	1	1	2.0	1.0-4	—	—	—	1	—	1	—	—
17	Hoskins III, Abe	9	2	—	2.0	—	—	—	—	—	—	—	—	—
33	Johnson, Bryce	11	1	1	2.0	—	—	—	—	—	—	—	—	—
3	Johnson, Dontay	4	1	1	2.0	—	—	—	—	—	—	—	—	—
41	Ollman, Joe	9	1	1	2.0	—	—	—	—	—	—	—	—	—
20	Taylor, Myles	5	—	2	2.0	—	—	—	—	—	—	—	—	—
5	Bell, Jon	11	1	—	1.0	—	—	—	—	—	—	—	—	—
3	Johnson, Amar	11	1	—	1.0	—	—	—	—	—	—	—	—	—
21	Johnson, Angel	11	—	1	1.0	—	—	—	—	—	—	—	—	—
90	Keumogne, Randy	2	—	1	1.0	—	—	—	—	—	—	—	—	—
43	Kusler, Adam	1	1	—	1.0	—	—	—	—	—	—	—	—	—
99	Ripperda, Dawson	6	—	1	1.0	—	—	—	—	—	—	—	—	—
26	Tilford, Kolten	4	1	—	1.0	—	—	1-0	—	—	—	—	—	—
28	Van Tol, Chase	4	1	—	1.0	—	—	—	—	—	—	—	—	—
44	Brenner, Kevin	11	—	—	—	—	—	—	—	—	—	—	—	—
22	Davis, Isaiah	11	—	—	—	—	—	—	—	—	—	—	—	—
10	Dustman, Hunter	11	—	—	—	—	—	—	—	—	—	—	—	—
11	Gronowski, Mark	11	—	—	—	—	—	—	—	—	—	—	—	—
1	Janke, Jadon	9	—	—	—	—	—	—	—	—	—	—	—	—
10	Janke, Jaxon	10	—	—	—	—	—	—	—	—	—	—	—	—
7	Mason, Chase	7	—	—	—	—	—	—	—	—	—	—	—	—
TM	Team	11	—	—	—	—	—	—	—	—	—	—	—	—
18	Wilde, Griffin	11	—	—	—	—	—	—	—	—	—	—	—	—
87	Heins, Zach	11	—	—	—	—	—	—	—	—	—	—	—	—
Total		11	383	296	679.0	53.0-192	19.0-116	12-167	29	19	7-0	11	3	—
Opponents		11	370	312	682.0	29.0-102	8.0-55	3-0	18	17	5-0	5	1	—

PLAYOFF RECORD BOOK

INDIVIDUAL

RUSHING ATTEMPTS: 35, by Kyle Minett, at Montana, 11-28-2009
RUSHING YARDS: ^295, by Zach Zenner, vs. Eastern Illinois, 11-24-2012
RUSHING AVERAGE (MIN. 10 ATT.): 15.6 yards per carry (10-156), by Isaiah Davis, vs. Holy Cross, 4-24-2021
RUSHING TOUCHDOWNS: 4, by Zach Zenner, at Montana State, 11-29-2014
LONG RUSH: 87 yards (for TD), by Zach Zenner, at Northern Arizona, 11-30-2013
PASS ATTEMPTS: 43, by Taryn Christion, at Montana, 11-28-2015, and at James Madison, 12-16-2017
PASS COMPLETIONS: 26, by Austin Sumner, at Eastern Washington, 12-7-2013
YARDS PASSING: 315, by Austin Sumner, at Eastern Washington, 12-7-2013
TOUCHDOWN PASSES: 3, by Thomas O'Brien, at Montana, 11-28-2009; by Taryn Christion, vs. Northern Iowa, 12-2-2017, and by Mark Gronowski, vs. Holy Cross, 4-24-2021, and vs. North Dakota State, 1-8-2023
RECEPTIONS: 11, by Trevor Tiefenthaler, at Eastern Washington, 12-7-2013
YARDS RECEIVING: 140, by Jake Wieneke, vs. New Hampshire, 12-9-2017
RECEIVING AVERAGE (MIN. 4 REC.): 21.3 yards, by Jake Wieneke, at Montana, 11-28-2015
RECEIVING TOUCHDOWNS: 3, by Colin Cochart, at Montana, 11-28-2009
LONG RECEPTION: 69 yards (for TD), by Zach Zenner, at Montana State, 11-29-2014
ALL-PURPOSE YARDS: 324 (252 rushing, 72 receiving), by Zach Zenner, at Montana State, 11-29-2014
TOTAL OFFENSE: 331 yards (315 passing, 16 rushing), by Austin Sumner, at Eastern Washington, 12-7-2013
FIELD GOALS MADE: 3, by Justin Syrovatka, vs. Eastern Illinois, 11-24-2012, and by Chase Vinatieri, vs. Northern Iowa, 12-2-2017
FIELD GOALS ATTEMPTED: 3, by Justin Syrovatka, vs. Eastern Illinois, 11-24-2012; by Chase Vinatieri, vs. Northern Iowa, 12-2-2017, and by Cole Frahm, vs. UC Davis, 11-27-2021
LONG FIELD GOAL: 55 yards, by Chase Vinatieri, vs. Northern Iowa, 12-2-2017
PUNTS: 9, by Brady Hale, at Montana, 11-28-2015
PUNTING AVERAGE (MIN. 2 ATT.): 53.2 yards (4 punts), by Hunter Dustman, vs. North Dakota State, 1-8-2023
LONG PUNT: 61 yards, by Brady Hale, vs. Villanova, 12-3-2016, and by Ben Dinkel, vs. Delaware, 5-8-2021
PUNT RETURNS: 5, by Je Ryan Butler, at Northern Arizona, 11-30-2013
PUNT RETURN YARDS: 90, by Je Ryan Butler, at Northern Arizona, 11-30-2013
LONG PUNT RETURN: 80 yards, by Je Ryan Butler, at North Dakota State, 12-6-2014
KICKOFF RETURNS: 5, by Tyrel Kool, at Montana, 11-28-2009
KICKOFF RETURN YARDS: 115 (2 returns), by Cade Johnson, vs. New Hampshire, 12-9-2017
LONG KICKOFF RETURN: 99 yards (for TD), by Cade Johnson, vs. New Hampshire, 12-9-2017
TACKLES: 18, by Ross Shafraeth, at North Dakota State, 12-1-2012
TACKLES FOR LOSS: 4.0, by Chase Douglas, at Northern Arizona, 11-30-2013
SACKS: 2.5, by Ryan Earith, vs. Northern Iowa, 12-7-2019, and by Reece Winkelman, vs. Delaware, 5-8-2021
INTERCEPTIONS: 3, by Dalys Beanum, vs. UC Davis, 11-27-2021
LONG INTERCEPTION RETURN: 65 yards, by Christian Rozeboom, at James Madison, 12-16-2017
PASS BREAKUPS: 3, by Don Gardner, vs. Sam Houston, 5-16-2021
LONG FUMBLE RETURN: 45 yards, by Winston Wright, vs. Eastern Illinois, 11-24-2012

^ tied school record



Tight end Colin Cochart caught three touchdown passes in the Jackrabbits' first-ever Football Championship Subdivision playoff game, Nov. 28, 2009, at Montana.

TEAM

POINTS SCORED: 58, vs. Eastern Illinois, 11-24-2012
MOST POINTS-QUARTER: 24, vs. Eastern Illinois (second quarter), 11-24-2012, and vs. North Dakota State (second quarter), 1-8-2023
FIRST DOWNS: 29, vs. Eastern Illinois, 11-24-2012
RUSHING ATTEMPTS: 53, vs. Eastern Illinois, 11-24-2012
RUSHING YARDS: 446, vs. UC Davis, 11-27-2021
AVERAGE PER RUSH: 10.6 yards per carry, vs. UC Davis, 11-27-2021
RUSHING TOUCHDOWNS: 6, vs. Eastern Illinois, 11-24-2012
PASS ATTEMPTS: 48, at James Madison, 12-16-2017
PASS COMPLETIONS: 26, at Eastern Washington, 12-7-2013
YARDS PASSING: 315, at Eastern Washington, 12-7-2013
YARDS PER ATTEMPT: 12.0, vs. Montana State, 12-17-2022
YARDS PER COMPLETION: 20.3, vs. Southern Illinois, 5-2-2021
TOUCHDOWN PASSES: 3, five times (last: vs. North Dakota State, 1-8-2023)
TOTAL OFFENSE: 580 yards (434 rushing, 146 passing), vs. Eastern Illinois, 11-24-2012
TOTAL PLAYS: 84, at Montana, 11-28-2015
AVERAGE GAIN PER PLAY: 9.1 yards, vs. UC Davis, 11-27-2021
SACKS: 7, at Northern Arizona, 11-30-2013, and vs. Delaware, 5-8-2021
INTERCEPTIONS FORCED: ^6, vs. UC Davis, 11-27-2021
PENALTIES: 10, at Montana, 11-28-2009
PENALTY YARDS: 75, at Montana, 11-28-2009
FUMBLES: 4, at James Madison, 12-16-2017
FUMBLES LOST: 4, at James Madison, 12-16-2017
TIME OF POSSESSION-GAME: 37:03, vs. Eastern Illinois, 11-24-2012
TIME OF POSSESSION-QUARTER: 11:04, vs. Duquesne (first quarter), 12-1-2018

CAREER PLAYOFF STATISTICS — OFFENSIVE KEY PLAYERS

MARK GRONOWSKI

Date • Opponent	Comp	Att	Int	Yds	TD	LG	Rush	Yds	TD	LG	Rec	Yds	TD	LG
Apr. 24, 2021 • vs. Holy Cross	12	21	0	153	3	45	2	15	0	9	0	0	0	0
May 2, 2021 • vs. Southern Illinois	9	16	0	183	2	31	13	142	1	67	0	0	0	0
May 8, 2021 • vs. Delaware	10	16	0	162	2	36	7	27	0	13	1	24	1	24
May 16, 2021 • vs. Sam Houston	1	2	0	16	0	16	2	10	0	7	0	0	0	0
Dec. 3, 2022 • vs. Delaware	11	15	0	131	1	34	8	73	1	51	0	0	0	0
Dec. 10, 2022 • vs. Holy Cross	12	22	0	177	2	44	10	47	1	18	0	0	0	0
Dec. 17, 2022 • vs. Montana State	10	13	0	189	2	38	10	52	1	16	0	0	0	0
Jan. 8, 2023 • vs. North Dakota State	14	21	0	223	3	44	5	57	1	51	0	0	0	0
Career Playoff Totals • 8 Games	79	126	0	1,234	15	45	57	423	5	67	1	24	1	24

Notes: 184.25 NCAA efficiency rating • 62.7 completion percentage • 15.6 yards/completion • 9.8 yards/attempt • 207.1 yards of total offense/game
 Did not play in 2021 fall postseason due to injury

ISAIAH DAVIS

Date • Opponent	Rush	Yds	TD	LG	Rec	Yds	TD	LG	KOR	Yds	TD	LG	PR	Yds	LG	APY
Apr. 24, 2021 • vs. Holy Cross	10	156	1	60	0	0	0	0	0	0	0	0	0	0	0	156
May 2, 2021 • vs. Southern Illinois	10	42	1	12	1	4	0	4	1	50	0	50	0	0	0	96
May 8, 2021 • vs. Delaware	9	70	0	36	1	36	0	36	0	0	0	0	0	0	0	106
May 16, 2021 • vs. Sam Houston	14	178	3	85	1	13	0	13	4	111	0	4	0	0	0	305
Nov. 27, 2021 • vs. UC Davis	15	217	1	53	0	0	0	0	0	0	0	0	0	0	0	217
Dec. 4, 2021 • at Sacramento State	19	108	2	11	1	8	0	8	0	0	0	0	1	17	17	133
Dec. 11, 2021 • at Villanova	25	174	3	32	0	0	0	0	0	0	0	0	0	0	0	174
Dec. 18, 2021 • at Montana State	9	13	0	8	1	0	0	0	0	0	0	0	0	0	0	13
Dec. 3, 2022 • vs. Delaware	14	104	2	35	0	0	0	0	0	0	0	0	0	0	0	104
Dec. 10, 2022 • vs. Holy Cross	20	154	1	27	1	0	0	0	0	0	0	0	0	0	0	154
Dec. 17, 2022 • vs. Montana State	16	158	1	41	0	0	0	0	0	0	0	0	0	0	0	158
Jan. 8, 2023 • vs. North Dakota State	22	103	1	25	2	28	0	16	0	0	0	0	0	0	0	131
Career Playoff Totals • 12 Games	183	1,477	16	85	8	45	0	36	5	161	0	50	1	17	17	1,747

Notes: 9 100-yard rushing games • 123.1 rush yds/game • 8.1 yards per carry

AMAR JOHNSON

Date • Opponent	Rush	Yds	TD	LG	Rec	Yds	TD	LG	KOR	Yds	TD	LG	PR	Yds	LG	APY
Nov. 27, 2021 • vs. UC Davis	4	26	0	13	0	0	0	0	2	14	0	15	0	0	0	40
Dec. 4, 2021 • at Sacramento State	0	0	0	0	0	0	0	0	0	0	0	0	0	0	0	0
Dec. 11, 2021 • at Villanova	14	64	0	24	0	0	0	0	1	16	0	16	0	0	0	80
Dec. 18, 2021 • at Montana State	DNP															
Dec. 3, 2022 • vs. Delaware	9	40	1	9	0	0	0	0	0	0	0	0	0	0	0	40
Dec. 10, 2022 • vs. Holy Cross	5	15	0	5	0	0	0	0	0	0	0	0	0	0	0	15
Dec. 17, 2022 • vs. Montana State	10	69	1	38	3	31	1	23	0	0	0	0	0	0	0	100
Jan. 8, 2023 • vs. North Dakota State	9	126	1	55	1	0	0	0	0	0	0	0	0	0	0	126
Career Playoff Totals • 7 Games	51	340	3	55	4	45	1	23	3	30	0	16	0	0	0	401

CAREER PLAYOFF STATISTICS — OFFENSIVE KEY PLAYERS

JADON JANKE

Date • Opponent	Rec	Yds	TD	LG	Rush	Yds	TD	LG	KOR	Yds	TD	LG	PR	Yds	LG	APY
Dec. 14, 2018 • at North Dakota State	0	0	0	0	0	0	0	0	0	0	0	0	0	0	0	0
Dec. 7, 2019 • vs. Northern Iowa	0	0	0	0	0	0	0	0	0	0	0	0	0	0	0	0
Apr. 24, 2021 • vs. Holy Cross	3	69	2	45	0	0	0	0	0	0	0	0	0	0	0	69
May 2, 2021 • vs. Southern Illinois	2	49	2	26	0	0	0	0	0	0	0	0	0	0	0	49
May 8, 2021 • vs. Delaware	0	0	0	0	0	0	0	0	0	0	0	0	0	0	0	0
May 16, 2021 • vs. Sam Houston	2	13	0	9	0	0	0	0	0	0	0	0	0	0	0	13
Nov. 27, 2021 • vs. UC Davis	2	41	1	33	0	0	0	0	0	0	0	0	0	0	0	41
Dec. 4, 2021 • at Sacramento State	2	40	0	29	0	0	0	0	0	0	0	0	0	0	0	40
Dec. 11, 2021 • at Villanova	0	0	0	0	0	0	0	0	3	71	0	26	0	0	0	71
Dec. 18, 2021 • at Montana State	5	66	1	21	0	0	0	0	4	101	0	44	0	0	0	167
Dec. 3, 2022 • vs. Delaware	3	48	0	34	0	0	0	0	1	20	0	20	1	2	2	70
Dec. 10, 2022 • vs. Holy Cross	3	49	1	21	0	0	0	0	2	53	0	25	2	16	15	118
Dec. 17, 2022 • vs. Montana State	1	18	0	18	0	0	0	0	1	17	0	17	0	0	0	35
Jan. 8, 2023 • vs. North Dakota State	5	61	0	18	0	0	0	0	2	26	0	26	1	0	0	87
Career Playoff Totals • 14 Games	28	454	7	45	0	0	0	0	13	288	0	44	4	18	15	760

Note: 16.2 yards/reception

JAXON JANKE

Date • Opponent	Rec	Yds	TD	LG	Rush	Yds	TD	LG	KOR	Yds	TD	LG	PR	Yds	LG	APY
Dec. 14, 2018 • at North Dakota State	0	0	0	0	0	0	0	0	0	0	0	0	0	0	0	0
Dec. 7, 2019 • vs. Northern Iowa	2	20	0	15	0	0	0	0	0	0	0	0	2	17	8	37
Apr. 24, 2021 • vs. Holy Cross	5	37	1	11	0	0	0	0	0	0	0	0	2	12	6	49
May 2, 2021 • vs. Southern Illinois	1	24	0	24	0	0	0	0	0	0	0	0	0	0	0	24
May 8, 2021 • vs. Delaware	3	64	1	30	0	0	0	0	0	0	0	0	1	55	0	119
May 16, 2021 • vs. Sam Houston	3	35	0	16	0	0	0	0	0	0	0	0	0	0	0	35
Nov. 27, 2021 • vs. UC Davis	2	18	0	13	0	0	0	0	0	0	0	0	0	0	0	18
Dec. 4, 2021 • at Sacramento State	5	48	0	16	0	0	0	0	0	0	0	0	0	0	0	48
Dec. 11, 2021 • at Villanova	6	119	2	39	0	0	0	0	0	0	0	0	0	0	0	119
Dec. 18, 2021 • at Montana State	6	104	0	35	0	0	0	0	0	0	0	0	0	0	0	104
Dec. 3, 2022 • vs. Delaware	4	38	1	14	0	0	0	0	0	0	0	0	0	0	0	38
Dec. 10, 2022 • vs. Holy Cross	4	82	1	44	0	0	0	0	0	0	0	0	0	0	0	82
Dec. 17, 2022 • vs. Montana State	3	74	0	38	0	0	0	0	0	0	0	0	0	0	0	74
Jan. 8, 2023 • vs. North Dakota State	3	60	2	30	0	0	0	0	0	0	0	0	0	0	0	60
Career Playoff Totals • 14 Games	47	723	8	44	0	0	0	0	0	0	0	0	5	84	8	807

Note: 15.4 yards/reception

ZACH HEINS

Date • Opponent	Rec	Yds	TD	LG
Apr. 24, 2021 • vs. Holy Cross	0	0	0	0
May 2, 2021 • vs. Southern Illinois	0	0	0	0
May 8, 2021 • vs. Delaware	1	5	0	5
May 16, 2021 • vs. Sam Houston	3	44	0	23
Nov. 27, 2021 • vs. UC Davis	1	3	1	3
Dec. 4, 2021 • at Sacramento State	1	13	0	13
Dec. 11, 2021 • at Villanova	2	17	0	9
Dec. 18, 2021 • at Montana State	2	18	0	9
Dec. 3, 2022 • vs. Delaware	1	8	0	8
Dec. 10, 2022 • vs. Holy Cross	1	29	0	29
Dec. 17, 2022 • vs. Montana State	0	0	0	0
Jan. 8, 2023 • vs. North Dakota State	0	0	0	0
Career Playoff Totals • 12 Games	12	137	1	29

MIKE MORGAN

Date • Opponent	Rec	Yds	TD	LG
Dec. 7, 2019 • vs. Northern Iowa	0	0	0	0
Apr. 24, 2021 • vs. Holy Cross	0	0	0	0
May 2, 2021 • vs. Southern Illinois	DNP			
May 8, 2021 • vs. Delaware	DNP			
May 16, 2021 • vs. Sam Houston	0	0	0	0
Nov. 27, 2021 • vs. UC Davis	DNP			
Dec. 4, 2021 • at Sacramento State	0	0	0	0
Dec. 11, 2021 • at Villanova	0	0	0	0
Dec. 18, 2021 • at Montana State	1	1	0	1
Dec. 3, 2022 • vs. Delaware	1	3	0	3
Dec. 10, 2022 • vs. Holy Cross	0	0	0	0
Dec. 17, 2022 • vs. Montana State	0	0	0	0
Jan. 8, 2023 • vs. North Dakota State	1	44	1	44
Career Playoff Totals • 10 Games	3	48	1	44

CAREER PLAYOFF STATISTICS — DEFENSIVE KEY PLAYERS

DALYS BEANUM

Date • Opponent	Solo	Ast	Total	TFL-Yds	Sack-Yds	FF	FR-Yds	Int-Yds	PBU
Apr. 24, 2021 • vs. Holy Cross	0	0	0	0-0	0-0	0	0-0	0-0	0
May 2, 2021 • vs. Southern Illinois	1	0	1	0-0	0-0	0	0-0	0-0	0
May 8, 2021 • vs. Delaware	0	0	0	0-0	0-0	0	0-0	0-0	0
May 16, 2021 • vs. Sam Houston	0	0	0	0-0	0-0	0	0-0	0-0	0
Nov. 27, 2021 • vs. UC Davis	1	0	1	0-0	0-0	0	0-0	*3-60	0
Dec. 4, 2021 • at Sacramento State	2	0	2	0-0	0-0	0	0-0	0-0	1
Dec. 11, 2021 • at Villanova	3	0	3	0-0	0-0	0	0-0	0-0	0
Dec. 18, 2021 • at Montana State	0	0	0	0-0	0-0	0	0-0	0-0	0
Dec. 3, 2022 • vs. Delaware	3	0	3	0-0	0-0	0	0-0	0-0	0
Dec. 10, 2022 • vs. Holy Cross	6	2	8	0-0	0-0	0	0-0	0-0	2
Dec. 17, 2022 • vs. Montana State	2	0	2	0-0	0-0	0	0-0	0-0	1
Jan. 8, 2023 • vs. North Dakota State	1	0	1	0-0	0-0	0	1-0	0-0	1
Career Playoff Totals • 12 Games	19	2	21	0-0	0-0	0	1-0	3-60	5

* Returned one INT for 59-yard TD

ADAM BOCK

Date • Opponent	Solo	Ast	Total	TFL-Yds	Sack-Yds	FF	FR-Yds	Int-Yds	PBU
Apr. 24, 2021 • vs. Holy Cross	3	6	9	0-0	0-0	0	0-0	0-0	0
May 2, 2021 • vs. Southern Illinois	7	6	13	1.0-1	0-0	0	0-0	0-0	0
May 8, 2021 • vs. Delaware	4	2	6	1.0-8	1.0-8	0	0-0	0-0	0
May 16, 2021 • vs. Sam Houston	4	4	8	0-0	0-0	0	0-0	0-0	0
Nov. 27, 2021 • vs. UC Davis	3	3	6	0-0	0-0	0	0-0	*1-39	0
Dec. 4, 2021 • at Sacramento State	1	5	6	0-0	0-0	0	0-0	0-0	1
Dec. 11, 2021 • at Villanova	3	4	7	0-0	0-0	0	0-0	0-0	0
Dec. 18, 2021 • at Montana State	4	2	6	0.5-2	0-0	0	0-0	0-0	0
Dec. 3, 2022 • vs. Delaware	DNP								
Dec. 10, 2022 • vs. Holy Cross	1	3	4	0.5-4	0-0	0	0-0	0-0	0
Dec. 17, 2022 • vs. Montana State	6	2	8	2.5-6	1.0-3	0	0-0	0-0	0
Jan. 8, 2023 • vs. North Dakota State	0	6	6	0-0	0-0	0	0-0	0-0	0
Career Playoff Totals • 11 Games	36	43	79	5.5-21	2.0-11	0	0-0	1-39	1

* Returned for touchdown

JASON FREEMAN

Date • Opponent	Solo	Ast	Total	TFL-Yds	Sack-Yds	FF	FR-Yds	Int-Yds	PBU
Dec. 3, 2022 • vs. Delaware	4	5	9	1.5-2	0-0	0	0-0	0-0	0
Dec. 10, 2022 • vs. Holy Cross	1	2	3	0.5-5	0-0	0	0-0	*1-37	0
Dec. 17, 2022 • vs. Montana State	4	2	6	0-0	0-0	0	0-0	0-0	0
Jan. 8, 2023 • vs. North Dakota State	8	2	10	0-0	0-0	0	0-0	1-15	0
Career Playoff Totals • 4 Games	17	11	28	2.0-7	0-0	0	0-0	2-52	0

* Returned for touchdown

CAREER PLAYOFF STATISTICS — DEFENSIVE KEY PLAYERS

DYSHAWN GALES

Date • Opponent	Solo	Ast	Total	TFL-Yds	Sack-Yds	FF	FR-Yds	Int-Yds	PBU
Dec. 7, 2019 • vs. Northern Iowa	0	0	0	0-0	0-0	0	0-0	0-0	0
Apr. 24, 2021 • vs. Holy Cross	1	1	2	1.0-2	0-0	0	0-0	0-0	0
May 2, 2021 • vs. Southern Illinois	2	0	2	1.0-1	0-0	0	0-0	0-0	2
May 8, 2021 • vs. Delaware	1	0	1	0-0	0-0	0	0-0	0-0	0
May 16, 2021 • vs. Sam Houston	4	1	5	0-0	0-0	0	0-0	0-0	0
Nov. 27, 2021 • vs. UC Davis	DNP								
Dec. 4, 2021 • at Sacramento State	2	2	4	0-0	0-0	0	0-0	0-0	0
Dec. 11, 2021 • at Villanova	0	0	0	0-0	0-0	0	0-0	0-0	0
Dec. 18, 2021 • at Montana State	3	0	3	0-0	0-0	0	0-0	0-0	0
Dec. 3, 2022 • vs. Delaware	1	0	1	0-0	0-0	0	0-0	0-0	1
Dec. 10, 2022 • vs. Holy Cross	2	2	4	1.0-6	1.0-6	0	0-0	0-0	1
Dec. 17, 2022 • vs. Montana State	0	1	1	0-0	0-0	0	0-0	0-0	0
Jan. 8, 2023 • vs. North Dakota State	1	2	3	0.5-2	0-0	0	0-0	1-3	2
Career Playoff Totals • 12 Games	17	9	26	3.5-11	1.0-6	0	0-0	1-3	6

QUINTON HICKS

Date • Opponent	Solo	Ast	Total	TFL-Yds	Sack-Yds	FF	FR-Yds	Int-Yds	PBU
Dec. 7, 2019 • vs. Northern Iowa	1	1	2	0.5-1	0.5-1	0	0-0	0-0	0
Apr. 24, 2021 • vs. Holy Cross	1	0	1	1.0-1	0-0	0	0-0	0-0	0
May 2, 2021 • vs. Southern Illinois	1	0	1	0-0	0-0	0	0-0	0-0	0
May 8, 2021 • vs. Delaware	2	2	4	1.5-6	0.5-4	0	0-0	0-0	0
May 16, 2021 • vs. Sam Houston	1	2	3	0.5-1	0.5-1	0	0-0	0-0	0
Nov. 27, 2021 • vs. UC Davis	1	0	1	0-0	0-0	0	0-0	0-0	0
Dec. 4, 2021 • at Sacramento State	0	0	0	0-0	0-0	0	0-0	0-0	0
Dec. 11, 2021 • at Villanova	0	0	0	0-0	0-0	0	0-0	0-0	0
Dec. 18, 2021 • at Montana State	1	0	1	0-0	0-0	0	0-0	0-0	0
Dec. 3, 2022 • vs. Delaware	0	1	1	0-0	0-0	0	0-0	0-0	0
Dec. 10, 2022 • vs. Holy Cross	0	0	0	0-0	0-0	0	0-0	0-0	0
Dec. 17, 2022 • vs. Montana State	0	0	0	0-0	0-0	0	0-0	0-0	0
Jan. 8, 2023 • vs. North Dakota State	1	0	1	0-0	0-0	0	0-0	0-0	0
Career Playoff Totals • 13 Games	9	6	15	3.5-9	1.5-6	0	0-0	0-0	0

COLBY HUERTER

Date • Opponent	Solo	Ast	Total	TFL-Yds	Sack-Yds	FF	FR-Yds	Int-Yds	PBU
Nov. 27, 2021 • vs. UC Davis	3	0	3	0-0	0-0	0	0-0	0-0	0
Dec. 4, 2021 • at Sacramento State	1	1	2	0-0	0-0	0	0-0	0-0	0
Dec. 11, 2021 • at Villanova	0	0	0	0-0	0-0	0	0-0	0-0	0
Dec. 18, 2021 • at Montana State	DNP								
Dec. 3, 2022 • vs. Delaware	2	0	2	1.0-2	0-0	0	0-0	0-0	0
Dec. 10, 2022 • vs. Holy Cross	2	2	4	0-0	0-0	0	0-0	0-0	0
Dec. 17, 2022 • vs. Montana State	1	1	2	0-0	0-0	0	0-0	0-0	0
Jan. 8, 2023 • vs. North Dakota State	2	0	2	0-0	0-0	0	0-0	0-0	0
Career Playoff Totals • 7 Games	11	4	15	1.0-2	0-0	0	0-0	0-0	0

CAREER PLAYOFF STATISTICS — DEFENSIVE KEY PLAYERS

CADEN JOHNSON

Date • Opponent	Solo	Ast	Total	TFL-Yds	Sack-Yds	FF	FR-Yds	Int-Yds	PBU
Apr. 24, 2021 • vs. Holy Cross	0	0	0	0-0	0-0	0	0-0	0-0	0
May 2, 2021 • vs. Southern Illinois	0	0	0	0-0	0-0	0	0-0	0-0	0
May 8, 2021 • vs. Delaware	0	0	0	0-0	0-0	0	0-0	0-0	0
May 16, 2021 • vs. Sam Houston	0	0	0	0-0	0-0	0	0-0	0-0	0
Nov. 27, 2021 • vs. UC Davis	0	1	1	0-0	0-0	0	0-0	0-0	0
Dec. 4, 2021 • at Sacramento State	0	1	1	0-0	0-0	0	0-0	0-0	0
Dec. 11, 2021 • at Villanova	0	1	1	0.5-1	0-0	0	0-0	0-0	0
Dec. 18, 2021 • at Montana State (DNP)									
Dec. 3, 2022 • vs. Delaware	0	1	1	0-0	0-0	0	0-0	0-0	0
Dec. 10, 2022 • vs. Holy Cross	1	0	1	0-0	0-0	0	0-0	0-0	0
Dec. 17, 2022 • vs. Montana State	2	0	2	2.0-2	1.0-1	0	0-0	0-0	0
Jan. 8, 2023 • vs. North Dakota State	0	1	1	0-0	0-0	0	0-0	0-0	0
Career Playoff Totals • 11 Games	3	5	8	2.5-3	1.0-1	0	0	0-0	0

TUCKER LARGE

Date • Opponent	Solo	Ast	Total	TFL-Yds	Sack-Yds	FF	FR-Yds	Int-Yds	PBU
Dec. 4, 2021 • at Sacramento State	0	0	0	0-0	0-0	0	0-0	0-0	0
Dec. 3, 2022 • vs. Delaware	2	0	2	0-0	0-0	0	0-0	0-0	0
Dec. 10, 2022 • vs. Holy Cross	1	2	3	0-0	0-0	0	0-0	0-0	0
Dec. 17, 2022 • vs. Montana State	1	0	1	0-0	0-0	0	0-0	0-0	0
Jan. 8, 2023 • vs. North Dakota State	2	0	2	0-0	0-0	0	0-0	0-0	0
Career Playoff Totals • 5 Games	6	2	8	0-0	0-0	0	0-0	0-0	0

CALE REEDER

Date • Opponent	Solo	Ast	Total	TFL-Yds	Sack-Yds	FF	FR-Yds	Int-Yds	PBU
Apr. 24, 2021 • vs. Holy Cross	0	0	0	0-0	0-0	0	0-0	0-0	1
May 2, 2021 • vs. Southern Illinois	2	0	2	0-0	0-0	0	0-0	0-0	0
May 8, 2021 • vs. Delaware	0	1	1	0-0	0-0	0	0-0	0-0	0
May 16, 2021 • vs. Sam Houston	0	0	0	0-0	0-0	0	0-0	0-0	0
Nov. 27, 2021 • vs. UC Davis	7	1	8	0.5-0	0-0	0	0-0	0-0	1
Dec. 4, 2021 • at Sacramento State	4	2	6	0-0	0-0	0	0-0	0-0	0
Dec. 11, 2021 • at Villanova	4	3	7	2.0-3	0-0	0	0-0	0-0	0
Dec. 18, 2021 • at Montana State	3	1	4	0-0	0-0	0	0-0	0-0	1
Dec. 3, 2022 • vs. Delaware	2	0	2	0-0	0-0	0	0-0	0-0	0
Dec. 10, 2022 • vs. Holy Cross	1	1	2	1.0-7	0-0	0	0-0	0-0	0
Dec. 17, 2022 • vs. Montana State	2	1	3	0-0	0-0	0	0-0	0-0	1
Jan. 8, 2023 • vs. North Dakota State	2	1	3	0-0	0-0	0	0-0	0-0	0
Career Playoff Totals • 12 Games	27	11	38	3.5-10	0-0	0	0-0	0-0	4

GRAHAM SPALDING

Date • Opponent	Solo	Ast	Total	TFL-Yds	Sack-Yds	FF	FR-Yds	Int-Yds	PBU
Apr. 24, 2021 • vs. Holy Cross	2	1	3	0-0	0-0	0	0-0	0-0	0
May 2, 2021 • vs. Southern Illinois	2	1	3	0-0	0-0	0	0-0	0-0	0
May 8, 2021 • vs. Delaware	1	0	1	0-0	0-0	0	0-0	0-0	0
May 16, 2021 • vs. Sam Houston	0	0	0	0-0	0-0	0	0-0	0-0	0
Nov. 27, 2021 • vs. UC Davis	4	0	4	0-0	0-0	0	0-0	0-0	0
Dec. 4, 2021 • at Sacramento State	0	0	0	0-0	0-0	0	0-0	0-0	0
Dec. 11, 2021 • at Villanova	0	0	0	0-0	0-0	0	0-0	0-0	0
Dec. 18, 2021 • at Montana State (DNP)									
Dec. 3, 2022 • vs. Delaware	3	2	5	0-0	0-0	0	0-0	0-0	0
Dec. 10, 2022 • vs. Holy Cross	2	0	2	0-0	0-0	0	0-0	0-0	0
Dec. 17, 2022 • vs. Montana State	3	0	3	0-0	0-0	0	0-0	0-0	0
Jan. 8, 2023 • vs. North Dakota State	2	3	5	0-0	0-0	0	0-0	0-0	0
Career Playoff Totals • 11 Games	19	7	26	0-0	0-0	0	0-0	0-0	0

CAREER PLAYOFF STATISTICS — DEFENSIVE KEY PLAYERS

ISAIAH STALBIRD

Date • Opponent	Solo	Ast	Total	TFL-Yds	Sack-Yds	FF	FR-Yds	Int-Yds	PBU
Apr. 24, 2021 • vs. Holy Cross	2	3	5	1.0-2	0-0	0	0-0	0-0	1
May 2, 2021 • vs. Southern Illinois	1	1	2	0-0	0-0	0	0-0	0-0	0
May 8, 2021 • vs. Delaware	2	1	3	0-0	0-0	0	0-0	0-0	0
May 16, 2021 • vs. Sam Houston	0	3	3	0-0	0-0	0	0-0	0-0	0
Nov. 27, 2021 • vs. UC Davis	3	3	6	0-0	0-0	0	0-0	0-0	0
Dec. 4, 2021 • at Sacramento State	6	3	9	0-0	0-0	0	0-0	0-0	0
Dec. 11, 2021 • at Villanova	1	2	3	0.5-1	0-0	0	0-0	0-0	0
Dec. 18, 2021 • at Montana State	3	1	4	0.5-1	0-0	1	0-0	0-0	0
Dec. 3, 2022 • vs. Delaware	2	0	2	0-0	0-0	0	0-0	0-0	0
Dec. 10, 2022 • vs. Holy Cross	2	3	5	0-0	0-0	0	0-0	0-0	1
Dec. 17, 2022 • vs. Montana State	4	4	8	0.5-2	0-0	0	0-0	0-0	0
Jan. 8, 2023 • vs. North Dakota State	5	2	7	0-0	0-0	0	0-0	0-0	0
Career Playoff Totals • 12 Games	31	26	57	2.5-6	0-0	1	0-0	0-0	2

CADE TERVEER

Date • Opponent	Solo	Ast	Total	TFL-Yds	Sack-Yds	FF	FR-Yds	Int-Yds	PBU
Apr. 24, 2021 • vs. Holy Cross	1	0	1	0-0	0-0	0	0-0	0-0	0
May 2, 2021 • vs. Southern Illinois	1	0	1	1.0-1	0-0	0	0-0	0-0	0
May 8, 2021 • vs. Delaware	0	1	1	0-0	0-0	0	0-0	0-0	0
May 16, 2021 • vs. Sam Houston	1	0	1	0-0	0-0	0	0-0	0-0	0
Nov. 27, 2021 • vs. UC Davis	1	1	2	0-0	0-0	0	0-0	1-14	0
Dec. 4, 2021 • at Sacramento State	1	1	2	1.5-15	1.5-15	0	0-0	1-4	0
Dec. 11, 2021 • at Villanova	1	0	1	1.0-9	1.0-9	1	0-0	0-0	0
Dec. 18, 2021 • at Montana State	2	0	2	0-0	0-0	0	0-0	0-0	0
Dec. 3, 2022 • vs. Delaware	1	1	2	0-0	0-0	0	0-0	0-0	0
Dec. 10, 2022 • vs. Holy Cross	0	0	0	0-0	0-0	0	0-0	0-0	0
Dec. 17, 2022 • vs. Montana State	2	0	2	1.0-11	1.0-11	0	0-0	0-0	0
Jan. 8, 2023 • vs. North Dakota State	2	1	3	0-0	0-0	0	0-0	0-0	0
Career Playoff Totals • 12 Games	13	5	18	4.5-36	3.5-35	1	0-0	2-18	0

RYAN VAN MAREL

Date • Opponent	Solo	Ast	Total	TFL-Yds	Sack-Yds	FF	FR-Yds	Int-Yds	PBU
Apr. 24, 2021 • vs. Holy Cross	2	0	2	0-0	0-0	0	0-0	0-0	0
May 2, 2021 • vs. Southern Illinois	0	0	0	0-0	0-0	0	0-0	0-0	0
May 8, 2021 • vs. Delaware	1	0	1	0-0	0-0	0	0-0	0-0	0
May 16, 2021 • vs. Sam Houston	0	0	0	0-0	0-0	0	0-0	0-0	0
Nov. 27, 2021 • vs. UC Davis	0	0	0	0-0	0-0	0	0-0	0-0	0
Dec. 4, 2021 • at Sacramento State	0	1	1	0.5-1	0-0	0	0-0	0-0	0
Dec. 11, 2021 • at Villanova	0	0	0	0-0	0-0	0	0-0	0-0	0
Dec. 18, 2021 • at Montana State	0	0	0	0-0	0-0	0	0-0	0-0	0
Dec. 3, 2022 • vs. Delaware	0	1	1	0-0	0-0	0	0-0	0-0	0
Dec. 10, 2022 • vs. Holy Cross	1	0	1	1.0-13	1.0-13	0	0-0	0-0	0
Dec. 17, 2022 • vs. Montana State	0	0	0	0-0	0-0	0	0-0	0-0	0
Jan. 8, 2023 • vs. North Dakota State	1	1	2	1.0-9	0-0	0	0-0	0-0	0
Career Playoff Totals • 12 Games	5	3	8	2.5-23	1.0-13	0	0-0	0-0	0

BRIAN WILLIAMS

Date • Opponent	Solo	Ast	Total	TFL-Yds	Sack-Yds	FF	FR-Yds	Int-Yds	PBU
Dec. 3, 2022 • vs. Delaware	0	0	0	0-0	0-0	0	0-0	0-0	0
Dec. 10, 2022 • vs. Holy Cross	0	0	0	0-0	0-0	0	0-0	0-0	0
Dec. 17, 2022 • vs. Montana State	0	0	0	0-0	0-0	0	0-0	0-0	0
Jan. 8, 2023 • vs. North Dakota State	1	1	2	0.5-2	0-0	0	0-0	0-0	0
Career Playoff Totals • 4 Games	1	1	2	0.5-2	0-0	0	0-0	0-0	0

CAREER PLAYOFF STATISTICS — DEFENSIVE/SPECIAL TEAMS KEY PLAYERS

SAIVEON WILLIAMSON

Date • Opponent	Solo	Ast	Total	TFL-Yds	Sack-Yds	FF	FR-Yds	Int-Yds	PBU
Apr. 24, 2021 • vs. Holy Cross	0	1	1	0-0	0-0	0	0-0	0-0	0
May 2, 2021 • vs. Southern Illinois	0	0	0	0-0	0-0	0	0-0	0-0	0
May 8, 2021 • vs. Delaware	2	1	3	0-0	0-0	0	0-0	0-0	0
May 16, 2021 • vs. Sam Houston	0	0	0	0-0	0-0	0	0-0	0-0	0
Dec. 3, 2022 • vs. Delaware	8	3	11	0-0	0-0	0	0-0	0-0	0
Dec. 10, 2022 • vs. Holy Cross	7	2	9	0-0	0-0	0	0-0	0-0	0
Dec. 17, 2022 • vs. Montana State	0	0	0	0-0	0-0	0	0-0	0-0	0
Jan. 8, 2023 • vs. North Dakota State	0	1	1	0-0	0-0	0	0-0	0-0	0
Career Playoff Totals • 8 Games	17	8	25	0-0	0-0	0	0-0	0-0	0

Missed 2021 playoffs due to injury

HUNTER DUSTMAN – Kicking

Date • Opponent	Points	PAT	FG	LG	0-19	20-29	30-39	40-49	50+
Apr. 24, 2021 • vs. Holy Cross	0	0-0	0-0	0	0-0	0-0	0-0	0-0	0-0
May 2, 2021 • vs. Southern Illinois	0	0-0	0-0	0	0-0	0-0	0-0	0-0	0-0
Nov. 27, 2021 • vs. UC Davis	0	0-0	0-0	0	0-0	0-0	0-0	0-0	0-0
Dec. 4, 2021 • at Sacramento State	0	0-0	0-0	0	0-0	0-0	0-0	0-0	0-0
Dec. 11, 2021 • at Villanova	0	0-0	0-0	0	0-0	0-0	0-0	0-0	0-0
Dec. 18, 2021 • at Montana State	0	0-0	0-0	0	0-0	0-0	0-0	0-0	0-0
Dec. 3, 2022 • vs. Delaware	6	6-6	0-0	0	0-0	0-0	0-0	0-0	0-0
Dec. 10, 2022 • vs. Holy Cross	10	4-4	2-3	29	0-0	2-2	0-0	0-1	0-0
Dec. 17, 2022 • vs. Montana State	7	4-4	1-1	21	0-0	1-1	0-0	0-0	0-0
Jan. 8, 2023 • vs. North Dakota State	9	6-6	1-1	30	0-0	0-0	1-1	0-0	0-0
Career Playoff Totals • 4 Games	32	20-20	4-5	30	0-0	3-3	1-1	0-1	0-0

HUNTER DUSTMAN – Punting

Date • Opponent	Punts	Yds	Avg	LG	BLK	TB	FC	50+	I20
Apr. 24, 2021 • vs. Holy Cross	1	36	36.0	36	0	0	0	0	1
May 2, 2021 • vs. Southern Illinois	3	95	31.7	37	0	0	2	0	0
Nov. 27, 2021 • vs. UC Davis	2	54	27.0	29	0	0	1	0	0
Dec. 4, 2021 • at Sacramento State	5	224	44.8	59	0	0	1	2	3
Dec. 11, 2021 • at Villanova	4	144	36.0	46	0	0	1	0	1
Dec. 18, 2021 • at Montana State	2	101	50.5	57	0	0	1	1	1
Dec. 3, 2022 • vs. Delaware	4	145	36.2	44	0	0	0	0	1
Dec. 10, 2022 • vs. Holy Cross	2	88	44.0	49	0	0	0	0	0
Dec. 17, 2022 • vs. Montana State	2	63	31.5	40	0	0	1	0	1
Jan. 8, 2023 • vs. North Dakota State	4	213	53.2	55	0	0	0	4	1
Career Playoff Totals • 10 Games	29	1,163	40.1	59	0	0	7	7	9

CAREER HIGHS — OFFENSE

QUARTERBACKS



5-JON BELL

6-3, 190, So.

Naperville, Illinois • Naperville North H.S.

SINGLE-GAME CAREER HIGHS

Completions: 1, vs. Western Oregon, 8-31-2023
Passing Attempts: 4, vs. Western Oregon, 8-31-2023
Passing Yards: 6, vs. Western Oregon, 8-31-2023
Long Pass: 6 yards, to Angel Johnson, vs. Western Oregon, 8-31-2023
Touchdown Passes: N/A
Interceptions: N/A
Rushing Attempts: 2, vs. Western Oregon, 8-31-2023
Rushing Yards: 13, vs. Western Oregon, 8-31-2023
Long Rush: 11 yards, vs. Western Oregon, 8-31-2023
Rushing TDs: N/A



11-MARK GRONOWSKI

6-3, 225, Jr.

Naperville, Illinois • Neuqua Valley H.S.

SINGLE-GAME CAREER HIGHS

Completions: 22, at Missouri State, 9-24-2022, and vs. Indiana State, 10-29-2022
Passing Attempts: 33, vs. Western Illinois, 10-1-2022
Passing Yards: 323, vs. Missouri State, 11-18-2023
Long Pass: 76 yards (for TD) to Jaxon Janke, at North Dakota, 2-27-2021
Touchdown Passes: 5, vs. Drake, 9-16-2023
Interceptions: 2, at North Dakota, 2-27-2021, and vs. UC Davis, 9-10-2022
Rushing Attempts: 16, at North Dakota State, 4-17-2021
Rushing Yards: 142, vs. Southern Illinois, 5-2-2021
Long Rush: 80 yards (for TD), vs. Western Illinois, 3-6-2021
Rushing Touchdowns: 2, four times (last: at North Dakota, 10-22-2022)
Receptions: 1, three times (last: at Illinois State, 10-7-2023)
Receiving Yards: 24, vs. Delaware, 5-8-2021
Long Reception: 24 yards (for TD), vs. Delaware, 5-8-2021
Receiving Touchdowns: 1, vs. Delaware, 5-8-2021



7-CHASE MASON

6-4, 230, So.

Hurley, South Dakota • Viborg-Hurley H.S./ Nebraska

SINGLE-GAME CAREER HIGHS

Completions: 5, vs. Western Oregon, 8-31-2023
Passing Attempts: 9, vs. Western Oregon, 8-31-2023
Passing Yards: 67, vs. Western Oregon, 8-31-2023
Long Pass: 31 yards, to Griffin Wilde, vs. Western Oregon, 8-31-2023
Touchdown Passes: N/A
Interceptions: N/A
Rushing Attempts: 3, vs. Western Oregon, 8-31-2023
Rushing Yards: 69, vs. Drake, 9-16-2023
Long Rush: 69 yards (for TD), vs. Drake, 9-16-2023
Rushing Touchdowns: 1, vs. Western Oregon, 8-31-2023, and vs. Drake, 9-16-2023

RUNNING BACKS



22-ISAIAH DAVIS

6-1, 220, Sr.

Joplin, Missouri • Joplin H.S.

SINGLE-GAME CAREER HIGHS

Rushing Attempts: 27, vs. Western Illinois, 10-1-2022
Rushing Yards: 217, vs. UC Davis, 11-27-2021
Long Rush: 85 yards (for TD), vs. Sam Houston, 5-16-2021
Rushing Touchdowns: 3, five times (last: vs. North Dakota, 9-30-2023)
Receptions: 5, at Iowa, 9-3-2022, and at Northern Iowa, 11-5-2022
Receiving Yards: 47, vs. Drake, 9-16-2023
Long Reception: 36 yards, vs. Delaware, 5-8-2021
Receiving Touchdowns: 1, vs. Drake, 9-16-2023
Kickoff Returns: 4, vs. Sam Houston, 5-16-2021
Kickoff Return Yards: 114, vs. Sam Houston, 5-16-2021
Long Kickoff Return: 50 yards, vs. Southern Illinois, 5-2-2021
Punt Returns: 1, three times (last: at Sacramento State, 12-4-2021)
Punt Return Yards: 17, at Sacramento State
All-Purpose Yards: 305, vs. Sam Houston, 5-16-2021



3-AMAR JOHNSON

5-10, 200, Jr.

O'Fallon, Missouri • Chaminade College Prep

SINGLE-GAME CAREER HIGHS

Rushing Attempts: 18, at Youngstown State, 10-30-2021
Rushing Yards: 126, vs. North Dakota State, 1-8-2023
Long Rush: 55 yards, vs. North Dakota State, 1-8-2023
Rushing Touchdowns: 2, at South Dakota, 10-28-2023
Receptions: 3, vs. Montana State, 12-17-2022
Receiving Yards: 34, at Indiana State, 9-25-2021
Long Reception: 34 yards, at Indiana State, 9-25-2021
Receiving Touchdowns: 1, vs. Montana State, 12-17-2022
Total Touchdowns: 2, vs. Montana State (1 rushing, 1 receiving), 12-17-2022, and at South Dakota (2 rushing), 10-28-2023
Kickoff Returns: 3, vs. Missouri State, 11-18-2023
Kickoff Return Yards: 73, vs. Drake, 9-16-2023
Long Kickoff Return: 51 yards, vs. Drake, 9-16-2023
All-Purpose Yards: 142, vs. Drake, 9-16-2023



21-ANGEL JOHNSON

5-9, 190, So.

Irene, South Dakota • Viborg-Hurley H.S.

SINGLE-GAME CAREER HIGHS

Rushing Attempts: 10, vs. Western Oregon, 8-31-2023
Rushing Yards: 90, vs. Drake, 9-16-2023
Long Rush: 66 yards (for TD), vs. Drake, 9-16-2023
Rushing Touchdowns: 2, vs. Drake, 9-16-2023
Receptions: 1, seven times (last: vs. Missouri State, 11-18-2023)
Receiving Yards: 23, vs. Missouri State, 11-18-2023
Long Reception: 23 yards, vs. Missouri State, 11-18-2023
Kickoff Returns: 1, vs. Montana State, 12-17-2022
Kickoff Return Yards: 21, vs. Montana State, 12-17-2022
Long Kick Return: 21 yards, vs. Montana State, 12-17-2022

CAREER HIGHS — OFFENSE

RUNNING BACKS (cont.)



24-DERRICK JOHNSON

5-11, 205, R-Fr.

Austin, Texas • Lake Travis H.S.

SINGLE-GAME CAREER HIGHS

Rushing Attempts: 2, vs. Butler, 9-17-2022

Rushing Yards: 3, vs. Butler, 9-17-2022

Long Rush: 3 yards, vs. Butler, 9-17-2022

Rushing Touchdowns: N/A



39-ISAAC KRACL

5-11, 180, R-Fr.

Crete, Nebraska • Crete H.S.

SINGLE-GAME CAREER HIGHS

Rushing Attempts: 2, vs. Western Oregon, 8-31-2023

Rushing Yards: 11, vs. Western Oregon, 8-31-2023

Long Rush: 10 yards, vs. Western Oregon, 8-31-2023

Rushing Touchdowns: N/A



37-KIRBY VORHEES

5-10, 200, Fr.

Lutz, Florida • Steinbrenner H.S.

SINGLE-GAME CAREER HIGHS


Rushing Attempts: 4, vs. Drake, 9-16-2023

Rushing Yards: 16, vs. Drake, 9-16-2023

Long Rush: 8 yards, vs. Drake, 9-16-2023

Rushing Touchdowns: N/A

WIDE RECEIVERS



15-DEVON COLE JR.

5-10, 175, Jr.

Clermont, Florida • Lake Minneola H.S.

SINGLE-GAME CAREER HIGHS

Receptions: 2, vs. Western Oregon, 8-31-2023

Receiving Yards: 26, vs. Western Oregon, 8-31-2023

Long Reception: 15 yards, vs. Western Oregon, 8-31-2023

Receiving Touchdowns: N/A

Punt Returns: 1, at Youngstown State, 10-30-2021, and vs. Drake, 9-16-2023

Long Punt Return: 24 yards, vs. Drake, 9-16-2023



12-GRAHM GOERING

6-3, 205, So.

Iowa City, Iowa • Iowa City West H.S.

SINGLE-GAME CAREER HIGHS

Receptions: 3, at Youngstown State, 11-11-2023

Receiving Yards: 40, vs. Montana State, 9-9-2023

Long Reception: 40 yards, vs. Montana State, 9-9-2023

Receiving Touchdowns: N/A

Kickoff Returns: 1, vs. Western Oregon, 8-31-2023

Long Kickoff Return: 30 yards, vs. Western Oregon, 8-31-2023



1-JADON JANKE

6-3, 210, Sr.

Madison, South Dakota • Madison H.S.

SINGLE-GAME CAREER HIGHS

Receptions: 10, vs. Missouri State, 11-18-2023

Receiving Yards: 187, vs. Missouri State, 11-18-2023

Receiving Touchdowns: 2, seven times (last: at Youngstown State, 11-11-2023)

Long Reception: 56 yards (for TD), at Youngstown State, 11-11-2023

Kickoff Returns: 4, at Montana State, 12-18-2021

Kickoff Return Yards: 101, at Montana State, 12-18-2021

Long Kick Return: 44 yards, at Montana State, 12-18-2021

Punt Returns: 5, at Northern Iowa, 11-5-2022

Punt Return Yards: 78, at Northern Iowa, 11-5-2022

Long Punt Return: 58 yards, at North Dakota, 10-22-2022

Rushing Yards: 10 (on 1 attempt), at Missouri State, 9-24-2022

Rushing Touchdowns: 1, at South Dakota, 10-28-2023

Passing Yards: 16 (on 1 att.), at North Dakota, 10-22-2022

All-Purpose Yards: 187, vs. Missouri State, 11-18-2023

Note: Recovered blocked punt in end zone for touchdown at Southern Illinois, 11-10-2018



10-JAXON JANKE

6-3, 210, Sr.

Madison, South Dakota • Madison H.S.

SINGLE-GAME CAREER HIGHS

Receptions: 9, at Western Illinois, 10-16-2021, and vs. Western Illinois, 10-1-2022

Receiving Yards: 161, at North Dakota, 2-27-2021

Receiving Touchdowns: 2, four times (last: vs. North Dakota State, 1-8-2023)

Long Reception: 76 yards (for TD), at North Dakota, 2-27-2021

Punt Returns: 4, vs. Long Island, 9-7-2019

Punt Return Yards: 111, vs. Long Island, 9-7-2019

Long Punt Return: 77 yards (for TD), vs. Long Island, 9-7-2019

Kickoff Returns: 1, three times (last: vs. Illinois State, 11-9-2019)

Kickoff Return Yards: 20, vs. Illinois State, 11-9-2019

Long Kick Return: 20 yards, vs. Illinois State, 11-9-2019

Rushing Yards: 25 yards (on 1 attempt), vs. Drake, 9-16-2023

All-Purpose Yards: 161, at North Dakota, 2-27-2021



80-KENTRELL PREJEAN

5-8, 150, Fr.

Lafayette, Louisiana • Tuerlings Catholic H.S.

SINGLE-GAME CAREER HIGHS

Receptions: 1, at Youngstown State, 11-11-2023

Receiving Yards: 4, at Youngstown State, 11-11-2023

Long Reception: 4 yards, at Youngstown State, 11-11-2023

Receiving Touchdowns: N/A

CAREER HIGHS — OFFENSE

WIDE RECEIVERS (cont.)



2-MARCUS PRESTON

6-2, 195, Jr.

Lawrence, Kan. • Free State H.S./North Dakota

SINGLE-GAME CAREER HIGHS

Receptions: 1, vs. Drake, 9-16-2023
Receiving Yards: 20, vs. Drake, 9-16-2023
Long Reception: 20 yards, vs. Drake, 9-16-2023
Receiving Touchdowns: N/A



18-GRIFFIN WILDE

6-2, 190, Fr.

Sioux Falls, South Dakota • Jefferson H.S.

SINGLE-GAME CAREER HIGHS

Receptions: 4, vs. Western Oregon, 8-31-2023, and vs. Northern Iowa, 10-14-2023
Receiving Yards: 79, vs. Western Oregon, 8-31-2023
Long Reception: 49 yards (for TD), at Southern Illinois, 10-21-2023
Receiving Touchdowns: 1, five times (last: at Youngstown State, 11-11-2023)
Kickoff Returns: 1, vs. North Dakota, 9-30-2023, and at Youngstown State, 11-11-2023
Long Kickoff Return: 40 yards, at Youngstown State, 11-11-2023

TIGHT ENDS



44-KEVIN BRENNER

6-2, 240, Sr.

Silver Lake, Wisconsin • Wilmot Union H.S.

SINGLE-GAME OFFENSIVE CAREER HIGHS

Receptions: 1, vs. Drake, 9-16-2023, and at Youngstown State, 11-11-2023
Receiving Yards: 15, at Youngstown State, 11-11-2023
Long Reception: 15 yards, at Youngstown State, 11-11-2023
Receiving Touchdowns: 1, vs. Drake, 9-16-2023

SINGLE-GAME DEFENSIVE CAREER HIGHS

Solo Tackles: 2, vs. Lindenwood, 9-11-2021, and vs. UC Davis, 9-10-2022
Assisted Tackles: 2, vs. UC Davis, 9-10-2022
Total Tackles: 4, vs. UC Davis, 9-10-2022
Tackles for Loss: 1.0, at Colorado State, 9-3-2021, and vs. Lindenwood, 9-11-2021



88-GREYTON GANNON

6-4, 230, R-Fr.

Eagle, Wisconsin • Mukwonago H.S.

SINGLE-GAME CAREER HIGHS

Receptions: 1, vs. Drake, 9-16-2023
Receiving Yards: 11, vs. Drake, 9-16-2023
Long Reception: 11 yards, vs. Drake, 9-16-2023
Receiving Touchdowns: N/A



87-ZACH HEINS

6-7, 260, Sr.

Sioux Falls, South Dakota • Washington H.S.

SINGLE-GAME CAREER HIGHS

Receptions: 7, at Missouri State, 9-24-2022
Receiving Yards: 127, at Missouri State, 9-24-2022
Long Reception: 43 yards, at Northern Iowa, 2-19-2021
Receiving Touchdowns: 2, vs. Lindenwood, 9-11-2021, and vs. Northern Iowa, 10-14-2023



34-MIKE MORGAN


6-3, 240, Sr.

New Lenox, Illinois • Lincoln-Way Central H.S.

SINGLE-GAME CAREER HIGHS

Receptions: 2, six times (last: at Youngstown State, 11-11-2023)
Receiving Yards: 66, vs. Dixie State, 10-2-2021
Long Reception: 55 yards (for TD), vs. Dixie State, 10-2-2021
Receiving Touchdowns: 2, vs. Dixie State, 10-2-2021
Rushing Yards: 3 (on 1 attempt), at North Dakota, 10-22-2022
Kickoff Return Yards: 14 (on 1 attempt), at Western Illinois, 10-16-2021

SPECIALISTS



10-HUNTER DUSTMAN

6-4, 225, Jr.

East Bethel, Minnesota • St. Francis H.S.

SINGLE-GAME CAREER HIGHS

Field Goals Made: 4, vs. North Dakota State, 11-4-2023
Field Goals Attempted: 4, vs. North Dakota State, 11-4-2023
Long Field Goal: 49 yards, at South Dakota, 10-28-2023
Extra Points Made: 10, vs. Drake, 9-16-2023
Extra Points Attempted: 10, vs. Drake, 9-16-2023
Total Points: 15 (4 FG, 3 PAT), vs. North Dakota State, 11-4-2023
Punts: 11, at Iowa, 9-3-2022
Punt Average (Min. 3 Punts): 54.2 yards (on 4 attempts), at Southern Illinois, 10-21-2023
Punts Inside 20: 3, at Sacramento State, 12-4-2021, and vs. South Dakota, 10-8-2022
Long Punt: 62 yards, at Southern Illinois, 10-21-2023

CAREER HIGHS — DEFENSE

DEFENSIVE ENDS



48-QUINTON HICKS

6-1, 260, Sr.

Wichita, Kansas • Campus H.S.

SINGLE-GAME CAREER HIGHS

Solo Tackles: 3, three times (last: at North Dakota, 10-22-2022)

Assisted Tackles: 3, three times (last: vs. South Dakota, 10-8-2022)

Total Tackles: 5, at Western Illinois, 10-16-2021

Tackles for Loss: 2.0, vs. Long Island, 9-7-2019

Sacks: 1.5, at Missouri State, 11-2-2019

Forced Fumbles: 1, three times (last: at Southern Illinois, 10-21-2023)

Fumble Recoveries: 1, vs. Long Island, 9-7-2019

Pass Breakups: 1, vs. Youngstown State, 3-13-2021



99-DAWSON RIPPERDA

6-4, 240, R-Fr.

Larchwood, Iowa • West Lyon H.S./ Northern Illinois

SINGLE-GAME CAREER HIGHS

Solo Tackles: N/A

Assisted Tackles: 1, vs. Montana State, 9-9-2023

Total Tackles: 1, vs. Montana State, 9-9-2023

Tackles for Loss: N/A

Sacks: N/A



94-CADE TERVEER

6-3, 255, Sr.

Brandon, South Dakota • Brandon Valley H.S.

SINGLE-GAME CAREER HIGHS

Solo Tackles: 4, at Youngstown State, 10-30-2021

Assisted Tackles: 5, vs. Northern Iowa, 10-14-2023

Total Tackles: 5, three times (last: vs. Northern Iowa, 10-14-2023)

Tackles for Loss: 2.0, vs. North Dakota, 11-20-2021

Sacks: 2.0, vs. North Dakota, 11-20-2021

Forced Fumbles: 1, at Villanova, 12-11-2021

Interceptions: 1, vs. three times (last: at Sacramento State, 12-4-2021)

Long Interception Return: 14 yards, vs. UC Davis, 11-27-2021)

Pass Breakups: 1, at Western Illinois, 10-16-2021, and vs. North Dakota, 11-20-2021



53-CADEN JOHNSON

6-3, 240, Sr.

Wahoo, Nebraska • Bishop Neumann H.S.

SINGLE-GAME CAREER HIGHS

Solo Tackles: 2, six times (last: vs. Northern Iowa, 10-14-2023)

Assisted Tackles: 3, at North Dakota State, 10-15-2022, and vs. Montana State, 9-9-2023

Total Tackles: 4, vs. Montana State, 9-9-2023

Tackles for Loss: 2.0, vs. Montana State, 12-17-2022

Sacks: 1.0, three times (last: vs. Montana State, 12-17-2022)

Forced Fumbles: 1, vs. Western Illinois, 10-1-2022

Fumble Recoveries: 1, at Colorado State, 9-3-2021

Pass Breakups: 1, vs. Western Illinois, 3-6-2021, and at Illinois State, 10-7-2023



57-LEVI VANDEN BOS

6-3, 245, So.

Rock Valley, Iowa • Western Christian H.S.

SINGLE-GAME CAREER HIGHS


Solo Tackles: 1, five times (last: at South Dakota, 10-28-2023)

Assisted Tackles: 1, at Drake, 9-16-2023, and at South Dakota, 10-28-2023

Total Tackles: 2, vs. Drake, 9-16-2023, and at South Dakota, 10-28-2023

Tackles for Loss: 1.0, three times (last: at South Dakota, 10-28-2023)

Sacks: 1.0, vs. Dixie State, 10-2-2021



90-RANDY KEUMOGNE

6-3, 235, Sr.

Oakdale, Minnesota • Tartan H.S.

SINGLE-GAME CAREER HIGHS

Solo Tackles: 1, at North Dakota State, 4-17-2021, and vs. Delaware, 5-8-2021

Assisted Tackles: 1, three times (last: at Youngstown State, 11-11-2023)

Total Tackles: 1, five times (last: at Youngstown State, 11-11-2023)

Tackles for Loss: 1.0, at North Dakota State, 4-17-2021

Sacks: 1.0, at North Dakota State, 4-17-2021



95-ZAC WILSON

6-3, 250, Sr.

Chipley, Florida • Chipley H.S.

SINGLE-GAME CAREER HIGHS

Solo Tackles: 1, four times (last: at Southern Illinois, 10-21-2023)

Assisted Tackles: 1, six times (last: at Southern Illinois, 10-21-2023)

Total Tackles: 2, vs. Delaware, 12-3-2022, and at Southern Illinois, 10-21-2023

Tackles for Loss: 1.0, at Western Illinois, 10-16-2021, and at Southern Illinois, 10-21-2023

Sacks: 1.0, at Western Illinois, 10-16-2021, and at Southern Illinois, 10-21-2023



8-BLAKE PETERSON

6-4, 260, Sr.

Beresford, South Dakota • Beresford H.S./ Iowa State

SINGLE-GAME CAREER HIGHS

Solo Tackles: 2, vs. Western Oregon, 8-31-2023

Assisted Tackles: 1, three times (last: vs. Northern Iowa, 10-14-2023)

Total Tackles: 3, vs. Western Oregon, 8-31-2023

Tackles for Loss: 1.0, vs. Northern Iowa, 10-14-2023

Sacks: N/A

CAREER HIGHS — DEFENSE

DEFENSIVE TACKLES



93-MAX BALOUN

6-6, 285, Jr.

Redfield, South Dakota • Redfield H.S.

SINGLE-GAME CAREER HIGHS

Solo Tackles: 2, vs. Montana State, 9-9-2023

Assisted Tackles: 2, vs. North Dakota, 9-30-2023

Total Tackles: 3, vs. Montana State, 9-9-2023

Tackles for Loss: 1.0, four times (last: vs. Missouri State, 11-18-2023)

Sacks: 1.0, at Iowa, 9-3-2022, and vs. Western Illinois, 10-1-2022

Pass Breakups: 1, vs. Butler, 9-17-2022



98-RYAN VAN MAREL

6-4, 295, Sr.

Sheldon, Iowa • Sheldon H.S.

SINGLE-GAME CAREER HIGHS

Solo Tackles: 4, at Southern Illinois, 10-21-2023

Assisted Tackles: 3, at Iowa, 9-3-2022

Total Tackles: 5, at Southern Illinois, 10-21-2023

Tackles for Loss: 2.0, vs. Missouri State, 11-18-2023

Sacks: 1.0, four times (last: vs. Missouri State, 11-18-2022)

Forced Fumbles: 1, vs. Southern Illinois, 10-9-2021

Fumble Recoveries: 1, at Southern Illinois, 10-21-2023

Blocked Kicks: 1, three times (last: at Youngstown State, 11-11-2023)



52-JAROD DePRIEST

6-5, 285, Sr.

Trivoli, Illinois • Farmington Central H.S.

SINGLE-GAME CAREER HIGHS

Solo Tackles: 2, vs. Delaware, 12-3-2022, and vs. North Dakota State, 11-4-2023

Assisted Tackles: 3, three times (last: vs. North Dakota State, 11-4-2023)

Total Tackles: 5, vs. North Dakota State, 11-4-2023

Tackles for Loss: 1.0, four times (last: at North Dakota, 10-22-2022)

Sacks: 1.0, four times (last: at North Dakota, 10-22-2022)

Blocked Kicks: 1, vs. UC Davis, 9-10-2022, and vs. North Dakota State, 11-4-2023

Pass Breakups: 1, at Youngstown State, 11-11-2023



92-BRIAN WILLIAMS

6-1, 285, Sr.

Chipley, Florida • Chipley H.S./Valdosta State

SINGLE-GAME CAREER HIGHS

Solo Tackles: 2, vs. Montana State, 9-9-2023, and at South Dakota, 10-28-2023

Assisted Tackles: 2, vs. Indiana State, 10-29-2022

Total Tackles: 3, vs. Indiana State, 10-29-2022

Tackles for Loss: 1.0, vs. Montana State, 9-9-2023, and at South Dakota, 10-28-2023

Forced Fumbles: 1, at Youngstown State, 11-11-2023

Pass Breakups: 1, vs. North Dakota State, 11-4-2023



51-LOGAN GREEN

6-4, 285, R-Fr.

Northboro, Iowa • Clarinda H.S.

SINGLE-GAME CAREER HIGHS

Solo Tackles: 1, vs. Northern Iowa, 10-14-2023, and at South Dakota, 10-28-2023

Assisted Tackles: 1, vs. Drake, 9-16-2023

Total Tackles: 1, three times (last: South Dakota, 10-28-2023)

Tackles for Loss: 1.0, vs. Northern Iowa, 10-14-2023

Forced Fumbles: 1, vs. Northern Iowa, 10-14-2023



55-AARON WOLFCAL-HOLSTEN

6-1, 280, So.

Gilbert, Arizona • Williams Field H.S.

SINGLE-GAME CAREER HIGHS

Solo Tackles: 2, vs. Butler, 9-17-2022

Assisted Tackles: 2, vs. Indiana State, 10-29-2022

Total Tackles: 2, vs. Butler, 9-17-2022, and vs. Indiana State, 10-29-2022

Tackles for Loss: 1.0, at Youngstown State, 11-11-2023

Sacks: 1.0, at Youngstown State, 11-11-2023

Fumble Recoveries: 1, vs. Butler, 9-17-2022

LINEBACKERS



96-BRYCE HAWTHORNE

6-3, 265, Fr.

Osseo, Minnesota • Osseo H.S.

SINGLE-GAME CAREER HIGHS

Solo Tackles: 2, vs. Western Oregon, 8-31-2023, and vs. Drake, 9-16-2023

Assisted Tackles: 1, vs. Drake, 9-16-2023

Total Tackles: 3, vs. Drake, 9-16-2023

Tackles for Loss: 1.0, vs. Western Oregon, 8-31-2023



32-ADAM BOCK

6-1, 225, Sr.

Solon, Iowa • Solon H.S.

SINGLE-GAME CAREER HIGHS

Solo Tackles: 11, at South Dakota, 11-13-2021

Assisted Tackles: 10, at Indiana State, 9-25-2021

Total Tackles: 17, vs. Southern Illinois, 10-9-2021

Tackles for Loss: 2.5, four times (last: vs. Montana State, 12-17-2022)

Sacks: 2.0, vs. South Dakota, 10-8-2022

Forced Fumbles: 1, three times (last: at Iowa, 9-3-2022)

Fumble Recoveries: 1, at Iowa, 9-3-2022


Interceptions: 1, at Indiana State, 9-25-2021, and vs. UC Davis, 11-27-2021

Long Interception Return: 39 yards (for TD), vs. UC Davis, 11-27-2021

Pass Breakups: 2, at Colorado State, 9-3-2021

Blocked Kicks: 1, at Youngstown State, 10-30-2021

Note: Returned blocked PAT at Youngstown State for defensive extra point



91-JACE SIFORE

6-3, 280, R-Fr.

Howard, South Dakota • Howard H.S.

SINGLE-GAME CAREER HIGHS

Solo Tackles: N/A

Assisted Tackles: N/A

Total Tackles: N/A

CAREER HIGHS — DEFENSE

LINEBACKERS (cont.)



9-CALEB FRANCL

6-1, 195, Jr.

Grand Island, Nebraska • Grand Island H.S.

SINGLE-GAME CAREER HIGHS

Solo Tackles: 5, vs. Northern Iowa, 10-23-2021
Assisted Tackles: 4, at Indiana State, 9-25-2021
Total Tackles: 7, vs. Northern Iowa, 10-23-2021
Tackles for Loss: 2.0, vs. Long Island, 9-7-2019
Fumble Recoveries: 1, three times (last: vs. Northern Iowa, 10-14-2023)
Interceptions: 1, at Iowa, 9-3-2022
Pass Breakups: 1, at Indiana State, 9-25-2021, and at Iowa, 9-3-2022



43-ADAM KUSLER

6-2, 225, Jr.

Sioux Falls, South Dakota • Roosevelt H.S.

SINGLE-GAME CAREER HIGHS

Solo Tackles: 2, vs. Dixie State, 10-2-2021, and vs. Indiana State, 10-29-2022
Assisted Tackles: 3, vs. Dixie State, 10-2-2021
Total Tackles: 5, vs. Dixie State, 10-2-2021
Tackles for Loss: 1.0, vs. Indiana State, 10-29-2022
Pass Breakups: 1, at Colorado State, 9-3-2021, and vs. Dixie State, 10-2-2021



11-JASON FREEMAN

5-9, 215, Sr.

**Zion, Illinois • Zion-Benton Township H.S./
Olivet Nazarene University**

SINGLE-GAME CAREER HIGHS

Solo Tackles: 6, three times (last: at South Dakota, 10-28-2023)
Assisted Tackles: 8, at Southern Illinois, 10-21-2023
Total Tackles: 12, vs. North Dakota State, 11-4-2023
Tackles for Loss: 1.5, three times (last: vs. North Dakota State, 11-4-2023)
Sacks: 1.0, three times (last: vs. Illinois State, 11-12-2022)
Interceptions: 1, four times (last: vs. North Dakota State, 11-4-2023)
Pass Breakups: 1, four times (last: vs. Missouri State, 11-18-2023)
Fumble Recoveries: 1, at Illinois State, 10-7-2023, and vs. Northern Iowa, 10-14-2023



0-DAETON McGAUGHY

6-0, 210, Sr.

Elwood, Kansas • Lafayette H.S.

SINGLE-GAME CAREER HIGHS

Solo Tackles: 8, vs. Drake, 9-16-2023
Assisted Tackles: 4, vs. Lindenwood, 9-11-2021
Total Tackles: 9, vs. Drake, 9-16-2023
Tackles for Loss: 1.0, vs. Drake, 9-16-2023
Interceptions: 1, three times (last: vs. UC Davis, 9-10-2022)
Pass Breakups: 1, vs. Western Oregon, 8-31-2023
Fumble Recoveries: 1, vs. Western Illinois, 10-1-2022



46-CULLEN McSHANE

6-1, 225, R-Fr.

Marquette, Iowa • MFL MarMac H.S.

SINGLE-GAME CAREER HIGHS

Solo Tackles: 3, vs. Drake, 9-16-2023
Assisted Tackles: 2, vs. Drake, 9-16-2023, and vs. Northern Iowa, 10-14-2023
Total Tackles: 5, vs. Drake, 9-16-2023
Tackles for Loss: N/A
Forced Fumbles: 1, at Illinois State, 10-7-2023



33-BRYCE JOHNSON

6-3, 210, R-Fr.

Parker, Colorado • Lutheran H.S.

SINGLE-GAME CAREER HIGHS

Solo Tackles: 1, vs. North Dakota, 9-30-2023
Assisted Tackles: N/A
Total Tackles: 1, vs. North Dakota, 9-30-2023
Tackles for Loss: N/A



41-JOE OLLMAN

6-1, 215, R-Fr.

Mequon, Wisconsin • Homestead H.S.

SINGLE-GAME CAREER HIGHS

Solo Tackles: 1, vs. Western Oregon, 8-31-2023
Assisted Tackles: 1, vs. Drake, 9-16-2023
Total Tackles: 1, vs. Western Oregon, 8-31-2023, and vs. Drake, 9-16-2023
Tackles for Loss: N/A
Sacks: N/A



40-AARON KUSLER

6-3, 225, Jr.

Sioux Falls, South Dakota • Roosevelt H.S.

SINGLE-GAME CAREER HIGHS

Solo Tackles: 2, at Indiana State, 9-25-2021, and vs. Western Oregon, 8-31-2023
Assisted Tackles: 2, vs. Lindenwood, 9-11-2021
Total Tackles: 3, vs. Lindenwood, 9-11-2021
Tackles for Loss: N/A



38-TREVOR SCOTT

5-10, 195, R-Fr.

Kansas City, Missouri • Platte County H.S.

SINGLE-GAME CAREER HIGHS

Solo Tackles: 2, at North Dakota State, 10-15-2022
Assisted Tackles: 1, at North Dakota State, 10-15-2022
Total Tackles: 3 at North Dakota State, 10-15-2022
Tackles for Loss: N/A
Sacks: N/A

CAREER HIGHS — DEFENSE

LINEBACKERS (cont.)



29-GRAHAM SPALDING

6-2, 210, Sr.

Oviedo, Florida • Lake Howell H.S.

SINGLE-GAME CAREER HIGHS

Solo Tackles: 4, six times (last: vs. North Dakota, 10-22-2022)
 Assisted Tackles: 8, vs. Northern Iowa, 10-23-2021
 Total Tackles: 12, vs. Northern Iowa, 10-23-2021
 Tackles for Loss: 2.5, vs. Northern Iowa, 10-23-2021
 Sacks: 1.0, at Colorado State, 9-3-2021
 Forced Fumbles: 1, at Southern Illinois, 3-20-2021
 Fumble Recoveries: 1, vs. Indiana State, 10-29-2021
 Interceptions: 1, three times (last: vs. North Dakota State, 11-4-2023)
 Pass Breakups: 1, three times (last: vs. Northern Iowa, 10-23-2021)



2-ISAIAH STALBIRD

6-1, 215, Sr.

Kearney, Nebraska • Kearney H.S./Nebraska

SINGLE-GAME CAREER HIGHS

Solo Tackles: 8, at North Dakota, 10-22-2022, and vs. Northern Iowa, 10-14-2023
 Assisted Tackles: 6, vs. North Dakota State, 11-6-2021
 Total Tackles: 9, five times (last: at Southern Illinois, 10-21-2023)
 Tackles for Loss: 2.0, vs. Northern Iowa, 10-14-2023
 Sacks: 1.0, vs. Northern Iowa, 10-14-2023, and vs. North Dakota State, 11-4-2023
 Forced Fumbles: 1, four times (last: vs. Missouri State, 11-18-2023)
 Fumble Recoveries: 1, at North Dakota, 10-22-2022, and vs. North Dakota State, 11-4-2023
 Interceptions: 1, at South Dakota, 10-28-2023
 Pass Breakups: 2, at North Dakota, 2-27-2021
 Blocked Kicks: 1, at Northern Iowa, 2-19-2021



28-CHASE VAN TOL

6-1, 190, Fr.

Tea, South Dakota • Tea Area H.S.

SINGLE-GAME CAREER HIGHS

Solo Tackles: 1, vs. Northern Iowa, 10-14-2023
 Assisted Tackles: N/A
 Total Tackles: 1, vs. Northern Iowa, 10-14-2023
 Tackles for Loss: N/A



6-SAIVEON WILLIAMSON

6-1, 205, Sr.

Waseca, Minnesota • Waseca H.S.

SINGLE-GAME CAREER HIGHS

Solo Tackles: 8, vs. Delaware, 12-3-2022
 Assisted Tackles: 9, at Illinois State, 10-7-2022
 Total Tackles: 11, vs. Delaware, 12-3-2022, and at Illinois State, 10-7-22
 Tackles for Loss: 1.5, vs. Western Oregon, 8-31-2023
 Pass Breakups: 1, vs. Illinois State, 11-12-2022, and vs. Drake, 9-16-2023
 Forced Fumbles: 1, at Illinois State, 10-7-2023

CORNERBACKS



4-STEVEN ARRELL

6-3, 195, Jr.

Brooklyn Park, Minnesota • Osseo H.S.

SINGLE-GAME CAREER HIGHS

Solo Tackles: 4, vs. Dixie State, 10-2-2021
 Assisted Tackles: 3, vs. Dixie State, 10-2-2021
 Total Tackles: 7, vs. Dixie State, 10-2-2021
 Tackles for Loss: 1.0, three times (last: at Missouri State, 9-24-2022)
 Interceptions: 1, vs. Dixie State, 10-2-2021
 Pass Breakups: 1, six times (last: vs. North Dakota State, 1-8-2023)
 Forced Fumbles: 1, three times (last: vs. Northern Iowa, 10-14-2023)
 Fumble Recoveries: 1, vs. Butler, 9-17-2022



7-DALYS BEANUM

6-1, 190, Sr.

Omaha, Nebraska • Millard West H.S.

SINGLE-GAME CAREER HIGHS

Solo Tackles: 6, vs. Holy Cross, 12-10-2022
 Assisted Tackles: 3, at Indiana State, 9-25-2021
 Total Tackles: 8, vs. Holy Cross, 12-10-2022
 Tackles for Loss: 1.0, at Western Illinois, 10-16-2021
 Forced Fumbles: 1, at Villanova, 12-11-2021
 Interceptions: 3, vs. UC Davis, 11-27-2021
 Interception Return Yards: 60, vs. UC Davis, 11-27-2021
 Long Interception Return: 59 yards (for TD), vs. UC Davis, 11-27-2021
 Pass Breakups: 2, three times (last: at South Dakota, 10-28-2023)
 Blocked Kicks: 1, vs. South Dakota, 10-8-2022



30-CODY COTTON

6-0, 175, So.

Pleasant Prairie, Wisconsin • Union Grove H.S./Upper Iowa

SINGLE-GAME CAREER HIGHS

Solo Tackles: 1, vs. Drake, 9-16-2023
 Assisted Tackles: 1, vs. Montana State, 9-9-2023
 Total Tackles: 1, vs. Montana State, 9-9-2023, and vs. Drake, 9-16-2023



13-AYDAN DAUTERMANN

6-1, 190, So.

Hartford, Wisconsin • Slinger H.S.

SINGLE-GAME CAREER HIGHS

Solo Tackles: 2, vs. Butler, 9-17-2022
 Assisted Tackles: 1, four times (last: vs. Northern Iowa, 10-14-2023)
 Total Tackles: 3, vs. Butler, 9-17-2022
 Pass Breakups: 1, four times (last: at Youngstown State, 11-11-2023)

CAREER HIGHS — DEFENSE



5-DySHAWN GALES
5-11, 190, Sr.
North Chicago, Illinois •
North Chicago Community H.S.

SINGLE-GAME CAREER HIGHS

Solo Tackles: 5, vs. Dixie State, 10-2-2021
 Assisted Tackles: 4, at Colorado State, 9-3-2021, and vs. Northern Iowa, 10-23-2021
 Total Tackles: 6, vs. Dixie State, 10-2-2021, and vs. Southern Illinois, 10-9-2021
 Tackles for Loss: 1.0, nine times (last: vs. Holy Cross, 12-10-2022)
 Sacks: 1.0, vs. Holy Cross, 12-10-2022
 Forced Fumbles: 1, vs. Lindenwood, 9-11-2021
 Interceptions: 1, eight times (last: vs. Northern Iowa, 10-14-2023)
 Long Interception Return: 31 yards (for TD), at North Dakota, 10-22-2022
 Pass Breakups: 2, five times (last: vs. North Dakota State, 1-8-2023)



17-ABE HOSKINS III
6-0, 185, Jr.
Omaha, Nebraska • Omaha Central H.S.

SINGLE-GAME CAREER HIGHS

Solo Tackles: 2, at Youngstown State, 11-11-2023
 Assisted Tackles: N/A
 Total Tackles: 2, at Youngstown State, 11-11-2023
 Pass Breakups: N/A



31-JALEN B. LEE
6-0, 195, R-Fr.
Wentzville, Missouri • Fort Zumwalt H.S.

SINGLE-GAME CAREER HIGHS

Solo Tackles: 3, vs. Drake, 9-16-2023
 Assisted Tackles: N/A
 Total Tackles: 3, vs. Drake, 9-16-2023
 Pass Breakups: 1, vs. Drake, 9-16-2023



20-MYLES TAYLOR
6-0, 175, So.
Gilbert, Arizona • Williams Field H.S.

SINGLE-GAME CAREER HIGHS

Solo Tackles: N/A
 Assisted Tackles: 1, at Youngstown State, 11-11-2023, and vs. Missouri State, 11-18-2023
 Total Tackles: 1, at Youngstown State, 11-11-2023, and vs. Missouri State, 11-18-2023
 Pass Breakups: N/A



SAFETIES

23-MATTHEW DURRANCE
6-2, 210, So.
Lutz, Florida • Steinbrenner H.S.

SINGLE-GAME CAREER HIGHS

Solo Tackles: 3, three times (last: vs. Missouri State, 11-18-2023)
 Assisted Tackles: 2, at Missouri State, 9-24-2022
 Total Tackles: 4, vs. Western Oregon, 8-31-2023, and vs. Missouri State, 11-18-2023
 Interceptions: 1, at Missouri State, 9-24-2022
 Fumble Recoveries: 1 (for TD), vs. Delaware, 12-3-2022



14-COLBY HUERTER
6-1, 200, Jr.
Katy, Texas • Tompkins H.S.

SINGLE-GAME CAREER HIGHS

Solo Tackles: 5, vs. Montana State, 9-9-2023
 Assisted Tackles: 5, vs. UC Davis, 9-10-2022, and vs. Montana State, 9-9-2023
 Total Tackles: 10, vs. Montana State, 9-9-2023
 Tackles for Loss: 1.5, vs. North Dakota State, 11-4-2023
 Sacks: 1.0, at North Dakota, 10-22-2022
 Interceptions: 1, three times (last: vs. Western Oregon, 8-31-2023)
 Long Interception Return: 70 yards, at Missouri State, 9-24-2022
 Pass Breakups: 1, three times (last: vs. North Dakota State, 11-4-2023)
 Forced Fumbles: 1, vs. North Dakota State, 11-4-2023



3-DONTAY JOHNSON
6-2, 185, R-Fr.
Fort Collins, Colorado •
Colorado Early College

SINGLE-GAME CAREER HIGHS

Solo Tackles: 3, vs. UC Davis, 9-10-2022
 Assisted Tackles: 1, vs. Butler, 9-17-2022, and at South Dakota, 10-28-2023
 Total Tackles: 3, vs. UC Davis, 9-10-2022
 Tackles for Loss: 1.0, vs. UC Davis, 9-10-2022
 Pass Breakups: 1, vs. Butler, 9-17-2022



1-TUCKER LARGE
5-10, 1800, So.
Sioux Falls, South Dakota • Roosevelt H.S.

SINGLE-GAME CAREER HIGHS

Solo Tackles: 7, vs. Montana State, 9-9-2023
 Assisted Tackles: 4, at Southern Illinois, 10-21-2023
 Total Tackles: 8, vs. North Dakota State, 11-4-2023
 Interceptions: 1, three times (last: at Youngstown State, 11-11-2023)
 Long Interception Return: 64 yards (for TD), vs. Western Oregon, 8-31-2023
 Pass Breakups: 3, vs. Missouri State, 11-18-2023
 Punt Returns: 4, vs. Drake, 9-16-2023, and vs. Missouri State 11-18-2023
 Punt Return Yards: 149, vs. Drake, 9-16-2023
 Long Punt Return: 61 yards, vs. Drake, 9-16-2023

CAREER HIGHS — DEFENSE

SAFETIES (cont.)



25-CALE REEDER

6-0, 195, Sr.

Yorkville, Illinois • Yorkville H.S.

SINGLE-GAME CAREER HIGHS

Solo Tackles: 7, vs. UC Davis, 11-27-2021, and at Southern Illinois, 10-21-2023

Assisted Tackles: 6, at Illinois State, 10-7-2023

Total Tackles: 10, at Southern Illinois, 10-21-2023

Tackles for Loss: 2.0, at Villanova, 12-11-2021

Sacks: 1.0, vs. South Dakota, 12-8-2022

Interceptions: 1, four times (last: vs. Montana State, 9-9-2023)

Forced Fumbles: 1, at Southern Illinois, 10-21-2023

Pass Breakups: 1, eight times (last: at Montana State, 12-17-2022)



26-KOLTEN TILFORD

5-9, 175, Fr.

North Platte, Nebraska • North Platte H.S.

SINGLE-GAME CAREER HIGHS

Solo Tackles: 1, vs. Western Oregon, 8-31-2023

Assisted Tackles: N/A

Total Tackles: 1, vs. Western Oregon, 8-31-2023

Interceptions: 1, vs. Western Oregon, 8-31-2023

Pass Breakups: N/A



27-NOAH THOMPSON

6-0, 185, R-Fr.

Brandon, South Dakota • Brandon Valley H.S.

SINGLE-GAME CAREER HIGHS

Solo Tackles: 3, vs. Western Oregon, 8-31-2023

Assisted Tackles: 1, vs. Drake, 9-16-2023

Total Tackles: 3, vs. Western Oregon, 8-31-2023

Interceptions: N/A

Pass Breakups: N/A