



SOUTH DAKOTA STATE JACKRABBIT BASKETBALL GAME NOTES

SDSU Athletics Communications Office | 2820 Stanley J. Marshall Center | Brookings, SD 57007-1497
Assistant Director of Athletics Communications / Andrew Pedersen | Andrew.Pedersen@sdstate.edu

SCHEDULE & RESULTS

Date	Opponent	Time/Result
Nov. 6	vs. Akron	L, 81-75
Nov. 8	vs. Dakota Wesleyan	W, 83-55
Nov. 13	at Kansas State	7 p.m.
Nov. 19 #	vs. UCF	7 p.m.
Nov. 20 #	vs. Charlotte/George Mason	5/7:30 p.m.
Nov. 22	at Southern Miss	7 p.m.
Nov. 27	vs. Mount Marty	7 p.m.
Dec. 1 %	vs. Towson	7 p.m.
Dec. 5	vs. Kent State	8:15 p.m.
Dec. 9	vs. Wichita State	6 p.m.
Dec. 14	vs. Mayville State	7 p.m.
Dec. 20 &	vs. Wyoming	6 p.m.
Dec. 21 &	vs. UTEP/Norfolk State	6/8 p.m.
Dec. 31 *	vs. North Dakota	2 p.m.
Jan. 3	at Weber State	8 p.m.
Jan. 6	vs. Montana State	4:15 p.m.
Jan. 11 *	at St. Thomas	7 p.m.
Jan. 13 *	at Denver	2 p.m.
Jan. 18 *	vs. Omaha	7 p.m.
Jan. 20 *	at South Dakota	1 p.m.
Jan. 25 *	vs. Kansas City	6 p.m.
Jan. 27 *	at Oral Roberts	7 p.m.
Feb. 1 *	vs. North Dakota State	7 p.m.
Feb. 4 *	vs. South Dakota	4 p.m.
Feb. 10 *	vs. Oral Roberts	3 p.m.
Feb. 15 *	at Kansas City	7 p.m.
Feb. 17 *	at Omaha	7 p.m.
Feb. 22 *	vs. Denver	7 p.m.
Feb. 24 *	vs. St. Thomas	2 p.m.
Feb. 29 *	at North Dakota	7 p.m.
March 2 *	at North Dakota State	1 p.m.
March 8-12	Summit League Championship	

* - Summit League game

% - Game played in Sanford Pentagon in Sioux Falls, SD

- Games played at Flagler College in St. Augustine, Florida

& - Games played at Don Haskins Center in El Paso, Texas (UTEP campus)

Home Games in Frost Arena

All times Central

2022-23 SUMMIT LEAGUE STANDINGS

Team	Summit	Overall
Oral Roberts	18-0	30-5
South Dakota State	13-5	19-13
North Dakota State	11-7	16-17
St. Thomas	9-9	19-14
Western Illinois	9-9	16-14
South Dakota	7-11	12-19
Kansas City	7-11	11-21
Denver	6-12	15-17
North Dakota	6-12	13-20
Omaha	4-14	9-23

SOUTH DAKOTA STATE vs. KANSAS STATE



Head Coach
Eric Henderson
Overall: 88-36 (5th Year)
School: Same

STAT LEADERS
Points Per Game
Zeke Mayo (28.0)

Rebounds Per Game
Zeke Mayo (7.5)

Assists Per Game
Charlie Easley (2.5)

Steals Per Game
Easley/Mayo (3.0)

Blocks Per Game
William Kyle III (1.5)

GAME INFO & COVERAGE

When..... Monday, November 13, 2023

Time..... 7 p.m. CST

Where..... Manhattan, Kan.

Facility..... Bramlage Coliseum

Radio..... Jackrabbit Sports Network

Online..... GoJacks.com/Watch

Mobile..... Jackrabbit App

Talent..... Tyler Merriam, Brad Newitt

Television..... Big 12 Sports Now

Online/Mobile..... ESPN+

Talent..... Ben Boyle, Stan Weber

..... Hannah Whetstone

Live Stats..... GoJacksLive.com

SDSU..... **KSU**

1-1 **Overall** 1-1

0-0 **League Rec.** 0-0

1-1 **Home** 1-0

0-0 **Away** 0-0

0-0 **Neutral** 0-1

W1 **Streak** W1

162 **NET (22-23)** 19

139 **KenPom** 34

NR **Coaches Poll** RV

NR **AP Poll** RV



Head Coach
Jerome Tang
Overall: 29-11 (2nd Year)
School: 27-11 (2nd Year)

STAT LEADERS
Points Per Game
Tyler Perry (20.0)

Rebounds Per Game
David N'Guessan (9.5)

Assists Per Game
Tyler Perry (5.5)

Steals Per Game
Cam Carter (3.0)


Blocks Per Game
Jerrell Colbert (1.0)

- South Dakota State embarks on its first road trip of the season as the Jackrabbits make the drive to Manhattan, Kansas, to face the Kansas State Wildcats on Monday.
- The matchup between the Jacks and Wildcats is just the fourth ever against one another. Kansas State owns a 3-0 mark all-time over SDSU with the last meeting taking place 60 years ago.
- SDSU will face Kansas State in a stretch of four consecutive games away from Brookings. The Jacks will fly to Florida to take part in the Jacksonville Classic from Nov. 19-20 in St. Augustine on the campus of Flagler College. The Jacks face UCF to open the tournament and follow the next day by taking on either Charlotte or George Mason. SDSU makes a stop in Hattiesburg, Mississippi, to play Southern Miss on Nov. 22 on its way back to South Dakota.
- The Jackrabbits are 1-1 overall this season. SDSU fell to Mid-American Conference favorite, Akron, 81-75 in the season opener. The Jacks earned their first win with an 83-55 triumph over NAIA Dakota Wesleyan.
- Summit League Preseason Player of the Year Zeke Mayo has led the Jackrabbits in scoring through the first two games of the season. The junior guard has produced back-to-back 28-point efforts. Mayo had a double-double his last time out as did William Kyle III who had 17 points and a career-high 13 rebounds against Dakota Wesleyan.
- The duo have been joined in SDSU's starting five so far this year by Luke Appel, Charlie Easley and Kalen Garry. Appel has had two games scoring in double digits, while Garry registered 10 points his last time out. Easley had a 10-point performance in SDSU's defeat versus the Zips.
- Kansas State, a season after advancing to the Elite Eight in the NCAA Tournament, is 1-1 in the midst of its second season under the guidance of Jerome Tang. The Wildcats fell in their season opener against No. 21/22 USC, 82-69, in Las Vegas. Kansas State responded in its home opener on Friday by defeating Bellarmine, 83-75. Tyler Perry leads Kansas State in scoring (20.0) and in assists (5.5) for a squad that is receiving votes in both major polls.


SOUTH DAKOTA STATE PROJECTED LINEUP



Zeke Mayo
Pts 28.0
Rebs 7.5
Asts 2.0
GP/GS 2/2




Kalen Garry
Pts 8.0
Rebs 4.0
Asts 1.0
GP/GS 2/2



Charlie Easley
Pts 6.5
Rebs 6.5
Asts 2.5
GP/GS 2/2



Luke Appel
Pts 11.5
Rebs 5.5
Asts 1.5
GP/GS 2/2



William Kyle III
Pts 16.5
Rebs 8.0
Asts 2.0
GP/GS 2/2



2023-24 JACKRABBIT BASKETBALL GAME NOTES

SDSU QUICK FACTS

General Information

Name	South Dakota State University
City/State/Zip	Brookings, S.D. 57007
Founded	Feb. 21, 1881
Enrollment	11,505 (Fall 2023)
Nickname	Jackrabbits
Colors	Yellow (PMS 109) & Blue (PMS 286)
Home Arena (Capacity)	Frost Arena (6,063)
Affiliation	NCAA Division I
Conference	The Summit League
School President	Barry H. Dunn
Athletic Director	Justin Sell
Senior Women's Admin	Kathy Heylens
Athletics Website	www.GoJacks.com
Athletics Department Phone	(605) 688-5625
University Website	www.sdstate.edu

Program History

First Year of Men's Basketball	1903-04
All-Time Record	1,639-1,083-1
Summit League Championships	14
Summit League Tournament (Last)	6 (2021-22)
Summit League Regular Season (Last)	8 (2021-22)
NCAA Postseason Berths (Last)	30 (2021-22)
NCAA Division I Postseason Berths	6
Years	2012, 2013, 2016, 2017, 2018, 2022
Record	0-6

Team Information

2022-23 Overall Record	19-13
Conference Record/Finish	13-5 (2nd)
Home Record	10-2
Away Record	6-9
Neutral Record	3-2
Starters Returning/Lost	3/2
Letterwinners Returning/Lost	7/2
Newcomers	6

WE ARE THE SOUTH DAKOTA STATE JACKRABBITS

Please call us South Dakota State or SDSU.

Please do not call us San Diego State, SDST or SDS, and please, never call us South Dakota. What's the difference? Great Question. Calling us "South Dakota" is like calling Arizona State, "Arizona," or Ohio State, "Ohio."

Again, calling South Dakota State "San Diego State" is just not cool, so please don't do it.

Also, Jackrabbits is one word, not Jack Rabbits or JackRabbits. Our jackrabbit mascot is modeled after a real species of rabbit, not a rabbit named Jack. Technically speaking, a jackrabbit is a hare, but let's not get technical. Calling us the Jacks is an acceptable second reference.

2023-24 JACKRABBITS ROSTER

No.	Name	Pos	Ht	Wt	Yr	Hometown	Pronunciation
0	William Whorton	F	6-8	205	Fr.	Milwaukee, Wis.	William Whor-tun
1	Matt Mims	G	6-0	175	Sr.	Cedar Rapids, Iowa	Matt Mims
2	Zeke Mayo	G	6-4	185	Jr.	Lawrence, Kan.	Zeke May-oh
3	Joe Saylor	G	6-3	200	Fr.	White River, S.D.	Joe Sigh-ler
5	Nate Barnhart	F	7-0	200	So.	Lenexa, Kan.	Nate Barn-heart
10	Kalen Garry	G	6-3	200	R-Fr.	De Smet, S.D.	Kay-len Gary
11	Matthew Mors	F	6-7	225	So.	Yankton, S.D.	Matthew Morz
12	Bubz Alvarez	G	6-5	185	Fr.	Houston, Texas	Bubz Al-vah-rez
13	Luke Appel	F	6-8	240	R-Sr.	Marshalltown, Iowa	Luke Apple
15	Tanner Te Slaa	G	6-5	195	So.	Hull, Iowa	Tanner Tuh-Slaw
23	Jack Hastreiter	G	6-7	220	R-Fr.	Lincoln, Neb.	Jack Ha-strite-er
24	Conner Kraft	F	6-8	205	Fr.	Fargo, N.D.	Conner Kraft
30	Charlie Easley	G	6-2	190	Sr.	Lincoln, Neb.	Charlie Ease-lee
34	Damon Wilkinson	F	6-10	260	Fr.	De Smet, S.D.	Damon Wilk-in-sen
42	William Kyle III	F	6-9	230	So.	Bellevue, Neb.	William Kyle The Third

Head Coach: Eric Henderson - 5th - Wayne State (Neb.), 2000

Associate Head Coach: Rob Klinkenfus - 18th - Buena Vista, 2000

Assistant Coach: Bryan Petersen - 5th - Iowa State, 2009

Assistant Coach: Khyle Marshall - 3rd - Butler, 2014

Director of Player Development: Billy Brown - 4th - North Dakota, 2020

Director of Operations: Tyler Glidden - 8th - Iowa State, 2010

Athletic Trainer: Woodrow Dahl - 9th - SDSU, 2013

Strength & Conditioning: Eric Adolph - 15th - Dakota Wesleyan, 2009

Student Managers: Dylan Prouty, Joslyn Verzal, Zach Rippe, Mikey Mors, Carsen Johnson

Eric Henderson

Rob Klink-eh-foos

Bryan Petersen

Kyle Marshall

Billy Brown

Tyler Glidd-en

Wood-row Doll

Eric A-dolf



HEAD COACH ERIC HENDERSON

Alma Mater, Year Wayne State (Neb.), 2000

Record as HC at SDSU 88-36 (Fifth Season)

HEAD COACH NOTES

- Named head coach of the Jackrabbits on March 27, 2019, after spending three years on the SDSU staff as an assistant.
- 22nd head coach in Jackrabbit basketball history. 2020 & 2022 Summit League Coach of the Year.
- His 2021-22 team became first in Summit League history to go undefeated (18-0), led NCAA in 3-point percentage (44.5%) and finished fourth in CollegeInsider.com Mid-Major Top 25 Poll.
- Henderson's squads have won at least a share of the Summit League regular season title in three of four seasons at helm of the program.
- A Jackrabbit has earned All-League honors 10 times in four seasons under Henderson.
- Henderson has a 48-3 record inside Frost Arena in his first four seasons as head coach and the Jackrabbits are 88-6 at Frost Arena during his combined seven seasons with the program.

■ SDSU has reached the postseason four times with Henderson on the staff. That includes three NCAA Tournament berths (2017, 2018, 2022) and an NIT appearance in 2019.

■ Henderson lives in Brookings with his wife, Alicia, and their four children; sons Kooper, Kort and Kyler, and daughter McKinley.

HEAD COACHING RECORD

Season	School	Overall
2019-20	South Dakota State	22-10 (.688)
2020-21	South Dakota State	16-7 (.696)
2021-22	South Dakota State	30-5 (.857)
2022-23	South Dakota State	19-13 (.594)
2023-24	South Dakota State	1-1 (.500)
Career	Fifth Season	88-36 (.711)

CAREER TIMELINE

Position	School	Year
Asst. Coach	Wayne State	2001-03
Head Coach	Wayne Community School GBB	2004-05
Grad. Manager	Iowa State	2006-08
Learning Specialist	Iowa State	2008-09
Coach/Principal/AD	Burlington Catholic Central HS	2009-14
Asst. Coach	North Dakota State	2014-16
Asst. Coach	South Dakota State	2016-18
Assoc. Head Coach	South Dakota State	2018-19
Head Coach	South Dakota State	2019-pres.



HOME COURT ADVANTAGE

Records at Home Since 2011-12

Rk	Team	Conference	W-L	Pct
1.	Kansas	Big 12	181-10	.947
2.	Gonzaga	West Coast	178-10	.947
3.	South Dakota St.	Summit	151-10	.938
4.	Belmont	Ohio Valley	151-14	.915
5.	Kentucky	SEC	188-21	.899
6.	Duke	ACC	176-21	.893
7.	Arizona	Pac-12	180-24	.882
8.	San Diego State	MW	171-23	.881
8.	New Mexico St.	WAC	157-21	.881
10.	Stephen F. Austin	Southland	161-22	.879

Records at Home Since 2015-16

Rk	Team	Conference	W-L	Pct
1.	Gonzaga	West Coast	119-7	.944
2.	Kansas	Big 12	120-8	.937
3.	South Dakota St.	Summit	101-7	.935
4.	Belmont	Ohio Valley	100-10	.908
5.	Houston	American	123-13	.904
6.	Purdue	Big Ten	116-13	.898
7.	Saint Mary's	WCC	123-16	.884
8.	Villanova	Big East	98-13	.882
9.	New Mexico St.	WAC	99-14	.875
10.	Kentucky	SEC	119-17	.874

Multiple Undefeated Seasons at Home in the Last 12 Years (2011-12 to 2022-23)

1.	South Dakota St	7
2.	Gonzaga	5
	Kentucky	5
4.	Duke	4
	Arizona	4
	Southern Miss	4
7.	Stephen F Austin	3
	Kansas	3
	North Carolina Central	3
	Oregon	3
	Prairie View A&M	3

Home Streaks Since 2011-12

Every Home Loss and the ensuing win streak at
Frost Arena since January of 2011

Date	Opponent	Score	Streak
Jan. 27, 2011	Kansas City	L, 63-58	Won 30
Nov. 14, 2013	Montana	L, 77-69	Won 7
Jan. 18, 2014	Omaha	L, 80-71	Won 0
Jan. 25, 2014	North Dakota St.	L, 85-77	Won 34
Dec. 28, 2016	North Dakota St.	L, 80-69	Won 1
Jan. 7, 2017	Omaha	L, 101-93	Won 26
Dec. 22, 2018	Montana	L, 84-75	Won 29
Feb. 5, 2021	South Dakota	L, 64-56	Won 17
Nov. 19, 2022	Stephen F. Austin	L, 93-82	Won 10
Feb. 25, 2023	Oral Roberts	L, 69-65	None
Nov. 6, 2023	Akron	L, 81-75	TBD

LAST TIME OUT

South Dakota State jumped into the lead less than two minutes into the contest and slowly built on the advantage en route to an 83-55 victory on Wednesday, Nov. 8, at Frost Arena over Dakota Wesleyan.

The Jackrabbits used an early first-half 10-point scoring run to create some separation from the Tigers, though Dakota Wesleyan whittled the deficit to four with 8:38 on the clock. Another 10-0 run for the Jacks gave SDSU an 18-point edge, however the Tigers scored five straight to end the first period with a 40-27 margin.

Despite the Jackrabbit lead being cut to 10 nearly 10 minutes into the second half, SDSU responded to keep the score between the two sides in double digits.

South Dakota State earned its first win of the season and are now 1-1 overall. The game served as an exhibition for Dakota Wesleyan which stands at 3-0 in NAIA play.

Junior Zeke Mayo followed up a 28-point scoring performance in the season opener with another on Wednesday to lead the Jackrabbits. He went 11-for-16 from the field including 4 of 8 from long range. He picked up his first double-double of the season by grabbing 10 rebounds to go along with a pair of assists and steals.

Sophomore William Kyle III recorded his second career double-double effort. He scored 17 points and registered a career-high 13 rebounds on the night. He was 8 of 13 from the floor and had two blocks.

Luke Appel scored 13 points and had eight rebounds. Kalen Garry had his first double-digit scoring game of his college career as he notched 10 points.

South Dakota State held Dakota Wesleyan to a 26.7% clip shooting and out-rebounded the Tigers 60-36. SDSU's rebound total was its highest ever at the Division I level.

PROGRAM SUCCESS CONTINUES

SDSU has won 226 games over the past decade heading into the 2023-24 season. That total ranks 28th among all men's squads in the nation heading into the 2023-24 season. The Jacks' overall win percentage of 69.3% during that span ranks 23rd in the country while SDSU has the ninth best mark among 'mid-major' programs.

TRIO OF SENIORS DEPART

SDSU graduated three senior student-athletes from its 2022-23 team in Alex Arians, Matt Dentlinger and Aaron Fiegen. The three graduating student-athletes had over the past five years helped lead the program to 111 victories and was the winningest senior class in SDSU's men's team's history.

The duo of Arians and Dentlinger ended their careers among the best in several categories in program history and played more games in Yellow and Blue than any other former Jackrabbit.

Arians saved his best basketball of the season for the conference tournament as he set his season high of 18 points in the quarterfinal win, then tied his career best of 20 points in the semifinal loss. The Madison, Wis., native ended his Jackrabbit tenure as SDSU's all-time starts leader with 137. He also finished as SDSU's all-time minutes played leader (4,427), is ninth in assists (326), 11th in 3-point percentage (40.7) and tied for 23rd in points with 1,272.

Dentlinger put together arguably his best season of his college career as a senior and was recognized for his efforts as a Second Team All-Summit League performer. He averaged 12.3 points and 5.3

SERIES HISTORY

vs. KANSAS STATE

Overall: 0-3

Away: 0-3

Last: L, 87-59 (12/3/63)

- The Jackrabbits and Wildcats will meet for the first time in 60 years on Monday.
- SDSU traveled to Manhattan in consecutive seasons in the calendar year of 1959, dropping contests by scores of 91-65 and 85-52.
- SDSU also lost the last time the two sides faced off. In the second game of SDSU's 1963-64 slate, the Jacks fell 87-59.

rebounds in 32 games played. Dentlinger's conference marks were even better in 18 contests as he averaged 14.9 points and 5.8 rebounds. Dentlinger was a Three-time Academic All-American which included First Team honors this past year.

STILL AMONG TOP OF THE SUMMIT

South Dakota State remains one of the top contenders in The Summit League heading into the 2023-24 season. Over the last five years, SDSU ranks seventh in Division I men's basketball in conference record win percentage at 80.4% (74-18). The only teams the Jacks trail include Gonzaga, Vermont, Colgate, Houston, Liberty and Belmont.

ZEKE MAYO ADDS TO 1ST TEAM LEGACY

Zeke Mayo's First Team All-Summit League accolades for the 2022-23 season continued an impressive stretch for the Jackrabbit program. SDSU had had 13 straight seasons in which its had at least one player named to the conference's First Team.

The streak started in 2011 with Nate Wolters who was a three-time First Team selection. Mike Daum paced SDSU during that span with four First Team All-Summit League honors.

SDSU CLOSES OUT TOUGH NON-CON

The Jackrabbits have a history of playing competitive non-conference slates and this season, as well as the 2022-23 slate, are a noticeable sign.

SDSU finished the 2022-23 season with the 10th ranked non-conference strength of schedule. The Jackrabbits were just one of four teams among the top 10 that finished with a winning record. Five of SDSU's non-league opponents made the NCAA Tournament.

This year's schedule features an Elite Eight team a season ago in Kansas State, CBI champion Charlotte and conference champion favorites this year in Weber State and Akron.

JACKRABBITS COMPLETE MTE SHOWING

SDSU is slated to participate in two multiple team events this season. The Jackrabbits will take part in the Jacksonville Classic in November and the WestStar Don Haskins Sun Bowl Invitational in December.

South Dakota State went 1-1 in appearance at the Hostilo Community Classic in Savannah, Ga., in its lone MTE of the 2022-23 season. The multi-team regular season event was the 11th for SDSU in the previous 10 seasons. SDSU is 21-12 overall in MTEs during that span. The Jackrabbits went undefeated in MTEs in 2012-13, 2014-15 and 2015-16.

FROST ARENA DOMINANCE

South Dakota State has one of the best home court advantages in Division I men's basketball. Since the beginning of the 2015-16 season, the Jacks are 101-7 in Frost Arena, a .935 winning percentage which



2023-24 JACKRABBIT BASKETBALL GAME NOTES

AP TOP 25 POLL (MARCH 13, 2023)

	Team (1st)	W-L	Pts	Prev
1	Alabama (48)	31-6	1508	
2	Houston (9)	33-4	1404	1
3	Purdue (3)	29-6	1367	
4	Kansas	28-8	1303	
5	Texas	29-9	1276	
6	Marquette	29-7	1244	
7	UCLA (1)	31-6	1209	
8	Arizona	28-7	1155	
9	Gonzaga	31-6	1046	
10	Connecticut	31-8	854	
11	Baylor	23-11	779	
12	Duke	27-9	763	
13	Xavier	27-10	738	
14	Virginia	25-8	711	
15	Kansas State	26-10	709	
16	Miami-Florida	29-8	581	
17	Texas A&M	25-10	562	
18	San Diego St.	32-7	550	
19	Saint Mary's	27-8	426	
20	Tennessee	25-11	381	
21	Indiana	23-12	332	
22	Texas Christian	22-13	254	
23	Missouri	25-10	171	
24	Memphis	26-9	110	
25	Florida Atlantic	35-4	99	

RV: Creighton 94; Oral Roberts 58; Kentucky 39; Iowa State 32; VCU 26; Utah St. 15; Penn St. 11; Charleston 10; West Virginia 2; Northwestern 2; Kent St. 2; Drake 2.

USA TODAY COACHES POLL (OCT. 16, 2023)

	Team	Record	Pts	1st	Prev
1	Kansas	0-0	785	23	NR
2	Purdue	0-0	742	5	NR
3	Duke	0-0	716	3	NR
4	Michigan State	0-0	667	0	NR
5	UConn	0-0	626	1	NR
6	Houston	0-0	615	0	NR
7	Marquette	0-0	614	0	NR
8	Creighton	0-0	552	0	NR
9	Florida Atlantic	0-0	548	0	NR
10	Tennessee	0-0	496	0	NR
11	Arizona	0-0	449	0	NR
12	Gonzaga	0-0	407	0	NR
13	Miami (FL)	0-0	390	0	NR
14	Arkansas	0-0	315	0	NR
15	San Diego State	0-0	277	0	NR
16	Kentucky	0-0	261	0	NR
17	Baylor	0-0	258	0	NR
18	Texas	0-0	251	0	NR
19	Texas A&M	0-0	231	0	NR
20	Villanova	0-0	217	0	NR
21	North Carolina	0-0	197	0	NR
22	USC	0-0	176	0	NR
23	Saint Mary's	0-0	147	0	NR
24	Alabama	0-0	142	0	NR
25	UCLA	0-0	52	0	NR

RV: Illinois 45; Wisconsin 43; Maryland 29; TCU 26; Colorado 21; Xavier 17; Ohio State 16; Virginia 13; St. John's 13; Kansas State 8; Indiana 7; Washington 5; Florida 5; Auburn 5; Missouri 4; Oregon 3; Memphis 3; Mississippi State 2; Iowa State 2; Yale 1; Boise State 1;

ranked third in the nation. Despite home win streaks being snapped twice last season, SDSU has won 83 of their last 88 games in Frost. Dating back to the 2011-12 campaign, SDSU has won over 93% of its games at home, with only Gonzaga and Kansas with a similar percentage.

SDSU has been perfect at home in seven of the last 11 seasons. In that span, no other program has had more than five unbeaten seasons at home.

HOLDING SERVE IN SHOWDOWN SERIES

SDSU completed a season sweep over South Dakota during the 2022-23 season. The victory extended the Jackrabbits' streak of wins against the Yotes to six, the longest in the head-to-head series since the early 2000s. The margin in the 82-64 win on the road for the Jacks in the two sides' first meeting matched the largest victory by SDSU in a win in Vermillion since 1974.

The Jackrabbits have won 20 of the last 26 matchups against their rival and are 16-1 in Brookings during the 21st century.

SDSU'S RUN OF SUCCESS

South Dakota State has played in eight of the last ten postseasons, excluding the 2019-20 season when the COVID-19 pandemic caused the cancellation of all postseason tournaments. The Jacks have been to six NCAA tournaments, a pair of National Invitation Tournaments and one trip to the College Basketball Invitational.

SDSU has won six Summit League Tournament since 2011-12 and at least a share of eight of the last 10 regular season crowns. The Jackrabbits have won 20 or more games in four of the last six seasons and eight of the last 12 campaigns.

TOUGH END TO 2022-23 SLATE

South Dakota State's 2022-23 schedule came to a close with a Summit League Tournament, 89-79, semifinal defeat to North Dakota State on March 6 in Sioux Falls. The Jackrabbits' campaign ended with SDSU finishing with a 19-13 overall record.

The Jackrabbits dropped to 25-9 all-time in The Summit League conference tournament which includes a 7-5 mark in the semifinals. SDSU's quarterfinal win against Omaha improved its record to 4-0 versus the Mavs in the league's postseason tourney, while it fell to 4-2 against the Bison.

JACKRABBITS REEL IN HONORS IN 2023

Four Jackrabbits were recognized at the end of the 2022-23 conference schedule by The Summit League.

Zeke Mayo headlined SDSU's recognition as he was named First Team All-Summit League. Matt Dentlinger was voted Second Team All-Summit League. Matt Mims was picked as an All-Defensive Team selection and William Kyle III made The Summit League All-Newcomer Team.

Mayo led the Jackrabbits in scoring (18.3), rebounding (6.2) and assists (3.4) becoming the first player to lead the SDSU program in all three since Nate Wolters in 2012. He produced double digit points in all but three contests. Mayo was a three-time Summit League Performer of the Week.

Mims moved into SDSU's starting lineup at the start of conference play. He shined on the defensive end for South Dakota State as he drew the Jackrabbits' toughest assignment against opponents in the backcourt.

Kyle III was one of two freshmen picked to the All-Newcomer Team. He was a consistent performer for the Jacks as he recorded double digit points in 13 games. He appeared in all 30 contests for the Jackrabbits on the season and started in 23.

FIRST BANK & TRUST ARENA RENOVATION

Construction has begun on the complete renovation of Frost Arena which will turn SDSU's home facility into First Bank & Trust Arena.

Opened with a \$20 million lead gift, the project is estimated at \$50 million. New and improved locker rooms and offices are also a part of the design. The arena is expected to be completed in the fall of 2024.



COLLEGE INSIDER.COM MID MAJOR POLL (NOV. 3)

Team	Record	Pts	Prev
1 Gonzaga (21)	0-0	765	-
2 Saint Mary's (10)	0-0	754	-
3 Northern Iowa	0-0	576	-
4 Akron	0-0	542	-
5 Drake	0-0	518	-
6 Liberty	0-0	499	-
7 UNCW	0-0	494	-
8 Grand Canyon	0-0	482	-
9 Yale	0-0	389	-
10 South Dakota State	0-0	386	-
11 Furman	0-0	262	-
12 Kent State	0-0	255	-
13 UC Santa Barbara	0-0	243	-
14 Bradley	0-0	241	-
15 Loyola Marymount	0-0	232	-
16 Charleston	0-0	230	-
17 UNC Asheville	0-0	212	-
18 San Francisco	0-0	208	-
19 Appalachian State	0-0	204	-
20 Eastern Kentucky	0-0	194	-
21 Ohio	0-0	183	-
22 Wright State	0-0	182	-
23 Colgate	0-0	144	-
24 Toledo	0-0	137	-
25 UNCG	0-0	134	-

RV: Weber State 131, Milwaukee 96, Stephen F Austin 95, Drexel 94, Vermont 92, James Madison 82, Southern Miss 77, Hofstra 76, Long Beach State 73, Middle Tennessee 70, Santa Clara 70, Princeton 66, UC Irvine 60, Louisiana 55, Indiana State 54, Iona 49, Northern Kentucky 47, Morehead State 41, Rider 29, Youngstown State 26, FDU 25, Oral Roberts 25, Louisiana Tech 22, Sam Houston 22, Norfolk State 16, Sacred Heart 16, Montana State 15, Utah Valley 15, Howard 11, Stetson 11, Kennesaw State 10, Belmont 9, Cleveland State 8, UMASS-Lowell 7, Texas Southern 4, McNeese State 3, Murray State 2, Queens 2, Brown 1, Hawaii 1, Samford 1.

JACKRABBIT SPORTS NETWORK

Originating from flagship station 570 WNAX AM in Yankton, S.D., every South Dakota State men's basketball game is heard in eight different states on the Jackrabbit Sports Network.

Veteran play-by-play man Tyler Merriam is in his 14th year calling men's basketball. He also calls football and baseball for the Jacks.

Each broadcast features a 30-minute pregame show leading up to tipoff and 30 minutes postgame coverage.

Broadcasts aren't limited to traditional radio. Each broadcast is also available for free at GoJacks.com/watch, or via the Varsity Network or Jackrabbit apps.

KJJQ 910 Brookings	KSDR 1480 Watertown
KDBX 107.1 Brookings	WNAX 570 Yankton
KDSJ 980 Deadwood	WNAX 99.9 Yankton
KCCR 1240 Pierre	- GoJacks.com/Watch
KLOH 1050 Pipestone	- Jackrabbit App
KLOH 94.1 Pipestone	- Varsity Network App

2023 SUMMIT LEAGUE WEEKLY HONORS

Week 1 - A.J. Plitzuweit, South Dakota
 Week 2 - Riley Miller, St. Thomas
 Week 3 - Rayquawndis Mitchell, Kansas City
 Week 4 - Trenton Massner, Western Illinois
 Week 5 - Boden Skunberg, North Dakota State
 Week 6 - Max Abmas, Oral Roberts
 Week 7 - Parker Bjorklund, St. Thomas
Week 8 - Zeke Mayo, South Dakota State
 Week 9 - Max Abmas, Oral Roberts
 Week 10 - Max Abmas, Oral Roberts
Week 11 - Zeke Mayo, South Dakota State
 Week 12 - Trenton Massner, Western Illinois
Week 13 - Zeke Mayo, South Dakota State
 Week 14 - Max Abmas, Oral Roberts
 Week 15 - Grant Nelson, North Dakota State
 Week 16 - Trenton Massner, Western Illinois

SUMMIT LEAGUE PRESEASON POLL

(First Place votes in parentheses)

1. South Dakota State (27) | 600
2. Oral Roberts (7) | 510
3. North Dakota State (2) | 482
4. St. Thomas | 386
5. North Dakota | 374
6. South Dakota | 274
7. Omaha | 252
8. Kansas City | 201
9. Denver | 161

PRESEASON ALL-SUMMIT LEAGUE TEAMS

Player of the Year

Zeke Mayo, South Dakota State

First Team

Luke Appel, South Dakota State
Parker Bjorklund, St. Thomas
Frankie Fidler, Omaha
Zeke Mayo, South Dakota State
Issac McBride, Oral Roberts
Boden Skunberg, North Dakota State

Second Team

Tommy Bruner, Denver
William Kyle III, South Dakota State
Andrew Morgan, North Dakota State
B.J. Omot, North Dakota
Kareem Thompson, Oral Roberts

NATIONAL PRESEASON HONORS

The Almanac (Field of 68) - Summit League
-Voted best development staff by Summit coaches & pick to finish first
-Matthew Mors: Voted Breakout Player
-Zeke Mayo: Voted Player Who Scares You Most, Voted Best Pro Prospect, Player of the Year
- Luke Appel: Second Team All-Summit
- Matt Mims: Defensive Player of the Year
-SDSU ranked 9th in Top 25 Mid-Major Teams list

The Almanac - Top 25 Mid-Major Players
-Zeke Mayo ranked 6th overall

SUMMIT LEAGUE TOURNAMENT HISTORY 25-9 ALL-TIME

2023 - #2 Seed

1st Round #10 Omaha W, 63-55
 Semifinals #3 North Dakota State L, 89-79

2022 - #1 Seed

1st Round #8 Omaha W, 87-79
 Semifinals #5 South Dakota W, 83-60
 Finals #2 North Dakota State W, 75-69

2021 - #1 Seed

1st Round #8 Omaha W, 84-71
 Semifinals #4 Oral Roberts L, 88-90

2020 - #2 Seed

1st Round #7 Purdue Fort Wayne L, 74-77

2019 - #1 Seed

1st Round #8 Western Illinois L, 76-79

2018 - #1 Seed

1st Round #8 Western Illinois W, 66-60
 Semifinals #5 North Dakota State W, 78-57
 Finals #2 South Dakota W, 97-87

2017 - #4 Seed

1st Round #5 Denver W, 83-73
 Semifinals #1 South Dakota W, 74-71
 Finals #3 Omaha W, 79-77

2016 - #2 Seed

1st Round #7 Oral Roberts W, 73-70
 Semifinals #6 Denver W, 54-53
 Finals #5 North Dakota State W, 67-59

2015 - #1 Seed

1st Round #8 Western Illinois W, 87-50
 Semifinals #5 South Dakota W, 78-65
 Finals #2 North Dakota State L, 56-57

2014 - #3 Seed

1st Round #6 Western Illinois W, 71-50
 Semifinals #2 Purdue Fort Wayne L, 60-64

2013 - #1 Seed

1st Round #8 IUPUI W 66-49
 Semifinals #5 Purdue Fort Wayne W, 72-56
 Finals #3 North Dakota State W, 73-67

2012 - #2 Seed

1st Round #7 IUPUI W, 77-56
 Semifinals #6 Southern Utah W, 63-47
 Finals #4 Western Illinois W, 52-50 (ot)

2011 - #5 Seed

1st Round #4 Purdue Fort Wayne W, 85-75
 Semifinals #1 Oakland L, 90-110

2010 - #4 Seed

1st Round #5 Purdue Fort Wayne L, 66-71

2009 - #7 Seed

1st Round #2 Oral Roberts W, 72-69 (ot)
 Semifinals #3 Oakland L, 56-74



THE JACKRABBITS WHEN...

Leading at the Half	1-0
Trailing at the Half	0-1
Tied at the Half	0-0
At home	1-1
On the road	0-0
Neutral site	0-0
vs. Summit League at Home	0-0
vs. Summit League on the Road	0-0
Shooting 50 Pct. FG or Better	0-1
Shooting Under 50 Pct. FG	1-0
Opponent Shooting 50 Pct. FG or better	0-0
Opponent Shooting Under 50 Pct. FG	1-1
Win Rebounding Battle	1-0
Lose Rebounding Battle	0-1
Same Number of Rebounds	0-0
Committing More Turnovers	1-0
Committing Fewer Turnovers	0-1
Committing Same Number of Turnovers	0-0
Committing More Fouls	0-0
Committing Fewer Fouls	1-1
Committing Same Number of Fouls	0-0
Shooting More Free Throws Than Opponents	1-0
Shooting Fewer Free Throws than Opponents	0-1
Shooting Same Number of Free Throws	0-0
Making 8+ 3-Pointers	0-1
Making Fewer Than Eight 3-Pointers	1-0
Allowing 8+ 3-Pointers	1-1
Allowing Fewer Than Eight 3-Pointers	0-0
Making More 3-Pointers Than Opponents	0-0
Making Fewer 3-Pointers Than Opponents	1-1
Making Same 3-Pointers as Opponents	0-0
Scoring 40-59 Points	0-0
Scoring 60-69 Points	0-0
Scoring 70-79 Points	0-1
Scoring 80-89 Points	1-0
Scoring 90-99 Points	0-0
Scoring 100+ Points	0-0
Allowing 40-49 Points	0-0
Allowing 50-59 Points	1-0
Allowing 60-69 Points	0-0
Allowing 70-79 Points	0-0
Allowing 80-89 Points	0-1
Allowing 90-99 Points	0-0
Allowing 100+ Points	0-0
In Games Decided by 3 or Fewer Points	0-0
In Games Decided by 4-5 Points	0-0
In Games Decided by 6-10 Points	0-1
In Games Decided by 11-19 Points	0-0
In Games Decided by 20+ Points	1-0
On Monday	0-1
On Tuesday	0-0
On Wednesday	1-0
On Thursday	0-0
On Friday	0-0
On Saturday	0-0
On Sunday	0-0
In November	1-1
In December	0-0
In January	0-0
In February	0-0
In March	0-0
In Overtime Games	0-0
White Uniform	1-0
Blue Uniform	0-0
Yellow Uniform	0-1

JACKRABBIT OUTSTANDING GAMES

Name	Double-Doubles		Double Figures		5+		
	Season	Career	P (Car.)	R (Car.)	A (Car.)	S (Car.)	B (Car.)
Bubz Alvarez	0	0	0 (0)	0 (0)	0 (0)	0 (0)	0 (0)
Luke Appel	0	1	2 (25)	0 (1)	0 (1)	0 (0)	0 (0)
Nate Barnhart	0	0	0 (2)	0 (0)	0 (0)	0 (0)	0 (0)
Charlie Easley	0	0	1 (20)	0 (0)	0 (0)	0 (1)	0 (0)
Kalen Garry	0	0	1 (1)	0 (0)	0 (0)	0 (0)	0 (0)
Jack Hastreiter	0	0	0 (0)	0 (0)	0 (0)	0 (0)	0 (0)
William Kyle III	1	2	2 (15)	1 (2)	0 (1)	0 (0)	0 (0)
Zeke Mayo	1	5	2 (50)	1 (5)	0 (12)	0 (1)	0 (0)
Matt Mims	0	0	0 (15)	0 (0)	0 (1)	0 (0)	0 (0)
Matthew Mors	0	0	0 (8)	0 (0)	0 (0)	0 (0)	0 (0)
Tanner Te Slaa	0	0	0 (1)	0 (0)	0 (0)	0 (0)	0 (0)

STARTING LINEUPS

Opponent	1	2	3	4	5	Lineup (Record)
vs. Akron	Mayo	Easley	Garry	Appel	Kyle III	1 (0-1)
vs. Dakota Wesleyan	Mayo	Easley	Garry	Appel	Kyle III	1 (1-1)



THE LAST TIME SDSU ...

Scored 130+ points 139, vs Savannah State, 12/11/18; twice, 2-0 record
Scored 120-129 points three times, 3-0 record
 127, vs Minn.-Morris, 12/15/01 - W, 127-60
Scored 110-119 points 14 times, 14-0 record
 112, vs Minnesota Morris, 12/03/21 - W, 112-47
Scored 100-109 points 106, at Oral Roberts, 2/24/22 - W 106-102 (ot)
All-time record when scoring 100+ points 98-6
Scored 90-99 points 91, at Omaha, 12/18/23
Scored 80-89 points 83, vs. Dakota Wesleyan 11/10/23
Scored 50-59 points in one half 51 (2nd Half), at Denver, 2/16/23
Scored 60+ points in one half 90 (First Half), vs Savannah State, 12/11/18
Held an opponent under 60 points 53, vs. Dakota Wesleyan, 11/8/23 - W, 83-55
Held an opponent under 50 points 47, vs. Minnesota Morris, 12/03/21 - W, 112-47
Held an opponent under 40 points 39, vs Denver, 1/31/15 - W, 69-39
Gave up 110+ points 112, at Colorado, 12/15/17 - L, 112-103 (2ot)
Gave up 100-109 points 102, at Oral Roberts, 2/24/22 - W, 106-102 (ot)
Gave up 90-99 points 93, vs. Stephen F. Austin, 11/19/22 - L, 93-82
Gave up 80-89 points 81, vs. Akron, 11/6/23 - L, 81-75
Played an overtime game at Western Illinois, 1/28/23 - L, 81-73 (ot)
Won an overtime game at CSU Bakersfield, 11/9/19 - W 2ot, 93-91
Lost an overtime game at Western Illinois, 1/28/23 - L, 81-73 (ot)
All-time record in overtime games 37-42 (.468 pct.)
Played a double overtime game at CSU Bakersfield, 11/9/19 - W2ot, 93-91
Played a triple overtime game at St. Cloud State, 1/16/87 - L3ot, 81-83
All-time record in multiple overtime games 3-7 (.300 pct.)
Overcame a double-digit halftime deficit at home 12 points
 (trailed 41-29, won 77-76), vs Eastern Washington, 12/10/22
Overcame a double-digit halftime deficit on the road 18 points
 (trailed 59-41, won 80-75) at Denver, 2/16/23
Overcame a double-digit second half deficit (+20 points) 23 points
 (trailed 49-26 with 8:37 left, won 77-76) vs Eastern Washington, 12/10/22
Squandered a double-digit second half lead at home 16 points
 (led 53-37 with 14:51 left, lost 80-69) vs North Dakota State, 12/28/16
Squandered a double-digit second half lead on the road 16 points
 (led 60-42 with 8:48 left, lost 81-73 in OT) at Western Illinois, 1/28/23
Finished with seven players in double-figures .. vs Minnesota Morris 12/3/21
 Wingett (18), Mayo (14), Dentlinger (11), Mims (11), Easley (11), Arians (10), Wilson (10)
Finished with six players in double-figures vs. North Dakota, 2/2/23
 Mors (23), Mayo (14), Dentlinger (13), Kyle III (12), Mims (11), Easley (11)
Finished with five players in double-figures in a win at Omaha, 12/18/23
 Dentlinger (26), Mayo (18), Easley (14), Kyle III (11), Mors (10)

Finished with five players in double-figures in a loss at Akron, 11/7/22
 Dentlinger (15), Kyle III (14), Mayo (13), Arians (12), Easley (11)
Finished with no players in double-figures at Oral Roberts, 12/19/22
Finished with two 30-point scorers at Colorado, 12/15/17
 Mike Daum (37), David Jenkins (31)
Finished with two 20-point scorers in a loss vs. Oral Roberts, 2/25/23
 Matt Dentlinger (23), Zeke Mayo (20)
Finished with two 20-point scorers in a win at Kansas City, 1/30/23
 Zeke Mayo (24) & William Kyle III (20)
Finished with three 20-point scorers at Oral Roberts, 2/24/22
 Luke Appel (41), Douglas Wilson (29), Baylor Scheierman (26)
Shot 65 pct. + from the floor735 (25 of 34), vs. Kansas City, 2/27/21
Shot 60 - 64 pct. from the floor617 (37 of 60), vs. North Dakota, 2/2/23
Shot 50 - 59 pct. from the floor566, vs. Kansas City, 2/23/23
Shot 50 pct. + in a loss500, vs. Akron, 11/6/23
Did not make a 3-point fg (0 of 13), vs Utah Valley State, 1/25/07
Made at least 10 three-point fg 11 (11 of 22), vs. NDSU, 3/6/23
Allowed 10-14 three-point fg 11 (11 of 27), vs. Akron, 11/6/23
Allowed 15+ three-point fg 16 (16 of 41), at Oral Roberts, 2/14/21
Shot 50+ free throws in a game 50, (37 of 50) vs Loyola Marymount, 11/9/13
Shot 40-49 free throws in a game 42, (35 of 42) vs Kansas City, 2/27/21
Shot 90 pct. + from the ft line933 (14-15), vs. Western Illinois, 12/29/22
Held opponent to 6-10 ft att 8 (7 of 8), vs. Dakota Wesleyan, 11/6/23
Held opponent to 5 or fewer ft att 3 (3 of 3), vs. Omaha, 3/4/23
Finished a game with 60+ rebounds 60, vs Dakota Wesleyan, 11/8/23
Finished a game with 50-59 rebounds 51, vs. Minnesota Morris, 12/3/21
Finished a game with 40-49 rebounds 43, vs. Oral Roberts, 2/25/23
Committed fewer than 10 turnovers 7, vs. NDSU, 3/6/23
Forced 20 or more turnovers 20, vs Concordia (Neb.), 12/8/17
Forced 30 or more turnovers 31, vs Dakota State, 11/25/2000
Finished with 10+ steals 15, vs Minnesota Morris, 12/3/21
Finished with 10+ blocked shots 13, vs North Dakota State, 1/17/98
Dished out 30+ assists 32, vs. Savannah State, 12/11/18
Dished out 20-29 assists 22, at Western Illinois, 1/22/22
Played a ranked team at No. 11/14 Alabama, 12/3/22 - L, 78-65
Beat a ranked team at No. 16 New Mexico, 12/22/12 - W, 70-65
Record vs ranked teams 1-20
Two players recorded double-doubles in same game vs. DWU (11/8/23 - W, 83-55)
 Zeke Mayo (28 points, 10 rebounds), William Kyle III (17 points, 13 rebounds)
Started a game with three 1,000-point scorers at Old Dominion, 3/19/14
 Jordan Dykstra (1,576), Chad White (1,187), Brayden Carlson (1,046)

THE LAST TIME A JACKRABBIT ...

Posted a triple-double Marquise Richardson (11 pts, 10 rebs, 12 asts),
 vs Minnesota-Duluth, 11/21/03
Posted a double-double Two Players, vs. Dakota Wesleyan, 11/8/23
Scored 50+ points 51, by Mike Daum, at Fort Wayne, 2/18/17
Scored 40-49 points 41, by Zeke Mayo, vs. North Dakota State, 2/4/23
Scored 30-39 points 31, by Zeke Mayo, vs. Omaha, 1/19/23
Scored 20-29 points 28, by Zeke Mayo vs. Dakota Wesleyan, 11/8/23
Grabbed 20+ rebounds 20, by Mike Daum, vs Purdue Fort Wayne, 2/21/19
Grabbed 17-19 rebounds 18, by Baylor Scheierman, at Alabama, 1/12/21
Grabbed 15-17 rebounds 16, by Baylor Scheierman, vs South Dakota, 2/6/21
Grabbed 10-14 rebounds 13, by William Kyle III vs. Dakota Wesleyan, 11/8/23
Dished out 10+ assists 13, by Tevin King, vs Savannah State, 12/11/18
Recorded 5+ steals 6, by Zeke Mayo, at North Dakota, 1/7/23

Recorded 5+ blocks 5, by Matt Dentlinger, vs Purdue Fort Wayne, 2/16/20
Averaged 25+ points in a season 25.3, by Mike Daum, 2018-19
Averaged 20-25 points in a season 23.9, by Mike Daum, 2017-18
Averaged 15+ rebounds in a season 15.0, by Tom Black, 1962-63
Averaged 10-15 rebounds in a season 11.7, by Mike Daum, 2018-19
Scored 1,000th point at home Matt Dentlinger, vs Eastern Washington, 12/10/22
Scored 1,000th point on the road Baylor Scheierman, at Oral Roberts, 2/24/22
Scored 1,000th point at a neutral site ... Alex Arians, vs. North Dakota State, 3/7/22
Scored 2,000th point at home Mike Daum, vs North Dakota State, 2/1/18
Scored 2,000th point on the road Nate Wolters, at Western Illinois, 1/17/13
Scored 3,000th point at home Mike Daum, vs South Dakota, 2/23/19



IN THE RANKINGS

Team Statistics

Category	National Rank	Conference Rank	#
Assist/Turnover Ratio	258	7	0.81
Assists Per Game	245	6	11.0
Blocks Per Game	319	7	8.50
Field Goal Percentage	132	2	48.4
Field Goal Percentage Defense	85	4	34.8
Fouls Per Game	44	2	13.9
Free Throw Attempts Per Game	291	8	13.5
Free Throw Percentage	152	2	70.4
Free Throws Made Per Game	275	8	9.5
Rebound Margin	142	5	7.0
Defensive Rebounds Per Game	75	2	32.0
Offensive Rebounds Per Game	182	6	11.0
Rebounds Per Game	108	5	43.0
Scoring Defense	171	4	68.0
Scoring Margin	171	4	11.0
Scoring Offense	164	4	79.0
Steals Per Game	172	2	7.0
Three Points Attempts Per Game	234	7	20.0
Three Point Percentage	104	3	37.5
Three Point Percentage Defense	142	2	28.4
Three Pointers Per Game	178	6	7.5
Turnovers Forced Per Game	264	6	11.5
Turnovers Per Game	199	7	13.5

Individual Statistics

Category	Player	National Rank	Conference Rank	#
Blocks Per Game	William Kyle III	50	2	3
Double Doubles	William Kyle III/Zeke Mayo	2	1	1
Field Goal Attempts	Zeke Mayo	7	1	1
Field Goals	Zeke Mayo	1	1	21
Points	Zeke Mayo	1	1	56
Points Per Game	Zeke Mayo	10	1	28.0
Steals	Charlie Easley/Zeke Mayo	20	1	6
Total 3-Pointers	Zeke Mayo	14	1	7

SUPERLATIVES

Team Miscellaneous

Most First Half Points

SDSU	40	vs. Dakota Wesleyan (11/8/23)
Opp.	39	vs. Akron (11/6/23)

Fewest First Half Points

SDSU	37	vs. Akron (11/6/23)
Opp.	27	vs. Dakota Wesleyan (11/8/23)

Largest Halftime Lead

SDSU	13	vs. Dakota Wesleyan (11/8/23)
Opp.	2	vs. Akron (11/6/23)

Most Second Half Points

SDSU	43	vs. Dakota Wesleyan (11/8/23)
Opp.	42	vs. Akron (11/6/23)

Fewest Second Half Points

SDSU	38	vs. Akron (11/6/23)
Opp.	28	vs. Dakota Wesleyan (11/6/23)

Largest Margin of Victory

SDSU	28	vs. Dakota Wesleyan (11/8/23)
Opp.	6	vs. Akron (11/6/23)

Season Leaders

Scoring

Zeke Mayo (2)

Rebounding

Zeke Mayo (1), William Kyle III (1)

Assists

Charlie Easley (2), Nate Barnhart (1), William Kyle III (1), Zeke Mayo (1)

Double-Digit Scoring

Zeke Mayo (2), William Kyle III (2), Luke Appel (2), Charlie Easley (1), Kalen Garry (1)

Double-Doubles

Zeke Mayo (1), William Kyle III (1)

SDSU 1,000 POINT CLUB

1. Mike Daum (2015-19)	3,067
2. Nate Wolters (2009-13)	2,363
3. Mark Tetzlaff (1981-85)	1,931
4. Lee Colburn (1969-73)	1,822
5. Austin Hansen (1999-2003)	1,815
6. Jordan Dykstra (2010-14)	1,661
7. Steve Brown (1974-78)	1,534
8. Clint Sargent (2007-11)	1,505
9. Don Jacobsen (1958-61)	1,488
10. Garrett Callahan (2006-10)	1,449
11. Reed Tellinghuisen (2014-18)	1,436
12. Kai Williams (2006-10)	1,423
13. Douglas Wilson (2019-22)	1,415
14. Jermaine Showers (1992-96)	1,399
15. Bob Winzenburg (1978-82)	1,395
16. Jason Sempstrott (1993-97)	1,390
17. Chris White (1990-92)	1,380
18. Dave Thomas (1969-73)	1,355
19. Matt Dentlinger (2018-23)	1,300
20. Ben Beran (2003-06, 08)	1,285
21. Derrick Schantz (1999-2004)	1,283
22. Kurt Meister (1994-98)	1,281
23. Alex Arians (2018-23)	1,272
Ron Wiblemo (1971-75)	1,272
24. Mark Schultz (1982-86)	1,259
26. Chad White (2009-14)	1,234
27. Andy Moeller (2000-04)	1,206
28. David Jenkins Jr. (2017-19)	1,194
29. John Thomas (1966-69)	1,178
30. Cullen Ober (1986-90)	1,163
31. Tom Rops (1992-96)	1,147
32. Brayden Carlson (2010-14)	1,132
33. Guy Mackner (1966-69)	1,114
Randy Suarez (1986-89)	1,114
Baylor Scheierman (2019-22)	1,114
36. Kent Hyde (1955-58)	1,098
37. Ryan Naatjes (1990-93, 95)	1,096
Chris Stoeber (1999-2003)	1,096
39. Steve Lingenfelter (1979-81)	1,091
40. Casey Estling (1996-2000)	1,084
41. Sid Bostic (1961-64)	1,079
42. Gene Zulk (1966-69)	1,073
43. George Schroeder (1972-76)	1,066
44. Pete Leiferman (1989-93)	1,043
45. Jim Sutton (1954-57)	1,035
46. Merlyn Smith (1956-59)	1,028
47. Jeff Booher (1988-92)	1,018
48. Jim Walker (1978-80)	1,012
49. Bill Cartwright (1985-89)	1,010
50. Cory VandeWettering (1990-94)	1,009
51. Virg Riley (1952-56)	1,008
52. Dennis Womeldorf (1967-70)	1,006

MILESTONE WATCH

Player	Statistic	Note
Zeke Mayo	974 points	26 points away from 1,000 career points
	185 assists	15 away from 200 career assists
	317 rebounds	8 away from 325 career rebounds
Luke Appel	193 rebounds	7 away from 200 career rebounds
William Kyle III	168 rebounds	7 away from 175 career rebounds
	41 blocks	9 away from 50 career blocks
Eric Henderson	88 wins	12 away from 100 career victories as a head coach



0 WILLIAM WHORTON

Freshman | Forward | 6-8 | 205
Milwaukee, Wis. | Rufus King H.S.

Career Highs

Same	Points
Same	FGM
Same	FGA
Same	3FGM
Same	3FGA
Same	FTM
Same	FTA
Same	Rebs
Same	Assists
Same	Steals
Same	Blocks
Same	Minutes

Season Highs

0
0
0
0
0
0
0
0
0
0
0
0

GAME-BY-GAME STATS

Career Miscellaneous Stats

10+ Points	0
20+ Points	0
30+ Points	0
5+ Rebounds.....	0
10+ Rebounds.....	0
Games With a 3-Pointer	0
Games With an Assist	0
Games With a Steal.....	0
Games With a Block.....	0
Double-Doubles	0

Season Highlights

- » Enters freshman year of eligibility during 2023-24 season
- » Is expected to redshirt this season

Other Notables

- » Was a two-time all-conference performer for Rufus King HS
- » As a senior averaged 17.8 points and had a team-high 103 field goals in 21 games; averaged 15.7 points and double digits in rebounds as a junior
- » A WBCA Division I All-State honorable mention; a finalist for the top senior defensive player of the year by Wisconsin Sports Network
- » Rated as a top 10 recruit in the state of Wisconsin in class of 2023 by WisSports.net

CAREER STATS



1 MATT MIMS

Senior | Guard | 6-0 | 175
Cedar Rapids, Iowa | Xavier H.S.

Career Highs

19, vs. NDSU, 3/6/23
6, vs. NDSU, 3/6/2
14, at South Dakota, 1/16/23
5, at Denver, 2/10/22
12, at South Dakota, 1/16/23
8, at Arkansas, 11/16/22
8, at Arkansas, 11/16/22
5 (3x), last vs. NDSU, 3/6/23
5, vs. Minnesota Morris, 12/3/21
3 (3x), last vs. Western Illinois, 12/29/22
1, vs. Kansas City, 12/20/21
45, at Western Illinois, 1/28/23

Points
FGM
FGA
3FGM
3FGA
FTM
FTA
Rebs
Assists
Steals
Blocks
Minutes

Season Highs

0
0
0
0
0
0
0
0
0
0
0
0

GAME-BY-GAME STATS

Career Miscellaneous Stats

10+ Points15
20+ Points0
30+ Points0
5+ Rebounds.....4
10+ Rebounds.....0
Games With a 3-Pointer68
Games With an Assist60
Games With a Steal.....44
Games With a Block.....1

Season Highlights

- » Expected to play major minutes during 2023-24 season
- » Named by Summit League Coaches in 'The Almanac' as preseason pick for Defensive Player of the Year
- » Is expected to be out due to a foot injury until December

Other Notables

- » Named to Summit League's 2023 All-Defensive Team
- » Ended 2023 season with career-high 19 points on 6-9 shooting & 5 rebounds in tourney loss to NDSU
- » Set career highs in 2022-23 in MPG, PPG, RPG and APG
- » Recorded 10th best 3-point percentage in single season in program history in 2021-22 by shooting 37-for-80 (46.3%)
- » 2018 Iowa Basketball Coaches Association Class 3A Player of the Year; 2x First Team All-Iowa in H.S.

CAREER STATS

SEASON	TEAM	GP-GS	MIN/AVG	Field Goals		3-Point		F-Throws		Rebounds				Scoring					
				FG-FGA	FG%	3FG-3FGA	3FG%	FT-FTA	FT%	OFF	DEF	TOT	AVG	PF-FO	A	TO	BLK	STL	PTS AVG
2019-20	SDSU	23-0	308/13.4	21-53	.396	17-43	.395	9-10	.900	3	13	16	0.7	37-1	17	7	0	9	68 3.0
2020-21	SDSU	19-0	326/17.2	19-46	.413	14-36	.389	7-10	.700	3	17	20	1.1	21-0	20	6	0	13	59 3.1
2021-22	SDSU	34-2	533/15.7	49-100	.490	37-80	.463	16-19	.842	4	38	42	1.2	32-0	24	20	1	13	151 4.4
2022-23	SDSU	32-22	1026/32.0	80-216	.370	61-163	.374	32-42	.762	14	60	74	2.3	49-1	41	26	0	23	253 7.9
TOTAL		108-24	2192/20.3	169-415	.407	129-322	.401	64-81	.790	24	128	152	1.4	139-2	102	59	1	58	531 4.9



2 ZEKE MAYO

Junior | Guard | 6-4 | 185
Lawrence, Kan. | Lawrence H.S.

Career Highs

41, vs. North Dakota State, 2/4/23
14, vs. North Dakota State, 2/4/23
25, vs. North Dakota State, 2/4/23
7, vs. Denver, 1/21/23
14, vs. Denver, 1/21/23
9, at Denver, 2/16/23
10, vs. Omaha, 3/4/23
13, Two Times, previous vs. Valpo, 11/25/22
9, at Omaha, 1/13/22
6, at North Dakota, 1/7/23
2, at Omaha, 2/18/23
43, at Western Illinois, 1/28/23

Points
FGM
FGA
3FGM
3FGA
FTM
FTA
Rebs
Assists
Steals
Blocks
Minutes

Season Highs

28, vs. Dakota Wesleyan, 11/8/23
11, vs. Dakota Wesleyan, 11/8/23
19, vs. Akron, 11/6/23
4, vs. Dakota Wesleyan, 11/8/23
11, vs. Akron, 11/6/23
5, vs. Akron, 11/6/23
6, vs. Akron, 11/6/23
10, vs. Dakota Wesleyan, 11/8/23
2, two times
4, vs. Akron, 11/6/23
0
39, vs. Akron, 11/6/23

GAME-BY-GAME STATS

Opponent	Date	GS	MIN	Total		3-Pointers		Free throws		Rebounds				PF		A		TO		BLK		STL		PTS		AVG	
				FG-FGA	PCT	3FG-3FGA	PCT	FT-FTA	PCT	OFF	DEF	TOT	AVG	PF	A	TO	BLK	STL	PTS	AVG							
Akron	11/06/2023	*	39:14	10-19	.526	3-11	.273	5-6	.833	1	4	5	5.0	3	2	3	0	4	28	28.0							
Dakota Wesleyan	11/08/2023	*	29:14	11-16	.688	4-8	.500	2-2	1.000	1	9	10	7.5	0	2	3	0	2	28	28.0							
Totals		2	68:28	21-35	.600	7-19	.368	7-8	.875	2	13	15	7.5	3	4	6	0	6	56	28.0							

Player Averages

Games Played	Minutes/game	Points/game	FG Pct	3FG Pct	FT Pct	Rebounds/game	Assists/game	Turnovers/game	Assist/Turnover ratio	Steals/game	Blocks/game
2	34.2	28.0	60.0	36.8	87.5	7.5	2.0	3.0	0.7	3.0	0.0

Career Miscellaneous Stats

10+ Points37
20+ Points11
30+ Points4
5+ Rebounds19
10+ Rebounds5
Games With a 3-Pointer50
Games With an Assist60
Games With a Steal42
Games With a Block6
Double-Doubles5

Season Highlights

- » Named Summit League Preseason MVP; Preseason First Team
- » Chosen by Summit League coaches in 'The Almanac' in preseason as Best Pro Prospect & Player Who Scares You Most; also ranked among top 25 Mid-Major Players at No. 6
- » Recorded first double-double of season on Nov. 8 versus DWU

Other Notables

- » Named 2023 First Team All-Summit League; averaged 21.1 PPG, 6.0 RPG & 4.0 APG in 18 conf. games
- » Set new career high of 41 points in Feb. 4 win over NDSU, 2nd most points by SDSU player in Frost Arena
- » Named to 2021-22 Summit League All-Newcomer Team; only freshman recognized
- » Co-recipient of the 2021 DiRenna Award which recognizes the top boys' basketball player in the Kansas City area.
- » Averaged 21.2 points and 6.8 rebounds per game as a senior
- » Father Reggie played basketball at Dodge City (Kan.) Community College and Tennessee Tech

CAREER STATS

				Field Goals		3-Point		F-Throws		Rebounds									Scoring	
SEASON	TEAM	GP-GS	MIN/AVG	FG-FGA	FG%	3FG-3FGA	3FG%	FT-FTA	FT%	OFF	DEF	TOT	AVG	PF-FO	A	TO	BLK	STL	PTS	AVG
2021-22	SDSU	35-21	950/27.2	119-255	.467	56-135	.415	42-45	.933	18	85	103	2.9	42-0	72	42	1	29	336	9.6
2022-23	SDSU	32-32	1143/35.7	198-465	.426	83-225	.369	103-114	.904	11	188	199	6.2	47-0	109	95	7	32	582	18.2
2023-24	SDSU	2-2	68/34.2	21-35	.600	7-19	.368	7-8	.875	2	13	15	7.5	3-0	4	6	0	6	56	28.0
TOTAL		69-55	2162/31.3	338-755	.448	146-379	.385	152-167	.910	31	286	317	4.6	92-0	185	143	8	67	974	14.1



3 JOE SAYLER

Freshman | Guard | 6-3 | 200
White River, S.D. | White River H.S.

Career Highs

N/A
N/A
N/A
N/A
N/A
N/A
N/A
N/A
N/A
N/A
N/A
N/A

Points
FGM
FGA
3FGM
3FGA
FTM
FTA
Rebs
Assists
Steals
Blocks
Minutes

Season Highs

0
0
0
0
0
0
0
0
0
0
0
0

GAME-BY-GAME STATS

Career Miscellaneous Stats

10+ Points0
20+ Points0
30+ Points0
5+ Rebounds.....0
10+ Rebounds.....0
Games With a 3-Pointer0
Games With an Assist0
Games With a Steal.....0
Games With a Block.....0
Double-Doubles0

Season Highlights

- » Enters freshman year of eligibility heading into 2023-24 season
- » Is expected to redshirt this season

Other Notables

- » Scored 2,702 points at White River High School; 5th most in South Dakota boys basketball history
- » As a senior averaged 30.8 PPG, 5.6 RPG, 3.7 APG & had a career-high 51-point performance
- » The 2023 Hansen Anderson South Dakota Mr. Basketball award winner, Class B Player of the Year, Spirit of Su award winner & Midco Sports' Class B Player of the Year
- » An All-State First Team selection three times while earning multiple conference MVP awards
- » Ranked by Prep Hoops as top recruit in state of South Dakota for the class of 2023
- » White River's class of 2023 valedictorian

CAREER STATS



5 NATE BARNHART

Sophomore | Forward | 7-0 | 200
Lenexa, Kan. | Wyoming | De Soto H.S.

Career Highs

12, vs. Fresno State, 1/31/23
5, at Air Force, 1/17/23
7, at Air Force, 1/17/23
2, two times
3, vs. Fresno State, 1/31/23
2, two times
2, three times
9, vs. UNLV, 2/8/23
Same
2, at Boise State, 2/11/23
2, three times
31, at Air Force, 1/17/23

Points
FGM
FGA
3FGM
3FGA
FTM
FTA
Rebs
Assists
Steals
Blocks
Minutes

Season Highs

2, vs. Akron, 11/6/23
1, vs. Akron, 11/6/23
6, vs. Dakota Wesleyan, 11/8/23
0
2, vs. Dakota Wesleyan, 11/8/23
0
0
6, vs. Dakota Wesleyan, 11/8/23
3, vs. Akron, 11/6/23
1, vs. Dakota Wesleyan, 11/8/23
2, vs. Dakota Wesleyan, 11/8/23
14, vs. Dakota Wesleyan, 11/8/23

GAME-BY-GAME STATS

Opponent	Date	GS	MIN	Total		3-Pointers		Free throws		Rebounds				PF	A	TO	BLK	STL	PTS	AVG
				FG-FGA	PCT	3FG-3FGA	PCT	FT-FTA	PCT	OFF	DEF	TOT	AVG							
Akron	11/06/2023		11:41	1-3	.333	0-1	.000	0-0	.000	2	0	2	2.0	1	3	0	0	0	2	2.0
Dakota Wesleyan	11/08/2023		14:17	0-6	.000	0-2	.000	0-2	.000	1	5	6	4.0	0	1	0	2	1	0	1.0
Totals		0	25:58	1-9	.111	0-3	.000	0-2	.000	3	5	8	4.0	1	4	0	2	1	2	1.0

Player Averages

Games Played	Minutes/game	Points/game	FG Pct	3FG Pct	FT Pct	Rebounds/game	Assists/game	Turnovers/game	Assist/Turnover ratio	Steals/game	Blocks/game
2	13.0	1.0	11.1	0.0	0.0	4.0	2.0	0.0	4.0	0.5	1.0

Career Miscellaneous Stats

10+ Points2
20+ Points0
30+ Points0
5+ Rebounds3
10+ Rebounds0
Games With a 3-Pointer3
Games With an Assist8
Games With a Steal5
Games With a Block7
Double-Doubles0

Season Highlights

- » Enters 2023-24 season as a sophomore in eligibility
- » Had team-high three assists in SDSU's season opener loss to Akron

Other Notables

- » Spent previous two years at Wyoming; redshirted in 2021-22 as part of NCAA Tournament team
- » Played in 20 games for the Cowboys and started in three in 2022-23
- » Claimed a Mountain West Conference Freshman of the Week honor on Feb. 6, 2023
- » Was ranked as a three-star recruit by Rivals.com and listed as 39th best center in signing class in 2023
- » A multiple time all-conference selection at De Soto High, claimed Second Team All-State honors as a junior and honorable mention as a senior

CAREER STATS

				Field Goals		3-Point		F-Throws		Rebounds									Scoring	
SEASON	TEAM	GP-GS	MIN/AVG	FG-FGA	FG%	3FG-3FGA	3FG%	FT-FTA	FT%	OFF	DEF	TOT	AVG	PF-FO	A	TO	BLK	STL	PTS	AVG
2022-23	UW	20-3	224/11.2	21-37	.568	5-14	.357	5-7	.714	9	28	37	1.9	33-0	6	10	9	5	52	2.6
2023-24	SDSU	2-0	26/13.0	1-9	.111	0-3	.000	0-2	.000	3	5	8	4.0	1-0	4	0	2	1	2	1.0
TOTAL FOR SDSU		2-0	26/13.0	1-9	.111	0-3	.000	0-2	.000	3	5	8	4.0	1-0	4	0	2	1	2	1.0
TOTAL		22-3	250/11.4	22-46	.478	5-17	.294	5-9	.556	12	33	45	2.0	34-0	10	10	11	6	54	2.5



10 KALEN GARRY

Redshirt-Freshman | Guard | 6-3 | 200
De Smet, S.D. | De Smet H.S.

Career Highs

Same	Points
Same	FGM
Same	FGA
Same	3FGM
Same	3FGA
Same	FTM
Same	FTA
Same	Rebs
Same	Assists
Same	Steals
Same	Blocks
Same	Minutes

Season Highs

10, vs. Dakota Wesleyan, 11/8/23
3, vs. Dakota Wesleyan, 11/8/23
7, vs. Dakota Wesleyan, 11/8/23
2, vs. Akron, 11/6/23
3, Two times
3, vs. Dakota Wesleyan, 11/8/23
4, vs. Dakota Wesleyan, 11/8/23
5, vs. Dakota Wesleyan, 11/8/23
2, vs. Akron, 11/6/23
0
0
35, vs. Dakota Wesleyan, 11/8/23

GAME-BY-GAME STATS

Opponent	Date	GS	MIN	Total		3-Pointers		Free throws		Rebounds				PF	A	TO	BLK	STL	PTS	AVG
				FG-FGA	PCT	3FG-3FGA	PCT	FT-FTA	PCT	OFF	DEF	TOT	AVG							
Akron	11/06/2023	*	34:31	2-4	.500	2-3	.667	0-0	.000	0	3	3	3.0	1	2	1	0	0	6	6.0
Dakota Wesleyan	11/08/2023	*	28:28	3-7	.429	1-3	.333	3-4	.750	1	4	5	4.0	1	0	0	0	0	10	8.0
Totals		2	62:59	5-11	.455	3-6	.500	3-4	.750	1	7	8	4.0	2	2	1	0	0	16	8.0

Player Averages

Games Played	Minutes/game	Points/game	FG Pct	3FG Pct	FT Pct	Rebounds/game	Assists/game	Turnovers/game	Assist/Turnover ratio	Steals/game	Blocks/game
2	31.5	8.0	45.5	50.0	75.0	4.0	1.0	0.5	2.0	0.0	0.0

Career Miscellaneous Stats

10+ Points	1
20+ Points	0
30+ Points	0
5+ Rebounds	1
10+ Rebounds	0
Games With a 3-Pointer	2
Games With an Assist	1
Games With a Steal	0
Games With a Block	0
Double-Doubles	0

Season Highlights

- » Is expected to contribute in rotation this season after redshirting during the 2022-23 schedule
- » Had first double-digit scoring game in win over DWU (Nov. 8).

Other Notables

- » Led De Smet High School to pair of state Class B championships and a runner-up finish in four years of varsity basketball
- » Named the 2022 South Dakota Gatorade Player of the Year
- » Won three Class B Player of the Year awards; a four-time all-state selection
- » Ended prep career as school's all-time leading scorer with 2,091 points
- » Selected as the 2022 South Dakota Sports Boys Athlete of the Year being nominated in both football and basketball for the award

CAREER STATS

				Field Goals		3-Point		F-Throws		Rebounds				Scoring						
SEASON	TEAM	GP-GS	MIN/AVG	FG-FGA	FG%	3FG-3FGA	3FG%	FT-FTA	FT%	OFF	DEF	TOT	AVG	PF-FO	A	TO	BLK	STL	PTS	AVG
2023-24	SDSU	2-2	63/31.5	5-11	.455	3-6	.500	3-4	.750	1	7	8	4.0	2-0	2	1	0	0	16	8.0
TOTAL		2-2	63/31.5	5-11	.455	3-6	.500	3-4	.750	1	7	8	4.0	2-0	2	1	0	0	16	8.0



11 MATTHEW MORS

Sophomore | Forward | 6-7 | 225
Yankton, S.D. | Wisconsin | Yankton H.S.

Career Highs

23, vs. North Dakota, 2/2/23
8, vs. North Dakota, 2/2/23
12, vs. NDSU, 1/5/23
4, vs. North Dakota, 2/2/23
5, vs. North Dakota, 2/2/23
7, at Kent State, 12/2/22
8, at Kent State, 12/2/22
9 (2x), previous at Omaha, 2/18/23
3 (3x), previous at Omaha, 2/18/23
3, at Western Illinois, 1/28/23
2, at South Dakota, 1/16/23
36, at Western Illinois, 1/28/23

Points
FGM
FGA
3FGM
3FGA
FTM
FTA
Rebs
Assists
Steals
Blocks
Minutes

Season Highs

5, vs. Dakota Wesleyan, 11/8/23
2, vs. Dakota Wesleyan, 11/8/23
6, vs. Dakota Wesleyan, 11/8/23
1, vs. Akron, 11/6/23
3, vs. Akron, 11/6/23
1, vs. Dakota Wesleyan, 11/8/23
3, vs. Dakota Wesleyan, 11/8/23
2, vs. Dakota Wesleyan, 11/8/23
0
0
0
17, vs. Dakota Wesleyan, 11/8/23

GAME-BY-GAME STATS

Opponent	Date	GS	MIN	Total		3-Pointers		Free throws		Rebounds				PF				PTS	AVG
				FG-FGA	PCT	3FG-3FGA	PCT	FT-FTA	PCT	OFF	DEF	TOT	AVG	A	TO	BLK	STL		
Akron	11/06/2023		11:20	1-3	.333	1-1	1.000	0-0	.000	0	0	0	0.0	2	0	2	0	3	3.0
Dakota Wesleyan	11/08/2023		16:50	2-6	.333	0-2	.000	1-3	.333	2	0	2	1.0	1	0	1	0	5	4.0
Totals		0	28:10	3-9	.333	1-3	.333	1-3	.333	2	0	2	1.0	3	0	3	0	8	4.0

Player Averages

Games Played	Minutes/game	Points/game	FG Pct	3FG Pct	FT Pct	Rebounds/game	Assists/game	Turnovers/game	Assist/Turnover ratio	Steals/game	Blocks/game
2	14.1	4.0	33.3	33.3	33.3	1.0	0.0	1.5	0.0	0.0	0.0

Career Miscellaneous Stats

10+ Points7
20+ Points1
30+ Points0
5+ Rebounds7
10+ Rebounds0
Games With a 3-Pointer13
Games With an Assist4
Games With a Steal16
Games With a Block8
Double-Doubles0

Season Highlights

- » Enters season expected to be a major contributor to SDSU lineup
- » Named by Summit League coaches in 'The Almanac' as preseason "Breakout Player"

Other Notables

- » Had first career 20-plus point game on 8-9 FG (4-5 3FG) in Feb. 2, 2023, victory over North Dakota
- » Played in all 18 Summit League games as a redshirt freshman and made starts in 15 contests
- » Spent the 2021-22 season on the Wisconsin roster
- » A South Dakota Gatorade Player of the Year selection three times in six seasons of prep basketball for Yankton High School
- » An all-state selection five times and chosen as Argus Leader Player of the Year on three occasions
- » Averaged at least 19 points every season for Yankton and won state title in 2018
- » Ranked as a four-star power forward by ESPN coming out of high school; the No. 1 ranked prospect in South Dakota and was 26th ranked signing at his position nationally

CAREER STATS

				Field Goals		3-Point		F-Throws		Rebounds				Scoring						
SEASON	TEAM	GP-GS	MIN/AVG	FG-FGA	FG%	3FG-3FGA	3FG%	FT-FTA	FT%	OFF	DEF	TOT	AVG	PF-FO	A	TO	BLK	STL	PTS	AVG
2022-23	SDSU	32-15	613/19.2	73-170	.429	17-63	.270	46-54	.852	33	51	84	2.6	70-3	23	30	9	21	209	6.5
2023-24	SDSU	2-0	28/14.1	3-9	.333	1-3	.333	1-3	.333	2	0	2	1.0	3-0	0	3	0	0	8	4.0
TOTAL		34-15	642/18.9	76-179	.425	18-66	.273	47-57	.825	35	51	86	2.5	73-3	23	33	9	21	217	6.4



12 BUBZ ALVAREZ

Freshman | Guard | 6-5 | 185
Houston, Texas | Houston Heights H.S.

Career Highs

Same	Points
Same	FGM
Same	FGA
Same	3FGM
Same	3FGA
Same	FTM
Same	FTA
Same	Rebs
Same	Assists
Same	Steals
Same	Blocks
Same	Minutes

Season Highs

4, vs. Dakota Wesleyan, 11/8/23
2, vs. Dakota Wesleyan, 11/8/23
6, vs. Dakota Wesleyan, 11/8/23
0
0
0
0
2, vs. Dakota Wesleyan, 11/8/23
0
1, vs. Dakota Wesleyan, 11/8/23
0
18, vs. Dakota Wesleyan, 11/8/23

GAME-BY-GAME STATS

Opponent	Date	GS	MIN	Total		3-Pointers		Free throws		Rebounds								PTS	AVG
				FG-FGA	PCT	3FG-3FGA	PCT	FT-FTA	PCT	OFF	DEF	TOT	AVG	PF	A	TO	BLK	STL	
Akron	11/06/2023		06:27	0-0	.000	0-0	.000	0-0	.000	0	0	0	0.0	2	0	1	0	0	0.0
Dakota Wesleyan	11/08/2023		17:59	2-6	.333	0-0	.000	0-0	.000	0	2	2	1.0	3	0	2	0	1	4
Totals		0	24:26	2-6	.333	0-0	.000	0-0	.000	0	2	2	1.0	5	0	3	0	1	4

Player Averages

Games Played	Minutes/game	Points/game	FG Pct	3FG Pct	FT Pct	Rebounds/game	Assists/game	Turnovers/game	Assist/Turnover ratio	Steals/game	Blocks/game
2	12.2	2.0	33.3	0.0	0.0	1.0	0.0	1.5	0.0	0.5	0.0

Career Miscellaneous Stats

10+ Points	0
20+ Points	0
30+ Points	0
5+ Rebounds	0
10+ Rebounds	0
Games With a 3-Pointer	0
Games With an Assist	0
Games With a Steal	1
Games With a Block	0
Double-Doubles	0

Season Highlights

- » Enters freshman year of eligibility heading into 2023-24 season
- » Scored first career points in Nov. 8 win over Dakota Wesleyan

Other Notables

- » A three-year contributor on the hardwood for Houston Heights High
- » Was a 1,000-point scorer for Houston Heights and helped school to a runner-up district finish in 2023
- » A Top 25 candidate in 2023 for the Guy V. Lewis Award as a senior; award goes to greater Houston Area Boys Basketball Player of the Year
- » One of 11 members on Team Houston on Houston vs. Dallas All-Star Game
- » Averaged over 17 points and 3 rebounds as a senior and junior
- » Has a sister, Gracelynn, who is a junior on the West Texas A&M women's basketball team

CAREER STATS

				Field Goals		3-Point		F-Throws		Rebounds								Scoring	
SEASON	TEAM	GP-GS	MIN/AVG	FG-FGA	FG%	3FG-3FGA	3FG%	FT-FTA	FT%	OFF	DEF	TOT	AVG	PF-FO	A	TO	BLK	STL	PTS
2023-24	SDSU	2-0	24/12.2	2-6	.333	0-0	.000	0-0	.000	0	2	2	1.0	5-0	0	3	0	1	4
TOTAL		2-0	24/12.2	2-6	.333	0-0	.000	0-0	.000	0	2	2	1.0	5-0	0	3	0	1	4



13 LUKE APPEL

Redshirt-Senior | Forward | 6-8 | 240
Marshalltown, Iowa | Kirkwood CC | Marshalltown H.S.

Career Highs

41, at Oral Roberts, 2/24/22
16, at Oral Roberts, 2/24/22
20, at Oral Roberts, 2/24/22
2, at Oral Roberts, 2/24/22
2 (6x), previous at Oral Roberts, 2/24/22
7, at Oral Roberts, 2/24/22
9, at Oral Roberts, 2/24/22
10, at Oral Roberts, 2/24/22
6, at Alabama, 11/12/21
2, at Oral Roberts, 2/13/21
2 (2x), last vs. Prairie View, 11/30/21
30, vs. Stephen F. Austin, 11/19/22

Points
FGM
FGA
3FGM
3FGA
FTM
FTA
Rebs
Assists
Steals
Blocks
Minutes

Season Highs

13, vs. Dakota Wesleyan, 11/8/23
6, vs. Dakota Wesleyan, 11/8/23
8, vs. Dakota Wesleyan, 11/8/23
0
1, vs. Akron, 11/6/23
2, vs. Akron, 11/6/23
2, vs. Akron, 11/6/23
8, vs. Dakota Wesleyan, 11/8/23
2, vs. Akron, 11/6/23
0
1, Two times
28, vs. Akron, 11/6/23

GAME-BY-GAME STATS

Opponent	Date	GS	MIN	Total		3-Pointers		Free throws		Rebounds				PF	A	TO	BLK	STL	PTS	AVG
				FG-FGA	PCT	3FG-3FGA	PCT	FT-FTA	PCT	OFF	DEF	TOT	AVG							
Akron	11/06/2023	*	28:18	4-9	.444	0-1	.000	2-2	1.000	0	3	3	3.0	2	2	4	1	0	10	10.0
Dakota Wesleyan	11/08/2023	*	23:17	6-8	.750	0-0	.000	1-1	1.000	3	5	8	5.5	0	1	5	1	0	13	11.5
Totals		2	51:35	10-17	.588	0-1	.000	3-3	1.000	3	8	11	5.5	2	3	9	2	0	23	11.5

Player Averages

Games Played	Minutes/game	Points/game	FG Pct	3FG Pct	FT Pct	Rebounds/game	Assists/game	Turnovers/game	Assist/Turnover ratio	Steals/game	Blocks/game
2	25.8	11.5	58.8	0.0	100.0	5.5	1.5	4.5	0.3	0.0	1.0

Career Miscellaneous Stats

10+ Points25
20+ Points2
30+ Points1
5+ Rebounds17
10+ Rebounds1
Games With a 3-Pointer6
Games With an Assist35
Games With a Steal10
Games With a Block17
Double-Doubles1

Season Highlights

- » A back-to-back Preseason All-Summit League First Team choice
- » Played five games in 2022-23, missed rest of season due to injury and claimed a medical hardship for the year
- » Has scored in double digits in both games this season

Other Notables

- » Named to the 2022-23 Preseason All-Summit League First Team
- » Chosen as the 2022 Summit League 6th Man of the Year
- » Had a 41-point, 10-rebound effort on Feb. 24, 2022, versus Oral Roberts which earned him Summit League Player of the Week honors
- » 2019-20 NJCAA 2nd Team All-American
- » Played on NJCAA National Champions at Kirkwood in 18-19
- » Head coach at Kirkwood was Bryan Petersen, now an SDSU assistant

CAREER STATS

				Field Goals		3-Point		F-Throws		Rebounds				Scoring						
SEASON	TEAM	GP-GS	MIN/AVG	FG-FGA	FG%	3FG-3FGA	3FG%	FT-FTA	FT%	OFF	DEF	TOT	AVG	PF-FO	A	TO	BLK	STL	PTS	AVG
2020-21	SDSU	22-0	270/12.3	65-102	.637	0-6	.000	35-55	.636	14	35	49	2.2	56-2	9	31	6	4	165	7.5
2021-22	SDSU	35-1	600/17.1	128-212	.604	5-14	.357	53-76	.697	27	100	127	3.6	85-5	45	48	13	5	314	9.0
2022-23	SDSU	5-0	70/14.0	10-20	.500	2-3	.667	10-13	.769	1	5	6	1.2	11-0	4	12	0	2	32	6.4
2023-24	SDSU	2-2	52/25.8	10-17	.588	0-1	.000	3-3	1.000	3	8	11	5.5	2-0	3	9	2	0	23	11.5
TOTAL		64-3	991/15.5	213-351	.607	7-24	.292	101-147	.687	45	148	193	3.0	154-7	61	100	21	11	534	8.3



15 TANNER TE SLAA

Sophomore | Guard | 6-5 | 195
Hull, Iowa | Boyden-Hull H.S.

Career Highs

14, vs. Mount Marty, 12/12/22
4, vs. Mount Marty, 12/12/22
11, vs. Mount Marty, 12/12/22
3, vs. Mount Marty, 12/12/22
9, vs. Mount Marty, 12/12/22
4, vs. St. Bonaventure, 11/15/22
4, vs. St. Bonaventure, 11/15/22
8, vs. Mount Marty, 12/12/22
3, vs. Mount Marty, 12/12/22
3, at Arkansas, 11/16/22
1, vs. James Madison, 11/26/22
31, vs. Mount Marty, 12/12/22

Points
FGM
FGA
3FGM
3FGA
FTM
FTA
Rebs
Assists
Steals
Blocks
Minutes

Season Highs

3, vs. Dakota Wesleyan, 11/8/23
1, vs. Dakota Wesleyan, 11/8/23
1, vs. Dakota Wesleyan, 11/8/23
1, vs. Dakota Wesleyan, 11/8/23
1, vs. Dakota Wesleyan, 11/8/23
0
0
1, vs. Dakota Wesleyan, 11/8/23
0
0
0
11, vs. Dakota Wesleyan, 11/8/23

GAME-BY-GAME STATS

Opponent	Date	GS	MIN	Total		3-Pointers		Free throws		Rebounds				PF	A	TO	BLK	STL	PTS	AVG
				FG-FGA	PCT	3FG-3FGA	PCT	FT-FTA	PCT	OFF	DEF	TOT	AVG							
Akron	11/06/2023		01:50	0-0	.000	0-0	.000	0-0	.000	0	0	0	0.0	1	0	0	0	0	0	0.0
Dakota Wesleyan	11/08/2023		10:49	1-1	1.000	1-1	1.000	0-0	.000	0	1	1	0.5	0	0	1	0	0	3	1.5
Totals		0	12:39	1-1	1.000	1-1	1.000	0-0	.000	0	1	1	0.5	1	0	1	0	0	3	1.5

Player Averages

Games Played	Minutes/game	Points/game	FG Pct	3FG Pct	FT Pct	Rebounds/game	Assists/game	Turnovers/game	Assist/Turnover ratio	Steals/game	Blocks/game
2	6.3	1.5	100.0	100.0	0.0	0.5	0.0	0.5	0.0	0.0	0.0

Career Miscellaneous Stats

10+ Points1
20+ Points0
30+ Points0
5+ Rebounds1
10+ Rebounds0
Games With a 3-Pointer8
Games With an Assist6
Games With a Steal4
Games With a Block1
Double-Doubles0

Season Highlights

- » Entered 2023-24 season as a sophomore in eligibility

Other Notables

- » Set career highs in points (14), rebounds (8) and minutes (31) in Dec. 12, 2022, victory over Mount Marty
- » The Siouxland's 2022 SportsZone Boys Basketball Player of the Year
- » Averaged 22.8 points, 9 rebounds and 4.9 assists per game as a senior
- » A first team all-state selection during final three years at Boyden-Hull HS
- » A IPSWA Class 2A Player of the Year and 2022 Iowa Boys All-Star Team member
- » Played in three basketball state championship games and won the title in 2020
- » A standout in football as a senior that led team to state championship game as a quarterback

CAREER STATS

				Field Goals		3-Point		F-Throws		Rebounds				Scoring						
SEASON	TEAM	GP-GS	MIN/AVG	FG-FGA	FG%	3FG-3FGA	3FG%	FT-FTA	FT%	OFF	DEF	TOT	AVG	PF-FO	A	TO	BLK	STL	PTS	AVG
2022-23	SDSU	27-1	361/13.4	19-71	.268	12-54	.222	11-12	.917	3	36	39	1.4	35-0	9	12	1	7	61	2.3
2023-24	SDSU	2-0	13/6.3	1-1	1.000	1-1	1.000	0-0	.000	0	1	1	0.5	1-0	0	1	0	0	3	1.5
TOTAL		29-1	374/12.9	20-72	.278	13-55	.236	11-12	.917	3	37	40	1.4	36-0	9	13	1	7	64	2.2



23 JACK HASTREITER

Redshirt-Freshman | Guard | 6-7 | 220
Lincoln, Neb. | Lincoln Pius X H.S.

Career Highs

Same	Points
Same	FGM
Same	FGA
Same	3FGM
Same	3FGA
Same	FTM
Same	FTA
Same	Rebs
Same	Assists
Same	Steals
Same	Blocks
Same	Minutes

Season Highs

1, vs. Dakota Wesleyan, 11/8/23
1, vs. Dakota Wesleyan, 11/8/23
6, vs. Dakota Wesleyan, 11/8/23

GAME-BY-GAME STATS

Opponent	Date	GS	MIN	Total		3-Pointers		Free throws		Rebounds				PF	A	TO	BLK	STL	PTS	AVG
				FG-FGA	PCT	3FG-3FGA	PCT	FT-FTA	PCT	OFF	DEF	TOT	AVG							
Dakota Wesleyan	11/08/2023		05:30	0-1	.000	0-0	.000	0-0	.000	0	1	1	1.0	1	0	0	0	0	0	0.0
Totals		0	05:30	0-1	.000	0-0	.000	0-0	.000	0	1	1	1.0	1	0	0	0	0	0	0.0

Player Averages

Games Played	Minutes/game	Points/game	FG Pct	3FG Pct	FT Pct	Rebounds/game	Assists/game	Turnovers/game	Assist/Turnover ratio	Steals/game	Blocks/game
1	5.5	0.0	0.0	0.0	0.0	1.0	0.0	0.0	0.0	0.0	0.0

Career Miscellaneous Stats

10+ Points	0
20+ Points	0
30+ Points	0
5+ Rebounds	0
10+ Rebounds	0
Games With a 3-Pointer	0
Games With an Assist	0
Games With a Steal	0
Games With a Block	0
Double-Doubles	0

Season Highlights

- » Made collegiate debut in Nov. 8 win over Dakota Wesleyan
- » Redshirted during the 2022-23 season

Other Notables

- » A 2022 All-City Second Team selection and first team all-conference academic selection as a senior at Lincoln Pius X Catholic HS
- » Member of district championship team in 2022 and helped squad reach state quarterfinals
- » Had 16 double-digit scoring performances in 26 games senior year
- » Played AAU basketball with Lincoln Supreme National I

CAREER STATS

				Field Goals		3-Point		F-Throws		Rebounds				Scoring						
SEASON	TEAM	GP-GS	MIN/AVG	FG-FGA	FG%	3FG-3FGA	3FG%	FT-FTA	FT%	OFF	DEF	TOT	AVG	PF-FO	A	TO	BLK	STL	PTS	AVG
2023-24	SDSU	1-0	6/5.5	0-1	.000	0-0	.000	0-0	.000	0	1	1	1.0	1-0	0	0	0	0	0	0.0
TOTAL		1-0	6/5.5	0-1	.000	0-0	.000	0-0	.000	0	1	1	1.0	1-0	0	0	0	0	0	0.0



24 CONNER KRAFT

Freshman | Forward | 6-8 | 205
Fargo, N.D. | Shanley H.S.

Career Highs

N/A
N/A
N/A
N/A
N/A
N/A
N/A
N/A
N/A
N/A
N/A
N/A

Points
FGM
FGA
3FGM
3FGA
FTM
FTA
Rebs
Assists
Steals
Blocks
Minutes

Season Highs

0
0
0
0
0
0
0
0
0
0
0
0

GAME-BY-GAME STATS

Career Miscellaneous Stats

10+ Points0
20+ Points0
30+ Points0
5+ Rebounds0
10+ Rebounds0
Games With a 3-Pointer0
Games With an Assist0
Games With a Steal0
Games With a Block0
Double-Doubles0

Season Highlights

- » Enters 2023-24 season as a freshman of eligibility
- » Is expected to redshirt this season

Other Notables

- » A graduate of Fargo Shanley High School in 2023 and as a senior helped lead the Deacons to state tournament
- » Reached 1,000-point plateau as a senior and claimed Class A Boys Basketball Second Team All-State honors
- » Averaged 21.4 PPG, 11 RPG, 3.1 BPG & 2.1 SPG in 2022-23
- » A three-year starter for Shanley and all-conference as a junior and senior
- » Was a wide receiver for Deacons' state championship football team in fall of 2022
- » Father played football at University of Mary while mother attended SDSU

CAREER STATS



30 CHARLIE EASLEY

Senior | Guard | 6-2 | 190
Lincoln, Neb. | Nebraska | Lincoln Pius X H.S.

Career Highs

22, vs. Stephen F. Austin, 11/19/22
8, vs. Stephen F. Austin, 11/19/22
12, vs. Stephen F. Austin, 11/19/22
6, vs. Stephen F. Austin, 11/19/22
8, vs. Stephen F. Austin, 11/19/22
6, vs. Prairie View, 11/30/21
8, vs. Prairie View, 11/30/21
8 (3x), previous vs. Omaha, 3/4/23
4 (3x), last vs. North Dakota State, 1/29/22
5, vs. Minnesota Morris, 12/3/21
2, at St. Thomas, 1/20/22
41, at Oral Roberts, 2/24/22

Points
FGM
FGA
3FGM
3FGA
FTM
FTA
Rebs
Assists
Steals
Blocks
Minutes

Season Highs

10, vs. Akron, 11/6/23
2, vs. Akron, 11/6/23
8, vs. Dakota Wesleyan, 11/8/23
2, vs. Akron, 11/6/23
4, vs. Dakota Wesleyan, 11/8/23
4, vs. Akron, 11/6/23
4, vs. Akron, 11/6/23
7, vs. Akron, 11/6/23
3, vs. Akron, 11/6/23
4, vs. Akron, 11/6/23
0
38, vs. Akron, 11/6/23

GAME-BY-GAME STATS

Opponent	Date	GS	MIN	Total		3-Pointers		Free throws		Rebounds				PF	A	TO	BLK	STL	PTS	AVG
				FG-FGA	PCT	3FG-3FGA	PCT	FT-FTA	PCT	OFF	DEF	TOT	AVG							
Akron	11/06/2023	*	37:58	2-7	.286	2-2	1.000	4-4	1.000	1	6	7	7.0	5	3	0	0	4	10	10.0
Dakota Wesleyan	11/08/2023	*	30:38	1-8	.125	1-4	.250	0-0	.000	3	3	6	6.5	2	2	0	0	2	3	6.5
Totals			2 68:36	3-15	.200	3-6	.500	4-4	1.000	4	9	13	6.5	7	5	0	0	6	13	6.5

Player Averages

Games Played	Minutes/game	Points/game	FG Pct	3FG Pct	FT Pct	Rebounds/game	Assists/game	Turnovers/game	Assist/Turnover ratio	Steals/game	Blocks/game
2	34.3	6.5	20.0	50.0	100.0	6.5	2.5	0.0	5.0	3.0	0.0

Career Miscellaneous Stats

10+ Points19
20+ Points1
30+ Points0
5+ Rebounds16
10+ Rebounds0
Games With a 3-Pointer60
Games With an Assist69
Games With a Steal60
Games With a Block13
Double-Doubles0

Season Highlights

» Led team in steals with four in season-opening loss versus Akron

Other Notables

» Set career highs in points (22), field goals (8) and 3-pointers (6) in Nov. 19, 2022, game versus SFA
» Scored 15 points on 5 of 6 shooting in SDSU's 2022 Summit League championship against NDSU
» His career-high 19 points in Feb. 17, 2022, game versus Western Illinois. Fourteen points came in eight-minute stretch
» His .500 3-point field goal percentage in 2021-22 was the second best single-season mark in program history
» Started four games at Nebraska
» 3-year starter at Lincoln Pius X
» Pius X record 1,412 career points
» Played on 2018-19 Neb. Class B H.S. state championship team

CAREER STATS

SEASON	TEAM	GP-GS	MIN/AVG	Field Goals		3-Point		F-Throws		Rebounds				Scoring						
				FG-FGA	FG%	3FG-3FGA	3FG%	FT-FTA	FT%	OFF	DEF	TOT	AVG	PF-FO	A	TO	BLK	STL	PTS	AVG
2019-20	Nebr	28-4	326/11.7	17-58	.293	5-30	.167	15-20	.750	9	20	29	1.0	29-0	13	14	3	18	54	1.9
2020-21	SDSU	23-9	476/20.7	40-93	.430	21-51	.412	12-19	.632	9	52	61	2.7	48-0	30	22	2	24	113	4.9
2021-22	SDSU	35-24	876/25.0	98-188	.521	48-96	.500	31-40	.775	27	88	115	3.3	67-0	45	26	9	38	275	7.9
2022-23	SDSU	18-10	436/24.2	51-106	.481	30-63	.476	13-16	.813	10	46	56	3.1	42-0	19	16	1	21	145	8.1
2023-24	SDSU	2-2	69/34.3	3-15	.200	3-6	.500	4-4	1.000	4	9	13	6.5	7-1	5	0	0	6	13	6.5
TOTAL FOR SDSU		78-45	1857/23.8	192-402	.478	102-216	.472	60-79	.759	50	195	245	3.1	164-1	99	64	12	89	546	7.0
TOTAL		106-49	2184/20.6	209-460	.454	107-246	.435	75-99	.758	59	215	274	2.6	193-1	112	78	15	107	600	5.7



34 DAMON WILKINSON

Freshman | Forward | 6-10 | 260
De Smet, S.D. | De Smet H.S.

Career Highs

N/A
N/A
N/A
N/A
N/A
N/A
N/A
N/A
N/A
N/A
N/A
N/A

Points
FGM
FGA
3FGM
3FGA
FTM
FTA
Rebs
Assists
Steals
Blocks
Minutes

Season Highs

0
0
0
0
0
0
0
0
0
0
0
0

GAME-BY-GAME STATS

Career Miscellaneous Stats

10+ Points0
20+ Points0
30+ Points0
5+ Rebounds.....0
10+ Rebounds.....0
Games With a 3-Pointer0
Games With an Assist0
Games With a Steal.....0
Games With a Block.....0
Double-Doubles0

Season Highlights

- » Enters 2023-24 season as a freshman in eligibility
- » Is expected to redshirt this season

Other Notables

- » A 2023 graduate of De Smet High
- » Helped De Smet claim South Dakota Class B championships for three straight seasons
- » Recorded nearly 1,200 points and a school record of 785 rebounds during prep career
- » Averaged 22 PPG, 13 RPG & 2 BPG as a senior
- » Named the Dakota Valley Conference MVP in 2023
- » A First Team All-State honoree as a senior and Second Teamer as a junior
- » A standout in football at De Smet
- » Father played football at SDSU while mother is an Athletics Hall of Famer for Augustana in women's basketball

CAREER STATS



42 WILLIAM KYLE III

Sophomore | Forward | 6-9 | 230
Bellevue, Neb. | Bellevue West H.S.

Career Highs

20, at Kansas City, 1/30/23
8, at Kansas City, 1/30/23
14, at Omaha, 2/18/23
Same
Same
7 (2x), last vs. Denver, 1/21/23
9, vs. Denver, 1/21/23
Same
5, at Alabama, 12/3/22
2, vs. North Dakota State, 2/4/23
3 (3x), vs. North Dakota State, 2/4/23
34 (2x), last at Western Illinois, 1/28/23

Points
FGM
FGA
3FGM
3FGA
FTM
FTA
Rebs
Assists
Steals
Blocks
Minutes

Season Highs

17, vs. Dakota Wesleyan, 11/8/23
8, Two times
13, vs. Dakota Wesleyan, 11/8/23
0
1, vs. Dakota Wesleyan, 11/8/23
1, vs. Dakota Wesleyan, 11/8/23
2, vs. Dakota Wesleyan, 11/8/23
13, vs. Dakota Wesleyan, 11/8/23
2, Two times
0
2, vs. Dakota Wesleyan, 11/8/23
29, vs. Akron, 11/6/23

GAME-BY-GAME STATS

Opponent	Date	GS	MIN	Total		3-Pointers		Free throws		Rebounds				PF	A	TO	BLK	STL	PTS	AVG
				FG-FGA	PCT	3FG-3FGA	PCT	FT-FTA	PCT	OFF	DEF	TOT	AVG							
Akron	11/06/2023	*	28:41	8-11	.727	0-0	.000	0-1	.000	1	2	3	3.0	0	2	1	1	0	16	16.0
Dakota Wesleyan	11/08/2023	*	22:58	8-13	.615	0-1	.000	1-2	.500	4	9	13	8.0	1	2	3	2	0	17	16.5
Totals			2 51:39	16-24	.667	0-1	.000	1-3	.333	5	11	16	8.0	1	4	4	3	0	33	16.5

Player Averages

Games Played	Minutes/game	Points/game	FG Pct	3FG Pct	FT Pct	Rebounds/game	Assists/game	Turnovers/game	Assist/Turnover ratio	Steals/game	Blocks/game
2	25.8	16.5	66.7	0.0	33.3	8.0	2.0	2.0	1.0	0.0	1.5

Career Miscellaneous Stats

10+ Points14
20+ Points1
30+ Points0
5+ Rebounds16
10+ Rebounds2
Games With a 3-Pointer0
Games With an Assist22
Games With a Steal10
Games With a Block26
Double-Doubles2

Season Highlights

- » Named a 2023-24 Preseason All-Summit League Second Team selection
- » Recorded first double-double of season in Nov. 8 win over DWU

Other Notables

- » A member of 2022-23 Summit League All-Newcomer Team; only returning freshman from team in conference
- » Had 13 double-digit scoring performances as freshman; set career highs with 20 points and 11 rebounds including a double-double
- » Member of consecutive state championship runner-up squads
- » Averaged 12 points, 7.1 rebounds and 2 blocks per game on 25-4 Bellevue West team as a senior
- » A 2022 All-Nebraska 2nd Team selection and academic all-state choice
- » Rated a top 10 prospect out of his state by Prep Hoops Nebraska and a fifth ranked prospect by MaxPreps

CAREER STATS

SEASON	TEAM	GP-GS	MIN/AVG	Field Goals		3-Point		F-Throws		Rebounds				Scoring						
				FG-FGA	FG%	3FG-3FGA	3FG%	FT-FTA	FT%	OFF	DEF	TOT	AVG	PF-FO	A	TO	BLK	STL	PTS	AVG
2022-23	SDSU	32-25	788/24.6	117-216	.542	0-0	.000	52-81	.642	47	105	152	4.8	57-1	31	53	38	11	286	8.9
2023-24	SDSU	2-2	52/25.8	16-24	.667	0-1	.000	1-3	.333	5	11	16	8.0	1-0	4	4	3	0	33	16.5
TOTAL		34-27	839/24.7	133-240	.554	0-1	.000	53-84	.631	52	116	168	4.9	58-1	35	57	41	11	319	9.4



OVERALL STATS

Game Records

Record	Overall	Home	Away	Neutral
ALL GAMES	1-1	1-1	0-0	0-0
CONFERENCE	0-0	0-0	0-0	0-0
NON-CONFERENCE	1-1	1-1	0-0	0-0

Score by Periods

Team	1st	2nd	OT	TOT
South Dakota St.	77	81	0	158
Opponents	66	70	0	136

Team Box Score

No.	Player				Total		3-Point		F-Throw		Rebounds													
		GP-GS	MIN	AVG	FG-FGA	FG%	3FG-3FGA	3FG%	FT-FTA	FT%	OFF	DEF	TOT	AVG	PF	DQ	A	TO	BLK	STL	PTS	AVG		
2	MAYO, Zeke	2-2	68:28	34.2	21-35	.600	7-19	.368	7-8	.875	2	13	15	7.5	3	0	4	6	0	6	56	28.0		
42	KYLE III, William	2-2	51:39	25.8	16-24	.667	0-1	.000	1-3	.333	5	11	16	8.0	1	0	4	4	3	0	33	16.5		
13	APPEL, Luke	2-2	51:35	25.8	10-17	.588	0-1	.000	3-3	1.000	3	8	11	5.5	2	0	3	9	2	0	23	11.5		
10	GARRY, Kalen	2-2	62:59	31.5	5-11	.455	3-6	.500	3-4	.750	1	7	8	4.0	2	0	2	1	0	0	16	8.0		
30	EASLEY, Charlie	2-2	68:36	34.3	3-15	.200	3-6	.500	4-4	1.000	4	9	13	6.5	7	1	5	0	0	6	13	6.5		
11	MORS, Matthew	2-0	28:10	14.1	3-9	.333	1-3	.333	1-3	.333	2	0	2	1.0	3	0	0	3	0	0	8	4.0		
12	ALVAREZ, Bubz	2-0	24:26	12.2	2-6	.333	0-0	.000	0-0	.000	0	2	2	1.0	5	0	0	3	0	1	4	2.0		
15	TE SLAA, Tanner	2-0	12:39	6.3	1-1	1.000	1-1	1.000	0-0	.000	0	1	1	0.5	1	0	0	1	0	0	3	1.5		
5	BARNHART, Nate	2-0	25:58	13.0	1-9	.111	0-3	.000	0-2	.000	3	5	8	4.0	1	0	4	0	2	1	2	1.0		
23	HASTREITER, Jack	1-0	05:30	5.5	0-1	.000	0-0	.000	0-0	.000	0	1	1	1.0	1	0	0	0	0	0	0	0.0		
Team											2	7	9											
Total		2	400		62-128	.484	15-40	.375	19-27	.704	22	64	86	43.0	26	1	22	27	7	14	158	79.0		
Opponents		2	400		46-132	.348	19-67	.284	25-30	.833	24	48	72	36.0	35	0	24	23	5	19	136	68.0		

Team Statistics

	SDSU	OPP
Scoring	158	136
Points per game	79.0	68.0
Scoring margin	+11.0	-
Field goals-att	62-128	46-132
Field goal pct	.484	.348
3 point fg-att	15-40	19-67
3-point FG pct	.375	.284
3-pt FG made per game	7.5	9.5
Free throws-att	19-27	25-30
Free throw pct	.704	.833
F-Throws made per game	9.5	12.5
Rebounds	86	72
Rebounds per game	43.0	36.0
Rebounding margin	+7.0	-
Assists	22	24
Assists per game	11.0	12.0
Turnovers	27	23
Turnovers per game	13.5	11.5
Turnover margin	-2.0	-
Assist/turnover ratio	0.8	1.0
Steals	14	19
Steals per game	7.0	9.5
Blocks	7	5
Blocks per game	3.5	2.5
Winning streak	1	-
Home win streak	1	-
Attendance	4718	0
Home games-Avg/Game	2-2359	0-0
Neutral site-Avg/Game	-	0-0

Team Results

Date	Opponent		Score	Att.
11/06/2023	Akron	L	75-81	2617
11/08/2023	Dakota Wesleyan	W	83-55	2101



2022-23 SEASON SUMMIT LEAGUE STATS

Game Records

Record	Overall	Home	Away	Neutral
ALL GAMES	13-5	8-1	5-4	0-0
CONFERENCE	13-5	8-1	5-4	0-0
NON-CONFERENCE	0-0	0-0	0-0	0-0

Score by Periods

Team	1st	2nd	OT	TOT
South Dakota St.	628	672	4	1304
Opponents	577	624	12	1213

Team Box Score

No.	Player				Total		3-Point		F-Throw		Rebounds											
		GP-GS	MIN	AVG	FG-FGA	FG%	3FG-3FGA	3FG%	FT-FTA	FT%	OFF	DEF	TOT	AVG	PF	DQ	A	TO	BLK	STL	PTS	AVG
2	MAYO, Zeke	18-18	667:30	37.1	127-292	.435	59-139	.424	66-73	.904	7	101	108	6.0	25	0	72	48	5	20	379	21.1
32	DENTLINGER, Matt	18-18	546:55	30.4	113-181	.624	3-13	.231	40-51	.784	31	74	105	5.8	39	1	22	30	17	13	269	14.9
42	KYLE III, William	18-11	441:23	24.5	74-129	.574	0-0	.000	19-34	.559	33	68	101	5.6	30	1	19	23	23	8	167	9.3
34	ARIANS, Alex	14-10	444:28	31.7	43-101	.426	19-41	.463	20-29	.690	3	63	66	4.7	23	0	27	13	3	13	125	8.9
1	MIMS, Matt	18-18	655:46	36.4	51-131	.389	36-99	.364	10-12	.833	10	41	51	2.8	34	1	26	12	0	12	148	8.2
11	MORS, Matthew	18-15	429:57	23.9	52-112	.464	10-41	.244	25-31	.806	23	37	60	3.3	45	3	20	15	7	14	139	7.7
30	EASLEY, Charlie	6-0	127:03	21.2	11-24	.458	8-16	.500	5-5	1.000	2	18	20	3.3	15	0	2	4	0	6	35	5.8
33	LIEN, Broden	15-0	116:51	7.8	12-45	.267	2-20	.100	1-2	.500	6	22	28	1.9	19	0	2	12	0	1	27	1.8
22	FIEGEN, Aaron	5-0	10:12	2.0	2-2	1.000	0-0	.000	0-0	.000	0	1	1	0.2	0	0	0	0	1	0	4	0.8
15	TE SLAA, Tanner	15-0	184:56	12.3	5-27	.185	1-21	.048	0-0	.000	3	10	13	0.9	25	0	2	8	0	2	11	0.7
Team											25	23	48					8				
Total		18	3625		490-1044	.469	138-390	.354	186-237	.785	143	458	601	33.4	255	6	192	173	56	89	1304	72.4
Opponents		18	3625		444-1032	.430	135-418	.323	190-248	.766	156	437	593	32.9	278	1	220	195	56	92	1213	67.4

Team Statistics

	SDSU	OPP
Scoring	1304	1213
Points per game	72.4	67.4
Scoring margin	+5.1	-
Field goals-att	490-1044	444-1032
Field goal pct	.469	.430
3 point fg-att	138-390	135-418
3-point FG pct	.354	.323
3-pt FG made per game	7.7	7.5
Free throws-att	186-237	190-248
Free throw pct	.785	.766
F-Throws made per game	10.3	10.6
Rebounds	601	593
Rebounds per game	33.4	32.9
Rebounding margin	+0.4	-
Assists	192	220
Assists per game	10.7	12.2
Turnovers	173	195
Turnovers per game	9.6	10.8
Turnover margin	+1.2	-
Assist/turnover ratio	1.1	1.1
Steals	89	92
Steals per game	4.9	5.1
Blocks	56	56
Blocks per game	3.1	3.1
Winning streak	0	-
Home win streak	0	-
Attendance	22903	20364
Home games-Avg/Game	9-2545	9-2263
Neutral site-Avg/Game	-	0-0

Team Results

Date	Opponent		Score	Att.
12/19/2022	at Oral Roberts	L	40-79	4579
12/29/2022	Western Ill.	W	71-64	1701
12/31/2022	St. Thomas (MN)	W	71-64	2020
01/05/2023	at North Dakota St.	L	59-65	1653
01/07/2023	at North Dakota	W	60-59	1487
01/14/2023	at South Dakota	W	82-64	4605
01/19/2023	Omaha	W	84-61	1939
01/21/2023	Denver	W	76-61	2317
01/26/2023	at St. Thomas (MN)	L	54-60	1505
01/28/2023	at Western Ill.	Lot	73-81	1534
01/30/2023	at Kansas City	W	67-66	842
02/02/2023	North Dakota	W	96-73	1744
02/04/2023	North Dakota St.	W	90-85	3031
02/11/2023	South Dakota	W	72-67	4421
02/16/2023	at Denver	W	80-75	917
02/18/2023	at Omaha	W	91-70	3242
02/23/2023	Kansas City	W	73-50	1523
02/25/2023	Oral Roberts	L	65-69	4207



SOUTH DAKOTA STATE GAME-BY-GAME

				Total		3-Pointers		Free throws		Rebounds											
Opponent	Date	Score		FG-FGA	PCT	3FG-3FGA	PCT	FT-FTA	PCT	OFF	DEF	TOT	AVG	PF	A	TO	BLK	STL	PTS	AVG	
Akron	11/06/2023	75-81	L	28-56	.500	8-19	.421	11-13	.846	6	20	26	26.0	17	14	12	2	8	75	75.0	
Dakota Wesleyan	11/08/2023	83-55	W	34-72	.472	7-21	.333	8-14	.571	16	44	60	43.0	9	8	15	5	6	83	79.0	
Total		158		62-128	.484	15-40	.375	19-27	.704	22	64	86	43.0	26	22	27	7	14	158	79.0	
Opponents		136		46-132	.348	19-67	.284	25-30	.833	24	48	72	36.0	35	24	23	5	19	136	68.0	

South Dakota St. Averages

Games Played	Points/game	FG Pct	3FG Pct	FT Pct	Rebounds/game	Assists/game	Turnovers/game	Assist/Turnover ratio	Steals/game	Blocks/game
2	79.0	48.4	37.5	70.4	43.0	11.0	13.5	0.8	7.0	3.5



OPPONENT GAME-BY-GAME

				Total		3-Pointers		Free throws		Rebounds										
Opponent	Date	Score		FG-FGA	PCT	3FG-3FGA	PCT	FT-FTA	PCT	OFF	DEF	TOT	AVG	PF	A	TO	BLK	STL	PTS	AVG
Akron	11/06/2023	75-81	L	26-57	.456	11-27	.407	18-22	.818	13	23	36	36.0	19	14	15	2	10	81	81.0
Dakota Wesleyan	11/08/2023	83-55	W	20-75	.267	8-40	.200	7-8	.875	11	25	36	36.0	16	10	8	3	9	55	68.0
Total		136		46-132	.348	19-67	.284	25-30	.833	24	48	72	36.0	35	24	23	5	19	136	68.0
South Dakota St.		158		62-128	.484	15-40	.375	19-27	.704	22	64	86	43.0	26	22	27	7	14	158	79.0

Opponents Averages

Games Played	Points/game	FG Pct	3FG Pct	FT Pct	Rebounds/game	Assists/game	Turnovers/game	Assist/Turnover ratio	Steals/game	Blocks/game
2	68.0	34.8	28.4	83.3	36.0	12.0	11.5	1.0	9.5	2.5



INDIVIDUAL HIGHS BREAKDOWN

POINTS	28		Zeke Mayo vs Dakota Wesleyan (11/08/2023)
	28		Zeke Mayo vs Akron (11/06/2023)
	17		William Kyle III vs Dakota Wesleyan (11/08/2023)
	16		William Kyle III vs Akron (11/06/2023)
	13		Luke Appel vs Dakota Wesleyan (11/08/2023)
FIELD GOALS MADE	11		Zeke Mayo vs Dakota Wesleyan (11/08/2023)
	10		Zeke Mayo vs Akron (11/06/2023)
FIELD GOAL ATTEMPTS	19		Zeke Mayo vs Akron (11/06/2023)
	16		Zeke Mayo vs Dakota Wesleyan (11/08/2023)
FIELD GOAL PERCENTAGE (min 5 made)	.750	(6-8)	Luke Appel vs Dakota Wesleyan (11/08/2023)
	.727	(8-11)	William Kyle III vs Akron (11/06/2023)
3 PT FG MADE	4		Zeke Mayo vs Dakota Wesleyan (11/08/2023)
	3		Zeke Mayo vs Akron (11/06/2023)
3 PT FG ATTEMPTS	11		Zeke Mayo vs Akron (11/06/2023)
	8		Zeke Mayo vs Dakota Wesleyan (11/08/2023)
3 PT FG PERCENTAGE (min 2 made)	1.000	(2-2)	Charlie Easley vs Akron (11/06/2023)
	.667	(2-3)	Kalen Garry vs Akron (11/06/2023)
FREE THROWS MADE	5		Zeke Mayo vs Akron (11/06/2023)
	4		Charlie Easley vs Akron (11/06/2023)
FREE THROW ATTEMPTS	6		Zeke Mayo vs Akron (11/06/2023)
	4		Kalen Garry vs Dakota Wesleyan (11/08/2023)
	4		Charlie Easley vs Akron (11/06/2023)
FREE THROW PERCENTAGE (min 3 made)	1.000	(4-4)	Charlie Easley vs Akron (11/06/2023)
	.833	(5-6)	Zeke Mayo vs Akron (11/06/2023)
REBOUNDS	13		William Kyle III vs Dakota Wesleyan (11/08/2023)
	10		Zeke Mayo vs Dakota Wesleyan (11/08/2023)
ASSISTS	3		Nate Barnhart vs Akron (11/06/2023)
	3		Charlie Easley vs Akron (11/06/2023)
STEALS	4		Charlie Easley vs Akron (11/06/2023)
	4		Zeke Mayo vs Akron (11/06/2023)
BLOCKED SHOTS	2		William Kyle III vs Dakota Wesleyan (11/08/2023)
	2		Nate Barnhart vs Dakota Wesleyan (11/08/2023)
TURNOVERS	5		Luke Appel vs Dakota Wesleyan (11/08/2023)
	4		Luke Appel vs Akron (11/06/2023)
FOULS	5		Charlie Easley vs Akron (11/06/2023)
	3		Bubz Alvarez vs Dakota Wesleyan (11/08/2023)
	3		Zeke Mayo vs Akron (11/06/2023)



2023-24 JACKRABBIT BASKETBALL GAME NOTES

TEAM HIGH/LOW BREAKDOWN

South Dakota St. - Game Highs

POINTS	83	Dakota Wesleyan (11/08/2023)
	75	Akron (11/06/2023)
FIELD GOALS MADE	34	Dakota Wesleyan (11/08/2023)
	28	Akron (11/06/2023)
FIELD GOAL ATTEMPTS	72	Dakota Wesleyan (11/08/2023)
	56	Akron (11/06/2023)
FIELD GOAL PERCENTAGE	.500 (28-56)	Akron (11/06/2023)
	.472 (34-72)	Dakota Wesleyan (11/08/2023)
3 PT FG MADE	8	Akron (11/06/2023)
	7	Dakota Wesleyan (11/08/2023)
3 PT FG ATTEMPTS	21	Dakota Wesleyan (11/08/2023)
	19	Akron (11/06/2023)
3 PT FG PERCENTAGE	.421 (8-19)	Akron (11/06/2023)
	.333 (7-21)	Dakota Wesleyan (11/08/2023)
FREE THROWS MADE	11	Akron (11/06/2023)
	8	Dakota Wesleyan (11/08/2023)
FREE THROW ATTEMPTS	14	Dakota Wesleyan (11/08/2023)
	13	Akron (11/06/2023)
FREE THROW PERCENTAGE	.846 (11-13)	Akron (11/06/2023)
	.571 (8-14)	Dakota Wesleyan (11/08/2023)
REBOUNDS	60	Dakota Wesleyan (11/08/2023)
	26	Akron (11/06/2023)
ASSISTS	14	Akron (11/06/2023)
	8	Dakota Wesleyan (11/08/2023)
STEALS	8	Akron (11/06/2023)
	6	Dakota Wesleyan (11/08/2023)
BLOCKED SHOTS	5	Dakota Wesleyan (11/08/2023)
	2	Akron (11/06/2023)
TURNOVERS	15	Dakota Wesleyan (11/08/2023)
	12	Akron (11/06/2023)
FOULS	17	Akron (11/06/2023)
	9	Dakota Wesleyan (11/08/2023)

South Dakota St. - Game Lows

POINTS	75	Akron (11/06/2023)
	83	Dakota Wesleyan (11/08/2023)
FIELD GOALS MADE	28	Akron (11/06/2023)
	34	Dakota Wesleyan (11/08/2023)
FIELD GOAL ATTEMPTS	56	Akron (11/06/2023)
	72	Dakota Wesleyan (11/08/2023)
FIELD GOAL PERCENTAGE	.472 (34-72)	Dakota Wesleyan (11/08/2023)
	.500 (28-56)	Akron (11/06/2023)
3 PT FG MADE	7	Dakota Wesleyan (11/08/2023)
	8	Akron (11/06/2023)
3 PT FG ATTEMPTS	19	Akron (11/06/2023)
	21	Dakota Wesleyan (11/08/2023)
3 PT FG PERCENTAGE	.333 (7-21)	Dakota Wesleyan (11/08/2023)
	.421 (8-19)	Akron (11/06/2023)
FREE THROWS MADE	8	Dakota Wesleyan (11/08/2023)
	11	Akron (11/06/2023)
FREE THROW ATTEMPTS	13	Akron (11/06/2023)
	14	Dakota Wesleyan (11/08/2023)
FREE THROW PERCENTAGE	.571 (8-14)	Dakota Wesleyan (11/08/2023)
	.846 (11-13)	Akron (11/06/2023)
REBOUNDS	26	Akron (11/06/2023)
	60	Dakota Wesleyan (11/08/2023)
ASSISTS	8	Dakota Wesleyan (11/08/2023)
	14	Akron (11/06/2023)
STEALS	6	Dakota Wesleyan (11/08/2023)
	8	Akron (11/06/2023)
BLOCKED SHOTS	2	Akron (11/06/2023)
	5	Dakota Wesleyan (11/08/2023)
TURNOVERS	12	Akron (11/06/2023)
	15	Dakota Wesleyan (11/08/2023)
FOULS	9	Dakota Wesleyan (11/08/2023)
	17	Akron (11/06/2023)

Opponent - Game Highs

POINTS	81	Akron (11/06/2023)
	55	Dakota Wesleyan (11/08/2023)
FIELD GOALS MADE	26	Akron (11/06/2023)
	20	Dakota Wesleyan (11/08/2023)
FIELD GOAL ATTEMPTS	75	Dakota Wesleyan (11/08/2023)
	57	Akron (11/06/2023)
FIELD GOAL PERCENTAGE	.456 (26-57)	Akron (11/06/2023)
	.267 (20-75)	Dakota Wesleyan (11/08/2023)
3 PT FG MADE	11	Akron (11/06/2023)
	8	Dakota Wesleyan (11/08/2023)
3 PT FG ATTEMPTS	40	Dakota Wesleyan (11/08/2023)
	27	Akron (11/06/2023)
3 PT FG PERCENTAGE	.407 (11-27)	Akron (11/06/2023)
	.200 (8-40)	Dakota Wesleyan (11/08/2023)
FREE THROWS MADE	18	Akron (11/06/2023)
	7	Dakota Wesleyan (11/08/2023)
FREE THROW ATTEMPTS	22	Akron (11/06/2023)
	8	Dakota Wesleyan (11/08/2023)
FREE THROW PERCENTAGE	.875 (7-8)	Dakota Wesleyan (11/08/2023)
	.818 (18-22)	Akron (11/06/2023)
REBOUNDS	36	Dakota Wesleyan (11/08/2023)
	36	Akron (11/06/2023)
ASSISTS	14	Akron (11/06/2023)
	10	Dakota Wesleyan (11/08/2023)
STEALS	10	Akron (11/06/2023)
	9	Dakota Wesleyan (11/08/2023)
BLOCKED SHOTS	3	Dakota Wesleyan (11/08/2023)
	2	Akron (11/06/2023)
TURNOVERS	15	Akron (11/06/2023)
	8	Dakota Wesleyan (11/08/2023)
FOULS	19	Akron (11/06/2023)
	16	Dakota Wesleyan (11/08/2023)

Opponent - Game Lows

POINTS	55	Dakota Wesleyan (11/08/2023)
	81	Akron (11/06/2023)
FIELD GOALS MADE	20	Dakota Wesleyan (11/08/2023)
	26	Akron (11/06/2023)
FIELD GOAL ATTEMPTS	57	Akron (11/06/2023)
	75	Dakota Wesleyan (11/08/2023)
FIELD GOAL PERCENTAGE	.267 (20-75)	Dakota Wesleyan (11/08/2023)
	.456 (26-57)	Akron (11/06/2023)
3 PT FG MADE	8	Dakota Wesleyan (11/08/2023)
	11	Akron (11/06/2023)
3 PT FG ATTEMPTS	27	Akron (11/06/2023)
	40	Dakota Wesleyan (11/08/2023)
3 PT FG PERCENTAGE	.200 (8-40)	Dakota Wesleyan (11/08/2023)
	.407 (11-27)	Akron (11/06/2023)
FREE THROWS MADE	7	Dakota Wesleyan (11/08/2023)
	18	Akron (11/06/2023)
FREE THROW ATTEMPTS	8	Dakota Wesleyan (11/08/2023)
	22	Akron (11/06/2023)
FREE THROW PERCENTAGE	.818 (18-22)	Akron (11/06/2023)
	.875 (7-8)	Dakota Wesleyan (11/08/2023)
REBOUNDS	36	Dakota Wesleyan (11/08/2023)
	36	Akron (11/06/2023)
ASSISTS	10	Dakota Wesleyan (11/08/2023)
	14	Akron (11/06/2023)
STEALS	9	Dakota Wesleyan (11/08/2023)
	10	Akron (11/06/2023)
BLOCKED SHOTS	2	Akron (11/06/2023)
	3	Dakota Wesleyan (11/08/2023)
TURNOVERS	8	Dakota Wesleyan (11/08/2023)
	15	Akron (11/06/2023)
FOULS	16	Dakota Wesleyan (11/08/2023)
	19	Akron (11/06/2023)



2023-24 JACKRABBIT BASKETBALL GAME NOTES

SOUTH DAKOTA STATE POINTS-REBOUNDS-ASSISTS

Opponent	Date	Score		2	5	10	11	12	13	15	23	30	42
				MAYO,ZEKE	BARNHART,N	GARRY,KALE	MORS,MATTH	ALVAREZ,BU	APPEL,LUKE	TE SLAA,TA	HASTREITER	EASLEY,CHA	KYLE III,W
Akron	11/06/2023	75-81	L	28-5-2	2-2-3	6-3-2	3-0-0	0-0-0	10-3-2	0-0-0	DNP	10-7-3	16-3-2
Dakota Wesleyan	11/08/2023	83-55	W	28-10-2	0-6-1	10-5-0	5-2-0	4-2-0	13-8-1	3-1-0	0-1-0	3-6-2	17-13-2

SOUTH DAKOTA STATE SPECIALTY STATS

Opponent	Points in the Paint	Points off Turnovers	2ndCh Points	Fast Break Points	Bench Points	Largest Lead	Time Led	Time Trailed	Tie Scores	Lead Changes	Result
vs. Akron	32	13	9	6	5	9	13:18	22:08	9	10	L, 81-75
vs. Dakota Wes.	46	12	22	11	12	29	38:14	0:18	1	1	W, 83-55



2023-24 JACKRABBIT BASKETBALL GAME NOTES

HOME STATISTICS

Game Records

Record	Overall	Home	Away	Neutral
ALL GAMES	1-1	1-1	0-0	0-0
CONFERENCE	0-0	0-0	0-0	0-0
NON-CONFERENCE	1-1	1-1	0-0	0-0

Score by Periods

Team	1st	2nd	OT	TOT
South Dakota St.	77	81	0	158
Opponents	66	70	0	136

Team Box Score

No.	Player				Total		3-Point		F-Throw		Rebounds											
		GP-GS	MIN	AVG	FG-FGA	FG%	3FG-3FGA	3FG%	FT-FTA	FT%	OFF	DEF	TOT	AVG	PF	DQ	A	TO	BLK	STL	PTS	AVG
2	MAYO, Zeke	2-2	68:28	34.2	21-35	.600	7-19	.368	7-8	.875	2	13	15	7.5	3	0	4	6	0	6	56	28.0
42	KYLE III, William	2-2	51:39	25.8	16-24	.667	0-1	.000	1-3	.333	5	11	16	8.0	1	0	4	4	3	0	33	16.5
13	APPEL, Luke	2-2	51:35	25.8	10-17	.588	0-1	.000	3-3	1.000	3	8	11	5.5	2	0	3	9	2	0	23	11.5
10	GARRY, Kalen	2-2	62:59	31.5	5-11	.455	3-6	.500	3-4	.750	1	7	8	4.0	2	0	2	1	0	0	16	8.0
30	EASLEY, Charlie	2-2	68:36	34.3	3-15	.200	3-6	.500	4-4	1.000	4	9	13	6.5	7	1	5	0	0	6	13	6.5
11	MORS, Matthew	2-0	28:10	14.1	3-9	.333	1-3	.333	1-3	.333	2	0	2	1.0	3	0	0	3	0	0	8	4.0
12	ALVAREZ, Bubz	2-0	24:26	12.2	2-6	.333	0-0	.000	0-0	.000	0	2	2	1.0	5	0	0	3	0	1	4	2.0
15	TE SLAA, Tanner	2-0	12:39	6.3	1-1	1.000	1-1	1.000	0-0	.000	0	1	1	0.5	1	0	0	1	0	0	3	1.5
5	BARNHART, Nate	2-0	25:58	13.0	1-9	.111	0-3	.000	0-2	.000	3	5	8	4.0	1	0	4	0	2	1	2	1.0
23	HASTREITER, Jack	1-0	05:30	5.5	0-1	.000	0-0	.000	0-0	.000	0	1	1	1.0	1	0	0	0	0	0	0	0.0
Team											2	7	9									
Total		2	400		62-128	.484	15-40	.375	19-27	.704	22	64	86	43.0	26	1	22	27	7	14	158	79.0
Opponents		2	400		46-132	.348	19-67	.284	25-30	.833	24	48	72	36.0	35	0	24	23	5	19	136	68.0

2022-23 SEASON AWAY/NEUTRAL STATISTICS

Game Records

Record	Overall	Home	Away	Neutral
ALL GAMES	9-11	0-0	6-9	3-2
CONFERENCE	5-4	0-0	5-4	0-0
NON-CONFERENCE	4-7	0-0	1-5	3-2

Score by Periods

Team	1st	2nd	OT	TOT
South Dakota St.	637	677	14	1328
Opponents	693	698	23	1414

Team Box Score

No.	Player				Total		3-Point		F-Throw		Rebounds											
		GP-GS	MIN	AVG	FG-FGA	FG%	3FG-3FGA	3FG%	FT-FTA	FT%	OFF	DEF	TOT	AVG	PF	DQ	A	TO	BLK	STL	PTS	AVG
2	MAYO, Zeke	20-20	716:20	35.8	101-269	.375	35-121	.289	65-72	.903	8	116	124	6.2	28	0	58	65	6	22	302	15.1
32	DENTLINGER, Matt	20-20	584:23	29.2	89-165	.539	4-15	.267	49-58	.845	31	79	110	5.5	45	2	20	32	14	15	231	11.6
34	ARIANS, Alex	16-15	512:57	32.1	48-117	.410	15-42	.357	41-54	.759	3	78	81	5.1	24	0	38	33	3	10	152	9.5
42	KYLE III, William	20-17	518:04	25.9	75-147	.510	0-0	.000	29-50	.580	28	59	87	4.4	38	1	22	38	25	5	179	9.0
30	EASLEY, Charlie	13-9	325:14	25.0	38-81	.469	20-47	.426	13-15	.867	8	32	40	3.1	28	0	16	11	1	16	109	8.4
1	MIMS, Matt	20-11	613:51	30.7	45-125	.360	37-96	.385	22-30	.733	10	36	46	2.3	31	1	27	20	0	14	149	7.5
11	MORS, Matthew	20-8	356:56	17.8	43-109	.394	8-38	.211	28-33	.848	18	24	42	2.1	45	2	12	17	6	17	122	6.1
13	APPEL, Luke	4-0	40:22	10.1	8-14	.571	1-1	1.000	4-5	.800	1	2	3	0.8	7	0	2	8	0	1	21	5.3
15	TE SLAA, Tanner	18-0	244:38	13.6	10-44	.227	7-32	.219	8-9	.889	2	18	20	1.1	23	0	3	10	1	6	35	1.9
33	LIEN, Broden	15-0	129:16	8.6	11-44	.250	3-22	.136	3-7	.429	5	23	28	1.9	13	0	2	9	2	4	28	1.9
22	FIEGEN, Aaron	5-0	07:59	1.6	0-1	.000	0-0	.000	0-0	.000	0	0	0	0.0	0	0	0	0	0	0	0	0.0
Team											28	34	62					9				
Total		20	4050		468-1116	.419	130-414	.314	262-333	.787	142	501	643	32.2	282	6	200	252	58	110	1328	66.4
Opponents		20	4050		529-1190	.445	159-482	.330	197-261	.755	177	532	709	35.5	338	4	269	248	74	130	1414	70.7



SOUTH DAKOTA STATE TV/PHOTO ROSTER



William Whorton
F • 6-8 • 205 • Fr.
Milwaukee, Wis.



Matt Mims
G • 6-0 • 175 • Sr.
Cedar Rapids, Iowa



Zeke Mayo
G • 6-4 • 185 • Jr.
Lawrence, Kan.



Joe Saylor
G • 6-3 • 200 • Fr.
White River, S.D.



Nate Barnhart
G • 7-0 • 200 • So.
Lenexa, Kan.



Kalen Garry
G • 6-3 • 200 • R-Fr.
De Smet, S.D.



Matthew Mors
F • 6-7 • 225 • So.
Yankton, S.D.



Bubz Alvarez
G • 6-5 • 185 • Fr.
Houston, Texas



Luke Appel
F • 6-8 • 240 • R-Sr.
Marshalltown, Iowa



Tanner Te Slaa
G • 6-5 • 195 • So.
Hull, Iowa



Jack Hastreiter
G • 6-7 • 220 • R-Fr.
Lincoln, Neb.



Conner Kraft
F • 6-8 • 205 • Fr.
Hull, Iowa



Charlie Easley
G • 6-2 • 190 • Sr.
Lincoln, Neb.



Damon Wilkinson
F • 6-10 • 260 • Fr.
De Smet, S.D.



William Kyle III
F • 6-9 • 230 • So.
Bellevue, Neb.



Eric Henderson
Head Coach
5th Season (8th Overall at SDSU)



Rob Klinkefus
Associate Head Coach
18th Season



Bryan Peterson
Assistant Coach
5th Season



Khyle Marshall
Assistant Coach
3rd Season



Tyler Glidden
Director of Operations
8th Season



Billy Brown
Director of Player Development
4th Season



Tucker Wookey
Graduate Assistant
1st Season