



# SOUTH DAKOTA STATE UNIVERSITY

## JACKRABBIT ATHLETICS NEWS RELEASE

Jackrabbit Sports Information • 2820 HPER Center • Brookings, SD 57007-1497

Football Contact/Assistant AD-Athletic Communications: Jason Hove

E-mail: Jason.Hove@sdstate.edu

Office Phone: (605) 688-4623

Mobile: (605) 695-1827

Fax: (605) 688-5999

Facebook: www.facebook.com/jackrabbit.nation Twitter: @GoJacksSDSU

Website: www.GoJacks.com

### 2023 FOOTBALL INFORMATION

## Jacks face first road test at Illinois St.

### GAME NOTES — OCT. 7

**#1/1 SOUTH DAKOTA STATE (4-0, 1-0 MVFC)**  
**at #22 ILLINOIS STATE (3-1, 1-0 MVFC)**  
**6 p.m. Saturday • Hancock Stadium; Normal, Ill.**



**HEAD COACH:** Brock Spack (Purdue, 1983)  
 • 98-66 record in 15 seasons as a collegiate head coach — all at Illinois State

#### SERIES NOTES

- 12th Meeting (South Dakota State leads all-time series, 6-5)
- SDSU has won four of the five meetings between the two programs at the Division I Football Championship Subdivision level, including a 49-35 road victory last season

#### MEDIA INFORMATION

- Game will be televised on ESPN+, Marquee Sports and Midco Sports Two with the broadcast team of Kurt Pegler (play-by-play), Clay Harbor (color) and Genna Rose (sidelines).
- Radio pre-game show begins at 12:30 p.m. Central on the Jackrabbit Sports Network, which includes flagship station WNAX 570 AM-Yankton and the following affiliates:
- KJJQ 910 AM-Brookings • KXLG 100.3 FM-Milbank • KORN 1490 AM/101.3 FM-Mitchell
- KELO 1320 AM/KELQ 107.9 FM-Sioux Falls • KCCR 1240 AM/98.9 FM-Pierre
- KLOH 1050 AM/94.1 FM-Pipestone, Minn. • KXLG 99.1 FM-Watertown • KWYR 93.7 FM-Winner
- Radio team of Tyler Merriam (play-by-play), Al Bahe (color), Scotty Kwas (sidelines) and Brent Bowen (pregame/postgame host) will call the action



**HEAD COACH:** Jimmy Rogers (SDSU, 2009)  
 • 4-0 record in first season as a collegiate head coach

**STARTERS RETURNING:** 18  
 (10 Off., 7 Def., 1 ST)

### 2022 SCHEDULE AND RESULTS

#### AUGUST

31 WESTERN OREGON [Dairy Drive] W, 45-7

#### SEPTEMBER

9 MONTANA STATE [Beef Bowl] W, 20-16

16 vs. Drake [at Minneapolis, Minn.] W, 70-7

30 \*NORTH DAKOTA [Hall of Fame] W, 42-21

#### OCTOBER

7 \*at Illinois State 6 p.m.

14 \*NORTHERN IOWA [Hobo Day] 2 p.m.

21 \*at Southern Illinois 2 p.m.

28 \*at South Dakota [Interstate Series] 1 p.m.

#### NOVEMBER

4 \*NORTH DAKOTA STATE 2 p.m.

11 \*at Youngstown State 11 a.m.

18 \*MISSOURI STATE [Senior Day] 2 p.m.

\*Missouri Valley Football Conference game; all times Central

### TALE OF THE TAPE — 2023 SEASON STATISTICS

ILLINOIS STATE	CATEGORY	SOUTH DAKOTA STATE
34.0	Points Per Game	44.3
12.3	Points Allowed Per Game	12.8
196.8	Rushing Yardage Per Game	247.8
58.0	Rush Yardage Allowed/Game	107.0
255.0	Passing Yardage Per Game	201.0
10.5	Average Per Catch	13.2
197.0	Pass Yardage Allowed/Game	145.0
451.8	Total Offense Per Game	448.8
255.0	Total Offense Allowed/Game	252.0
8.8	Kick Return Average	28.0
2.9	Punt Return Average	24.4
2-0	Interception Returns	4-118
7-6	Fumbles-Lost	1-1
19-188	Penalties-Yards	26-279
27:20	Time of Possession/Game	28:10
21/49 (43%)	Third-Down Conversions	22/34 (65%)

## GAME NOTES — SOUTH DAKOTA STATE AT ILLINOIS STATE

### SERIES SCORES

2008:	South Dakota State 52, Illinois State 21 (Nov. 8, 2008, at Coughlin-Alumni Stadium)
2009:	South Dakota State 38, Illinois State 17 (Sept. 26, 2009, at Normal, Ill.)
2010:	Illinois State 24, South Dakota State 14 (Sept. 18, 2010, at Coughlin-Alumni Stadium)
2011:	Illinois State 20, South Dakota State 13 (Sept. 24, 2011, at Normal, Ill.)
2014:	Illinois State 45, South Dakota State 10 (Oct. 4, 2014, at Normal, Ill.)
2015:	South Dakota State 25, Illinois State 20 (Nov. 7, 2015, at Coughlin-Alumni Stadium)
2016:	Illinois State 38, South Dakota State 21 (Oct. 29, 2016, at Normal, Ill.)
2017:	South Dakota State 27, Illinois State 24 [OT] (Nov. 11, 2017, at Dana J. Dykhouse Stadium)
2018:	South Dakota State 38, Illinois State 28 (Oct. 27, 2018, at Normal, Ill.)
2019:	Illinois State 27, South Dakota State 18 (Nov. 9, 2019, at Dana J. Dykhouse Stadium)
2022:	South Dakota State 31, Illinois State 7 (Nov. 12, 2021, at Dana J. Dykhouse Stadium)

### CURRENT WINNING STREAKS

Overall: 18 (Last Loss: Sept. 3, 2022, at Iowa — L, 3-7)
MVFC: 10 (Last Loss: Nov. 13, 2021, at South Dakota — L, 20-23)
Home: 15 (Last Loss: Oct. 23, 2021, vs. Northern Iowa — L, 17-26)
Road/Neutral: 6 (Last Loss: Sept. 3, 2022, at Iowa — L, 3-7)
vs. Ranked FCS Opponents: 10 (Last Loss: Dec. 18, 2021, at Montana State — L, 17-31)

Sports Information Contact: Jason Hove

Oct. 4, 2023

**BROOKINGS, S.D.** — The top-ranked South Dakota State football team faces its first true road test of the season, traveling Saturday to 22nd-ranked Illinois State.

Kickoff is set for 6 p.m. at Hancock Stadium in Normal, Illinois. The game will be televised on ESPN+ and also carried regionally on Midco Sports Two.

South Dakota State, the defending Football Championship Subdivision national champion, has maintained its position atop both the Stats Perform media poll and the coaches' poll conducted by the American Football Coaches Association throughout the 2023 season. The Jackrabbits enter Saturday's game with a 4-0 record this season and are riding a school-record 18-game winning streak dating back to early in the 2022 campaign.

SDSU opened Missouri Valley Football Conference action Sept. 30 with a 42-21 victory over North Dakota before a sellout crowd at Dana J. Dykhouse Stadium.

Illinois State holds a 3-1 overall record, including a 1-0 mark in the MVFC. The Redbirds are coming off a bye week, following a 48-17 nonconference win over Lindenwood in their most recent action on Sept. 23.

**THE SERIES:** Saturday's game marks the 12th meeting on the gridiron between SDSU and Illinois State, a series that dates back to when the Jackrabbits joined the Missouri Valley Football Conference at the start of the 2008 season. The Jackrabbits will be making their first trip to Illinois State since 2018.

SDSU took a 6-5 series lead with a 31-7 victory over the Redbirds on Nov. 12, 2022. The Jackrabbits did not allow a defensive touchdown in completing a perfect season within the MVFC for the first time. The SDSU defense limited Illinois State to 100 yards of total offense and seven first downs.

Illinois State scored the first points of the game by recovering a blocked punt in the end zone late in the first quarter, but SDSU gained control in the second quarter with three scoring drives — two field goals by Hunter Dustman and a 6-yard rushing touchdown by Mark Gronowski.

Isaiah Davis and Zach Heins added touchdowns in the third quarter, while Dustman closed the scoring with his third field goal of the afternoon.

**SEASON 16 IN THE MVFC:** The 2023 season marks South Dakota State's 16th as a member of the Missouri Valley Football Conference. Since joining the league in 2008, SDSU is the only program in that span to not have a losing season in conference play.

The Jackrabbits hold an 85-34 record (.714 winning percentage) in MVFC games and have won six or more league games seven times. SDSU previously earned a share of league titles in 2016 and during the 2020-21 spring season before running the table with an 8-0 record in conference play en route to the 2022 national championship.

**LEAGUE OPENERS:** With their 42-21 victory over North Dakota on Sept. 30, South Dakota State improved to 9-7 in MVFC openers since joining the league in 2008. The Jackrabbits have won five league openers in a row, starting the streak with a 28-10 home victory over Southern Illinois in 2019.

**YEAR 20 IN FCS:** The 2023 season marks the 20th season South Dakota State has competed in the Football Championship Subdivision.

Since joining the Division I ranks in 2004, the Jackrabbits have compiled a 160-79 record (.669 winning percentage) and have qualified for postseason play 12 times, including 11 consecutive appearances.

**ELITE COMPANY:** South Dakota State is one of only two Football Championship Subdivision programs to reach the playoffs each of the last 11 seasons, including advancing to the national semifinals or championship game in four of the last five seasons. The Jackrabbits secured the Missouri Valley Football Conference's automatic bid to the 2022 playoffs, assuring SDSU of its 11th consecutive postseason appearance and 12th overall at the FCS level.

## GAME NOTES — SOUTH DAKOTA STATE AT ILLINOIS STATE

### YEAR-BY-YEAR IN FCS ERA

#### GREAT WEST FOOTBALL CONFERENCE

YEAR	OVERALL	CONF
2004	6-5	2-3
2005	6-5	3-2
2006	7-4	3-1
2007	7-4	4-0
<b>TOTALS</b>	<b>26-18</b>	<b>12-6</b>

#### MISSOURI VALLEY FOOTBALL CONF.

YEAR	OVERALL	CONF
2008	7-5	6-2
2009	8-4	7-1
2010	5-6	4-4
2011	5-6	4-4
2012	9-4	6-2
2013	9-5	5-3
2014	9-5	5-3
2015	8-4	5-3
2016	9-4	7-1
2017	11-3	6-2
2018	10-3	6-2
2019	8-5	5-3
2020-21	8-2	5-1
2021	11-4	5-3
2022	14-1	8-0
2023	4-0	1-0
<b>TOTALS</b>	<b>135-61</b>	<b>85-34</b>
<b>OVERALL TOTALS</b>	<b>160-79</b>	<b>97-40</b>

### 2023 SEASON HIGHS

#### TEAM GAME HIGHS

**RUSHING ATTEMPTS:** 37, vs. North Dakota, 9-30-23  
**RUSHING YARDS:** 359, vs. Drake, 9-16-23  
**YARDS PER RUSH:** 10.9, vs. Drake, 9-16-23  
**RUSHING TOUCHDOWNS:** 5, vs. Drake, 9-16-23, and vs North Dakota, 9-30-23  
**PASS ATTEMPTS:** 30, vs. Drake, 9-16-23  
**PASS COMPLETIONS:** 20, vs. Drake, 9-16-23  
**YARDS PASSING:** 259, vs. Drake, 9-16-23  
**YARDS PER PASS:** 8.6, vs. Drake, 9-16-23  
**PASSING TOUCHDOWNS:** 5, vs. Drake, 9-16-23  
**TOTAL PLAYS:** 63, vs. Drake, 9-16-23  
**TOTAL OFFENSE:** 618 yards, vs. Drake, 9-16-23  
**YARDS PER PLAY:** 9.8, vs. Drake, 9-16-23  
**POINTS:** 70, vs. Drake, 9-16-23  
**FIRST DOWNS:** 27, vs. Drake, 9-16-23  
**SACKS BY:** 2, vs. North Dakota, 9-30-23  
**PENALTIES:** 9, vs. Western Oregon, 8-31-23  
**PENALTY YARDS:** 82, vs. Western Oregon, 8-31-23  
**TURNOVERS BY:** 1, vs. Montana State, 9-9-23, and vs. Drake, 9-16-23  
**TURNOVERS FORCED:** 3, vs. Western Oregon, 8-31-23  
**INTERCEPTIONS:** 3, vs. Western Oregon, 8-31-23  
**PUNTS:** 4, vs. Montana State, 9-9-23  
**TIME OF POSSESSION:** 30:21, vs. North Dakota, 9-30-23

MVFC rival North Dakota State holds the longest active streak with 13 consecutive trips to the playoffs.

**WINNING STREAKS CONTINUE:** South Dakota State extended several winning streaks with its 42-21 victory over North Dakota on Sept. 30.

First, the Jackrabbits extended their overall winning streak to 18 games dating back to last season. SDSU has won 10 games against ranked opponents in that span, including two victories over North Dakota, North Dakota State and Montana State.

SDSU also won its 10th consecutive Missouri Valley Football Conference game and lengthened its current home winning streak to 15.

**RANKINGS STREAK:** By being ranked first in the Stats Perform FCS preseason poll and again in the first two polls of the 2023 regular season, SDSU has now appeared in the top 25 of 151 consecutive media polls dating back to October 2012. The Jackrabbits held the top spot in the poll for the final seven surveys of the 2022 season and were a unanimous No. 1 selection to start the 2023 season to hold the top ranking in a preseason poll for the first time in program history.

Following is a week-by-week listing of South Dakota State's national rankings:

Date	Stats Perform	AFCA
Preseason	1st	1st
Sept. 4/5	1st	1st
Sept. 11	1st	1st
Sept. 18	1st	1st
Sept. 25	1st	1st
Oct. 2	1st	1st

**CAPTAINS:** Leading the Jackrabbit football team are six captains:

- Adam Bock, Sr., linebacker, Solon, Iowa;
- Isaiah Davis, Sr., running back, Joplin, Missouri;
- DyShawn Gales, Sr., cornerback, North Chicago, Illinois;
- Garret Greenfield, Sr., offensive lineman, Rock Valley, Iowa;
- Mark Gronowski, Jr., quarterback, Naperville, Illinois;
- Mason McCormick, Sr., offensive lineman, Sioux Falls.

McCormick is in his third season as a team captain, while Bock, Greenfield and Gronowski are in their second seasons in the role. Davis and Gales are first-time captains.

**PRESEASON ALL-AMERICANS:** Eight players from defending national champion South Dakota State headline the 2023 Stats Perform FCS Preseason All-America Team, presented by FedEx Ground.

The Jackrabbits placed four players on the first team, with three of those selections coming from the offensive side of the ball as Garret Greenfield at tackle and Mason McCormick at guard were joined by running back Isaiah Davis. The senior offensive line duo helped clear the way for SDSU to post averages of 34.2 points and 384.6 yards of total offense per game in 2022.

Greenfield twice has been named to the postseason All-America first team selected by Stats Perform, earning the distinction following the 2020-21 spring season and again in 2022. The Rock Rapids, Iowa, native is one of 11 returning players from last year's first-team honor squad.

Davis, a senior from Joplin, Missouri, averaged 5.8 yards per carry in 2022 en route to 1,451 yards and 15 touchdowns. He also factored in the passing game with 21 receptions for 173 yards.

Leading the Jackrabbit contingent on defense was linebacker Adam Bock. A senior from Solon, Iowa, Bock was limited to 11 games last season, but still finished second on the squad with 76 total tackles, including 7.5 tackles for loss and four sacks.

Second-team recognition on defense went to senior cornerback DyShawn Gales. A senior from North Chicago, Illinois, Gales led the Jackrabbits in 2022 with four interceptions, while adding added six pass breakups to go along with 31 tackles (23 solo).



## 2023 SEASON HIGHS

### INDIVIDUAL GAME HIGHS

**RUSHING ATTEMPTS:** 16, by Isaiah Davis, vs. North Dakota, 9-30-23  
**RUSHING YARDS:** 132, by Isaiah Davis, vs. North Dakota, 9-30-23  
**RUSHING TOUCHDOWNS:** 3, by Isaiah Davis, vs. North Dakota, 9-30-23  
**LONG RUSH:** 69 yards (for TD), by Chase Mason, vs. Drake, 9-16-23  
**PASS ATTEMPTS:** 35, by Mark Gronowski, vs. Drake, 9-16-23  
**PASS COMPLETIONS:** 18, by Mark Gronowski, vs. Drake, 9-16-23  
**YARDS PASSING:** 226, by Mark Gronowski, vs. Drake, 9-16-23  
**TOUCHDOWN PASSES:** 5, by Mark Gronowski, vs. Drake, 9-16-23  
**RECEPTIONS:** 7, by Jaxon Janke, at Drake, 9-16-23  
**YARDS RECEIVING:** 85, by Jaxon Janke, at Drake, 9-16-23  
**RECEIVING TOUCHDOWNS:** 1, nine times by five different players (three times by Griffin Wilde; last: vs. Drake, 9-16-23)  
**LONG RECEPTION:** 40 yards, by Grahm Goering, vs. Montana State, 9-9-2023  
**TACKLES:** 10, by Saiveon Williamson and Colby Huerter, vs. Montana State, 9-9-23, and by Adam Bock, vs. North Dakota, 9-30-23  
**TACKLES FOR LOSS:** 1.5, by Saiveon Williamson, vs. Western Oregon, 8-31-23, and by Adam Bock, vs. North Dakota, 9-30-23  
**SACKS:** 1.0, by Adam Bock and Cade Terveer, vs. North Dakota, 9-30-23  
**INTERCEPTIONS:** 1, four times by four different players (last: by Cale Reeder, vs. Drake, 9-16-23)  
**LONG INTERCEPTION RETURN:** 64 yards (for TD), by Tucker Large, vs. Western Oregon, 8-31-23  
**PASS BREAKUPS:** 1, eight times by seven different players (twice by DyShawn Gales)  
**FIELD GOALS:** 1, by Hunter Dustman, vs. Western Oregon, 8-31-23  
**LONG FIELD GOAL:** 32 yards, by Hunter Dustman, vs. Western Oregon, 8-31-23  
**PUNTS:** 3, by Hunter Dustman, vs. Montana State, 9-9-23  
**PUNTING AVERAGE (MIN. 3 PUNTS):** 41.3 yards (3 punts), by Hunter Dustman, vs. Montana State, 9-9-23  
**LONG PUNT:** 51 yards, by Hunter Dustman, vs. Western Oregon, 8-31-23  
**KICKOFF RETURNS:** 2, by Amar Johnson, vs. Drake, 9-16-23  
**KICKOFF RETURN YARDS:** 73, by Amar Johnson, vs. Drake, 9-16-23  
**LONG KICKOFF RETURN:** 51 yards, by Amar Johnson, vs. Drake, 9-16-23  
**PUNT RETURNS:** 4, by Tucker Large, vs. Drake, 9-16-23  
**PUNT RETURN YARDS:** 149, by Tucker Large, vs. Drake, 9-16-23  
**LONG PUNT RETURN:** 61 yards, by Tucker Large, vs. Drake, 9-16-23

SDSU's three other honorees were all second-team selections involved in the Jackrabbit passing game: Quarterback Mark Gronowski, wide receiver Jaxon Janke and tight end Zach Heins.

Gronowski accounted for 38 touchdowns last season — 26 through the air and 12 on the ground. The junior from Naperville, Illinois, completed 65 percent of his passes (232-of-356) for 2,967 yards and gained another 408 yards rushing. He has led the Jackrabbits to a 22-3 record and a pair of appearances in the national championship game in his two seasons as the team's starting quarterback.

Janke, a senior from Madison, led the squad in all three major receiving categories last season with 60 receptions for 857 yards and nine touchdowns.

Heins, a senior from Sioux Falls, ranked third on the team in both receptions (29) and receiving touchdowns (4), while ranking fourth in receiving yards (347).

A total of 107 student-athletes were honored across first, second and third teams. All 15 FCS conferences and 52 schools were represented on the Stats Perform FCS Preseason All-America Team.

In addition, Davis, Gronowski and Janke were all included on the initial watch list for the Walter Payton Award, which is presented annually to the top offensive player in the Football Championship Subdivision. Bock was included on the defensive side for the Buck Buchanan Award.

**MCCORMICK HONORED:** South Dakota State guard Mason McCormick was honored Monday as the Missouri Valley Football Conference Offensive Lineman of the Week.

A senior from Sioux Falls, McCormick graded at 93 percent and was credited with six knockdown blocks in the Jackrabbits' 42-21 victory over No. 11/12 North Dakota on Sept. 30. In improving to 4-0 on the season and running their overall winning streak to 18 games, the Jackrabbits rushed for 266 yards in the game for an average of 7.2 yards per carry and scored touchdowns on six of their first seven offensive possessions. SDSU did not allow a sack and allowed only two tackles for loss for a total of three yards in finishing with a 433-234 advantage in total offense.

McCormick is the third SDSU player to earn a league player of the week award this season, joining wide Griffin Wilde (Newcomer of the Week, Sept. 9) and punt returner/safety Tucker Large (Special Teams Player of the Week, Sept. 16).

**RED-ZONE EFFICIENCY:** South Dakota State has made 16 trips into the red zone so far this season and has come away with points each and every time. The Jackrabbits have scored a touchdown on 15 of those trips — nine rushing and six passing — for a 93.8 percent success rate.

Dating back to the second week of league play last season, the Jackrabbits have scored on 62 consecutive drives into the red zone, scoring 49 touchdowns and 13 field goals. The last time SDSU did not score when inside the opponent's 20-yard line was on a missed field goal in the second quarter of their Oct. 1, 2022, game versus Western Illinois.

In addition, the Jackrabbits have converted on an FCS-best 64.7 percent of their third-down attempts. SDSU has finished above 50 percent in all four games to start the year, including a 75 percent showing (6-of-8) against both Drake and North Dakota.

**SHARING THE WEALTH:** Nine different South Dakota State players scored touchdowns in the Jackrabbits' 70-7 victory over Drake on Sept. 16 at Target Field in Minneapolis. Angel Johnson was the lone Jackrabbit to score more than once as he found the end zone on runs of 21 and 66 yards in the second half.

Backup quarterback Chase Mason tallied the longest touchdown of the game with a 69-yard touchdown run early in the fourth quarter, while Kevin Brenner — previously a defensive end for the Jackrabbits — scored his first career touchdown on his first collegiate reception, a 3-yarder late in the first quarter.

## JACKRABBITS IN THE 2023 NCAA STATISTICS

### TEAM (top 25)

- 1st in Red-Zone Offense, 1.000
- 1st in 3rd-Down Conversion Pct., .647
- 1st in Punt Returns, 24.36 yards/att.
- T-1st in Defensive Touchdowns, 2
- 2nd in Scoring Offense, 44.2 points/game
- 2nd in Fewest Tackles for Loss Allowed, 2.75/game
- 4th in Total Defense, 252.0 yards/game
- 4th in Kickoff Returns, 28.0 yards/att.
- 4th in Fewest Turnovers Lost, 2
- 5th in Scoring Defense, 12.8 points/game
- 5th in First Downs-Defense, 57
- 7th in Fewest Passes Had Intercepted, 1
- 8th in Rushing Offense, 247.8 yards/game
- 8th in Team Passing Efficiency, 161.07
- 8th in Passing Yards Allowed, 145.0/game
- 8th in Fewest Fumbles Lost, 1
- 9th in Team Passing Efficiency-Defense, 107.78
- 10th in Total Offense, 448.8 yards/game
- 11th in Fewest Sacks Allowed, 0.75/game
- 15th in 3rd-Down Conversion Pct.-Defense, .308
- 19th in Rushing Defense, 107.0 yards/game
- 25th in Passing Yards per Completion, 13.18

### INDIVIDUAL (top 40)

#### ISAIAH DAVIS

- 10th in rushing yards per carry, 7.35
- 26th in total touchdowns, 5
- T-35th in rushing touchdowns, 4
- 36th in scoring, 7.5 points/game

#### MARK GRONOWSKI

- 2nd in points responsible for per game, 19.5
- 3rd in passing efficiency, 175.1
- 7th in points responsible for, 78
- 11th in yards per pass attempt, 8.84
- 18th in passing touchdowns, 9
- 22nd in passing yards per completion, 13.42
- 24th in completion percentage, .658
- T-35th in rushing touchdowns, 4

#### TUCKER LARGE

- 1st in punt returns, 33.3 yards/att.
- 29th in combined kick returns, 233 yards

#### GRIFFIN WILDE

- 11th in receiving touchdowns, 3

**ANGEL-IC PERFORMANCES:** Running back Angel Johnson has made the most of his limited opportunities thus far during the 2023 season. In four games, Johnson has averaged 11.6 yards in the 21 times he has touched the ball, recording 205 yards on 17 carries and adding two receptions for 16 yards.

Over the last two games, Johnson scored rushing touchdowns of 21 and 66 yards against Drake on Sept. 16, while adding a 50-yard touchdown burst for the final SDSU score in the Jackrabbits' Sept. 30 victory over North Dakota.

**OFFENSIVE OUTBURST:** South Dakota State put up its most points and total yards in a game since the 2018 season in its Target Field victory over Drake. The Jacks' 70 points were the most since scoring a school-record 90 against Arkansas-Pine Bluff on Sept. 15, 2018.

SDSU also racked up 618 yards of total offense against Drake for its highest total since a 656-yard day at Southern Illinois on Nov. 10, 2018.

In addition, the Jackrabbits accumulated another 252 yards on returns — 179 yards on six punt returns and 73 yards on two kickoff returns.

**SPOTTING THE LEAD:** Scoring first has mattered little during South Dakota State's school-record 18-game winning streak. Jackrabbit opponents have drawn first blood eight times in that span, including two games (Montana State, Drake) this season.

The largest deficit faced by SDSU during its winning streak has been 14 points on two occasions, the last of which came against North Dakota in their 2022 meeting in Grand Forks. UND scored the first 14 points of the game before the Jackrabbits took control by scoring 42 of the next 49 points en route to a 49-35 victory.

**BOTH ENDS OF THE SPECTRUM:** Heading into this week, the Jackrabbits rank in the top five of the Football Championship Subdivision in both scoring offense (second, 44.2 points per game) and scoring defense (fifth, 12.8 points per game). SDSU has scored 20 or more points in all 18 games of their current winning streak and have held the opposition to less than 10 points six times, including twice this season.

**DEPTH ON DEFENSE:** Whether based on philosophy or necessity, South Dakota State has built its standing as one of the top defenses in the Football Championship Subdivision by relying on its depth. Over the course of its 15-game schedule in 2022 22 different players earned a starting assignment on defense for the Jackrabbits.

Only nose tackle Ryan Van Marel and defensive end Cade Terveer started every game last season on the defensive side of the ball for the Jackrabbits last season and both return to the lineup in 2023.

**EMPTYING THE BENCH:** The Jackrabbits dipped deep into their list of reserves during the Aug. 31 season opener versus Western Oregon as a total of 76 players saw action in the contest. Offensively, eight Jackrabbits recorded a rushing attempt and eight players caught a pass. On the defensive side of the ball, 23 different players were credited with at least one tackle.

**GRONOWSKI A DUAL THREAT:** South Dakota State quarterback Mark Gronowski reached one career milestone in the Jackrabbits' Sept. 9 victory over Montana State and reached another the following week against Drake.

On his 20-yard touchdown run in the third quarter of the game against Montana State, Gronowski topped the 1,000-yard mark for career rushing. One week later, Gronowski surpassed 5,000 career passing yards as he completed 18-of-25 passes for 226 yards and a career-high five touchdowns against Drake, pushing his career pass yardage total to 5,063.

Gronowski is the third SDSU quarterback to top 5,000 yards passing and 1,000 yards rushing in his career, joining Taryn Christion (11,535 passing/1,515 rushing from 2015-18) and Ted Wahl (6,016 passing/1,229 rushing from 1985-88).

## ACTIVE JACKRABBIT INTERCEPTION LEADERS

DyShawn Gales .....	7
Dalys Beanum .....	6
Cale Reeder .....	4
Colby Huerter .....	3
Daeton Mcgaughy .....	3
Cade Terveer .....	3
Adam Bock .....	2
Jason Freeman .....	2
Graham Spalding .....	2
Steven Arrell .....	1
Matthew Durrance .....	1
Caleb Franci .....	1
Tucker Large .....	1
Kolten Tilford .....	1

## PLAYERS OF THE WEEK

### vs WESTERN OREGON

**OFFENSE:** Griffin Wilde, Evan Beermtsen

**DEFENSE:** Tucker Large, Quinton Hicks

**SPECIAL TEAMS:** Caleb Franci

**SCOUT OFFENSE:** Kirby Vorhees, William Paepke

**SCOUT DEFENSE:** Kolten Tilford, Grant Conaway

**SCOUT SPECIAL TEAMS:** Joe Randle

### vs MONTANA STATE

**OFFENSE:** Isaiah Davis, Mason McCormick

**DEFENSE:** Cale Reeder, Brian Williams

**SPECIAL TEAMS:** N/A

**SCOUT OFFENSE:** Jeff Becker, Jackson Kerstin

**SCOUT DEFENSE:** Kytan Fyfe, Reis Kirschenman

**SCOUT SPECIAL TEAMS:** Kentrell Prejean

### vs DRAKE

**OFFENSE:** Mark Gronowski, Gus Miller

**DEFENSE:** Jason Freeman, Caden Johnson

**SPECIAL TEAMS:** Tucker Large

**SCOUT OFFENSE:** Brenden Begeman, Jackson Kerstin

**SCOUT DEFENSE:** Noah St-Juste, Reis Kirschenman

**SCOUT SPECIAL TEAMS:** Andrew Gustad

### vs NORTH DAKOTA

**OFFENSE:** Isaiah Davis, Mason McCormick

**DEFENSE:** Adam Bock, Caden Johnson

**SPECIAL TEAMS:** Tucker Large

**SCOUT OFFENSE:** Kirby Vorhees, Kenyon Big Bow

**SCOUT DEFENSE:** Noah St-Juste, Jace Sifore

**SCOUT SPECIAL TEAMS:** Beau Giblin

**MANY HAPPY RETURNS:** South Dakota State raced out to a 28-0 lead a minute into the second quarter of its Aug. 31 season opener against Western Oregon thanks to a pair of long interception returns for touchdowns by its starting safeties.

First, Colby Huerter hauled in an interception off a deflection by DyShawn Gales for a 54-yard return for touchdown. On the first play of the second quarter, Tucker Large picked off a pass deep over the middle and weaved his way through traffic for a 64-yard score.

It marked the fifth time in the Division I era of Jackrabbit football (since 2004) that SDSU returned two interceptions for touchdowns in the same game. The others:

- Sept. 29, 2007 vs. Stephen F. Austin – Jimmy Rogers (32 yards, Q2), Conrad Kjerstad (82 yards, Q4);

- Nov. 10, 2007 vs. Southern Utah — Tyler Koch (45 and 99 yards in Q4);

- Oct. 1, 2016 vs. Western Illinois – Christian Rozeboom (37 yards, Q3), Dallas Brown (19 yards, Q3);

- Nov. 27, 2021 vs. UC Davis — Adam Bock (39 yards, Q3), Dalys Beanum (59 yards, Q4).

**PICKING OFF THE COMPETITION:** The Jackrabbit defense has continually taken the ball away from the opposition in recent seasons, including leading the Football Championship Subdivision in interceptions each of the last two seasons.

After leading the subdivision with 21 interceptions in 2021, SDSU tallied an FCS-best 18 interceptions last season, including two in the national championship game against North Dakota State. Jackrabbit defenders recorded at least one interception in each of their 11 regular season games, continuing that streak with an interception by DyShawn Gales in the Nov. 12 regular season finale against Illinois State. Gales finished with a team-high four interceptions en route to all-MVFC honors.

The Jackrabbits also ranked sixth in turnover margin with an average of plus-1.07 turnovers per game after forcing 26 total turnovers compared to losing 10. SDSU also held a 115-16 advantage in points off turnovers last season.

Dating back to the start of the 2018 season, the Jackrabbits have intercepted at least one pass in 56 of their last 70 games, including two games this season, for a total of 88 pickoffs. SDSU tallied three interceptions in their 2023 season opener against Western Oregon.

In all, 10 different Jackrabbits recorded at least one interception a season ago and SDSU picked off at least one pass in 13 of 15 games.

**LONG STREAKS END:** Two long streaks came to an end in South Dakota State's win over third-ranked Montana State on Sept. 9.

First, the Jackrabbits missed an extra point following their second touchdown of the game, ending a streak of 139 consecutive made PATs that dated back to late in the 2020-21 spring season.

Second, Isaiah Davis' streak of rushing for a touchdown ended at 11 games. Davis did lead SDSU in rushing in the game with 66 yards on 12 carries and added two receptions for 22 yards.

**A WINNING COMBINATION:** Jackrabbit running back Isaiah Davis recorded his first 100-yard game of the 2023 season and the 17th of his career when he gained 132 yards on 16 carries in the Sept. 30 MVFC opener against North Dakota.

SDSU improved to 16-1 in games in which Davis has topped the century mark, with the lone loss coming in the 2020-21 national championship game versus Sam Houston.

Davis topped the 3,000-yard mark in career rushing during the Sept. 9 game and has since moved into seventh place on the Jackrabbits' career rushing charts with 3,264 yards. He passed both Cory Koenig (2,990 yards from 2004-07) and Les Tuma (3,018 yards from 1970-73) in the win over Montana State.

Davis also had scored a rushing touchdown in 11 consecutive games dating back to last season. He extended his streak with a 4-yard touchdown run in the first quarter of the Jackrabbits' Aug. 31 season-opening win over Western Oregon.



## GAME NOTES — SOUTH DAKOTA STATE AT ILLINOIS STATE

### SDSU CAREER RECEIVING YARDS

1. Jake Wieneke, 2014-17 .....	5,157
2. Jeff Tiefenthaler, 1983-86 .....	3,621
3. Josh Davis, 2002-05 .....	3,192
4. <b>Jaxon Janke, 2018-present .....</b>	<b>3,053</b>
5. Dallas Goedert, 2014-17 .....	2,988
6. Cade Johnson, 2017-19 .....	2,872
7. Jason Schneider, 2011-14 .....	2,404
8. JaRon Harris, 2005-08 .....	2,241
9. Rusty Lenners, 1993-96 .....	1,942
10. Aaron Rollin, 2009-12 .....	1,878

**Jadon Janke, 2018-present .....**1,860

### SDSU CAREER RECEPTIONS

1. Jake Wieneke, 2014-17 .....	288
2. Josh Davis, 2002-05 .....	225
3. <b>Jaxon Janke, 2018-present .....</b>	<b>209</b>
3. Dallas Goedert, 2014-17 .....	198
5. Jason Schneider, 2011-14 .....	175
6. Jeff Tiefenthaler, 1983-86 .....	173
7. Cade Johnson, 2017-19 .....	162
8. JaRon Harris, 2005-08 .....	152
Glen Fox, 2006-09 .....	152
10. Aaron Rollin, 2009-12 .....	140

### SDSU CAREER RECEIVING TOUCHDOWNS

1. Jake Wieneke, 2014-17 .....	59
2. Jeff Tiefenthaler, 1983-86 .....	32
3. Cade Johnson, 2017-19 .....	28
4. Josh Davis, 2002-05 .....	26
<b>Jaxon Janke, 2018-present .....</b>	<b>26</b>
6. JaRon Harris, 2005-08 .....	24
7. Dallas Goedert, 2014-17 .....	21
8. Jason Schneider, 2011-14 .....	20
<b>Jadon Janke, 2018-present .....</b>	<b>20</b>
10. Rusty Lenners, 1993-96 .....	17

**WILDE IMPRESSES IN DEBUT:** True freshman Griffin Wilde (pronounced WILL-dee) finished as the Jackrabbits' leading receiver in their Aug. 31 season opener versus Western Oregon. He opened the scoring with a 31-yard touchdown reception from Mark Gronowski and ended his collegiate debut with team bests of four catches and 79 receiving yards. A Sioux Falls native, Wilde added a second 31-yard reception in the second half to set up a Jackrabbit field goal.

Wilde continued his fast start to his collegiate career by being named Missouri Valley Football Conference Newcomer of the Week for his efforts in the Jackrabbits' victory over Montana State on Sept. 9. He scored the go-ahead touchdown on a 35-yard catch and run with 1 minute and 30 seconds remaining as SDSU rallied for a 20-16 victory. He ended the night with two catches for 49 yards.

In the Sept. 16 victory over Drake, Wilde caught a touchdown for the third straight game to start his career, hauling in an 18-yarder in the second quarter.

**BOCK RETURNS:** South Dakota State linebacker Adam Bock saw his first action of the season in the Jackrabbits' Sept. 30 game against North Dakota. The senior from Solon, Iowa, registered a game-high 10 tackles, including 1.5 tackles for loss and the team's first sack of the season.

Bock recorded double figures in tackles for the 12th time in his career as the Jackrabbits limited UND to 68 yards on the ground.

**WILLIAMSON STEPS UP:** With All-American Adam Bock sidelined by injury to start the season, Saiveon Williamson has filled the role of middle linebacker without any dropoff in production.

A senior from Waseca, Minnesota, Williamson led the Jackrabbits during the non-conference portion of the schedule with 23 tackles, including 1.5 tackles for loss and a pass breakup over three games. He registered a season-high 10 tackles Sept. 9 against Montana State, followed by a five-tackle performance Sept. 16 against Drake.

Williamson also spelled an injured Bock the second half of the conference season and into the playoffs during the 2022 campaign. He finished with 37 tackles to tie for seventh on the squad, including a career-high 11 stops against Delaware in the Jacks' playoff opener, followed by nine tackles the next week against Holy Cross.

**TWIN TOUCHDOWNS:** Twin brothers Jadon and Jaxon Janke each caught a touchdown pass in the fourth quarter of the Jackrabbits' playoff victory over Holy Cross on Dec. 10, 2021. It marked the third time during the 2022 season and seventh time in their careers the dynamic duo from Madison accomplished the feat. However, that was the first time they tallied their scores in the same quarter.

Coincidentally, the first the Jankes recorded touchdown catches in the same game was in another playoff win against Holy Cross — in the opening round of the 2020-21 postseason played in the spring.

Following are the games in which both Jankes have caught touchdown passes:

- April 24, 2021, vs. Holy Cross — Jadon (13, 45 yards in Q2/3), Jaxon (11 yards in Q1);
- Sept. 25, 2021, at Indiana State — Jadon (33 yards in Q1), Jaxon (42 yards in Q2);
- Oct. 16, 2021, at Western Illinois — Jadon (8 yards in Q1), Jaxon (21 yards in Q3);
- Nov. 20, 2021, vs. North Dakota — Jadon (17 yards in Q2), Jaxon (21 yards in Q3);
- Sept. 17, 2022, vs. Butler — Jadon (17 yards in Q2), Jaxon (7 yards in Q1);
- Sept. 24, 2022, at Missouri State — Jadon (3/40 yards in Q1/4), Jaxon (13 yards in Q3);
- Dec. 10, 2022, vs. Holy Cross — Jadon (21 yards in Q4), Jaxon (18 yards in Q4).

**JAXON REACHES TWO MILESTONES:** Jackrabbit wide receiver Jaxon Janke hit a pair of milestones in the Sept. 16 game against Drake. With a season-high seven catches in the game, Janke upped his career receptions total to 206, becoming the third SDSU player to reach the 200 mark for his career.

Janke also cleared 3,000-yard mark for career receiving in the Drake game with 85 yards in the contest. He passed Dallas Goedert (2,988 yards from 2014-17) to take over fourth place on the SDSU career charts with 3,002 receiving yards.

## QUICK FACTS

### SDSU INFORMATION

**LOCATION:** Brookings, S.D.  
**ENROLLMENT:** 11,505 (fall 2023)  
**COLORS:** Yellow and Blue  
**NICKNAME:** Jackrabbits  
**AFFILIATION:** NCAA Division I Football  
 Championship Subdivision  
**CONFERENCE:** Missouri Valley Football Conference  
**STADIUM:** Dana J. Dykhouse Stadium (19,340  
 capacity - AstroTurf surface)

### 2022 RECAP

**OVERALL RECORD:** 14-1  
**CONFERENCE RECORD:** 8-0 (first place in Missouri Valley  
 Football Conference)  
**POSTSEASON:** Football Championship Subdivision  
 National Champion  
**HOME RECORD:** 9-0  
**AWAY/NEUTRAL RECORD:** 4-1/1-0  
**FINAL RANKINGS:** 1st (Stats Perform media)/1st (AFCA  
 FCS Coaches)

### TEAM INFORMATION

**LETTERMEN RETURNING:** 48      **LETTERMEN LOST:** 14  
 • Offense: 19      • Offense: 8  
 • Defense: 28      • Defense: 5  
 • Special Teams: 1      • Special Teams: 1

**STARTERS RETURNING:** 18  
 • Offense: 10 • Defense: 7 • Special Teams: 1

**OFFENSIVE STARTERS RETURNING (10):** Evan Beerntsen,  
 OG; Isaiah Davis, RB; Mark Gronowski, QB; Garret  
 Greenfield, OT; Zach Heins, TE; Jadon Janke, WR;  
 Jaxon Janke, WR; Mason McCormick, OG; Gus Miller,  
 C; John O'Brian, OT.

**DEFENSIVE STARTERS RETURNING (7):** Adam Bock, LB;  
 Jason Freeman, LB; DyShawn Gales, CB; Cale Reeder,  
 S; Isaiah Stalbird, LB; Cade Terveer, DE; Ryan Van  
 Marel, DT.

**SPECIAL TEAMS STARTERS RETURNING (1):** Hunter  
 Dustman, K/P.

**OTHER RETURNING LETTERMEN (30):** Steven Arrell, CB;  
 Max Baloun, DT; Dalys Beanum, CB; Jharett  
 Bloomenrader, OL; Kevin Brenner, TE; Devon Cole Jr.,  
 WR; Aydan Dautermann, CB; Jarod DePriest, DT; Bo  
 Donald, OL; Matthew Durrance, S; Caleb Franci, LB  
 (lettered in 2021); Quinton Hicks, DE; Colby Huerter, S;  
 Amar Johnson, RB; Angel Johnson, RB; Caden  
 Johnson, DE; Randy Keumogne, DE (lettered in 2021);  
 Aaron Kusler, LB; Adam Kusler, LB; Tucker Large, S/LB;  
 Jalen Lee, OL (lettered in 2021); Daeton Mcgaughy,  
 LB/S; Mike Morgan, TE; Graham Spalding, LB; Davion  
 Sterner, LB; Ethan Vibert, OL; Brian Williams, DT;  
 Saiveon Williamson, LB; Zac Wilson, DE; Aaron  
 Wolfcale-Holsten, DT.

**SEEING DOUBLE:** The 2023 edition of the South Dakota State football team features two sets of twin brothers.

Returning for their senior seasons are wide receivers and Madison natives Jadon and Jaxon Janke. Jaxon Janke has been the team's leading receiver each of the past three seasons to move into SDSU career top 10s for receptions, receiving yards and receiving touchdowns, while Jadon Janke also began the 2023 season in the Jackrabbit top 10 for receiving touchdowns.

Another pair of twins with South Dakota roots are junior linebackers Aaron and Adam Kusler. Aaron played in nine games last season, while Adam has contributed mostly on special teams and saw action in 14 of the team's 15 games in 2022.

**DOUBLE-DUTY DUSTMAN:** Junior Hunter Dustman figured prominently in the Jackrabbits' special teams efforts throughout the 2022 season.

Dustman handled all of the kicking duties in the Sept. 3 season opener at Iowa, punting 11 times for an average of 41.5 yards (long of 52) and scoring the Jackrabbits' only points on a 44-yard field goal in the second quarter. Dustman's 11 punts mark the most by an SDSU player in the Division I era (since 2004).

For the season, Dustman averaged 42.6 yards per punt and was 18-for-25 on field goals. He made 13 of his last 14 field goal attempts en route to 113 points.

**THE 12TH MAN:** South Dakota State has benefitted from large crowds in each of its first three home games of 2023, averaging 18,274 fans after coming off a national championship season.

The Jackrabbits drew a sellout crowd of 19,332 for its Sept. 9 showdown against Montana State, tying for the second-largest attendance in the seven-year history of Dana J. Dykhouse Stadium. The crowd played a big role in the game, helping factor in nine false-start penalties by Montana State in the game, including six in the final quarter.

**STAFF SHAKEUP:** Besides a change at the top, several new assistant coaches donned the headsets for the first time as Jackrabbits during the Aug. 31 season opener against Western Oregon.

New coaches on the offensive side of the ball include Jake Menage (wide receivers) and Robbie Rouse (running backs). Additions to the defensive staff include Mike Banks (cornerbacks), Jalon Bibbs (defensive line) and Pete Menage (safeties). Pat Cashmore also is a recent addition to the coaching staff and will direct the special teams units.

Returning for his second season as offensive coordinator is Zach Lujan, with Ryan Olson (run game coordinator/offensive line) and Chris Meyers (tight ends) providing further coaching continuity on the offensive side of the ball.

On defense, Jesse Bobbit is the lone coaching holdover as he moves into the coordinator's role and also will coach the linebackers after mentoring the safeties in 2022.

Including Jimmy Rogers, five former Jackrabbit football players are full-time coaches at SDSU this season. The others are Bobbit, Lujan and both Menages, who are cousins.

**ACADEMIC SUCCESS:** The South Dakota State University football program has maintained its tradition of excellence both on the field and in the classroom during its Division I history.

The Jackrabbits were recognized with the Missouri Valley Football Conference Team Academic Award each of its first nine years in the league.

Last season, several Jackrabbit football players were honored individually for their work in the classroom, highlighted by Reece Winkelman's repeat selection to the College Sports Communicators Academic All-America First Team, which is made up of student-athletes from both NCAA Division I football classifications.

Winkelman, from Marshall, Minnesota, was selected with a 3.92 GPA as a graduate student in business economics. On the field, he was a first-team all-MVFC selection who racked up eight sacks and 15.5 tackles for loss in 2022.



## DANA J. DYKHOUSE STADIUM RECORDS

### YEAR-BY-YEAR RECORDS

2016	6-1
2017	7-1
2018	7-0
2019	5-3
2020-21	5-0
2021	5-2
2022	9-0
2023	3-0
<b>TOTALS</b>	<b>47-7</b>

### ATTENDANCE TOP 10

Oct. 26, 2019 • vs. North Dakota State	19,371
Oct. 8, 2022 • vs. South Dakota	19,332
<b>Sept. 9, 2023 • vs. Montana State</b>	<b>19,332</b>
<b>Sept. 30, 2023 • vs. North Dakota</b>	<b>19,231</b>
Oct. 29, 2022 • vs. Indiana State	19,041
Nov. 4, 2017 • vs. North Dakota State	18,130
Nov. 6, 2021 • vs. North Dakota State	18,122
Oct. 22, 2016 • vs. Youngstown State	17,730
Oct. 23, 2021 • vs. Northern Iowa	16,889
Sept. 17, 2016 • vs. Cal Poly	16,887

## PRONUNCIATION GUIDE

### COACHES

Zach Lujan	LOO-hahn
Jake/Pete Menage	MEN-age

### PLAYERS

Jack Amer	AIM-er
Steven Arrell	ah-RELL
Max Baloun	bah-LOON
Evan Beerntsen	BURNT-sen
Brenden Begeman	BEG-ah-man
Matthew Durrance	durr-ANTS
Caleb Franci	FRANCE-ill
Grahm Goering	GORE-ing
Mark Gronowski	grow-NOW-ski
Zach Heins	HINES
Colby Huerter	HURT-er
Jadon/Jaxon Janke	YON-kee
Randy Keumogne	cah-MOAN-yay
Isaac Krael	KROTZ-ill
Aaron/Adam Kusler	COOSE-ler
Daeton Mcgaughy	Mc-GOY
Joe Ollman	OHL-man
Dawson Ripperda	RIP-er-dah
Noah St-Juste	saint-JOOST
Jace Sifore	CY-for
Isaiah Stalbird	STALL-bird
Davion Sterner	DAY-vee-on
Davin Stoffel	STAW-full
Cade Terveer	tur-VEER
Ryan Van Marel	van MARR-ell
Ethan Vibert	VY-bert
Griffin Wilde	WILL-dee
Saiveon Williamson	SAY-vee-on

SDSU has placed at least one player on the Academic All-America squad in 16 of the last 18 seasons, including multiple selections 13 times. Overall, SDSU football student-athletes have received Academic All-America recognition from the College Sports Communicators 45 times since 1974.

During the 2021 season, Wes Genant became the only Jackrabbit football student-athlete to earn Academic All-America honors four times. Three-time selections include: Paul Kippley (1978-80), Kyle Minett (2008-10) and Zach Zenner (2012-14). Zenner was also honored as the 2014 Academic All-America Team Member of the Year.

The Academic All-America program recognizes the nation's top student-athletes for their combined performances on the field and in the classroom. Candidates must be at least a sophomore in athletic and academic standing, a starter or key reserve on his team and carry at least a 3.5 GPA.

Earlier during the 2022 season, Winkelman was one of eight SDSU football student-athletes to earn recognition on the CSC Academic All-District squad. The others included:

- Adam Bock, linebacker, Solon, Iowa;
- DyShawn Gales, cornerback, North Chicago, Illinois;
- Mark Gronowski, quarterback, Naperville, Illinois
- Jaxon Janke, wide receiver, Madison;
- Mason McCormick, offensive lineman, Sioux Falls;
- Cale Reeder, safety, Yorkville, Illinois; and
- Ryan Van Marel, defensive tackle, Sheldon, Iowa.

Bock and Winkelman also were repeat first-team selections to the 2022 MVFC Scholar-Athlete Team. Also earning a spot on the first team was Gronowski, while Janke and fellow wide receiver Canyon Bauer were second-team honorees.

Closing out the team's academic awards during the 2022 season were a total of 74 Jackrabbits receiving recognition on the MVFC Honor Roll for posting a GPA of 3.0 or higher during the fall semester.

**DANA J. DYKHOUSE STADIUM:** Jackrabbit football moved into a new home in September of 2016 with the completion of Dana J. Dykhhouse Stadium.

The stadium, which was constructed in phases on the site of SDSU's previous home field, Coughlin-Alumni Stadium, seats 19,340 spectators and cost \$65 million to build.

Dana J. Dykhhouse Stadium is being funded through private gifts and long-term revenue streams, including concessions and suite, loge box and ticket sales. Bonds are financing nearly two-thirds of the project's construction, with the remaining dollars coming from private support. Lead gifts totaling \$12.5 million from former Jackrabbit football player and Sioux Falls banker Dana Dykhhouse and philanthropist T. Denny Sanford were announced in October 2013.

The stadium officially opened Sept. 8, 2016, featuring a concert by country music superstars Luke Bryan, Little Big Town and Lee Brice as part of the Jacks Bash opening weekend.

The first football game was two days later, on Sept. 10, when the Jackrabbits defeated Drake, 56-28.

SDSU has gone on to post a 47-7 record at Dana J. Dykhhouse Stadium during its seven seasons of operation, including an 11-1 mark in FCS playoff games. The Jackrabbits' current home winning streak is 15 games, with their last home loss a 26-17 setback to Northern Iowa on Oct. 23, 2021.

The Jackrabbits have gone undefeated at home three times while playing at Dana J. Dykhhouse Stadium: 2018 (7-0), 2020-21 spring season (5-0) and 2022 (9-0).

Dana J. Dykhhouse Stadium was designed by Kansas City-based Crawford Architects, with the construction firm JE Dunn serving as the project manager at risk and Henry Carlson Company of Sioux Falls serving as general contractor.

The stadium won the 2017 Alliant Build America Award from the Associated General Contractors of America South Dakota Building Chapter.

## OVERTIME GAMES

- 1998: SDSU 30, Nebraska-Omaha [2 OT]  
(Oct. 17, 1998, at Coughlin-Alumni Stadium)
- 2002: Augustana 39, SDSU 33 [3 OT]  
(Oct. 19, 2002, at Sioux Falls)
- 2004: Southern Utah 23, SDSU 17 [2 OT]  
(Nov. 13, 2004, at Cedar City, Utah)
- 2007: Western Illinois 29, SDSU 26 [4 OT]  
(Aug. 30, 2007, at Macomb, Ill.)
- 2008: McNeese State 46, SDSU 44 [3 OT]  
(Oct. 4, 2008, at Coughlin-Alumni Stadium)
- 2011: SDSU 43, Missouri State 36 [2 OT]  
(Oct. 29, 2011, at Springfield, Mo.)
- 2013: SDSU 37, Northern Iowa 34 [2 OT]  
(Oct. 26, 2013, at Coughlin-Alumni Stadium)
- 2015: Western Illinois 30, SDSU 24 [2 OT]  
(Nov. 21, 2015, at Macomb, Ill.)
- 2017: SDSU 27, Illinois State 24 [OT]  
(Nov. 11, 2017, at Dana J. Dykhouse Stadium)
- 2018: SDSU 54, Indiana State 51 [OT]  
(Oct. 6, 2018, at Dana J. Dykhouse Stadium)
- 2021: Southern Illinois 42, SDSU 41 [OT]  
(Oct. 9, 2021, at Dana J. Dykhouse Stadium)

Overall, SDSU is 5-6 in overtime games

**JACKS IN THE PROS:** In the opening week of the 2023 season, five former South Dakota State standouts were members of National Football League teams, continuing the Jackrabbits' long tradition of developing players into pro prospects.

Headlining the list is tight end Dallas Goedert of the Philadelphia Eagles. After being drafted in the second round of the 2018 NFL Draft, Goedert has gone on to record 261 receptions for 3,085 yards and 19 touchdowns in six seasons. In helping lead the Eagles to the Super Bowl during the 2022 season, Goedert caught 55 passes for 703 yards and three touchdowns.

After being shut out in receptions in the 2023 season opener, Goedert has gone on to catch 13 passes for 88 yards over the last three games.

Linebacker Christian Rozeboom earned a Super Bowl ring with the Los Angeles Rams during the 2021 season. A member of the Rams' practice squad in 2020, Rozeboom made his NFL debut with the Kansas City Chiefs early in 2021 before returning to Los Angeles and seeing action mostly on special teams for the Rams for the remainder of the regular season and postseason. Rozeboom played in all 17 games during the 2022 season and registered eight tackles.

Rozeboom tallied a career-high seven tackles in an Oct. 1 overtime victory over the Indianapolis Colts and enters Week 5 second on the team with 23 total tackles

For the first time since 1976, the Jackrabbits saw two players selected in the same NFL Draft following the 2021 campaign. Running back Pierre Strong was a fourth-round selection by the New England Patriots, while quarterback Chris Oladokun was taken by the Pittsburgh Steelers.

Strong went on to gain 100 yards on 10 carries and added seven receptions for 42 yards during his rookie season with the Patriots in 2022. He was traded at the end of the most recent training camp to the Cleveland Browns and has contributed 13 carries for 77 yards and a touchdown in limited action thus far in 2023.

Oladokun was released by the Steelers, but was assigned to the practice squad of the Super Bowl champion Kansas City Chiefs in 2022 and again at the start of 2023.

Another former Jackrabbits who made his NFL debut in 2022 was wide receiver Cade Johnson, who tallied a pair of receptions during regular season play for the Seattle Seahawks before hauling in three receptions for 39 yards in a playoff game. Johnson begins the 2023 season on the Seahawks' practice squad.

Going through his first NFL training camp in 2023 was tight end Tucker Kraft. A third-round draft choice by the Green Bay Packers, Kraft made his professional debut in a Sept. 10 game against the Chicago Bears and tallied the first two receptions of his career — for five yards — in a Sept. 28 game against the Detroit Lions.

In addition, wide receiver Jake Wieneke continues to play in the Canadian Football League. After three seasons with the Montreal Alouettes, Wieneke signed with the Saskatchewan Rough Riders for the 2023 season and enters the week with 17 receptions for 177 yards in six games.

**ROGERS SHOW:** The Jimmy Rogers Radio Show airs throughout the 2023 season.

The weekly, hour-long show begins at 6 p.m. Central Time and originates in front of a live audience once again at Cubby's Sports Bar and Grill in downtown Brookings. Hosted by Tyler Merriam, the show airs along the Jackrabbit Sports Network, including flagship station WNAX 570 AM, and can be heard through the Jackrabbit app and online at GoJacks.com.

Weekly segments include interviews with Jackrabbit coaches, student-athletes and others associated with SDSU football. Fans can submit questions through social media platforms and fans in attendance can register for weekly prizes.

**A LOOK AHEAD:** The Jackrabbits return home to host Northern Iowa for Hobo Day on Oct. 14. Kickoff for SDSU's annual homecoming game is slated for 2 p.m. at Dana J. Dykhouse Stadium with another sellout crowd anticipated.

# DEPTH CHART vs. ILLINOIS STATE

## OFFENSE

<b>LT</b>	74	GARRET GREENFIELD, 6-7, 320, Sr., Rock Valley, Iowa
	66	Brady Beck, 6-8, 300, Sr., Sioux Falls, S.D.
<b>LG</b>	60	MASON McCORMICK, 6-5, 315, Sr., Sioux Falls, S.D.
	69	Quinten Christensen, 6-4, 290, R-Fr., Wessington Springs, S.D.
<b>C</b>	50	GUS MILLER, 6-3, 295, Jr., Brookings, S.D.
	64	Ethan Vibert, 6-4, 305, Sr., Regina, Saskatchewan
<b>RG</b>	61	EVAN BEERNTSEN, 6-4, 300, Sr., De Pere, Wis.
	54	Jalen Lee, 6-3, 310, Jr., Robbins, Ill.
<b>RT</b>	78	JOHN O'BRIAN, 6-5, 300, Sr., Eaton Rapids, Mich.
	75	Dawson Rudd, 6-5, 285, R-Fr., Claremore, Okla.
<b>TE</b>	87	ZACH HEINS, 6-7, 260, Sr., Sioux Falls, S.D.
	69/83	Quinten Christensen, 6-4, 290, R-Fr., Wessington Springs, S.D.
<b>TE/FB</b>	34	Mike Morgan, 6-3, 240, Sr., New Lenox, Ill.
	44	Kevin Brenner, 6-2, 240, Sr., Silver Lake, Wis.
<b>WR</b>	1	JADON JANKE, 6-3, 210, Sr., Madison, S.D.
or	15	Devon Cole Jr., 5-10, 175, Jr., Clermont, Fla.
<b>WR</b>	10	JAXON JANKE, 6-3, 210, Sr. Madison, S.D.
	18	Griffin Wilde, 6-2, 190, Fr., Sioux Falls, S.D.
<b>WR</b>	12	Grahm Goering, 6-3, 205, So., Iowa City, Iowa
or	2	Marcus Preston, 6-2, 195, Jr., Lawrence, Kan.
<b>QB</b>	11	MARK GRONOWSKI, 6-3, 225, Jr., Naperville, Ill.
	7	Chase Mason, 6-4, 230, So., Hurley, S.D.
	5	Jon Bell, 6-3 190, So., Naperville, Ill.
<b>RB</b>	22	ISAIAH DAVIS, 6-1, 220, Sr., Joplin, Mo.
	3	Amar Johnson, 5-10, 200, Jr., O'Fallon, Mo.
	21	Angel Johnson, 5-9, 190, So., Irene, S.D.

Returning starters indicated in CAPS

## DEFENSE

<b>DE</b>	94	CADE TERVEER, 6-3, 250, Sr., Brandon, S.D.
	8	Blake Peterson, 6-4, 260, Sr., Beresford, S.D.
or	99	Dawson Ripperda, 6-4, 240, R-Fr., Larchwood, Iowa
<b>DT</b>	98	RYAN VAN MAREL, 6-4, 295, Sr., Sheldon, Iowa
	51	Logan Green, 6-4, 285, R-Fr., Northboro, Iowa
<b>DT</b>	92	Brian Williams, 6-1, 285, Sr., Chipley, Fla.
	52	Jarod DePriest, 6-5, 285, Sr., Trivoli, Ill.
	93	Max Baloun, 6-6, 285, Jr., Redfield, S.D.
<b>DE</b>	53	Caden Johnson, 6-3, 240, Sr., Wahoo, Neb.
or	48	Quinton Hicks, 6-1, 260, Sr., Wichita, Kan.
<b>LB</b>	11	JASON FREEMAN, 5-9, 215, Sr., Zion, Ill.
(Will)	29	Graham Spalding, 6-2, 210, Sr., Oviedo, Fla.
<b>LB</b>	32	ADAM BOCK, 6-1, 225, Sr., Solon, Iowa
or	6	Saiveon Williamson, 6-1, 205, Sr., Waseca, Minn.
(Mike)	46	Cullen McShane, 6-1, 225, R-Fr., Marquette, Iowa
<b>LB</b>	2	ISAIAH STALBIRD, 6-1, 215, Sr., Kearney, Neb.
	9	Caleb Frandl, 6-1, 195, Jr., Grand Island, Neb.
(Sam)	0	Daeton Mcgaughy, 6-0, 210, Sr., Elwood, Kan.
<b>CB</b>	7	Dalys Beanum, 6-1, 190, Sr., Omaha, Neb.
	13	Aydan Dautermann, 6-1, 190, So., Hartford, Wis.
or	20	Myles Taylor, 6-0, 175, So., Gilbert, Ariz.
<b>FS</b>	1	Tucker Large, 5-11, 180, So., Sioux Falls, S.D.
	23	Matthew Durrance, 6-2, 210, So., Lutz, Fla.
<b>SS</b>	25	CALE REEDER, 6-0, 190, Sr., Yorkville, Ill.
or	14	Colby Huerter, 6-1, 200, Jr., Katy, Texas
<b>RCB</b>	5	DYSHAWN GALES, 5-11, 190, Sr., North Chicago, Ill.
	4	Steven Arrell, 6-3, 195, Jr., Brooklyn Park, Minn.
	31	Jalen B. Lee, 6-0, 195, R-Fr., Wentzville, Mo.

## SPECIAL TEAMS

<b>PK</b>	10	HUNTER DUSTMAN, 6-4, 230, Jr., East Bethel, Minn.	<b>Holder</b>	5	Jon Bell, 6-3, 190, So., Naperville, Ill.
	99	Jack Green, 6-0, 200, So., Rapid City, S.D.		25	Cale Reeder, 6-0, 190, Sr., Yorkville, Ill.
<b>P</b>	10	HUNTER DUSTMAN, 6-4, 230, Jr., East Bethel, Minn.	<b>KOR</b>	12	Grahm Goering, 6-3, 205, So., Iowa City, Iowa
	96	Jackson Isakson, 6-2, 190, Fr., Aberdeen, S.D.		18	Griffin Wilde, 6-2, 190, Fr., Sioux Falls, S.D.
<b>Long Snaps</b>	37	Kaydon Olivia, 5-11, 215, So., Schertz, Texas	<b>KOR</b>	3	Amar Johnson, 5-11, 190, So., O'Fallon, Mo.
	46	Cullen McShane, 6-1, 225, R-Fr., Marquette, Iowa		21	Angel Johnson, 5-9, 190, So., Irene, S.D.
<b>Short Snaps</b>	37	Kaydon Olivia, 5-11, 215, So., Schertz, Texas	<b>PR</b>	1	Tucker Large, 5-11, 180, So., Sioux Falls, S.D.
	87	Zach Heins, 6-7, 260, Sr., Sioux Falls, S.D.		10	Jaxon Janke, 6-3, 210, Sr., Madison, S.D.

## COACHING STAFF

Head Coach: Jimmy Rogers  
 Offensive Coordinator/Quarterbacks: Zach Lujan [B]  
 Defensive Coordinator/Linebackers: Jesse Bobbit [B]  
 Special Teams Coordinator: Pat Cashmore [F]  
 Run Game Coordinator/Offensive Line: Ryan Olson [F]  
 Cornerbacks: Mike Banks [F]  
 Defensive Line: Jalon Bibbs [F]

Wide Receivers: Jake Menage [F]  
 Safeties: Pete Menage [B]  
 Tight Ends: Chris Meyers [B]  
 Running Backs: Robbie Rouse [F]  
 Offensive Quality Control: Chuck Case, Kyle Saddler  
 Defensive Quality Control: Kellen Soulek, Evan Traxler  
 Special Teams Quality Control/Video Coordinator: Brayden Gage



## #1/1 SDSU 31, ILLINOIS STATE 7

Nov. 12, 2022 • Dana J. Dykhouse Stadium (Att.: 8,160)

Top-ranked South Dakota State displayed a swarming defense throughout the day and the offense found its stride in the second quarter for a Jackrabbit squad that completed a perfect season in Missouri Valley Football Conference play with a 31-7 victory over Illinois State at Dana J. Dykhouse Stadium.

With their school-record 10th consecutive victory, the Jackrabbits improved to 10-1 overall and 8-0 in league play. Illinois State dropped to 5-5 overall and 3-4 in the MVFC.

SDSU spotted Illinois State a 7-0 lead late in the first quarter when the Redbirds' Dillon Gearhart blocked a punt that was recovered in the end zone by Sy Dabney.

The Jackrabbits responded with scores on each of their next three drives to take a 13-7 lead into intermission. On the first play of the second quarter, Mark Gronowski hooked up with Jadon Janke deep downfield for a 51-yard pass play that put the ball at the Illinois State 10. However, SDSU could only come away with a field goal as Hunter Dustman put the Jackrabbits on the board with a 22-yard field goal.

SDSU and Gronowski turned to a power running game on the next possession as the sophomore quarterback rushed for gains of 8 and 14 yards on third-down plays to extend the drive, that capped a 14-play, 79-yard march with a 6-yard scamper up the middle on another third-down attempt for the Jackrabbits' first touchdown of the game and a 10-7 lead.

Dustman later matched his career-long field goal with a 45-yarder, making the second week in a row he connected from that distance on the final play of the first half.

Illinois State mustered only seven offensive plays for 25 yards in the second quarter. The Redbirds were held to 100 total yards in the game, marking the lowest total by an SDSU defense since giving up only 90 yards to Indiana State on Sept. 19, 2009.

It was more of the same for the Jackrabbits in the third as they scored two more touchdowns on short fields after Illinois State miscues. Following an interception by DyShawn Gales, SDSU needed only four plays to cash in. A 43-yard pass from Gronowski to Janke was followed by an 8-yard touchdown run by Isaiah Davis.

Then, after Illinois State punted into its own player with the ball coming to rest at the Redbird 30, Gronowski fired a 7-yard touchdown pass to Zach Heins in the final minute of the quarter.

Dustman closed out the scoring with his third field goal of the day, a 35-yarder midway through the fourth quarter.

In not allowing an offensive touchdown, the Jackrabbit defense held Illinois State to 100 yards of total offense and forced the Redbirds to punt nine times.

SDSU racked up 431 yards of total offense, with Gronowski completing 20-of-28 passes for 283 yards. Jadon Janke tallied a career-high 129 yards on five receptions, while twin brother, Jadon, added four receptions for 67 yards. Tucker Kraft hauled in a game-high six passes for 44 yards.

Davis led the Jackrabbit rushing attack with 50 yards on 16 carries.

Illinois State quarterback Tommy Rittenhouse finished the afternoon 9-of-20 passing for 55 yards and also was the leading ball-carrier with nine carries for 18 yards.

Jason Freeman paced the SDSU defense with seven tackles, including a sack, while linebacker Saiveon Williamson added four tackles and a pass breakup in his first career start.

Jeff Bowens and Zeke Vandenburg each made 10 tackles for Illinois State, with Vandenburg notching three sacks and four tackles for loss.



The South Dakota State defense limited Illinois State to 100 yards of total offense and did not allow an offensive touchdown in closing out a perfect season in Missouri Valley Football Conference action with a 31-7 victory on Nov. 12.

SCORE BY QUARTERS	1	2	3	4	FINAL
Illinois State (5-5, 3-4)	7	0	0	0	7
South Dakota State (10-1, 8-0)	0	13	15	3	31

### SCORING SUMMARY

1st	1:40	ILS	-	Sy Dabney 0 yd blocked punt return (Ian Wagner kick)
2nd	12:40	SDSU	-	Hunter Dustman 22 yd field goal
2nd	3:11	SDSU	-	Mark Gronowski 6 yd run (Dustman kick)
2nd	00:00	SDSU	-	Dustman 45 yd field goal
3rd	7:09	SDSU	-	Isaiah Davis 8 yd run (Gronowski run)
3rd	00:52	SDSU	-	Zach Heins 7 yd pass from Gronowski (Dustman kick)
4th	6:38	SDSU	-	Dustman 35 yd field goal

### TEAM STATISTICS

	ILS	SDSU
FIRST DOWNS	7	22
RUSHES-YARDS (NET)	22-45	43-148
PASSING YDS (NET)	55	283
Passes Att-Comp-Int	20-9-1	29-20-1
TOTAL OFFENSE PLAYS-YARDS	42-100	72-431
Punt Returns-Yards	1-18	0-0
Kickoff Returns-Yards	3-65	0-0
Interception Returns-Yards	1-0	1-(-2)
Punts (Number-Avg)	9-33.1	3-27.3
Fumbles-Lost	0-0	1-1
Penalties-Yards	4-22	5-40
Possession Time	20:26	39:34
Third-Down Conversions	2 of 12	7 of 14
Fourth-Down Conversions	0 of 0	2 of 2
Red-Zone Scores-Chances	0-0	6-6
Sacks By: Number-Yards	3-16	2-19

**RUSHING LEADERS:** ILS - Tommy Rittenhouse 9-18; Wenkers Wright 9-16; Rasha Lampkin 4-11. SDSU - Isaiah Davis 16-50; Amar Johnson 8-39; Angel Johnson 3-35; Mark Gronowski 13-25.

**PASSING LEADERS:** ILS - Tommy Rittenhouse 9-20-1 55. SDSU - Mark Gronowski 20-28-1 283.


**RECEIVING LEADERS:** ILS - Dante Sobkowicz 4-32; Wenkers Wright 3-9. SDSU - Tucker Kraft 6-44; Jadon Janke 5-129; Jaxon Janke 4-67; Isaiah Davis 3-33; Zach Heins 2-10. **INTERCEPTIONS:** ILS - Zeke Vandenburg 1-0. SDSU - DyShawn Gales 1-(-2). **SACKS:** ILS - Zeke Vandenburg 3-0-16. SDSU - Jason Freeman 1.0-12; Cade Terveer 1.0-7. **TACKLE LEADERS (UA-A-TOT):** ILS - Jeff Bowens 8-2-10; Zeke Vandenburg 6-4-10; Dillon Gearhart 5-4-9; Kenton Wilhoit 4-4-8; Keondre Jackson 5-2-7. SDSU - Jason Freeman 5-2-7; Saiveon Williamson 2-2-4; Chase Norblade 2-1-3; Cale Reeder 2-1-3; Jarod DePriest 1-2-3.



# South Dakota State University JACKRABBITS

## 2023 Football Roster

No.	NAME	Pos	Ht	Wt	Yr	HOMETOWN	No.	NAME	Pos	Ht	Wt	Yr	HOMETOWN
0	Daeton Mcgaughy	LB	6-0	210	Sr.	Elwood, Kan.	45	Brenden Begeman	RB	6-1	205	Fr.	Selby, S.D.
1	Jadon Janke	WR	6-3	210	Sr.	Madison, S.D.	46	Cullen McShane	LB	6-1	225	R-Fr.	Marquette, Iowa
1	Tucker Large	S	5-10	180	So.	Sioux Falls, S.D.	47	Kytan Fyfe	LB	6-2	205	R-Fr.	Grand Island, Neb.
2	Marcus Preston	WR	6-2	195	Jr.	Lawrence, Kan.	48	Quinton Hicks	DE	6-1	260	Sr.	Wichita, Kan.
2	Isaiah Stalbird	LB	6-1	215	Sr.	Kearney, Neb.	49	Davin Stoffel	TE	6-6	230	Fr.	Mosinee, Wis.
3	Amar Johnson	RB	5-10	200	Jr.	O'Fallon, Mo.	50	Gus Miller	OL	6-3	295	Jr.	Brookings, S.D.
3	Dontay Johnson	S	6-2	185	R-Fr.	Fort Collins, Colo.	50	Nick Wells	DE	6-3	235	Fr.	Sioux City, Iowa
4	Steven Arrell	CB	6-3	195	Jr.	Brooklyn Park, Minn.	51	Logan Green	DT	6-4	285	R-Fr.	Northboro, Iowa
5	Jon Bell	QB	6-3	190	So.	Naperville, Ill.	52	Jarod DePriest	DT	6-5	285	Sr.	Trivoli, Ill.
5	DyShawn Gales	CB	5-11	190	Sr.	North Chicago, Ill.	53	Caden Johnson	DE	6-3	240	Sr.	Wahoo, Neb.
6	Saiveon Williamson	LB	6-1	205	Sr.	Waseca, Minn.	54	Jalen Lee	OL	6-3	310	Jr.	Robbins, Ill.
7	Dalys Beanum	CB	6-1	190	Sr.	Omaha, Neb.	55	Aaron Wolfcale-Holsten	DT	6-1	280	So.	Gilbert, Ariz.
7	Chase Mason	QB	6-4	230	So.	Hurley, S.D.	56	Andrew Gustad	TE	6-0	220	R-Fr.	Volin, S.D.
8	Blake Peterson	DE	6-4	260	Sr.	Beresford, S.D.	57	Levi Vanden Bos	DE	6-3	245	So.	Rock Valley, Iowa
9	Jeff Becker	QB	6-0	205	R-Fr.	Fort Wayne, Ind.	58	Aidan Murphy	DE	6-4	230	R-Fr.	Magna, Utah
9	Caleb Francl	LB	6-1	195	Jr.	Grand Island, Neb.	59	Grant Conaway	DT	6-3	270	Jr.	Huntington Beach, Calif.
10	Hunter Dustman	K/P	6-4	225	Jr.	East Bethel, Minn.	60	Mason McCormick	OL	6-5	315	Sr.	Sioux Falls, S.D.
10	Jaxon Janke	WR	6-3	210	Sr.	Madison, S.D.	61	Evan Beerntsen	OL	6-4	300	Sr.	De Pere, Wis.
11	Jason Freeman	LB	5-9	215	Sr.	Zion, Ill.	62	Kenyon Big Bow	OL	6-5	305	Fr.	Anadarko, Okla.
11	Mark Gronowski	QB	6-3	225	Jr.	Naperville, Ill.	64	Ethan Vibert	OL	6-4	305	Sr.	Regina, Saskatchewan
12	Grahm Goering	WR	6-3	205	So.	Iowa City, Iowa	65	Cole Jarrett	OL	6-1	295	Fr.	Papillion, Neb.
13	Jack Amer	QB	6-3	225	Fr.	Gilbert, Ariz.	66	Brady Beck	OL	6-8	305	Jr.	Sioux Falls, S.D.
13	Aydan Dautermann	CB	6-1	190	So.	Hartford, Wis.	67	Ian Mutchler	OL	6-3	290	Fr.	Morton, Ill.
14	Colby Huerter	S	6-1	200	Jr.	Katy, Texas	68	Jackson Kerstin	OL	6-4	265	Fr.	Naperville, Ill.
15	Devon Cole Jr.	WR	5-10	175	Jr.	Clermont, Fla.	69	Quinten Christensen	OL	6-4	290	R-Fr.	Wessington Springs, S.D.
16	Noah St-Juste	CB	5-10	165	Fr.	Montreal, Quebec	70	Colby Christensen	OL	6-7	295	Jr.	West Des Moines, Iowa
17	Abe Hoskins III	CB	6-0	185	So.	Omaha, Neb.	71	Noah Atherton	OL	6-6	315	Fr.	Longmont, Colo.
18	Griffin Wilde	WR	6-2	190	Fr.	Sioux Falls, S.D.	74	Garret Greenfield	OL	6-7	320	Sr.	Rock Valley, Iowa
19	Elijah Ervin	WR	6-1	190	Jr.	Phoenix, Ariz.	75	Dawson Rudd	OL	6-5	285	R-Fr.	Claremore, Okla.
20	Myles Taylor	CB	6-0	175	So.	Gilbert, Ariz.	76	Bo Donald	OL	6-6	300	Sr.	Kimball, S.D.
21	Angel Johnson	RB	5-9	190	So.	Irene, S.D.	77	William Paepke	OL	6-5	290	Fr.	Rapid City, S.D.
22	Isaiah Davis	RB	6-1	220	Sr.	Joplin, Mo.	78	John O'Brian	OL	6-5	300	Sr.	Eaton Rapids, Mich.
23	Matthew Durrance	S	6-2	210	So.	Lutz, Fla.	79	Jharett Bloomenrader	OL	6-5	295	Sr.	Highmore, S.D.
24	Derrick Johnson	RB	5-11	205	R-Fr.	Austin, Texas	80	Kentrell Prejean	WR	5-8	150	Fr.	Lafayette, La.
25	Cale Reeder	S	6-0	190	Sr.	Yorkville, Ill.	81	Joey Neumann	TE	6-4	230	Fr.	Antioch, Ill.
26	Kolten Tilford	S	5-9	175	Fr.	North Platte, Neb.	82	Ky Oday Jr.	WR	5-11	175	R-Fr.	Denver, Colo.
27	Noah Thompson	S	6-0	185	R-Fr.	Brandon, S.D.	83	David Alpers	TE	6-6	240	R-Fr.	Sioux Falls, S.D.
28	Chase Van Tol	LB	6-1	190	Fr.	Tea, S.D.	84	Joe Randle	WR	6-3	210	Fr.	St. Anthony, Minn.
29	Graham Spalding	LB	6-2	210	Sr.	Oviedo, Fla.	85	Joe Roll	WR	5-9	185	Fr.	Gretna, Neb.
30	Cody Cotton	CB	6-0	175	So.	Pleasant Prairie, Wis.	86	Patrick Hoffmann	WR	6-1	195	Jr.	Naperville, Ill.
31	Jalen B. Lee	CB	6-0	195	R-Fr.	Wentzville, Mo.	87	Zach Heins	TE	6-7	260	Sr.	Sioux Falls, S.D.
32	Adam Bock	LB	6-1	225	Sr.	Solon, Iowa	88	Greyton Gannon	TE	6-4	230	R-Fr.	Eagle, Wis.
33	Bryce Johnson	LB	6-3	210	R-Fr.	Parker, S.D.	89	Brody Gormley	TE	6-7	240	R-Fr.	Topeka, Kan.
34	Mike Morgan	TE/FB	6-3	240	Sr.	New Lenox, Ill.	90	Randy Keumogne	DE	6-3	235	Sr.	Oakdale, Minn.
35	Beau Giblin	S	6-1	185	Fr.	Sioux Falls, S.D.	91	Jace Sifore	DT	6-3	280	R-Fr.	Howard, S.D.
36	Dane Miller	WR	6-4	185	R-Fr.	Hardy, Neb.	92	Brian Williams	DT	6-1	285	Sr.	ChIPLEY, Fla.
37	Kaydon Olivia	LS	5-11	215	So.	Schertz, Texas	93	Max Baloun	DT	6-6	285	Jr.	Redfield, S.D.
37	Kirby Vorhees	RB	5-10	200	Fr.	Lutz, Fla.	94	Cade Terveer	DE	6-3	250	Sr.	Brandon, S.D.
38	Trevor Scott	LB	5-10	195	R-Fr.	Kansas City, Mo.	95	Zac Wilson	DE	6-3	245	Sr.	ChIPLEY, Fla.
39	Isaac Krael	RB	5-11	180	R-Fr.	Crete, Neb.	96	Bryce Hawthorne	DT	6-3	265	Fr.	Osseo, Minn.
40	Aaron Kusler	LB	6-3	225	Jr.	Sioux Falls, S.D.	96	Jackson Isakson	K/P	6-2	190	Fr.	Aberdeen, S.D.
41	Joe Ollman	LB	6-2	210	R-Fr.	Mequon, Wis.	97	Reis Kirschenman	DE	6-3	230	Fr.	Tea, S.D.
42	Davion Sterner	LB	6-0	215	Jr.	Alvord, Iowa	98	Ryan Van Marel	DT	6-4	295	Sr.	Sheldon, Iowa
43	Adam Kusler	LB	6-2	225	Jr.	Sioux Falls, S.D.	99	Jack Green	K	6-0	200	So.	Rapid City, S.D.
44	Kevin Brenner	TE	6-2	240	Sr.	Silver Lake, Wis.	99	Dawson Ripperda	DE	6-4	240	R-Fr.	Larchwood, Iowa



## JIMMY ROGERS

### Head Coach • First Season

### Alma Mater: South Dakota State, 2009

Jimmy Rogers was introduced as the 21st head football coach in South Dakota State University history on Jan. 20, 2023, continuing his long association with Jackrabbit football that began as a student-athlete and has continued through the coaching ranks.

Rogers played an integral role in the Jackrabbits winning their first national title in football during the 2022 season by directing a defense that led the Football Championship Subdivision in rushing defense by allowing only 88.1 yards per game on the ground. SDSU tied for the FCS lead with 18 interceptions and also ranked second in total defense (274.1 yards per game), third in scoring defense (15.8 points per game) and fourth in turnovers gained (26).

The Jackrabbits finished the 2022 season on a school-record 14-game winning streak and held the No. 1 ranking in both the Stats Perform media poll and FCS coaches' poll the final two months of the year.

Rogers was honored as the 2022 FCS Coordinator of the Year by FootballScoop.com, and also was selected to participate in the AFCA's 35 Under 35 Coaches Leadership Institute.

A former standout defensive player for South Dakota State, Rogers returned to his alma mater in June 2013 to coach the Jackrabbit linebackers. The 2022 campaign marked his first — and only — season as the team's sole defensive coordinator duties after sharing the role for three seasons. He previously was elevated to assistant head coach after the 2019 campaign.

In his first season, Rogers directed a linebacking corps whose three regular starters — R.C. Kilgore, T.J. Lally and Charles Elmore — combined for 290 tackles. Kilgore led the team with 134 tackles and also led the nation with five fumble recoveries en route to first-team all-Missouri Valley Football Conference recognition.

Rogers again coached a 100-tackle performer in 2014 as Lally led the squad with 117 tackles en route to earning second-team all-MVFC recognition.

The 2015 Jackrabbit linebacking crew again featured the squad's top two tacklers as Lally turned in the third 100-tackle season of his career with a team-best 102 stops and Jesse Bobbit added 97 tackles. Lally received second-team all-MVFC recognition for the third time, while Bobbit was an honorable mention selection.

Under Rogers' guidance, Christian Rozeboom burst onto the Football Championship landscape in 2016 by being named MVFC Freshman of the Year

and finishing second in the balloting for the STATS FCS Jerry Rice Award as the top freshman in the Football Championship Subdivision after tallying a team-best 132 tackles. In addition, fellow linebackers Jesse Bobbit and Dallas Brown capped strong careers in 2016. A second-team all-league selection, Bobbit ranked second on the squad with 110 tackles, while Brown led the team with three interceptions.

Rozeboom anchored the Jackrabbit linebacking corps over the next three seasons as he registered 100-plus tackles each year in becoming the SDSU career tackles leader with 475. He also earned first-team all-MVFC honors four times and was a three-time All-America selection. A multiple-time finalist for the Buck Buchanan Award as the top defensive player in the FCS ranks, Rozeboom would later sign a free agent contract with the Los Angeles Rams.

In taking on a new and expanded role in 2019, Rogers helped direct a Jackrabbit defense that ranked in the top three of the MVFC in seven different defensive categories.

Rogers' linebacking corps again earned multiple awards en route to the FCS title game during the 2020-21 season that was moved to the spring. The team's starters ranked as the top three tacklers during the 10-game season as Adam Bock (74 tackles), Logan Backhaus (72 tackles) and Preston Tetzlaff (70 tackles) paced the squad. Backhaus was honored on a number of All-America teams, while Bock was a freshman All-America honoree and Tetzlaff was awarded the NCAA Elite 90 Award at the national championship.

Jackrabbit linebackers were again the team's top two tacklers during the 2021 season as football returned to the fall. Sophomore Adam Bock registered a team-high 125 tackles and Isaiah Stalbird was second on the squad with 73 total stops. Bock was a late addition to the list of finalists for the Buck Buchanan Award and received All-America honors from several organizations after earning first-team all-MVFC recognition.

Rogers coached a 100-tackle linebacker in eight of his 10 seasons leading the position group.

A native of Hamilton, Arizona, Rogers previously served as a graduate assistant at Florida Atlantic University in Boca Raton, Florida. He spent the fall of 2012 as an offensive graduate assistant, working with the offensive line. In the spring of 2013 he transitioned back to the defensive side of the ball as he worked with the team's linebackers.

### THE ROGERS FILE

#### AS A PLAYER

- Four-Year Letterman (2006-09)
- Team Captain (2009)
- First-Team All-Great West Football Conference (2007)
- Second-Team All-Missouri Valley Football Conference (2008)
- Two-Time Team Tackles Leader (110 in 2007, 93 in 2008)
- Career Totals Included: 312 Tackles, 3 Interceptions and 3 Forced Fumbles

#### AS AN ASSISTANT COACH

- Team Record of 97-36 over 10 Seasons as a full-time assistant coach
- 10 Consecutive FCS Playoff Berths
- 2022 FCS National Champions
- Linebackers Coach (2013-22)
- Co-Defensive Coordinator (2019-21)
- Defensive Coordinator (2022)
- FootballScoop.com FCS Coordinator of the Year (2022)
- AFCA 35 Under 35 Coaches Leadership Institute (2022)





# 32-ADAM BOCK

## 6-1, 215, Junior • Linebacker

### Solon, Iowa (Solon H.S.)

#### FOOTBALL HONORS AND HIGHLIGHTS:

- Stats Perform FCS Buck Buchanan Award Finalist (2021)
- HERO Sports FCS All-America First Team (2021)
- Stats Perform FCS All-America Second Team (2021)
- HERO Sports FCS Sophomore All-America Team (2021)
- HERO Sports FCS Freshman All-America Team (2020-21)
- All-Missouri Valley Football Conference First Team (2021, 2022)
- MVFC All-Newcomer Team (2020-21)
- College Sports Communicators Academic All-District (2022)
- MVFC Defensive Player of the Week (April 17, 2021; Sept. 3, 2022)
- MVFC All-Academic/Scholar-Athlete First Team (2021, 2022)
- MVFC Commissioner's Academic Excellence Award (2020-21, 2022)
- MVFC Honor Roll (2019, 2020-21, 2021, 2022)
- Team Captain (2022, 2023)
- Returned interception 39 yards for touchdown in Nov. 27, 2021 FCS playoff game versus UC Davis
- Blocked and returned PAT for defensive extra point Oct. 30, 2021 at Youngstown State
- Has recorded double figures for tackles in a game 12 times in his career

#### SDSU SINGLE-SEASON TACKLES

1. Ross Shafrath, 2012 .....	150
2. R.C. Kilgore, 2013 .....	134
3. Christian Rozeboom, 2016 .....	132
4. Christian Rozeboom, 2017 .....	127
5. <b>Adam Bock, 2021.....</b>	<b>125</b>
6. T.J. Lally, 2014 .....	117
7. Chris Coquette, 2004.....	115
8. Christian Rozeboom, 2019 .....	111
9. Jimmy Rogers, 2007 .....	110
Jesse Bobbit, 2016 .....	110

Note: Tackles not officially recognized as an NCAA statistic until 2000

#### ADAM BOCK'S CAREER STATISTICS

YEAR	G	SOLO	AST	TOTAL	TFL-Yds	SACK-Yds	PBU	INT-Yds	BK	FR-Yds	FF
2019	4	3	1	4	0-0	0-0	0	0-0	0	0-0	0
2020-21	10	36	38	74	5.5-20	2.0-15	0	0-0	0	0-0	0
2021	15	66	59	125	9.5-31	2.5-15	6	2-55	1	0-0	2
2022	11	39	37	76	7.5-26	4.0-17	0	0-0	0	1-0	1
2023	1	5	5	10	1.5-9	1.0-8	0	0-0	0	0-0	0
<b>CAREER</b>	<b>41</b>	<b>149</b>	<b>140</b>	<b>289</b>	<b>24.0-86</b>	<b>9.5-55</b>	<b>6</b>	<b>2-55</b>	<b>1</b>	<b>1-0</b>	<b>3</b>

#### ADAM BOCK'S 2019 GAME-BY-GAME STATISTICS

Game	Solo	Ast	Total	TFL-Yds	Sack-Yds	Int-Yds	FF	FR
Drake	0	0	0	0-0	0-0	0-0	0	0
North Dakota St.	0	0	0	0-0	0-0	0-0	0	0
Illinois State	2	0	2	0-0	0-0	0-0	0	0
Northern Iowa	1	1	2	0-0	0-0	0-0	0	0
<b>Season Totals</b>	<b>3</b>	<b>1</b>	<b>4</b>	<b>0-0</b>	<b>0-0</b>	<b>0-0</b>	<b>0</b>	<b>0</b>

#### ADAM BOCK'S 2020-21 GAME-BY-GAME STATISTICS

Game	Solo	Ast	Total	TFL-Yds	Sack-Yds	Int-Yds	FF	FR
Northern Iowa	4	1	5	1.0-7	1.0-7	0-0	0	0
North Dakota	0	0	0	0-0	0-0	0-0	0	0
Western Illinois	3	5	8	0-0	0-0	0-0	0	0
Youngstown St.	1	1	2	0-0	0-0	0-0	0	0
Southern Illinois	2	8	10	0-0	0-0	0-0	0	0
North Dakota St.	8	5	13	2.5-4	0-0	0-0	0	0
Holy Cross	3	6	9	0-0	0-0	0-0	0	0
Southern Illinois	7	6	13	1.0-1	0-0	0-0	0	0
Delaware	4	2	6	1.0-8	1.0-8	0-0	0	0
Sam Houston	4	4	8	0-0	0-0	0-0	0	0
<b>Season Totals</b>	<b>36</b>	<b>38</b>	<b>74</b>	<b>5.5-20</b>	<b>2.0-15</b>	<b>0-0</b>	<b>0</b>	<b>0</b>

#### ADAM BOCK'S 2021 GAME-BY-GAME STATISTICS

Game	Solo	Ast	Total	TFL-Yds	Sack-Yds	Int-Yds	FF	FR
Colorado State	7	1	8	2.0-3	0-0	0-0	0	0
Lindenwood	2	1	3	0-0	0-0	0-0	0	0
Indiana State	0	10	10	0.5-0	0-0	1-16	0	0
Dixie State	2	1	3	0-0	0-0	0-0	0	0
Southern Illinois	10	7	17	0.5-2	0.5-2	0-0	1	0
Western Illinois	5	2	7	0-0	0-0	0-0	0	0
Northern Iowa	6	4	10	0-0	0-0	0-0	0	0
Youngstown St.	2	1	3	0.5-1	0-0	0-0	0	0
North Dakota St.	5	8	13	2.5-8	1.0-2	0-0	1	0
South Dakota	11	3	14	2.0-13	1.0-11	0-0	0	0
North Dakota	5	7	12	1.0-2	0-0	0-0	0	0
UC Davis	3	3	6	0-0	0-0	0-0	0	0
Sacramento St.	1	5	6	0-0	0-0	0-0	0	0
Villanova	3	4	7	0-0	0-0	0-0	0	0
Montana State	4	2	6	0.5-2	0-0	0-0	0	0
<b>Season Totals</b>	<b>66</b>	<b>59</b>	<b>125</b>	<b>9.5-31</b>	<b>2.5-15</b>	<b>1-16</b>	<b>2</b>	<b>0</b>

Note: Blocked and returned extra point for 2-point defensive conversion Oct. 30 at Youngstown State

## JACKRABBITS TO WATCH

### ADAM BOCK'S 2022 GAME-BY-GAME STATISTICS

Game	Solo	Ast	Total	TFL-Yds	Sack-Yds	Int-Yds	FF	FR
Iowa	6	7	13	0-0	0-0	0-0	1	1
UC Davis	6	3	9	1.0-1	0-0	0-0	0	0
Butler	3	1	4	0-0	0-0	0-0	0	0
Missouri State	4	3	7	1.0-5	1.0-5	0-0	0	0
Western Illinois	8	2	10	0-0	0-0	0-0	0	0
South Dakota	3	4	7	2.5-10	2.0-9	0-0	0	0
North Dakota St.	1	6	7	0-0	0-0	0-0	0	0
North Dakota	1	0	1	0-0	0-0	0-0	0	0
Indiana St.	DNP-Injury							
Northern Iowa	DNP-Injury							
Illinois State	DNP-Injury							
Delaware	DNP-Injury							
Holy Cross	1	3	4	0.5-4	0-0	0-0	0	0
Montana State	6	2	8	2.5-6	1.0-3	0-0	0	0
North Dakota St.	0	6	6	0-0	0-0	0-0	0	0
<b>Season Totals</b>	<b>39</b>	<b>37</b>	<b>76</b>	<b>7.5-26</b>	<b>4.0-17</b>	<b>0-0</b>	<b>1</b>	<b>1</b>

### ADAM BOCK'S 2023 GAME-BY-GAME STATISTICS

Game	Solo	Ast	Total	TFL-Yds	Sack-Yds	Int-Yds	FF	FR
Western Oregon	DNP-Injury							
Montana State	DNP-Injury							
Drake	DNP-Injury							
North Dakota	5	5	10	1.5-9	1.0-8	0-0	0	0
<b>Season Totals</b>	<b>5</b>	<b>5</b>	<b>10</b>	<b>1.5-9</b>	<b>1.0-8</b>	<b>0-0</b>	<b>0</b>	<b>0</b>



# 22-ISAIAH DAVIS

6-1 220, Senior • Running Back  
Joplin, Missouri (Joplin H.S.)

## FOOTBALL HONORS AND HIGHLIGHTS:

- HERO Sports FCS Sophomore All-America Team (2021)
- HERO Sports FCS Freshman All-America Team (2020-21)
- Phil Steele Co-Spring FCS Playoff MVP (2020-21)
- All-Missouri Valley Football Conference First Team (2022)
- All-MVFC Honorable Mention (2020-21)
- MVFC All-Newcomer Team (2020-21)
- MVFC Offensive Player of the Week (Oct. 1, 2022)
- MVFC Newcomer of the Week (March 20, 2021)
- MVFC Commissioner's Academic Excellence Award (2021)
- MVFC Honor Roll (2020-21, 2021)
- Team Captain (2023)
- Led team in rushing yards (818) and touchdowns (10) as a true freshman during 2020-21 season and again during the 2022 season (1,451 rushing yards, 15 touchdowns)
- Has topped the 100-yard mark for rushing 17 times during career — nine times in FCS playoff games
- Scored a rushing touchdown in 11 consecutive games, covering his final 10 games of the 2022 season and the 2023 season opener
- In first career start, tallied 150 yards on 22 carries and scored three touchdowns, including a 45-yard score, in regular season road win at Southern Illinois on March 20, 2021
- Tallied 305 all-purpose yards (178 rushing, 114 kickoff returns, 13 receiving) in 2020-21 Football Championship Subdivision national title game, including career-long 85-yard touchdown run
- Began his collegiate career by rushing 81 times before being tackled for a loss

## SDSU CAREER RUSHING YARDS

1. Josh Ranek, 1997-2001 .....	6,744
2. Zach Zenner, 2011-14 .....	6,548
3. Pierre Strong, Jr., 2018-21 .....	4,527
4. Kyle Minett, 2007-10 .....	4,277
5. Anthony Watson, 2003-06 .....	3,712
6. Dan Sonnek, 1984-87 .....	3,304
7. <b>Isaiah Davis, 2020-present .....</b>	<b>3,264</b>
8. Les Tuma, 1970-73 .....	3,018
9. Cory Koenig, 2004-07 .....	2,990
10. Brady Mengarelli, 2014-17 .....	2,677

## SDSU CAREER RUSHING TOUCHDOWNS

1. Josh Ranek, 1997-2001 .....	62
2. Zach Zenner, 2011-14 .....	61
3. Kyle Minett, 2007-10 .....	47
4. Pierre Strong, Jr., 2018-21 .....	40
5. <b>Isaiah Davis, 2020-present .....</b>	<b>36</b>
6. Jerry Welch, 1951-54 .....	34
7. Dan Sonnek, 1984-87 .....	32
8. Scott Nedved, 1998-2002 .....	30
9. Anthony Watson, 2003-06 .....	29
10. Darwin Gonnerman, 1966-68 .....	26
Taryn Christion, 2015-18 .....	26

## ISAIAH DAVIS' CAREER STATISTICS

Year	Rush	Yds	Avg	TD	LG	Rec	Yds	TD	LG	KOR	Yds	Avg	TD	LG
2020-21	96	818	8.5	10	*85	7	107	0	36	7	228	32.6	0	50
2021	95	701	7.4	7	53	2	8	0	8	0	0	0.0	0	0
2022	249	1,451	5.8	15	*47	21	173	0	19	0	0	0.0	0	0
2023	40	294	7.4	4	28	9	96	1	*23	0	0	0.0	0	0
<b>Career</b>	<b>480</b>	<b>3,264</b>	<b>6.8</b>	<b>36</b>	<b>*85</b>	<b>39</b>	<b>384</b>	<b>1</b>	<b>36</b>	<b>7</b>	<b>228</b>	<b>32.6</b>	<b>0</b>	<b>50</b>

\* denotes touchdown

## ISAIAH DAVIS' 2020-21 GAME-BY-GAME STATISTICS

Game	Rush	Yds	TD	LG	Rec	Yds	TD	LG	KOR	Yds	TD	LG
Northern Iowa	1	2	0	2	1	18	0	18	0	0	0	0
North Dakota	2	6	0	6	0	0	0	0	0	0	0	0
Western Illinois	9	118	1	*40	0	0	0	0	1	28	0	28
Youngstown State	3	12	0	8	0	0	0	0	0	0	0	0
Southern Illinois	22	150	3	*45	0	0	0	0	1	36	0	36
North Dakota State	16	84	1	13	3	36	0	23	0	0	0	0
Holy Cross	10	156	1	*60	0	0	0	0	0	0	0	0
Southern Illinois	10	42	1	12	1	4	0	4	1	50	0	50
Delaware	9	70	0	36	1	36	0	36	0	0	0	0
Sam Houston	14	178	3	*85	1	13	0	13	4	114	0	40
<b>Season Totals</b>	<b>96</b>	<b>818</b>	<b>10</b>	<b>*85</b>	<b>7</b>	<b>107</b>	<b>0</b>	<b>36</b>	<b>7</b>	<b>228</b>	<b>0</b>	<b>50</b>

## ISAIAH DAVIS' 2021 GAME-BY-GAME STATISTICS

Game	Rush	Yds	TD	LG	Rec	Yds	TD	LG	PR	Yds	TD	LG
Colorado State	15	84	1	32	0	0	0	0	1	1	0	1
Lindenwood	3	41	0	24	0	0	0	0	0	0	0	0
North Dakota	9	64	0	22	0	0	0	0	0	0	0	0
UC Davis	15	217	1	53	0	0	0	0	0	0	0	0
Sacramento State	19	108	2	11	1	8	0	8	1	17	0	17
Villanova	25	174	3	32	0	0	0	0	0	0	0	0
Montana State	9	13	0	8	1	0	0	0	0	0	0	0
<b>Season Totals</b>	<b>95</b>	<b>701</b>	<b>7</b>	<b>53</b>	<b>2</b>	<b>8</b>	<b>0</b>	<b>8</b>	<b>2</b>	<b>18</b>	<b>0</b>	<b>17</b>

Note: Missed eight games due to injury



## JACKRABBITS TO WATCH

### SDSU SINGLE-SEASON RUSHING YARDS

1. Josh Ranek, 1999 .....	2,055
2. Zach Zenner, 2012 .....	2,044
3. Zach Zenner, 2014 .....	2,019
4. Zach Zenner, 2013 .....	2,015
5. Josh Ranek, 1998 .....	1,881
6. Josh Ranek, 2001 .....	1,804
7. Pierre Strong, Jr.; 2021 .....	1,686
8. Dan Sonnek, 1985 .....	1,518
9. <b>Isaiah Davis, 2022.....</b>	<b>1,451</b>
10. Rick Wegher, 1984.....	1,317

### SDSU SINGLE-SEASON RUSHING TOUCHDOWNS

1. Josh Ranek, 1999 .....	25
2. Zach Zenner, 2013 .....	23
3. Zach Zenner, 2014 .....	22
4. Josh Ranek, 2001 .....	18
Pierre Strong, Jr; 2021 .....	18
6. Kyle Minett, 2009.....	16
7. Dan Nelson, 1993 .....	15
Paul Klinger, 1994 .....	15
Cory Koenig, 2007.....	15
<b>Isaiah Davis, 2022 .....</b>	<b>15</b>

### ISAIAH DAVIS' 2022 GAME-BY-GAME STATISTICS

Game	Rush	Yds	TD	LG	Rec	Yds	TD	LG	PR	Yds	TD	LG
Iowa	18	50	0	12	5	32	0	12	0	0	0	0
UC Davis	25	112	0	13	0	0	0	0	0	0	0	0
Butler	11	74	0	14	1	17	0	17	0	0	0	0
Missouri State	20	83	0	16	1	7	0	7	0	0	0	0
Western Illinois	27	199	2	38	2	16	0	14	0	0	0	0
South Dakota	15	108	3	*47	1	6	0	6	0	0	0	0
North Dakota St.	14	114	1	27	0	0	0	0	0	0	0	0
North Dakota	DNP-Injury											
Indiana State	7	37	2	10	0	0	0	0	0	0	0	0
Northern Iowa	24	105	1	9	5	34	0	19	0	0	0	0
Illinois State	16	50	1	8	3	33	0	13	0	0	0	0
Delaware	14	104	2	35	0	0	0	0	0	0	0	0
Holy Cross	20	154	1	27	1	0	0	0	0	0	0	0
Montana State	16	158	1	41	0	0	0	0	0	0	0	0
North Dakota St.	22	103	1	25	2	28	0	16	0	0	0	0
<b>Season Totals</b>	<b>249</b>	<b>1,451</b>	<b>15</b>	<b>*47</b>	<b>21</b>	<b>173</b>	<b>0</b>	<b>19</b>	<b>0</b>	<b>0</b>	<b>0</b>	<b>0</b>

\*Denotes touchdown

### ISAIAH DAVIS' 2023 GAME-BY-GAME STATISTICS

Game	Rush	Yds	TD	LG	Rec	Yds	TD	LG	PR	Yds	TD	LG
Western Oregon	4	19	1	11	1	9	0	9	0	0	0	0
Montana State	12	66	0	16	2	22	0	11	0	0	0	0
Drake	8	77	0	28	3	47	1	*23	0	0	0	0
North Dakota	16	132	3	22	3	18	0	9	0	0	0	0
<b>Season Totals</b>	<b>40</b>	<b>294</b>	<b>4</b>	<b>28</b>	<b>9</b>	<b>96</b>	<b>1</b>	<b>*23</b>	<b>0</b>	<b>0</b>	<b>0</b>	<b>0</b>



# 11-MARK GRONOWSKI

6-3, 225, Junior • Quarterback  
Naperville, Illinois (Neuqua Valley H.S.)

## FOOTBALL HONORS AND HIGHLIGHTS:

- Phil Steele FCS Freshman of the Year (2020-21)
- Stats Perform Jerry Rice Award Finalist/Runner-up (2020-21)
- HERO Sports FCS Freshman All-America Team (2020-21)
- HERO Sports FCS Sophomore All-America Team (2022)
- Missouri Valley Football Conference Offensive Player of the Year (2020-21)
- MVFC Newcomer/Freshman of the Year (2020-21)
- All-MVFC First Team (2020-21)
- All-MVFC Second Team (2022)
- Stats Perform FCS National Freshman Player of the Week (Feb. 19, 2021)
- MVFC Offensive Player of the Week (March 6, 2021; Sept. 24, 2022; Oct. 22, 2022)
- MVFC Newcomer of the Week (Feb. 19, 2021; April 17, 2021)
- Has passed and rushed for touchdowns in the same game 18 times in 29 career starts, including each of the last nine games dating back to November 2022
- College Sports Communicators Academic All-District (2022)
- MVFC Scholar-Athlete First Team (2022)
- MVFC Commissioner's Academic Excellence Award (2021, 2022)
- MVFC Honor Roll (2020-21, 2021, 2022)
- Team Captain (2022, 2023)

## SDSU CAREER PASSING YARDS

1. Taryn Christion, 2015-18 .....	11,535
2. Austin Sumner, 2011-14 .....	9,458
3. Ryan Berry, 2005-08 .....	6,023
4. Ted Wahl, 1985-88 .....	6,016
5. Brad Nelson, 2001-04 .....	5,382
6. Andy Rennerfeldt, 1997-2000 .....	5,377
7. <b>Mark Gronowski, 2020-present .....</b>	<b>5,230</b>
8. Dan Fjeldheim, 1999-2002 .....	5,176
9. Todd McDonald, 1990-93 .....	4,999
10. Mike Busch, 1984-85 .....	4,980

## SDSU SINGLE-SEASON PASSING YARDS

1. Taryn Christion, 2016 .....	3,714
2. Taryn Christion, 2017 .....	3,515
3. Chris Oladokun, 2021 .....	3,164
4. Brad Nelson, 2003 .....	3,141
5. Ryan Berry, 2008 .....	3,106
6. Taryn Christion, 2018 .....	3,020
7. Austin Sumner, 2013 .....	2,999
8. <b>Mark Gronowski, 2022 .....</b>	<b>2,967</b>
9. Todd McDonald, 1993 .....	2,715
10. Dan Fjeldheim, 2002 .....	2,663

## MARK GRONOWSKI'S CAREER STATISTICS

Year	GP	Eff.	Comp	Att	Int	Pct.	Yds	TD	LG	Rush	Yds	TD	LG
2020-21	10	150.51	108	188	3	57.4	1,565	15	*76	83	577	7	*80
2021	DNP-Injury												
2022	15	156.47	232	356	5	65.2	2,967	26	57	111	408	12	51
2023	4	175.10	52	79	1	65.8	698	9	40	19	78	4	*20
<b>Career</b>	<b>29</b>	<b>157.03</b>	<b>392</b>	<b>623</b>	<b>9</b>	<b>62.9</b>	<b>5,230</b>	<b>50</b>	<b>*76</b>	<b>213</b>	<b>1,063</b>	<b>23</b>	<b>*80</b>

\* denotes touchdown

## MARK GRONOWSKI'S 2020 GAME-BY-GAME STATISTICS

Game	Comp	Att	Int	Yds	TD	LG	Rush	Yds	TD	LG
^Northern Iowa	19	29	0	194	2	43	10	24	1	13
^North Dakota	16	32	2	309	2	*76	7	-5	0	5
^Western Illinois	12	19	0	178	2	*44	4	120	2	*80
^Youngstown State	12	28	1	158	1	39	9	15	1	8
^Southern Illinois	7	11	0	63	0	20	13	103	2	17
^North Dakota State	10	14	0	149	1	28	16	126	0	55
^Holy Cross	12	21	0	153	3	*45	2	15	0	9
^Southern Illinois	9	16	0	183	2	31	13	142	1	*67
^Delaware+	10	16	0	162	2	36	7	27	0	13
^Sam Houston	1	2	0	16	0	16	2	10	0	3
<b>Season Totals</b>	<b>108</b>	<b>188</b>	<b>3</b>	<b>1,565</b>	<b>15</b>	<b>*76</b>	<b>83</b>	<b>577</b>	<b>7</b>	<b>*80</b>

^ started game

+ caught 24-yard touchdown pass

## JACKRABBITS TO WATCH

### SDSU CAREER

#### PASSING TOUCHDOWNS

1. Taryn Christion, 2015-18 .....	104
2. Austin Sumner, 2011-14 .....	65
3. Ryan Berry, 2005-08 .....	56
<b>4. Mark Gronowski, 2020-present .....</b>	<b>50</b>
5. Brad Nelson, 2001-04 .....	47
6. Ted Wahl, 1985-88 .....	43
7. Ron Meyer, 1963-65 .....	41
8. Todd McDonald, 1990-93 .....	36
Noel Bouché, 1996-98 .....	36
10. Dan Fjeldheim, 1999-2002 .....	32
Andy Rennerfeldt, 1997-2000 .....	32

### SINGLE-SEASON

#### PASSING TOUCHDOWNS

1. Taryn Christion, 2017 .....	35
2. Taryn Christion, 2018 .....	32
3. Ryan Berry, 2008 .....	30
Taryn Christion, 2016 .....	30
5. Brad Nelson, 2003 .....	27
<b>6. Mark Gronowski, 2022 .....</b>	<b>26</b>
7. Todd McDonald, 1993 .....	25
Chris Oladokun, 2021 .....	25
9. Brad Nelson, 2004 .....	20
10. Ron Meyer, 1963 .....	19
Ryan Berry, 2007 .....	19
Austin Sumner, 2013 .....	19

### MARK GRONOWSKI'S 2022 GAME-BY-GAME STATISTICS

Game	Comp	Att	Int	Yds	TD	LG	Rush	Yds	TD	LG
^Iowa	10	26	0	87	0	20	10	-21	0	3
^UC Davis	13	21	2	110	1	17	7	9	2	7
^Butler	17	25	0	279	3	54	8	55	1	23
^Missouri State	22	29	0	319	4	*40	7	9	0	7
^Western Illinois	17	33	0	188	1	20	3	8	1	11
^South Dakota	12	20	1	136	1	*28	9	43	0	8
^North Dakota State	16	21	0	152	0	39	9	2	0	14
^North Dakota	15	20	0	197	3	39	6	20	2	10
^Indiana State	22	28	0	233	3	24	2	9	1	7
^Northern Iowa	21	34	1	263	1	57	4	20	0	11
^Illinois State	20	28	1	283	1	51	13	25	1	14
^Delaware	11	15	0	131	1	34	8	73	1	51
^Holy Cross	12	22	0	177	2	44	10	47	1	18
^Montana State	10	13	0	189	2	38	10	52	1	16
^North Dakota State	14	21	0	223	3	44	5	57	1	*51
<b>Season Totals</b>	<b>232</b>	<b>356</b>	<b>5</b>	<b>2,967</b>	<b>26</b>	<b>57</b>	<b>111</b>	<b>408</b>	<b>12</b>	<b>*51</b>

### MARK GRONOWSKI'S 2023 GAME-BY-GAME STATISTICS

Game	Comp	Att	Int	Yds	TD	LG	Rush	Yds	TD	LG
^Western Oregon	8	10	0	121	1	*31	2	11	1	*6
^Montana State	13	22	0	184	2	40	10	26	1	*20
^Drake	18	25	1	226	5	24	3	19	1	11
^North Dakota	13	22	0	167	1	27	4	22	1	14
<b>Season Totals</b>	<b>52</b>	<b>79</b>	<b>1</b>	<b>698</b>	<b>9</b>	<b>40</b>	<b>19</b>	<b>78</b>	<b>4</b>	<b>*20</b>





# 10-JAXON JANKE

6-3, 210, Senior • Wide Receiver

Madison, South Dakota (Madison H.S.)

## FOOTBALL HONORS AND HIGHLIGHTS:

- All-Missouri Valley Football Conference Second Team (2020-21, 2021, 2022)
- HERO Sports FCS Sophomore All-America Team (2020-21)
- HERO Sports FCS Freshman All-America First Team (2019)
- Phil Steele FCS Freshman All-America First Team (2019)
- MVFC All-Newcomer Team (2019)
- MVFC Special Teams Player of the Week (Sept. 7, 2019)
- College Sports Communicators Academic All-District (2022)
- MVFC Scholar-Athlete Second Team (2022)
- MVFC All-Academic Honorable Mention (2020-21, 2021)
- MVFC Commissioner's Academic Excellence Award (2019, 2020-21, 2021, 2022)
- MVFC Honor Roll (2019, 2020-21, 2021, 2022)
- Led team in receptions and receiving yards three times: 2020-21 (32-473), 2021 (72-1,165) and 2022 (60-857)
- Has topped the 100-yard mark for receiving eight times during career, including seven times in 2021
- Has caught two touchdown passes in a game four times in his career
- Ranks third in SDSU history in career receptions (209), fourth in receiving yards (3,053) and tied for fourth in career receiving touchdowns (26)
- Has a streak of a reception in 38 consecutive games

## JAXON JANKE'S CAREER STATISTICS

Year	Rec	Yds	Avg	TD	LG	PR	Yds	Avg	TD	LG	KOR	Yds	Avg	LG
2018	0	0	0.0	0	0	2	34	17.0	0	18	0	0	0.0	0
2019	29	353	12.2	4	38	27	289	10.7	1	*77	3	46	15.3	20
2020-21	32	473	14.8	6	*76	8	106	13.3	0	55	0	0	0.0	0
2021	72	1,165	16.2	5	55	0	0	0.0	0	0	0	0	0.0	0
2022	60	857	14.3	9	44	3	58	19.3	0	49	0	0	0.0	0
2023	16	205	12.8	2	27	0	0	0.0	0	0	0	0	0.0	0
<b>Career</b>	<b>209</b>	<b>3,053</b>	<b>14.6</b>	<b>26</b>	<b>*76</b>	<b>40</b>	<b>487</b>	<b>12.2</b>	<b>1</b>	<b>*77</b>	<b>3</b>	<b>46</b>	<b>15.3</b>	<b>20</b>

\* denotes touchdown

Note: Has four rushing attempts for 55 yards in career

## JAXON JANKE'S 2018 GAME-BY-GAME STATISTICS

Game	Rec	Yds	TD	LG	PR	Yds	TD	LG	KOR	Yds	LG
Indiana State	0	0	0	0	0	0	0	0	0	0	0
Youngstown St.	0	0	0	0	0	0	0	0	0	0	0
Illinois State	0	0	0	0	2	34	0	18	0	0	0
North Dakota St.	0	0	0	0	0	0	0	0	0	0	0
<b>Season Totals</b>	<b>0</b>	<b>0</b>	<b>0</b>	<b>0</b>	<b>2</b>	<b>34</b>	<b>0</b>	<b>18</b>	<b>0</b>	<b>0</b>	<b>0</b>

## JAXON JANKE'S 2019 GAME-BY-GAME STATISTICS

Game	Rec	Yds	TD	LG	PR	Yds	TD	LG	KOR	Yds	LG
Minnesota	2	20	0	11	0	0	0	0	0	0	0
Long Island	0	0	0	0	4	111	1	*77	0	0	0
Drake	1	12	0	12	3	14	0	11	0	0	0
Southern Utah	2	52	0	28	1	3	0	3	0	0	0
Southern Illinois	3	20	2	*12	3	8	0	11	1	14	14
Youngstown St.	4	32	0	17	2	34	0	19	1	12	12
Indiana State	3	47	1	*23	2	7	0	8	0	0	0
North Dakota St.	1	7	0	7	2	10	0	7	0	0	0
Missouri State	2	21	0	13	1	4	0	4	0	0	0
Illinois State	2	61	0	38	2	21	0	11	1	20	20
Northern Iowa	4	20	1	*10	3	48	0	34	0	0	0
South Dakota	3	41	0	26	2	12	0	8	0	0	0
Northern Iowa	2	20	0	15	2	17	0	8	0	0	0
<b>Season Totals</b>	<b>29</b>	<b>353</b>	<b>4</b>	<b>38</b>	<b>27</b>	<b>289</b>	<b>1</b>	<b>*77</b>	<b>3</b>	<b>46</b>	<b>20</b>

## JAXON JANKE'S 2020-21 GAME-BY-GAME STATISTICS

Game	Rec	Yds	TD	LG	PR	Yds	TD	LG	KOR	Yds	LG
Northern Iowa	4	29	1	12	1	14	0	14	0	0	0
North Dakota	7	161	2	*76	0	0	0	0	0	0	0
Western Illinois	4	68	0	42	1	5	0	5	0	0	0
Youngstown St.	3	19	1	*8	1	3	0	3	0	0	0
Southern Illinois	2	36	0	20	0	0	0	0	0	0	0
North Dakota St.	0	0	0	0	2	17	0	16	0	0	0
Holy Cross	5	37	1	*11	2	12	0	6	0	0	0
Southern Illinois	1	24	0	24	0	0	0	0	0	0	0
Delaware	3	64	1	*30	1	55	0	55	0	0	0
Sam Houston	3	35	0	16	0	0	0	0	0	0	0
<b>Season Totals</b>	<b>32</b>	<b>473</b>	<b>6</b>	<b>*76</b>	<b>8</b>	<b>106</b>	<b>0</b>	<b>55</b>	<b>0</b>	<b>0</b>	<b>0</b>

## JACKRABBITS TO WATCH

### JAXON JANKE'S 2021 GAME-BY-GAME STATISTICS

Game	Rec	Yds	TD	LG	PR	Yds	TD	LG	KOR	Yds	LG
Colorado State	3	58	0	22	0	0	0	0	0	0	0
Lindenwood	2	64	0	55	0	0	0	0	0	0	0
Indiana State	2	47	1	42	0	0	0	0	0	0	0
Dixie State	2	48	0	39	0	0	0	0	0	0	0
Southern Illinois	3	38	0	18	0	0	0	0	0	0	0
Western Illinois	9	101	1	32	0	0	0	0	0	0	0
Northern Iowa	4	83	0	28	0	0	0	0	0	0	0
Youngstown St.	7	111	0	22	0	0	0	0	0	0	0
North Dakota St.	6	118	0	38	0	0	0	0	0	0	0
South Dakota	7	105	0	49	0	0	0	0	0	0	0
North Dakota	8	103	1	24	0	0	0	0	0	0	0
UC Davis	2	18	0	13	0	0	0	0	0	0	0
Sacramento St.	5	48	0	16	0	0	0	0	0	0	0
Villanova	6	119	2	39	0	0	0	0	0	0	0
Montana State	6	104	0	35	0	0	0	0	0	0	0
<b>Season Totals</b>	<b>72</b>	<b>1,165</b>	<b>5</b>	<b>55</b>	<b>0</b>	<b>0</b>	<b>0</b>	<b>0</b>	<b>0</b>	<b>0</b>	<b>0</b>

Note: Recorded one rushing attempt for 7 yards versus Southern Illinois

### JAXON JANKE'S 2023 GAME-BY-GAME STATISTICS

Game	Rec	Yds	TD	LG	PR	Yds	TD	LG	Rush	Yds	LG
Western Ore.	3	41	0	20	0	0	0	0	0	0	0
Montana State	3	28	0	11	0	0	0	0	1	9	9
Drake	7	85	1	23	0	0	0	0	1	25	25
North Dakota	3	51	1	27	0	0	0	0	0	0	0
<b>Season Totals</b>	<b>16</b>	<b>205</b>	<b>2</b>	<b>27</b>	<b>0</b>	<b>0</b>	<b>0</b>	<b>0</b>	<b>2</b>	<b>34</b>	<b>25</b>

### JAXON JANKE'S 2022 GAME-BY-GAME STATISTICS

Game	Rec	Yds	TD	LG	PR	Yds	TD	LG	KOR	Yds	LG
Iowa	2	24	0	20	1	8	0	8	0	0	0
UC Davis	3	36	0	15	0	0	0	0	0	0	0
Butler	2	21	1	14	0	0	0	0	0	0	0
Missouri State	6	83	1	22	0	0	0	0	0	0	0
Western Illinois	9	94	1	19	0	0	0	0	0	0	0
South Dakota	4	76	1	*28	0	0	0	0	0	0	0
North Dakota St.	4	27	0	21	0	0	0	0	0	0	0
North Dakota	3	33	1	18	0	0	0	0	0	0	0
Indiana State	5	82	0	24	2	50	0	49	0	0	0
Northern Iowa	4	60	0	21	0	0	0	0	0	0	0
Illinois State	4	67	0	21	0	0	0	0	0	0	0
Delaware	4	38	1	14	0	0	0	0	0	0	0
Holy Cross	4	82	1	44	0	0	0	0	0	0	0
Montana State	3	74	0	38	0	0	0	0	0	0	0
North Dakota St.	3	60	2	30	0	0	0	0	0	0	0
<b>Season Totals</b>	<b>60</b>	<b>857</b>	<b>9</b>	<b>44</b>	<b>3</b>	<b>58</b>	<b>0</b>	<b>49</b>	<b>0</b>	<b>0</b>	<b>0</b>

Note: Recorded one rushing attempt for 14 yards versus Missouri State

## FOOTBALL CHAMPIONSHIP SUBDIVISION POLLS

### STATS PERFORM FCS POLL — OCT. 2

PL.	SCHOOL	2023 RECORD	POINTS	PR
1.	<i>South Dakota State [56]</i>	4-0	1,400	1
2.	<b>Montana State</b>	4-1	1,334	3
3.	Idaho	4-1	1,293	4
4.	Sacramento State	4-1	1,145	8
5.	Furman	3-1	1,114	7
6.	<b>Southern Illinois</b>	4-0	1,104	10
7.	<b>North Dakota State</b>	3-1	1,078	2
8.	Incarnate Word	3-1	999	9
9.	Delaware	3-1	860	11
10.	William & Mary	4-1	848	5
11.	Western Carolina	4-1	721	17
12.	Holy Cross	3-2	718	6
13.	Weber State	3-2	624	13
14.	North Carolina Central	4-1	572	15
15.	<b>South Dakota</b>	3-1	524	NR
16.	<b>North Dakota</b>	2-2	519	12
17.	Montana	4-1	409	18
18.	UT Martin	4-1	393	22
19.	Florida A&M	4-1	374	20
20.	UC Davis	3-2	334	21
21.	Harvard	3-0	241	NR
22.	Eastern Washington	2-3	215	19
23.	Central Arkansas	3-2	204	25
24.	Chattanooga	4-1	167	NR
25.	Elon	3-2	166	NR

Notes: First-place votes in brackets; opponents listed in **bold**

*Others receiving votes:* New Hampshire, 143; Rhode Island, 119; Albany, 117; Villanova, 117; Eastern Illinois, 79; **Northern Iowa, 64**; Austin Peay, 62; Tarleton, 46; Mercer, 29; Samford, 16; Southeast Missouri State, 16; **Youngstown State, 11**; Eastern Kentucky, 10; Fordham, 9.

### AFCA FCS COACHES' POLL — OCT. 2

PL.	SCHOOL	2023 RECORD	POINTS	PR
1.	<i>South Dakota State [26]</i>	4-0	650	1
2.	<b>Montana State</b>	4-1	621	3
3.	Idaho	4-1	595	6
4.	Furman	3-1	533	7
5.	<b>Southern Illinois</b>	4-0	514	10
6.	Incarnate Word	3-1	509	8
7.	Sacramento State	4-1	505	9
8.	<b>North Dakota State</b>	3-1	497	2
9.	William & Mary	4-1	393	4
10.	Delaware	3-1	390	12
11.	North Carolina Central	4-1	336	13
12.	Holy Cross	3-2	333	5
13.	Montana	4-1	297	16
14.	Weber State	3-2	292	14
15.	<b>North Dakota</b>	2-2	244	11
16.	Florida A&M	4-1	234	18
17.	Western Carolina	4-1	228	21
18.	UC Davis	3-2	215	20
19.	Harvard	3-0	200	24
20.	Chattanooga	4-1	188	22
21.	<b>South Dakota</b>	3-1	100	NR
22.	<b>Illinois State</b>	3-1	62	NR
23.	UT Martin	4-1	60	NR
24.	New Hampshire	2-3	51	17
25.	Eastern Illinois	4-1	45	NR
	Rhode Island	3-2	45	NR

Notes: First-place votes in brackets; opponents listed in **bold**

*Others receiving votes:* **Northern Iowa, 43**; Austin Peay, 36; Fordham, 36; Central Arkansas, 34; **Youngstown State, 32**; Mercer, 31; Eastern Washington, 27; Hampton, 25; Albany, 10; Stephen F. Austin, 10; Villanova, 9; Jackson State, 8; Eastern Kentucky, 4; Grambling State, 4; Samford, 2; Lafayette, 1; Princeton, 1.

## MISSOURI VALLEY FOOTBALL CONFERENCE

### 2023 MVFC STANDINGS

SCHOOL	CONFERENCE	PF	PA	OVERALL	PF	PA
South Dakota State	1-0	42	21	4-0	177	51
Southern Illinois	1-0	33	20	4-0	122	79
Illinois State	1-0	34	18	3-1	136	49
South Dakota	1-0	24	19	3-1	93	60
Northern Iowa	1-0	44	41	2-2	111	122
Murray State	1-0	30	28	2-2	85	129
North Dakota State	0-1	19	24	3-1	147	72
Youngstown State	0-1	41	44	2-2	148	117
North Dakota	0-1	21	42	2-2	131	113
Missouri State	0-1	20	33	1-3	127	133
Indiana State	0-1	28	30	0-4	42	143
Western Illinois	0-1	18	34	0-4	96	172

### RESULTS AND SCHEDULE

#### SATURDAY, SEPT. 30

\*Northern Iowa 44, Youngstown State 41  
 \*South Dakota 24, North Dakota State 19  
 \*South Dakota State 42, North Dakota 21  
 \*Southern Illinois 33, Missouri State 20  
 \*Murray State 30, Indiana State 28

#### SATURDAY, OCT. 7

\*Western Illinois at North Dakota, 1 p.m.  
 \*North Dakota State at Missouri State, 2 p.m.  
 \*Murray State at South Dakota, 2 p.m.  
 \*Southern Illinois at Youngstown State, 5 p.m.  
 \*Northern Iowa at Indiana State, 6 p.m.  
 \*South Dakota State at Illinois State, 6 p.m.

### 2023 PRESEASON POLL

1.	South Dakota State [44]	539
2.	North Dakota State [1]	492
3.	Northern Iowa	409
4.	North Dakota	399
5.	Southern Illinois	337
6.	Youngstown State	323
7.	Illinois State	269
8.	Missouri State	229
9.	South Dakota	226
10.	Indiana State	148
11.	Murray State	74
12.	Western Illinois	65



## VERSUS RANKED OPPONENTS

Since moving to the Football Championship Subdivision at the start of the 2004 season, the Jackrabbits have compiled a 56-52 record versus ranked opponents.

Following is a year-by-year look at games against ranked opponents:

### 2004 0-3 record

- at #13 Cal Poly (L, 7-14)
- at #24 Montana State (L, 24-27)
- at #1 Georgia Southern (L, 7-63)

### 2005 0-5 record

- at #3 Montana (L, 0-7)
- #12 Cal Poly (L, 16-24)
- at #16 Texas State (L, 12-42)
- #19 Georgia Southern (L, 42-55)
- at #20 North Dakota State (L, 17-41)

### 2006 3-3 record

- at #6 Montana (L, 7-36)
- at #12 Northern Iowa (L, 17-27)
- at #16 McNeese State (W, 20-17)
- at #4 Cal Poly (W, 29-28)
- #16 UC Davis (W, 22-21)
- at #4 North Dakota State (L, 28-41)

### 2007 2-2 record

- at #6 Youngstown State (L, 17-23)
- #5 Northern Iowa (L, 17-31)
- #19 Cal Poly (W, 48-35)
- #1 North Dakota State (W, 29-24)

### 2008 3-4 record

- #14 Youngstown State (W, 40-7)
- #15 Western Illinois (W, 24-22)
- #8 Northern Iowa (L, 20-34)
- #4 McNeese State (L, 44-46 - 3OT)
- #3 Cal Poly (L, 28-42)
- #9 Southern Illinois (L, 35-38)
- at #24 North Dakota State (W, 25-24)

### 2009 1-3 record

- at #17 Cal Poly (L, 14-21)
- vs. #6 Northern Iowa (W, 24-14)
- vs. #3 Southern Illinois (L, 15-34)
- ^at #1 Montana (L, 48-61)

### 2010 2-3 record

- at #16 Delaware (L, 3-26)
- at #15 Northern Iowa (L, 14-24)
- vs. #20 Western Illinois (W, 33-29)
- at #15 Southern Illinois (W, 31-10)
- at #20 North Dakota State (L, 24-31)

### 2011 0-3 record

- vs. #23 Indiana State (L, 28-38)
- vs. #2 Northern Iowa (L, 14-31)
- vs. #3/5 North Dakota State (L, 14-38)

### 2012 3-2 record

- at #22/25 Indiana State (W, 24-10)
- vs. #21/22 Youngstown St. (W, 41-28)
- at #1/1 North Dakota State (L, 17-20)
- ^vs. #25 Eastern Illinois (W, 58-10)
- ^at #1/1 North Dakota State (L, 3-28)

### 2013 3-2 record

- vs. #1/1 North Dakota State (L, 0-20)
- vs. #17/18 Northern Iowa (W, 37-34 - 2 OT)
- at #15/18 Youngstown St. (W, 42-13)
- ^at #8/9 Northern Arizona (W, 26-7)
- ^at #3/3 Eastern Washington (L, 17-41)

### 2014 3-4 record

- at #22/22 Illinois State (L, 10-45)
- at #20/21 Northern Iowa (W, 31-28)
- vs. #16/17 Youngstown State (L, 27-30)
- at #1/1 North Dakota State (L, 17-37)
- at #17/19 Indiana State (W, 32-17)
- ^at #17/17 Montana State (W, 47-40)
- at #2/3 North Dakota State (L, 24-27)

### 2015 3-3 record

- vs. #2/3 North Dakota State (L, 7-28)
- vs. #19/21 Indiana State (W, 24-7)
- at #11/12 Youngstown State (W, 38-8)
- vs. #22/25 Northern Iowa (L, 7-10)
- vs. #2/2 Illinois State (W, 25-20)
- ^at #16/17 Montana (L, 17-24)

### 2016 4-1 record

- vs. #8/8 Western Illinois (W, 52-14)
- at #1/1 North Dakota State (W, 19-17)
- vs. #12/13 Youngstown State (W, 24-10)
- ^vs. #9/10 Villanova (W, 10-7)
- ^at #3/3 North Dakota State (L, 10-36)

### 2017 6-2 record

- at #5/6 Youngstown State (L, 7-19)
- at #12/14 Western Illinois (W, 52-48)
- vs. #2/2 North Dakota State (W, 33-21)
- vs. #17/20 Illinois State (W, 27-24 - OT)
- at #15/16 South Dakota (W, 31-28)
- ^vs. #20/21 Northern Iowa (W, 37-22)
- ^vs. #20/21 New Hampshire (W, 56-14)
- ^at #1/1 James Madison (L, 16-51)

### 2018 2-3 record

- at #1/1 North Dakota State (L, 17-21)
- at #25 Northern Iowa (L, 9-24)
- at #9/11 Illinois State (W, 38-28)
- ^at #2/2 Kennesaw State (W, 27-17)
- ^at #1/1 North Dakota State (L, 21-44)

### 2019 2-3 record

- at #17/19 Youngstown State (W, 38-28)
- vs. #1/1 North Dakota State (L, 16-23)
- vs. #11/12 Illinois State (L, 18-27)
- vs. #4/5 Northern Iowa (W, 38-7)
- ^vs. #6/6 Northern Iowa (L, 10-13)

### 2020-21 5-2 record

- at #3 Northern Iowa (W, 24-20)
- at #14 North Dakota (L, 17-28)
- at #5/5 Southern Illinois (W, 44-3)
- at #2/3 North Dakota State (W, 27-17)
- ^vs. #14/14 Southern Illinois (W, 31-26)
- ^vs. #5/5 Delaware (W, 33-3)
- ^vs. #4/4 Sam Houston (L, 21-23)

### 2021 4-4 record

- vs. #7/8 Southern Illinois (L, 41-42 OT)
- vs. #20/24 Northern Iowa (L, 17-26)
- vs. #2/2 North Dakota State (W, 27-19)
- at #17/19 South Dakota (L, 20-23)
- ^vs. #14/16 UC Davis (W, 56-24)
- ^at #8/12 Sacramento State (W, 31-29)
- ^vs. #6/7 Villanova (W, 35-21)
- ^at #7/9 Montana State (L, 17-31)

### 2022 8-0 record

- vs. #25 UC Davis (W, 24-22)
- at #4/6 Missouri State (W, 28-14)
- at #1/1 North Dakota State (W, 23-21)
- at #20 North Dakota (W, 49-35)
- ^vs. #23 Delaware (W, 42-6)
- ^vs. #6/7 Holy Cross (W, 42-21)
- ^vs. #3/3 Montana State (W, 39-18)
- ^vs. #4/4 North Dakota State (W, 45-24)

### 2023 2-0 record

- vs. #3/3 Montana State (W, 20-16)
- vs. #11/12 North Dakota (W, 42-21)

^denotes FCS playoff game



# #1/1 SDSU 45, WESTERN OREGON 7

Aug. 31, 2023 • Dana J. Dykhouse Stadium (Att.: 16,258)

South Dakota State returned two interceptions for touchdowns in the first half and added more big plays on the offensive side of the ball to begin defense of its Football Championship Subdivision national title with a 45-7 victory over Western Oregon before a Dairy Drive crowd of 16,258 at Dana J. Dykhouse Stadium.

Top-ranked SDSU extended its school-record winning streak to 15 games in the season opener for both squads. The game also marked the first for the Jackrabbits under new head coach Jimmy Rogers.

SDSU scored on each of its first three offensive possessions in building a 35-0 lead through the first 20 minutes of the contest. The Jackrabbits took the opening kickoff and proceeded to march 72 yards on seven plays, the last 31 of which came on a Mark Gronowski pass to freshman wide receiver Griffin Wilde over the middle. Gronowski completed all four of his pass attempts on the drive for 58 yards.

Eighty seconds later, the SDSU defense tallied its first points of the night when DyShawn Gales deflected a pass into the hands of safety Colby Huerter, who returned the interception 54 yards for a touchdown.

The Jackrabbit lead grew to 21-0 later in the opening period when Isaiah Davis scampered around right end for a 4-yard touchdown run to finish off a seven-play, 52-yard drive.

SDSU's other starting safety, Tucker Large, got in the act early in the second quarter when he intercepted Gannon Winker's deep pass over the middle and weaved his way through traffic before following a convoy to the end zone for a 64-yard touchdown. It was the first interception by Large, who also returned a punt 25 yards in the opening quarter.

The Jackrabbits extended their lead to 42-0 with two more touchdowns in the second quarter — both on quarterback scrambles. First, Gronowski found paydirt from 6 yards out, while backup Chase Mason capped his first career drive directing the SDSU offense by slicing through the Wolves defense for a 33-yard scoring run.

Gronowski ended the night 8-for-10 passing for 121 yards, while Mason completed 5-of-9 attempts for 67 yards and added 40 rushing yards on three carries.

Reserves on both sides of the ball played the entire second half for the Jackrabbits. Hunter Dustman's 32-yard field goal late in the third period proved to be SDSU's only points of the second half.

Western Oregon, meanwhile, ended the shutout bid with a touchdown with 3 minutes and 47 seconds remaining in the game. Backup quarterback Jordan McCarty led the Wolves on a six-play, 78-yard drive that ended with McCarty scoring from 9 yards out. A 24-yard run by Jermaine Land on the preceding play gave WOU first and goal.

SDSU finished with a 403-209 advantage in total offense. Amar Johnson paced the Jackrabbit rushing attack with 70 yards on eight carries, while Wilde was the leading receiver with four catches for 79 yards.

McCarty was the leading rusher for WOU with 37 yards on eight carries and also completed both of his pass attempts for 40 yards. Winker ended the night 12-for-23 for only 67 yards and was picked off three times. Keyvaun Eady tallied four receptions for 39 yards.

Saiveon Williamson, starting in place of an injured Adam Bock at middle linebacker, registered a team-high eight stops for SDSU, including 1.5 tackles for loss.

Western Oregon's Daron Ulrich Jr. led all players with 11 stops.



Tucker Large returned an interception 64 yards for a touchdown on the first play of the second quarter and was one of two pick-sixes in the game for the Jackrabbits.

SCORE BY QUARTERS	1	2	3	4	FINAL
Western Oregon (0-1)	0	0	0	7	7
South Dakota State (1-0)	21	21	3	0	45

## SCORING SUMMARY

1st	11:18	SDSU	–	Griffin Wilde 31 yd pass from Mark Gronowski (Hunter Dustman kick)
1st	9:58	SDSU	–	Colby Huerter 54 yd interception return (Dustman kick)
1st	2:17	SDSU	–	Isaiah Davis 4 yd run (Dustman kick)
2nd	14:41	SDSU	–	Tucker Large 64 yd interception return (Dustman kick)
2nd	10:13	SDSU	–	Mark Gronowski 6 yd run (Dustman kick)
2nd	00:55	SDSU	–	Chase Mason 33 yd run (Dustman kick)
3rd	5:34	SDSU	–	Dustman 32 yd field goal
4th	3:47	WOU	–	Jordan McCarty 9 yd run (Charlie Shulkin kick)

TEAM STATISTICS	WOU	SDSU
FIRST DOWNS	13	21
RUSHES-YARDS (NET)	29-102	34-209
PASSING YDS (NET)	107	194
Passes Att-Comp-Int	25-14-3	23-14-0
TOTAL OFFENSE PLAYS-YARDS	54-209	57-403
Punt Returns-Yards	0-0	3-3-0
Kickoff Returns-Yards	3-33	2-50
Interception Returns-Yards	0-0	3-118
Punts (Number-Avg)	6-28.8	1-51
Fumbles-Lost	0-0	0-0
Penalties-Yards	3-32	9-81
Possession Time	30:05	29:55
Third-Down Conversions	3 of 12	5 of 9
Fourth-Down Conversions	0 of 0	0 of 1
Red-Zone Scores-Chances	1-2	3-3
Sacks By: Number-Yards	0-0	0-0

**RUSHING LEADERS:** WOU - Jordan McCarty 8-37; Jermaine Land 1-24; Dominique Loggins 10-19; Austin Bacher 8-16; Gannon Winker 2-6. SDSU - Amar Johnson 8-70; Angel Johnson 10-48; Chase Mason 3-40; Isaiah Davis 4-19; Jon Bell 2-13; Mark Gronowski 2-11; Isaac Krael 2-11; Kirby Vorhees 1-1. **PASSING LEADERS:** WOU - Gannon Winker 12-23-3 67; Jordan McCarty 2-2-0 40. SDSU - Mark Gronowski 8-10-0 121; Chase Mason 5-9-0 67; Jon Bell 1-4-0 6. **RECEIVING LEADERS:** WOU - Keyvaun Eady 4-39; Damon Hickok 3-40; Dominique Loggins 3-12; London Smalley 2-3. SDSU - Griffin Wilde 4-79; Jaxon Janke 3-41; Devon Cole Jr. 2-26; Graham Goering 1-13; Zach Heins 1-11; Isaiah Davis 1-9; Mike Morgan 1-9; Angel Johnson 1-6. **INTERCEPTIONS:** WOU - none. SDSU - Tucker Large 1-64; Colby Huerter 1-54; Kolten Tilford 1-0. **SACKS:** WOU - none. SDSU - none. **TACKLE LEADERS (UA-A-TOT):** WOU - Daron Ulrich Jr. 8-3-11; Luis Vicino 4-2-6; Dawson Muggy 6-0-6; Andrew Simpson 4-1-5; Malcolm Liufau 3-2-5. SDSU - Saiveon Williamson 3-5-8; Jason Freeman 3-2-5; DyShawn Gales 2-2-4; Caleb Franci 3-1-4; Matthew Durrance 3-1-4.

## #1/1 SDSU 20, #3/3 MONTANA STATE 16

Sept. 9, 2023 • Dana J. Dykhouse Stadium (Att.: 19,332)

Top-ranked South Dakota State scored three second-half touchdowns and survived a wild finish to outlast third-ranked Montana State, 20-16, before a sold-out Beef Bowl crowd of 19,332 Sept. 9 at Dana J. Dykhouse Stadium.

The Jackrabbits, who took the lead for good on a 35-yard catch and touchdown run by freshman wide receiver Griffin Wilde, improved to 2-0 on the season and extended their school-record winning streak to 16 games. Montana State dropped to 1-1 overall.

The Bobcats controlled the first half, holding SDSU scoreless thanks to a stout defense and a ball-control, dual-quarterback offense that built a 2-to-1 advantage in time of possession. After forcing a fumble on the Jackrabbits' first offensive drive, MSU opened the scoring with a 10-play, 57-yard march. Tommy Mellott recorded a pair of 8-yard carries and completed a pair of passes for another 14 yards before turning the offense over to Sean Chambers, who rushed four times for 17 yards, ending the first scoring drive with a 2-yard run.

SDSU managed only 17 yards of total offense on nine plays in the first quarter and saw its struggles continue as the Bobcats extended their lead to 10-0 on a 27-yard field goal by Brendan Hall six minutes into the second quarter.

The Jackrabbits got the spark they needed on the first play from scrimmage of the second half when Amar Johnson scampered around left end for a 26-yard gain into Montana State territory. Six plays later, quarterback Mark Gronowski found the end zone from 20 yards out down the right sideline.

On their next possession, SDSU strung together an 11-play, 95-yard drive that lasted the final 5:55 of the third quarter and ended two plays and 45 seconds into the fourth quarter as Gronowski zipped a pass down the left hash to tight end Zach Heins for a 16-yard touchdown and a 13-10 lead.

However, SDSU missed the extra point as errors on special teams cropped in the fourth quarter. The Jackrabbits were able to overcome a 59-yard return by Marqui Johnson on the ensuing kickoff as Cale Reeder intercepted a Chambers pass over the middle.

Following the turnover, SDSU was forced to punt from the shadow of its own goal line and Julius Davis broke through to block Hunter Dustman's attempt, which was recovered at the 1-yard line. Chambers was stuffed shy of the goal line on each of the first two plays before the Bobcats were flagged for the second of what would be six false-start penalties going into the teeth of the Jackrabbit student section in the fourth quarter. Hall's second field goal, this time from 19 yards, tied the game at 13-all.

After another Jackrabbit punt midway through the final quarter, the Bobcats regained the lead on a 24-yard field goal by Hall. The Bobcats converted on fourth-and-1 near midfield on the first set of downs, but three more false-start miscues forced MSU to again settle for a field goal.

SDSU struck quickly to take the lead back, needing only two plays and 41 seconds to cover 75 yards. On the first play of the drive, Gronowski connected with Grahm Goering down the right sideline for 40 yards to the Bobcat 35. Then, Wilde caught a pass in the right flat from Gronowski at the line of scrimmage, made a group of Bobcat defenders miss en route to the end zone.

However, the game was far from over even though only 83 seconds remained on the clock. Taking over at their own 25, Chambers moved the Bobcats into scoring territory with both his arm and his legs. With nine ticks left on the clock and the ball at the SDSU 24, Chambers fired a pass over the middle to the back of the end zone that was caught by Clevan Thomas Jr. Originally, the play was ruled a touchdown, but after a lengthy review, was overturned as Thomas was deemed to have caught the ball with both feet out of bounds with one second remaining.

Chambers' final pass attempt of the night was under duress and fell short of the goal line, allowing the Jackrabbits to extend their home winning streak to 14 games dating back to the 2021 campaign.

SDSU finished with a 341-298 edge in total offense, including a 184-87 advantage through the air. Gronowski completed 13-of-22 passes for 184 yards



Griffin Wilde scored the game-winning touchdown on a 35-yard catch and run with 1 minute and 30 seconds remaining in the Sept. 9 showdown against Montana State.

with Jaxon Janke leading receivers with three catches for 28 yards. Wilde tallied two catches for 49 yards.

Isaiah Davis paced the ground game with 66 yards on 12 carries and added two catches for 22 yards.

Chambers ended the night with 90 rushing yards on 20 carries and converted 3-of-9 passing attempts for 53 yards. Mellott was a perfect 6-for-6 passing in the first half for 34 yards and contributed 46 rushing yards on 11 attempts.

Williamson and Colby Huerter each registered game-high 10 tackles for the Jackrabbits. Danny Uliulakepa, who forced the SDSU fumble on a strip-sack in the first half, tallied a team-best seven tackles for Montana State.

SCORE BY QUARTERS	1	2	3	4	FINAL
Montana State (1-1)	7	3	0	6	16
South Dakota State (1-0)	0	0	7	13	20

### SCORING SUMMARY

1st	4:14	MSU – Sean Chambers 2 yd run (Brendan Hall kick)
2nd	8:49	MSU – Hall 27 yd field goal
3rd	10:49	SDSU – Mark Gronowski 20 yd run (Hunter Dustman kick)
4th	14:15	SDSU – Zach Heins 16 yd pass from Gronowski (kick failed)
4th	10:15	MSU – Hall 19 yd field goal
4th	2:04	MSU – Hall 24 yd field goal
4th	1:30	SDSU – Griffin Wilde 35 yd pass from Gronowski (Dustman kick)

TEAM STATISTICS	MSU	SDSU
FIRST DOWNS	17	20
RUSHES-YARDS (NET)	48-211	29-157
PASSING YDS (NET)	87	184
Passes Att-Comp-Int	15-9-1	22-13-0
TOTAL OFFENSE PLAYS-YARDS	63-298	51-341
Punt Returns-Yards	3-22	0-0
Kickoff Returns-Yards	3-89	0-0
Interception Returns-Yards	0-0	1-0
Punts (Number-Avg)	3-40.0	4-31.0
Fumbles-Lost	0-0	1-1
Penalties-Yards	12-80	7-75
Possession Time	35:23	24:37
Third-Down Conversions	4 of 12	5 of 9
Fourth-Down Conversions	1 of 1	0 of 0
Red-Zone Scores-Chances	4-5	2-2
Sacks By: Number-Yards	3-15	0-0

**RUSHING LEADERS:** MSU - Sean Chambers 20-90; Julius Davis 12-57; Tommy Mellott 11-46; Jared White 4-16. SDSU - Isaiah Davis 12-66; Amar Johnson 5-47; Mark Gronowski 10-26; Jaxon Janke 1-9; Angel Johnson 1-9. **PASSING LEADERS:** MSU - Sean Chambers 3-9-1 53; Tommy Mellott 6-6-0 34. SDSU - Mark Gronowski 13-22-0 184. **RECEIVING LEADERS:** MSU - Deryk Snell 3-38; Julius Davis 3-14. SDSU - Jaxon Janke 3-28; Griffin Wilde 2-49; Zach Heins 2-25; Isaiah Davis 2-22; Amar Johnson 2-19. **INTERCEPTIONS:** MSU - none. SDSU - Cale Reeder 1-0. **SACKS:** MSU - Rylan Ort 1.0-10; Danny Uliulakepa 1.0-3; Kenneth Eiden IV 1.0-2. SDSU - none. **TACKLE LEADERS (UA-A-TOT):** MSU - Danny Uliulakepa 4-3-7; Rylan Ort 5-1-6; Dru Polidore 2-3-5; McCade O'Reilly 2-3-5. SDSU - Saiveon Williamson 4-6-10; Colby Huerter 5-5-10; Cale Reeder 6-2-8; Tucker Large 7-0-7; Jason Freeman 1-4-5; DyShawn Gales 3-2-5; Isaiah Stalbird 1-4-5.



## GAME 3 RECAP

### #1/1 SDSU 70, DRAKE 7

Sept. 16, 2023 • Target Field (Att.: 18,174)

MINNEAPOLIS — South Dakota State racked up its most points and yards in a game in five years, rolling past Drake, 70-7, Saturday in a nonconference football game Sept. 16 at Target Field.

Nine different players found the end zone for the top-ranked Jackrabbits, who improved to 3-0 on the season and ran their school-record winning streak to 17 games. Drake dropped to 0-3.

Drake put the first — and its only — points on the board before the crowd of 18,174 had a chance to settle into its seats. On the first play from scrimmage, Bulldog quarterback Luke Bailey connected with Colin Howard on a deep pass down the middle of the field for a 53-yard gain to the SDSU 30. Two plays and a penalty later, Bailey hooked up again with Howard for a 35-yard touchdown 2 minutes and 17 seconds into the contest.

From there, it was all Jackrabbits. SDSU needed only four plays to knot the game at 7-all as Isaiah Davis caught a short pass from Mark Gronowski and scored from 23 yards out.

On the next possession, SDSU converted twice on third and long after the Jackrabbits were set up in Drake territory after a 42-yard punt return by Tucker Large to the Bulldog 36. Tight end Kevin Brenner finished off the drive with a 3-yard touchdown reception from Gronowski.

The Jackrabbits pushed their lead to 35-7 with three more touchdowns in the second quarter. Gronowski tossed scoring passes of 13 yards to Zach Heins and 18 yards to freshman wide receiver Griffin Wilde around a 1-yard touchdown run by Amar Johnson. Large set up Johnson's touchdown with a 61-yard punt return to the Drake 18.

As a team, SDSU recorded 179 yards on six punt returns and added 73 more yards on a pair of kickoff returns by Amar Johnson. Large ended the day with what is believed to be a school-record 149 yards on four punt returns, with Devon Cole tallying 24 yards on his lone return and Dalys Beanum adding a 6-yard return.

Gronowski, who accounted for a career-high six touchdowns, ended his afternoon with a 5-yard touchdown run and a 1-yard touchdown pass to Jaxon Janke on the first two Jackrabbit drives of the third quarter. Gronowski, whose five touchdown passes also were a career best, completed 18-of-25 passes for 226 yards as he topped the 5,000-yard mark for his career.

Janke notched season highs of seven catches and 85 receiving yards as 10 different Jackrabbits caught passes on the day.

SDSU's final three touchdowns covered 20 or more yards, including two by Angel Johnson. First, Johnson closed out a 21-point third quarter with a 21-yard score, followed by a 66-yard touchdown run midway through the fourth quarter. In between, backup quarterback Chase Mason scampered 69 yards through the Bulldog defense for his second rushing touchdown of the season.

The Jackrabbits amassed 618 yards of total offense, including a 359-47 advantage on the ground. Angel Johnson paced the rushing attack with 90 yards on only four carries, while Davis gained 77 yards on eight attempts.

Bailey led Drake by going 16-of-29 for 201 yards through the air and gaining 25 yards on three rushing attempts.

Daeton Mcgaughy led all players with nine tackles, including a tackle for loss, for the Jackrabbits.



Angel Johnson scored second-half touchdowns on runs of 21 and 66 yards as South Dakota State cruised past Drake, 70-7, in a Sept. 16 game played at Target Field in Minneapolis.

SCORE BY QUARTERS	1	2	3	4	FINAL
Drake (0-3)	7	0	0	0	7
South Dakota State (3-0)	14	21	21	14	70

#### SCORING SUMMARY

1st	12:43	DU	Colin Howard 35 yd pass from Luke Bailey (Shane Dunning kick)
1st	10:37	SDSU	Isaiah Davis 23 yd pass from Mark Gronowski (Hunter Dustman kick)
1st	4:12	SDSU	Kevin Brenner 3 yd pass from Gronowski (Dustman kick)
2nd	10:28	SDSU	Zach Heins 13 yd pass from Gronowski (Dustman kick)
2nd	5:13	SDSU	Amar Johnson 1 yd run (Dustman kick)
2nd	2:08	SDSU	Griffin Wilde 18 yd pass from Gronowski (Dustman kick)
3rd	12:51	SDSU	Gronowski 5 yd run (Dustman kick)
3rd	8:34	SDSU	Jaxon Janke 1 yd pass from Gronowski (Dustman kick)
3rd	4:47	SDSU	Angel Johnson 21 yd run (Dustman kick)
4th	13:18	SDSU	Chase Mason 69 yd run (Dustman kick)
4th	8:18	SDSU	Angel Johnson 66 yd run (Dustman kick)

#### TEAM STATISTICS

	DU	SDSU
FIRST DOWNS	10	27
RUSHES-YARDS (NET)	27-47	33-359
PASSING YDS (NET)	220	259
Passes Att-Comp-Int	34-20-0	30-21-1
TOTAL OFFENSE PLAYS-YARDS	61-267	63-618
Punt Returns-Yards	1-3	6-179
Kickoff Returns-Yards	3-45	2-73
Interception Returns-Yards	1-0	0-0
Punts (Number-Avg)	10-38.4	2-39.5
Fumbles-Lost	0-0	0-0
Penalties-Yards	6-36	4-55
Possession Time	32:11	27:49
Third-Down Conversions	3 of 16	6 of 8
Fourth-Down Conversions	1 of 1	0 of 0
Red-Zone Scores-Chances	0-0	6-6
Sacks By: Number-Yards	0-0	0-0

**RUSHING LEADERS:** DU - Luke Bailey 3-25; Luke Woodson 7-17; Christian Galvan 6-6; Dorian Boylind 7-6 SDSU - Angel Johnson 4-90; Isaiah Davis 8-77; Chase Mason 1-69; Amar Johnson 12-63; Jaxon Janke 1-25; Mark Gronowski 3-19; Kirby Vorhees 4-16. **PASSING LEADERS:** DU - Luke Bailey 16-29-0 201; Blake Ellingson 4-5-0 19. SDSU - Mark Gronowski 18-25-1 226; Chase Mason 3-4-0 33; Jon Bell 0-1-0 0. **RECEIVING LEADERS:** DU - Christian Galvan 4-13; Colin Howard 3-103; Taj Hughes 3-46; Garrett Vander Leest 3-11; Sam Rodriguez 2-24; Tim Nesslage 2-9. SDSU - Jaxon Janke 7-85; Isaiah Davis 3-47; Mike Morgan 2-29; Zach Heins 2-21; Graham Goering 2-19; Marcus Preston 1-20; Griffin Wilde 1-18; Greyton Gannon 1-11; Amar Johnson 1-6; Kevin Brenner 1-3. **INTERCEPTIONS:** DU - Tyler Radoch 1-0. SDSU - none. **SACKS:** DU - none. SDSU - none. **TACKLE LEADERS (UA-A-TOT):** DU - Sean Allison 5-1-6; Caleb Bowling 3-3-6; Tyler Radocha 3-2-5; Finn Claypool 2-2-4. SDSU - Daeton Mcgaughy 8-1-9; Saiveon Williamson 3-2-5; Cullen McShane 3-2-5; Graham Spalding 2-3-5; Jason Freeman 2-2-4.

## GAME 4 RECAP

### #1/1 SDSU 42, #11/12 NORTH DAKOTA 21

Sept. 30, 2023 • Dana J. Dykhouse Stadium (Att.: 19,231)

MINNEAPOLIS — South Dakota State racked up its most points and yards in a game in five years, rolling past Drake, 70-7, Saturday in a nonconference football game Sept. 16 at Target Field.

Nine different players found the end zone for the top-ranked Jackrabbits, who improved to 3-0 on the season and ran their school-record winning streak to 17 games. Drake dropped to 0-3.

Drake put the first — and its only — points on the board before the crowd of 18,174 had a chance to settle into its seats. On the first play from scrimmage, Bulldog quarterback Luke Bailey connected with Colin Howard on a deep pass down the middle of the field for a 53-yard gain to the SDSU 30. Two plays and a penalty later, Bailey hooked up again with Howard for a 35-yard touchdown 2 minutes and 17 seconds into the contest.

From there, it was all Jackrabbits. SDSU needed only four plays to knot the game at 7-all as Isaiah Davis caught a short pass from Mark Gronowski and scored from 23 yards out.

On the next possession, SDSU converted twice on third and long after the Jackrabbits were set up in Drake territory after a 42-yard punt return by Tucker Large to the Bulldog 36. Tight end Kevin Brenner finished off the drive with a 3-yard touchdown reception from Gronowski.

The Jackrabbits pushed their lead to 35-7 with three more touchdowns in the second quarter. Gronowski tossed scoring passes of 13 yards to Zach Heins and 18 yards to freshman wide receiver Griffin Wilde around a 1-yard touchdown run by Amar Johnson. Large set up Johnson's touchdown with a 61-yard punt return to the Drake 18.

As a team, SDSU recorded 179 yards on six punt returns and added 73 more yards on a pair of kickoff returns by Amar Johnson. Large ended the day with what is believed to be a school-record 149 yards on four punt returns, with Devon Cole tallying 24 yards on his lone return and Dalys Beanum adding a 6-yard return.

Gronowski, who accounted for a career-high six touchdowns, ended his afternoon with a 5-yard touchdown run and a 1-yard touchdown pass to Jaxon Janke on the first two Jackrabbit drives of the third quarter. Gronowski, whose five touchdown passes also were a career best, completed 18-of-25 passes for 226 yards as he topped the 5,000-yard mark for his career.

Janke notched season highs of seven catches and 85 receiving yards as 10 different Jackrabbits caught passes on the day.

SDSU's final three touchdowns covered 20 or more yards, including two by Angel Johnson. First, Johnson closed out a 21-point third quarter with a 21-yard score, followed by a 66-yard touchdown run midway through the fourth quarter. In between, backup quarterback Chase Mason scampered 69 yards through the Bulldog defense for his second rushing touchdown of the season.

The Jackrabbits amassed 618 yards of total offense, including a 359-47 advantage on the ground. Angel Johnson paced the rushing attack with 90 yards on only four carries, while Davis gained 77 yards on eight attempts.

Bailey led Drake by going 16-of-29 for 201 yards through the air and gaining 25 yards on three rushing attempts.

Daeton Mcgaughy led all players with nine tackles, including a tackle for loss, for the Jackrabbits.



Isaiah Davis rushed for 132 yards and scored three touchdowns in South Dakota State's 42-21 victory over North Dakota in the Missouri Valley Football Conference opener for both teams Sept. 30.

SCORE BY QUARTERS	1	2	3	4	FINAL
North Dakota (2-2, 0-1)	0	7	0	14	21
South Dakota State (4-0, 1-0)	14	7	7	14	42

#### SCORING SUMMARY

1st	11:03	SDSU	—	Mark Gronowski 1 yd run (Hunter Dustman kick)
1st	4:42	SDSU	—	Isaiah Davis 6 yd run (Dustman kick)
2nd	10:24	UND	—	Quincy Vaughn 1 yd run (C.J. Elrichs kick)
2nd	00:40	SDSU	—	Jaxon Janke 6 yd pass from Gronowski (Dustman kick)
3rd	7:56	SDSU	—	Davis 3 yd run (Dustman kick)
4th	14:02	SDSU	—	Davis 1 yd run (Dustman kick)
4th	5:58	UND	—	Luke Skokna 5 yd pass from Tommy Schuster (Elrichs kick)
4th	3:28	SDSU	—	Angel Johnson 50 yd run (Dustman kick)
4th	00:45	UND	—	Trey Feeney 5 yd run (Elrichs kick)

#### TEAM STATISTICS

	UND	SDSU
FIRST DOWNS	17	26
RUSHES-YARDS (NET)	26-68	37-266
PASSING YDS (NET)	166	167
Passes Att-Comp-Int	33-25-0	22-13-0
TOTAL OFFENSE PLAYS-YARDS	59-234	59-433
Punt Returns-Yards	0-0	2-59
Kickoff Returns-Yards	2-30	1-17
Interception Returns-Yards	0-0	0-0
Punts (Number-Avg)	4-47.8	1-29.0
Fumbles-Lost	0-0	0-0
Penalties-Yards	3-17	6-68
Possession Time	29:39	30:21
Third-Down Conversions	6 of 13	6 of 8
Fourth-Down Conversions	1 of 1	1 of 1
Red-Zone Scores-Chances	3-3	5-5
Sacks By: Number-Yards	0-0	2-12

**RUSHING LEADERS:** UND - Gaven Ziebarth 5-22; Luke Skokna 4-17; Tommy Schuster 6-16;

Quincy Vaughn 5-5; Trey Feeney 1-5; Isaiah Smith 4-3. SDSU - Isaiah Davis 16-132; Angel Johnson 2-58; Amar Johnson 13-56; Mark Gronowski 4-22.

**PASSING LEADERS:** UND - Tommy Schuster 19-24-0 118; Trey Feeney 6-8-0 48. SDSU - Mark Gronowski 13-22-0 167.

**RECEIVING LEADERS:** UND - Red Wilson 5-45; Bo Berlquist 4-23; Wesley Eliodor 4-16; Luke Skokna 3-20; Elijah Klein 2-23; Jaden Norby 2-19; Gaven Ziebarth 2-2. SDSU - Jaxon Janke 3-51; Zach Heins 3-46; Isaiah Davis 3-18; Amar Johnson 2-23; Jadon Janke 1-19; Angel Johnson 1-10.

**INTERCEPTIONS:** UND - none. SDSU - none. **SACKS:** UND - none. SDSU - Adam Bock 1.0-8; Cade Terveer 1.0-4.

**TACKLE LEADERS (UA-A-TOT):** UND - Malachi Buckner 5-2-7; Malachi McNeal 3-3-6; Kadon Kauppinen 3-3-6; Ted Mullin 2-3-5. SDSU - Adam Bock 5-5-10; Isaiah Stalbird 6-2-8; Jason Freeman 3-1-4; Graham Spalding 2-2-4.



## 2023 South Dakota State University Football Overall Statistics (as of Sep 30, 2023)

Team Statistics	SDS	OPP
SCORING	177	51
Points Per Game	44.25	12.75
FIRST DOWNS	95	57
Rushing	47	25
Passing	44	22
Penalty	4	10
RUSHING YARDAGE	991	428
Yards gained	1026	468
Yards lost	35	40
Attempts	133	130
Avg Per Attempt	7.5	3.3
Avg Per Game	247.8	107.0
TDs Rushing	14	4
PASSING YARDAGE	804	580
Att-Comp-Int	97-61-1	107-68-4
Avg Per Attempt	8.29	5.42
Avg Per Catch	13.18	8.53
Avg Per Game	201.00	145.00
TDs Passing	9	2
TOTAL OFFENSE	1795	1008
Total Plays	230	237
Avg Per Play	7.8	4.3
Avg Per Game	448.8	252.0
KICK RETURNS: #-YARDS	5-140	11-197
PUNT RETURNS: #-YARDS	11-268	4-25
INT RETURNS: #-YARDS	4-118	1-0
KICK RETURN AVERAGE	28.00	17.91
PUNT RETURN AVERAGE	24.36	6.25
INT RETURN AVERAGE	29.50	0.00
FUMBLES-LOST	1-1	0-0
PENALTIES-YARDS	26-279	24-165
Avg Per Game	69.75	41.25
PUNTS-YARDS	8-283	23-868
Avg Per Punt	35.38	37.74
Net Punt Avg	32.25	26.09
KICKOFFS-YARDS	30-1863	13-821
Avg Per Kick	62.10	63.15
Net Kick Avg	48.87	41.62
TIME OF POSSESSION	01:52:42	02:07:18
Per Game	28:10	31:50
3RD-DOWN CONVERSIONS	22-34	16-53
3rd-Down Pct	64.71 %	30.19 %
4TH-DOWN CONVERSIONS	1-2	3-3
4th-Down Pct	50.00 %	100.00 %
SACKS BY-YARDS	2-12	3-15
MISC YARDS	0	0
TOUCHDOWNS SCORED	25	6
FIELD GOALS-ATTEMPTS	1-2	3-4
ON-SIDE KICKS	0-0	0-0
RED-ZONE SCORES	16-16	8-10
RED-ZONE TOUCHDOWNS	15-16	5-10
PAT-ATTEMPTS	24-25	6-6
ATTENDANCE	54,821	18,174
Dates-Avg Per Date	3-18,274	1-18,174
Neutral Site #-Avg	-	0-0

Conf	Date	Opponent	WL	Score	Record	Time	Attend
	08/31/2023	WESTERN ORE.	W	45-7	1-0 , 0-0	02:54	16,258
	09/09/2023	MONTANA ST.	W	20-16	2-0 , 0-0	03:07	19,332
	09/16/2023	at Drake	W	70-7	3-0 , 0-0	03:07	18,174
*	09/30/2023	NORTH DAKOTA	W	42-21	4-0 , 1-0	03:05	19,231

\* = Conference game

Score by Quarters	1st	2nd	3rd	4th	Total
South Dakota St.	49	49	38	41	177
Opponents	14	10	0	27	51

## 2023 South Dakota State University Football Overall Statistics (as of Sep 30, 2023)

#	Rushing	GP	ATT	GAIN	LOSS	NET	AVG	TD	LG	AVG/G
22	Davis, Isaiah	4	40	295	1	294	7.4	4	28	73.50
23	Johnson, Amar	4	38	243	7	236	6.2	1	30	59.00
21	Johnson, Angel	4	17	206	1	205	12.1	3	66	51.25
7	Mason, Chase	3	4	112	3	109	27.3	2	69	36.33
11	Gronowski, Mark	4	19	95	17	78	4.1	4	20	19.50
10	Janke, Jaxon	4	2	34	0	34	17.0	0	25	8.50
37	Vorhees, Kirby	2	5	17	0	17	3.4	0	8	8.50
5	Bell, Jon	4	2	13	0	13	6.5	0	11	3.25
39	Kracl, Isaac	1	2	11	0	11	5.5	0	10	11.00
	Team	4	4	0	6	-6	-1.5	0	0	-1.50
	<b>Total</b>	<b>4</b>	<b>133</b>	<b>1026</b>	<b>35</b>	<b>991</b>	<b>7.5</b>	<b>14</b>	<b>69</b>	<b>247.75</b>
	<b>Opponents</b>	<b>4</b>	<b>130</b>	<b>468</b>	<b>40</b>	<b>428</b>	<b>3.3</b>	<b>4</b>	<b>24</b>	<b>107.00</b>

#	Passing	GP	Rating	COMP-ATT-INT	PCT	YDS	TD	LG	AVG/G
11	Gronowski, Mark	4	175.10	52-79-1	65.82 %	698	9	40	174.50
7	Mason, Chase	3	126.15	8-13-0	61.54 %	100	0	31	33.33
5	Bell, Jon	4	30.08	1-5-0	20.00 %	6	0	6	1.50
	<b>Total</b>	<b>4</b>	<b>161.07</b>	<b>61-97-1</b>	<b>62.89 %</b>	<b>804</b>	<b>9</b>	<b>40</b>	<b>201.00</b>
	<b>Opponents</b>	<b>4</b>	<b>107.78</b>	<b>68-107-4</b>	<b>63.55 %</b>	<b>580</b>	<b>2</b>	<b>53</b>	<b>145.00</b>

#	Receiving	GP	NO	YDS	AVG	TD	LG	AVG/G
10	Janke, Jaxon	4	16	205	12.81	2	27	51.25
18	Wilde, Griffin	4	7	146	20.86	3	35	36.50
87	Heins, Zach	4	8	103	12.88	2	25	25.75
22	Davis, Isaiah	4	9	96	10.67	1	23	24.00
12	Goering, Graham	3	4	72	18.00	0	40	24.00
3	Johnson, Amar	4	5	48	9.60	0	17	12.00
34	Morgan, Michael	3	3	38	12.67	0	24	12.67
	Cole, Devon	3	2	26	13.00	0	15	8.67
1	Janke, Jadon	2	2	20	10.00	0	19	10.00
2	Preston, Marcus	3	1	20	20.00	0	20	6.67
21	Johnson, Angel	4	2	16	8.00	0	10	4.00
88	Gannon, Greyton	3	1	11	11.00	0	11	3.67
44	Brenner, Kevin	4	1	3	3.00	1	3	0.75
89	Gormley, Brody	1	0	0	NaN	0	0	0.00
80	Prejean, Kentrell	1	0	0	NaN	0	0	0.00
	<b>Total</b>	<b>4</b>	<b>61</b>	<b>804</b>	<b>13.18</b>	<b>9</b>	<b>40</b>	<b>201.00</b>
	<b>Opponents</b>	<b>4</b>	<b>68</b>	<b>580</b>	<b>8.53</b>	<b>2</b>	<b>53</b>	<b>145.00</b>

#	Punt Returns	NO	YRDS	AVG	TD	LG
1	Large, Tucker	7	233	33.29	0	61
	Cole, Devon	1	24	24.00	0	24
7	Beaum, Dalys	3	11	3.67	0	6
	<b>Total</b>	<b>11</b>	<b>268</b>	<b>24.36</b>	<b>0</b>	<b>61</b>
	<b>Opponents</b>	<b>4</b>	<b>25</b>	<b>6.25</b>	<b>0</b>	<b>15</b>

#	Interceptions	NO	YRDS	AVG	TD	LG
1	Large, Tucker	1	64	64.00	1	64
14	Huerter, Colby	1	54	54.00	1	54
25	Reeder, Cale	1	0	0.00	0	0
26	Tilford, Kolten	1	0	0.00	0	0
	<b>Total</b>	<b>4</b>	<b>118</b>	<b>29.50</b>	<b>2</b>	<b>64</b>
	<b>Opponents</b>	<b>1</b>	<b>0</b>	<b>0.00</b>	<b>0</b>	<b>0</b>

#	Kick Returns	NO	YRDS	AVG	TD	LG
3	Johnson, Amar	3	93	31.00	0	51
12	Goering, Graham	1	30	30.00	0	30
18	Wilde, Griffin	1	17	17.00	0	17
	<b>Total</b>	<b>5</b>	<b>140</b>	<b>28.00</b>	<b>0</b>	<b>51</b>
	<b>Opponents</b>	<b>11</b>	<b>197</b>	<b>17.91</b>	<b>0</b>	<b>59</b>

#	Fumble Returns	NO	YRDS	AVG	TD	LG
No data to report.						

2023 South Dakota State University Football  
Overall Statistics (as of Sep 30, 2023)

#	Scoring	TD	FG	PAT					SAF	PTS
				KICK	RUSH	RCV	PASS	DXP		
22	Davis, Isaiah	5	—	—	—	—	—	—	—	30
10	Dustman, Hunter	—	1	24-25	—	—	—	—	—	27
11	Gronowski, Mark	4	—	—	—	—	—	—	—	24
21	Johnson, Angel	3	—	—	—	—	—	—	—	18
18	Wilde, Griffin	3	—	—	—	—	—	—	—	18
10	Janke, Jaxon	2	—	—	—	—	—	—	—	12
7	Mason, Chase	2	—	—	—	—	—	—	—	12
87	Heins, Zach	2	—	—	—	—	—	—	—	12
44	Brenner, Kevin	1	—	—	—	—	—	—	—	6
14	Huerter, Colby	1	—	—	—	—	—	—	—	6
3	Johnson, Amar	1	—	—	—	—	—	—	—	6
1	Large, Tucker	1	—	—	—	—	—	—	—	6
Total		25	1	24-25	—	—	—	—	—	177
Opponents		6	3	6-6	—	—	—	—	—	51

#	Field Goals	FGM-FGA	PCT	I20	20-29	30-39	40-49	50+	LG	BLK
10	Dustman, Hunter	1-2	50.00 %	0-0	0-0	1-2	0-0	0-0	32	0
Total		1-2	50.00 %	0-0	0-0	1-2	0-0	0-0	32	0
Opponents		3-4	75.00 %	0-1	3-3	0-0	0-0	0-0	27	0

FG Sequence	South Dakota St.	Opponents
Western Ore.	(32),38	-
Montana St.	-	(27),(19),(24)
Drake	-	47
North Dakota	-	-

Numbers in (parentheses) indicate field goal was made.

#	Total Offense	G	Plays	Rush	Pass	Total	AVG/G
11	Gronowski, Mark	4	98	78	698	776	194.00
22	Davis, Isaiah	4	40	294	0	294	73.50
3	Johnson, Amar	4	38	236	0	236	59.00
7	Mason, Chase	3	17	109	100	209	69.67
21	Johnson, Angel	4	17	205	0	205	51.25
10	Janke, Jaxon	4	2	34	0	34	8.50
5	Bell, Jon	4	7	13	6	19	4.75
37	Vorhees, Kirby	2	5	17	0	17	8.50
39	Kracl, Isaac	1	2	11	0	11	11.00
Team		4	4	-6	0	-6	-1.50
Total		4	230	991	804	1795	448.75
Opponents		4	237	428	580	1008	252.00

#	Punting	NO	YDS	AVG	LG	TB	FC	I20	50+	BLK
10	Dustman, Hunter	7	283	40.43	51	0	1	3	1	0
Team		1	0	0.00	0	0	0	0	0	1
Total		8	283	35.38	51	0	1	3	1	1
Opponents		23	868	37.74	65	0	4	2	1	0

#	Kickoffs	NO	YDS	AVG	TB	OB
96	Isakson, Jackson	4	249	62.3	2	1
10	Dustman, Hunter	26	1614	62.1	8	0
Total		30	1863	62.1	10	1
Opponents		13	821	63.2	7	1

**2023 South Dakota State University Football**  
**Overall Statistics (as of Sep 30, 2023)**

#	All Purpose	G	RUSH	RCV	PR	KR	IR	Total	AVG/G
22	Davis, Isaiah	4	294	96	0	0	0	390	97.50
3	Johnson, Amar	4	236	48	0	93	0	377	94.25
1	Large, Tucker	4	0	0	233	0	64	297	74.25
10	Janke, Jaxon	4	34	205	0	0	0	239	59.75
21	Johnson, Angel	4	205	16	0	0	0	221	55.25
18	Wilde, Griffin	4	0	146	0	17	0	163	40.75
7	Mason, Chase	3	109	0	0	0	0	109	36.33
87	Heins, Zach	4	0	103	0	0	0	103	25.75
12	Goering, Graham	3	0	72	0	30	0	102	34.00
11	Gronowski, Mark	4	78	0	0	0	0	78	19.50
14	Huerter, Colby	4	0	0	0	0	54	54	13.50
	Cole, Devon	3	0	26	24	0	0	50	16.67
34	Morgan, Michael	3	0	38	0	0	0	38	12.67
1	Janke, Jadon	2	0	20	0	0	0	20	10.00
2	Preston, Marcus	3	0	20	0	0	0	20	6.67
37	Vorhees, Kirby	2	17	0	0	0	0	17	8.50
5	Bell, Jon	4	13	0	0	0	0	13	3.25
39	Kraci, Isaac	1	11	0	0	0	0	11	11.00
88	Gannon, Greyton	3	0	11	0	0	0	11	3.67
7	Beanum, Dalys	4	0	0	11	0	0	11	2.75
44	Brenner, Kevin	4	0	3	0	0	0	3	0.75
	Team	4	-6	0	0	0	0	-6	-1.50
	<b>Total</b>	<b>4</b>	<b>991</b>	<b>804</b>	<b>268</b>	<b>140</b>	<b>118</b>	<b>2321</b>	<b>580.25</b>
	<b>Opponents</b>	<b>4</b>	<b>428</b>	<b>580</b>	<b>25</b>	<b>197</b>	<b>0</b>	<b>1230</b>	<b>307.50</b>



**2023 South Dakota State University Football**  
**Overall Statistics (as of Sep 30, 2023)**

#	Defensive Leaders	GP	Tackles				Sacks NO-YDS	Pass Defense			Fumbles		Blocked	
			Solo	ASST	TOT	TFL-YDS		INT-YDS	BU	QBH	RCV-YDS	FF	KICK	SAF
6	Williamson, Saiveon	4	12	14	26.0	1.5-3	—	—	1	1	—	—	—	—
11	Freeman, Jason	4	9	9	18.0	1.0-1	—	—	—	—	—	—	—	—
29	Spalding, Graham	4	7	8	15.0	1.0-0	—	—	—	—	—	—	—	—
5	Gales, DyShawn	4	10	4	14.0	—	—	—	2	—	—	—	—	—
14	Huerter, Colby	4	7	7	14.0	—	—	1-54	—	—	—	—	—	—
2	Stalbird, Isaiah	4	8	6	14.0	—	—	—	1	—	—	—	—	—
0	Mcgaughy, Daeton	4	11	1	12.0	1.0-4	—	—	1	—	—	—	—	—
1	Large, Tucker	4	11	—	11.0	—	—	1-64	1	—	—	—	—	—
32	Bock, Adam	1	5	5	10.0	1.5-9	1.0-8	—	—	—	—	—	—	—
25	Reeder, Cale	4	7	3	10.0	—	—	1-0	—	—	—	—	—	—
4	Arrell, Steven	4	5	3	8.0	—	—	—	—	—	—	—	—	—
93	Baloun, Max	4	3	4	7.0	1.5-2	—	—	—	—	—	—	—	—
48	Hicks, Quinton	4	4	3	7.0	1.5-2	—	—	—	1	—	—	—	—
53	Johnson, Caden	4	2	5	7.0	0.5-1	—	—	—	1	—	—	—	—
7	Beanum, Dalys	4	3	3	6.0	—	—	—	1	—	—	—	—	—
52	DePriest, Jarod	4	3	3	6.0	—	—	—	—	—	—	—	—	—
23	Durrance, Matthew	4	3	3	6.0	—	—	—	—	—	—	—	—	—
9	Franci, Caleb	4	4	2	6.0	1.5-2	—	—	—	—	—	—	—	—
54	Lee, Jalen	7	6	—	6.0	—	—	—	1	—	—	—	—	—
40	Kusler, Aaron	4	4	2	6.0	—	—	—	—	1	—	—	—	—
54	Lee, Jalen	7	6	—	6.0	—	—	—	1	—	—	—	—	—
54	Lee, Jalen	4	6	—	6.0	—	—	—	1	—	—	—	—	—
96	Hawthorne, Bryce	2	4	1	5.0	1.0-3	—	—	—	—	—	—	—	—
46	McShane, Cullen	4	3	2	5.0	—	—	—	—	—	—	—	—	—
98	Van Marel, Ryan	4	2	3	5.0	2.0-6	—	—	—	—	—	—	—	—
8	Peterson, Blake	4	2	2	4.0	1.0-2	—	—	—	1	—	—	—	—
27	Thompson, Noah	3	3	1	4.0	—	—	—	—	—	—	—	—	—
13	Dautermann, Aydan	4	2	1	3.0	—	—	—	—	—	—	—	—	—
94	Terveer, Cade	4	1	2	3.0	1.0-4	1.0-4	—	—	—	—	—	—	—
57	Vanden Bos, Levi	3	2	1	3.0	1.0-3	—	—	—	2	—	—	—	—
30	Cotton, Cody	4	1	1	2.0	—	—	—	—	—	—	—	—	—
41	Ollman, Joe	4	1	1	2.0	—	—	—	—	—	—	—	—	—
92	Williams, Brian	4	2	—	2.0	1.0-1	—	—	—	1	—	—	—	—
51	Green, Logan	4	—	1	1.0	—	—	—	—	1	—	—	—	—
33	Johnson, Bryce	4	1	—	1.0	—	—	—	—	—	—	—	—	—
99	Ripperda, Dawson	3	—	1	1.0	—	—	—	—	—	—	—	—	—
26	Tilford, Kolten	1	1	—	1.0	—	—	1-0	—	—	—	—	—	—
44	Brenner, Kevin	4	—	—	—	—	—	—	—	—	—	—	—	—
22	Davis, Isaiah	4	—	—	—	—	—	—	—	—	—	—	—	—
10	Dustman, Hunter	4	—	—	—	—	—	—	—	—	—	—	—	—
11	Gronowski, Mark	4	—	—	—	—	—	—	—	—	—	—	—	—
10	Janke, Jaxon	4	—	—	—	—	—	—	—	—	—	—	—	—
3	Johnson, Amar	4	—	—	—	—	—	—	—	—	—	—	—	—
21	Johnson, Angel	4	—	—	—	—	—	—	—	—	—	—	—	—
7	Mason, Chase	3	—	—	—	—	—	—	—	—	—	—	—	—
18	Wilde, Griffin	4	—	—	—	—	—	—	—	—	—	—	—	—
87	Heins, Zach	4	—	—	—	—	—	—	—	—	—	—	—	—
<b>Total</b>		<b>4</b>	<b>161</b>	<b>102</b>	<b>263.0</b>	<b>18.0-43</b>	<b>2.0-12</b>	<b>4-118</b>	<b>10</b>	<b>9</b>	<b>—</b>	<b>—</b>	<b>—</b>	<b>—</b>
<b>Opponents</b>		<b>4</b>	<b>136</b>	<b>80</b>	<b>216.0</b>	<b>11.0-30</b>	<b>3.0-15</b>	<b>1-0</b>	<b>6</b>	<b>4</b>	<b>1-0</b>	<b>1</b>	<b>1</b>	<b>—</b>

## CAREER HIGHS — OFFENSE

### QUARTERBACKS



**5-JON BELL**

**6-3, 190, So.**

**Naperville, Illinois • Naperville North H.S.**

#### **SINGLE-GAME CAREER HIGHS**

Completions: 1, vs. Western Oregon, 8-31-2023  
Passing Attempts: 4, vs. Western Oregon, 8-31-2023  
Passing Yards: 6, vs. Western Oregon, 8-31-2023  
Long Pass: 6 yards, to Angel Johnson, vs. Western Oregon, 8-31-2023  
Touchdown Passes: N/A  
Interceptions: N/A  
Rushing Attempts: 2, vs. Western Oregon, 8-31-2023  
Rushing Yards: 13, vs. Western Oregon, 8-31-2023  
Long Rush: 11 yards, vs. Western Oregon, 8-31-2023  
Rushing TDs: N/A



**11-MARK GRONOWSKI**

**6-3, 225, Jr.**

**Naperville, Illinois • Neuqua Valley H.S.**

#### **SINGLE-GAME CAREER HIGHS**

Completions: 22, at Missouri State, 9-24-2022, and vs. Indiana State, 10-29-2022  
Passing Attempts: 33, vs. Western Illinois, 10-1-2022  
Passing Yards: 319, at Missouri State, 9-24-2022  
Long Pass: 76 yards (for TD) to Jaxon Janke, at North Dakota, 2-27-2021  
Touchdown Passes: 5, vs. Drake, 9-16-2023  
Interceptions: 2, at North Dakota, 2-27-2021, and vs. UC Davis, 9-10-2022  
Rushing Attempts: 16, at North Dakota State, 4-17-2021  
Rushing Yards: 142, vs. Southern Illinois, 5-2-2021  
Long Rush: 80 yards (for TD), vs. Western Illinois, 3-6-2021  
Rushing Touchdowns: 2, four times (last: at North Dakota, 10-22-2022)  
Receptions: 1, vs. Delaware, 5-8-2021, and at North Dakota, 10-22-2022  
Receiving Yards: 24, vs. Delaware, 5-8-2021  
Long Reception: 24 yards (for TD), vs. Delaware, 5-8-2021  
Receiving Touchdowns: 1, vs. Delaware, 5-8-2021



**7-CHASE MASON**

**6-4, 230, So.**

**Hurley, South Dakota • Viborg-Hurley H.S./ Nebraska**

#### **SINGLE-GAME CAREER HIGHS**

Completions: 5, vs. Western Oregon, 8-31-2023  
Passing Attempts: 9, vs. Western Oregon, 8-31-2023  
Passing Yards: 67, vs. Western Oregon, 8-31-2023  
Long Pass: 31 yards, to Griffin Wilde, vs. Western Oregon, 8-31-2023  
Touchdown Passes: N/A  
Interceptions: N/A  
Rushing Attempts: 3, vs. Western Oregon, 8-31-2023  
Rushing Yards: 69, vs. Drake, 9-16-2023  
Long Rush: 69 yards (for TD), vs. Drake, 9-16-2023  
Rushing TDs: 1, vs. Western Oregon, 8-31-2023, and vs. Drake, 9-16-2023

### RUNNING BACKS




**22-ISAIAH DAVIS**

**6-1, 220, Sr.**

**Joplin, Missouri • Joplin H.S.**

#### **SINGLE-GAME CAREER HIGHS**

Rushing Attempts: 27, vs. Western Illinois, 10-1-2022  
Rushing Yards: 217, vs. UC Davis, 11-27-2021  
Long Rush: 85 yards (for TD), vs. Sam Houston, 5-16-2021  
Rushing Touchdowns: 3, five times (last: vs. North Dakota, 9-30-2023)  
Receptions: 5, at Iowa, 9-3-2022, and at Northern Iowa, 11-5-2022  
Receiving Yards: 47, vs. Drake, 9-16-2023  
Long Reception: 36 yards, vs. Delaware, 5-8-2021  
Receiving Touchdowns: 1, vs. Drake, 9-16-2023  
Kickoff Returns: 4, vs. Sam Houston, 5-16-2021  
Kickoff Return Yards: 114, vs. Sam Houston, 5-16-2021  
Long Kickoff Return: 50 yards, vs. Southern Illinois, 5-2-2021  
Punt Returns: 1, three times (last: at Sacramento State, 12-4-2021)  
Punt Return Yards: 17, at Sacramento State  
All-Purpose Yards: 305, vs. Sam Houston, 5-16-2021



**3-AMAR JOHNSON**

**5-10, 200, Jr.**

**O'Fallon, Missouri • Chaminade College Prep**

#### **SINGLE-GAME CAREER HIGHS**

Rushing Attempts: 18, at Youngstown State, 10-30-2021  
Rushing Yards: 126, vs. North Dakota State, 1-8-2023  
Long Rush: 55, vs. North Dakota State, 1-8-2023  
Rushing Touchdowns: 1, 11 times (last: vs. Drake, 9-16-2023)  
Receptions: 3, vs. Montana State, 12-17-2022  
Receiving Yards: 34, at Indiana State, 9-25-2021  
Long Reception: 34 yards, at Indiana State, 9-25-2021  
Receiving Touchdowns: 1, vs. Montana State, 12-17-2022  
Total Touchdowns: 2 (1 rushing, 1 receiving), vs. Montana State, 12-17-2022  
Kickoff Returns: 2, vs. UC Davis, 11-27-2021, and vs. Drake, 9-16-2023  
Kickoff Return Yards: 73, vs. Drake, 9-16-2023  
Long Kickoff Return: 51 yards, vs. Drake, 9-16-2023  
All-Purpose Yards: 142, vs. Drake, 9-16-2023



**21-ANGEL JOHNSON**

**5-9, 190, So.**

**Irene, South Dakota • Viborg-Hurley H.S.**

#### **SINGLE-GAME CAREER HIGHS**

Rushing Attempts: 10, vs. Western Oregon, 8-31-2023  
Rushing Yards: 90, vs. Drake, 9-16-2023  
Long Rush: 66 yards (for TD), vs. Drake, 9-16-2023  
Rushing Touchdowns: 2, vs. Drake, 9-16-2023  
Receptions: 1, five times (last: vs. North Dakota, 9-30-2023)  
Receiving Yards: 10, vs. North Dakota, 9-30-2023  
Long Reception: 10 yards, vs. North Dakota, 9-30-2023  
Kickoff Returns: 1, vs. Montana State, 12-17-2022  
Kickoff Return Yards: 21, vs. Montana State, 12-17-2022  
Long Kick Return: 21 yards, vs. Montana State, 12-17-2022

## CAREER HIGHS — OFFENSE

### RUNNING BACKS (cont.)



#### 24-DERRICK JOHNSON

5-11, 205, R-Fr.

Austin, Texas • Lake Travis H.S.

##### **SINGLE-GAME CAREER HIGHS**

Rushing Attempts: 2, vs. Butler, 9-17-2022

Rushing Yards: 3, vs. Butler, 9-17-2022

Long Rush: 3 yards, vs. Butler, 9-17-2022

Rushing Touchdowns: N/A



#### 39-ISAAC KRACKL

5-11, 180, R-Fr.

Crete, Nebraska • Crete H.S.

##### **SINGLE-GAME CAREER HIGHS**

Rushing Attempts: 2, vs. Western Oregon, 8-31-2023

Rushing Yards: 11, vs. Western Oregon, 8-31-2023

Long Rush: 10 yards, vs. Western Oregon, 8-31-2023

Rushing Touchdowns: N/A



#### 37-KIRBY VORHEES

5-10, 200, Fr.

Lutz, Florida • Steinbrenner H.S.

##### **SINGLE-GAME CAREER HIGHS**


Rushing Attempts: 4, vs. Drake, 9-16-2023

Rushing Yards: 16, vs. Drake, 9-16-2023

Long Rush: 8 yards, vs. Drake, 9-16-2023

Rushing Touchdowns: N/A

### WIDE RECEIVERS



#### 15-DEVON COLE JR.

5-10, 175, Jr.

Clermont, Florida • Lake Minneola H.S.

##### **SINGLE-GAME CAREER HIGHS**

Receptions: 2, vs. Western Oregon, 8-31-2023

Receiving Yards: 26, vs. Western Oregon, 8-31-2023

Long Reception: 15 yards, vs. Western Oregon, 8-31-2023

Receiving Touchdowns: N/A

Punt Returns: 1, at Youngstown State, 10-30-2021, and vs. Drake, 9-16-2023

Long Punt Return: 24 yards, vs. Drake, 9-16-2023



#### 12-GRAHM GOERING

6-3, 205, So.

Iowa City, Iowa • Iowa City West H.S.

##### **SINGLE-GAME CAREER HIGHS**

Receptions: 2, vs. Drake, 9-16-2023

Receiving Yards: 40, vs. Montana State, 9-9-2023

Long Reception: 40 yards, vs. Montana State, 9-9-2023

Receiving Touchdowns: N/A

Kickoff Returns: 1, vs. Western Oregon, 8-31-2023

Long Kickoff Return: 30 yards, vs. Western Oregon, 8-31-2023



#### 1-JADON JANKE

6-3, 210, Sr.

Madison, South Dakota • Madison H.S.

##### **SINGLE-GAME CAREER HIGHS**

Receptions: 8, at Missouri State, 9-24-2022

Receiving Yards: 129, vs. Illinois State, 11-12-2022

Receiving Touchdowns: 2, four times (last: at Missouri State, 9-24-2022)

Long Reception: 52 yards, vs. Southern Illinois, 10-9-2021

Kickoff Returns: 4, at Montana State, 12-18-2021

Kickoff Return Yards: 101, at Montana State, 12-18-2021

Long Kick Return: 44 yards, at Montana State, 12-18-2021

Punt Returns: 5, at Northern Iowa, 11-5-2022

Punt Return Yards: 78, at Northern Iowa, 11-5-2022

Long Punt Return: 58 yards, at North Dakota, 10-22-2022

Rushing Yards: 10 (on 1 attempt), at Missouri State, 9-24-2022

Passing Yards: 16 (on 1 att.), at North Dakota, 10-22-2022

All-Purpose Yards: 172, at North Dakota, 10-22-2022

*Note: Recovered blocked punt in end zone for touchdown at Southern Illinois, 11-10-2018*



#### 10-JAXON JANKE

6-3, 210, Sr.

Madison, South Dakota • Madison H.S.

##### **SINGLE-GAME CAREER HIGHS**

Receptions: 9, at Western Illinois, 10-16-2021, and vs. Western Illinois, 10-1-2022

Receiving Yards: 161, at North Dakota, 2-27-2021

Receiving Touchdowns: 2, four times (last: vs. North Dakota State, 1-8-2023)

Long Reception: 76 yards (for TD), at North Dakota, 2-27-2021

Punt Returns: 4, vs. Long Island, 9-7-2019

Punt Return Yards: 111, vs. Long Island, 9-7-2019

Long Punt Return: 77 yards (for TD), vs. Long Island, 9-7-2019

Kickoff Returns: 1, three times (last: vs. Illinois State, 11-9-2019)

Kickoff Return Yards: 20, vs. Illinois State, 11-9-2019

Long Kick Return: 20 yards, vs. Illinois State, 11-9-2019

Rushing Yards: 25 yards (on 1 attempt), vs. Drake, 9-16-2023

All-Purpose Yards: 161, at North Dakota, 2-27-2021



#### 2-MARCUS PRESTON

6-2, 195, Jr.

Lawrence, Kansas • Free State H.S./North Dakota

##### **SINGLE-GAME CAREER HIGHS**

Receptions: 1, vs. Drake, 9-16-2023

Receiving Yards: 20, vs. Drake, 9-16-2023

Long Reception: 20 yards, vs. Drake, 9-16-2023

Receiving Touchdowns: N/A

## CAREER HIGHS — OFFENSE

### WIDE RECEIVERS (cont.)



**18-GRIFFIN WILDE**

**6-2, 190, Fr.**

**Sioux Falls, South Dakota • Jefferson H.S.**

**SINGLE-GAME CAREER HIGHS**

Receptions: 4, vs. Western Oregon, 8-31-2023

Receiving Yards: 79, vs. Western Oregon, 8-31-2023

Long Reception: 35 yards (for TD), vs. Montana State, 9-9-2023

Receiving Touchdowns: 1, three times (last: vs. Drake, 9-16-2023)

Kickoff Returns: 1, vs. North Dakota, 9-30-2023

Long Kickoff Return: 17 yards, vs. North Dakota, 9-30-2023



**34-MIKE MORGAN**

**6-3, 240, Sr.**

**New Lenox, Illinois •**

**Lincoln-Way Central H.S.**

**SINGLE-GAME CAREER HIGHS**

Receptions: 2, three times (last: vs. Drake, 9-16-2023)

Receiving Yards: 66, vs. Dixie State, 10-2-2021

Long Reception: 55 yards (for TD), vs. Dixie State, 10-2-2021

Receiving Touchdowns: 2, vs. Dixie State, 10-2-2021

Rushing Yards: 3 (on 1 attempt), at North Dakota, 10-22-2022

Kickoff Return Yards: 14 (on 1 attempt), at Western Illinois, 10-16-2021

### TIGHT ENDS



**44-KEVIN BRENNER**

**6-2, 240, Sr.**

**Silver Lake, Wisconsin • Wilmot Union H.S.**

**SINGLE-GAME OFFENSIVE CAREER HIGHS**

Receptions: 1, vs. Drake, 9-16-2023

Receiving Yards: 3, vs. Drake, 9-16-2023

Long Reception: 3 yards, vs. Drake, 9-16-2023

Receiving Touchdowns: 1, vs. Drake, 9-16-2023


**SINGLE-GAME DEFENSIVE CAREER HIGHS**

Solo Tackles: 2, vs. Lindenwood, 9-11-2021, and vs. UC Davis, 9-10-2022

Assisted Tackles: 2, vs. UC Davis, 9-10-2022

Total Tackles: 4, vs. UC Davis, 9-10-2022

Tackles for Loss: 1.0, at Colorado State, 9-3-2021, and vs. Lindenwood, 9-11-2021



**10-HUNTER DUSTMAN**

**6-4, 225, Jr.**

**East Bethel, Minnesota • St. Francis H.S.**

**SINGLE-GAME CAREER HIGHS**

Field Goals Made: 3, three times (last: vs. Illinois State, 11-12-2022)

Field Goals Attempted: 3, five times (last: vs. Illinois State, 11-12-2022)

Long Field Goal: 45 yards, at Northern Iowa, 11-5-2022, and vs. Illinois State, 11-12-2022

Extra Points Made: 10, vs. Drake, 9-16-2023

Extra Points Attempted: 10, vs. Drake, 9-16-2023

Total Points: 11, three times (last: vs. Illinois State, 11-12-2022)

Punts: 11, at Iowa, 9-3-2022

Punt Average (Min. 3 Punts): 53.2 yards (on 4 attempts), vs. North Dakota State, 1-8-2023

Punts Inside 20: 3, at Sacramento State, 12-4-2021, and vs. South Dakota, 10-8-2022

Long Punt: 59 yards, at Sacramento State, 12-4-2021



**88-GREYTON GANNON**

**6-4, 230, R-Fr.**

**Eagle, Wisconsin • Mukwonago H.S.**

**SINGLE-GAME CAREER HIGHS**

Receptions: 1, vs. Drake, 9-16-2023

Receiving Yards: 11, vs. Drake, 9-16-2023

Long Reception: 11 yards, vs. Drake, 9-16-2023

Receiving Touchdowns: N/A



**99-JACK GREEN**

**6-0, 200, So.**

**Rapid City, South Dakota •**

**St. Thomas More H.S.**

**SINGLE-GAME CAREER HIGHS**

Extra Points Made: 2, vs. Butler, 9-17-2022

Extra Points Attempted: 2, vs. Butler, 9-17-2022

Total Points: 2, vs. Butler, 9-17-2022



**87-ZACH HEINS**

**6-7, 260, Sr.**

**Sioux Falls, South Dakota • Washington H.S.**

**SINGLE-GAME CAREER HIGHS**

Receptions: 7, at Missouri State, 9-24-2022

Receiving Yards: 127, at Missouri State, 9-24-2022

Long Reception: 43 yards, at Northern Iowa, 2-19-2021

Receiving Touchdowns: 2, vs. Lindenwood, 9-11-2021



## CAREER HIGHS — DEFENSE

### DEFENSIVE ENDS



#### 48-QUINTON HICKS

**6-1, 260, Sr.**

**Wichita, Kansas • Campus H.S.**

##### ***SINGLE-GAME CAREER HIGHS***

Solo Tackles: 3, three times (last: at North Dakota, 10-22-2022)

Assisted Tackles: 3, three times (last: vs. South Dakota, 10-8-2022)

Total Tackles: 5, at Western Illinois, 10-16-2021

Tackles for Loss: 2.0, vs. Long Island, 9-7-2019

Sacks: 1.5, at Missouri State, 11-2-2019

Forced Fumbles: 1, vs. Long Island, 9-7-2019, and at North Dakota, 10-22-2022

Fumble Recoveries: 1, vs. Long Island, 9-7-2019

Pass Breakups: 1, vs. Youngstown State, 3-13-2021



#### 99-DAWSON RIPPERDA

**6-4, 240, R-Fr.**

**Larchwood, Iowa • West Lyon H.S./ Northern Illinois**

##### ***SINGLE-GAME CAREER HIGHS***

Solo Tackles: N/A

Assisted Tackles: 1, vs. Montana State, 9-9-2023

Total Tackles: 1, vs. Montana State, 9-9-2023

Tackles for Loss: N/A

Sacks: N/A



#### 94-CADE TERVEER

**6-3, 255, Sr.**

**Brandon, South Dakota • Brandon Valley H.S.**

##### ***SINGLE-GAME CAREER HIGHS***

Solo Tackles: 4, at Youngstown State, 10-30-2021

Assisted Tackles: 3, vs. South Dakota, 10-8-2022

Total Tackles: 5, at Youngstown State, 10-30-2021, and vs. South Dakota, 10-8-2022

Tackles for Loss: 2.0, vs. North Dakota, 11-20-2021

Sacks: 2.0, vs. North Dakota, 11-20-2021

Forced Fumbles: 1, at Villanova, 12-11-2021

Interceptions: 1, vs. three times (last: at Sacramento State, 12-4-2021)

Long Interception Return: 14 yards, vs. UC Davis, 11-27-2021

Pass Breakups: 1, at Western Illinois, 10-16-2021, and vs. North Dakota, 11-20-2021



#### 53-CADEN JOHNSON

**6-3, 240, Sr.**

**Wahoo, Nebraska • Bishop Neumann H.S.**

##### ***SINGLE-GAME CAREER HIGHS***

Solo Tackles: 2, five times (last: vs. Montana State, 12-17-2022)

Assisted Tackles: 3, at North Dakota State, 10-15-2022, and vs. Montana State, 9-9-2023

Total Tackles: 4, vs. Montana State, 9-9-2023

Tackles for Loss: 2.0, vs. Montana State, 12-17-2022

Sacks: 1.0, three times (last: vs. Montana State, 12-17-2022)

Forced Fumbles: 1, vs. Western Illinois, 10-1-2022

Fumble Recoveries: 1, at Colorado State, 9-3-2021

Pass Breakups: 1, vs. Western Illinois, 3-6-2021



#### 57-LEVI VANDEN BOS

**6-3, 245, So.**

**Rock Valley, Iowa • Western Christian H.S.**

##### ***SINGLE-GAME CAREER HIGHS***


Solo Tackles: 1, four times (last: vs. Drake, 9-16-2023)

Assisted Tackles: 1, at Drake, 9-16-2023

Total Tackles: 2, vs. Drake, 9-16-2023

Tackles for Loss: 1.0, vs. Dixie State, 10-2-2021, and vs. Drake, 9-16-2023

Sacks: 1.0, vs. Dixie State, 10-2-2021



#### 90-RANDY KEUMOGNE

**6-3, 235, Sr.**

**Oakdale, Minnesota • Tartan H.S.**

##### ***SINGLE-GAME CAREER HIGHS***

Solo Tackles: 1, at North Dakota State, 4-17-2021, and vs. Delaware, 5-8-2021

Assisted Tackles: 1, vs. Lindenwood, 9-11-2021, and vs. UC Davis, 11-27-2021

Total Tackles: 1, four times (last: vs. UC Davis, 11-27-2021)

Tackles for Loss: 1.0, at North Dakota State, 4-17-2021

Sacks: 1.0, at North Dakota State, 4-17-2021



#### 95-ZAC WILSON

**6-3, 250, Sr.**

**Chipley, Florida • Chipley H.S.**

##### ***SINGLE-GAME CAREER HIGHS***

Solo Tackles: 1, three times (last: vs. Delaware, 12-3-2022)

Assisted Tackles: 1, four times (last: vs. Holy Cross, 12-10-2022)

Total Tackles: 2, vs. Delaware, 12-3-2022

Tackles for Loss: 1.0, at Western Illinois, 10-16-2021

Sacks: 1.0, at Western Illinois, 10-16-2021



#### 8-BLAKE PETERSON

**6-4, 260, Sr.**

**Beresford, South Dakota • Beresford H.S./ Iowa State**

##### ***SINGLE-GAME CAREER HIGHS***

Solo Tackles: 2, vs. Western Oregon, 8-31-2023

Assisted Tackles: 1, vs. Western Oregon, 8-31-2023, and vs. Drake, 9-16-2023

Total Tackles: 3, vs. Western Oregon, 8-31-2023

Tackles for Loss: 0.5, vs. Western Oregon, 8-31-2023, and vs. Drake, 9-16-2023

Sacks: N/A

## CAREER HIGHS — DEFENSE

### DEFENSIVE TACKLES



**93-MAX BALOUN**

**6-6, 285, Jr.**

**Redfield, South Dakota • Redfield H.S.**

**SINGLE-GAME CAREER HIGHS**

Solo Tackles: 2, vs. Montana State, 9-9-2023


Assisted Tackles: 2, vs. North Dakota, 9-30-2023

Total Tackles: 3, vs. Montana State, 9-9-2023

Tackles for Loss: 1.0, three times (last: vs. Drake, 9-16-2023)

Sacks: 1.0, at Iowa, 9-3-2022, and vs. Western Illinois, 10-1-2022

Pass Breakups: 1, vs. Butler, 9-17-2022



**98-RYAN VAN MAREL**

**6-4, 295, Sr.**

**Sheldon, Iowa • Sheldon H.S.**

**SINGLE-GAME CAREER HIGHS**

Solo Tackles: 2, seven times (last: vs. Indiana State, 10-29-2022)

Assisted Tackles: 3, at Iowa, 9-3-2022

Total Tackles: 3, three times (last: at North Dakota State, 10-15-2022)

Tackles for Loss: 1.0, eight times (last: vs. Drake, 9-16-2023)

Sacks: 1.0, three times (last: vs. Holy Cross, 12-10-2022)

Forced Fumbles: 1, vs. Southern Illinois, 10-9-2021

Blocked Kicks: 1, vs. Youngstown State, 3-13-2021



**52-JAROD DePRIEST**

**6-5, 285, Sr.**

**Trivoli, Illinois • Farmington Central H.S.**

**SINGLE-GAME CAREER HIGHS**

Solo Tackles: 2, vs. Delaware, 12-3-2022


Assisted Tackles: 3, at Indiana State, 9-25-2021, and vs. Holy Cross, 12-10-2022

Total Tackles: 4, vs. Holy Cross, 12-10-2022

Tackles for Loss: 1.0, four times (last: at North Dakota, 10-22-2022)

Sacks: 1.0, four times (last: at North Dakota, 10-22-2022)

Blocked Kicks: 1, vs. UC Davis, 9-10-2022



**92-BRIAN WILLIAMS**

**6-1, 285, Sr.**

**Chipley, Florida • Chipley H.S./Valdosta State**

**SINGLE-GAME CAREER HIGHS**

Solo Tackles: 2, vs. Montana State, 9-9-2023

Assisted Tackles: 2, vs. Indiana State, 10-29-2022

Total Tackles: 3, vs. Indiana State, 10-29-2022

Tackles for Loss: 1.0, vs. Montana State, 9-9-2023

Sacks: N/A



**51-LOGAN GREEN**

**6-4, 285, R-Fr.**

**Northboro, Iowa • Clarinda H.S.**

**SINGLE-GAME CAREER HIGHS**

Solo Tackles: N/A

Assisted Tackles: 1, vs. Drake, 9-16-2023

Total Tackles: 1, vs. Drake, 9-16-2023

Tackles for Loss: N/A

Sacks: N/A



**55-AARON WOLFCAL-HOLSTEN**

**6-1, 280, R-Fr.**

**Gilbert, Arizona • Williams Field H.S.**

**SINGLE-GAME CAREER HIGHS**

Solo Tackles: 2, vs. Butler, 9-17-2022

Assisted Tackles: 2, vs. Indiana State, 10-29-2022

Total Tackles: 2, vs. Butler, 9-17-2022, and vs. Indiana State, 10-29-2022

Tackles for Loss: 0.5, vs. Indiana State, 10-29-2022

Fumble Recoveries: 1, vs. Butler, 9-17-2022

### LINEBACKERS



**96-BRYCE HAWTHORNE**

**6-3, 265, Fr.**

**Osseo, Minnesota • Osseo H.S.**

**SINGLE-GAME CAREER HIGHS**

Solo Tackles: 2, vs. Western Oregon, 8-31-2023, and vs. Drake, 9-16-2023

Assisted Tackles: 1, vs. Drake, 9-16-2023

Total Tackles: 3, vs. Drake, 9-16-2023

Tackles for Loss: 1.0, vs. Western Oregon, 8-31-2023

Sacks: N/A



**32-ADAM BOCK**

**6-1, 225, Sr.**

**Solon, Iowa • Solon H.S.**

**SINGLE-GAME CAREER HIGHS**

Solo Tackles: 11, at South Dakota, 11-13-2021

Assisted Tackles: 10, at Indiana State, 9-25-2021

Total Tackles: 17, vs. Southern Illinois, 10-9-2021

Tackles for Loss: 2.5, four times (last: vs. Montana State, 12-17-2022)

Sacks: 2.0, vs. South Dakota, 10-8-2022

Forced Fumbles: 1, three times (last: at Iowa, 9-3-2022)

Fumble Recoveries: 1, at Iowa, 9-3-2022

Interceptions: 1, at Indiana State, 9-25-2021, and vs. UC Davis, 11-27-2021

Long Interception Return: 39 yards (for TD), vs. UC Davis, 11-27-2021

Pass Breakups: 2, at Colorado State, 9-3-2021

Blocked Kicks: 1, at Youngstown State, 10-30-2021

*Note: Returned blocked PAT at Youngstown State for defensive extra point*



**91-JACE SIFORE**

**6-3, 280, R-Fr.**

**Howard, South Dakota • Howard H.S.**

**SINGLE-GAME CAREER HIGHS**

Solo Tackles: N/A

Assisted Tackles: N/A

Total Tackles: N/A

Tackles for Loss: N/A

Sacks: N/A

## CAREER HIGHS — DEFENSE

### LINEBACKERS (cont.)



**9-CALEB FRANCL**

**6-1, 195, Jr.**

**Grand Island, Nebraska • Grand Island H.S.**

**SINGLE-GAME CAREER HIGHS**

Solo Tackles: 5, vs. Northern Iowa, 10-23-2021  
Assisted Tackles: 4, at Indiana State, 9-25-2021  
Total Tackles: 7, vs. Northern Iowa, 10-23-2021  
Tackles for Loss: 2.0, vs. Long Island, 9-7-2019  
Fumble Recoveries: 1, vs. Dixie State, 10-2-2021  
Interceptions: 1, at Iowa, 9-3-2022  
Pass Breakups: 1, at Indiana State, 9-25-2021, and at Iowa, 9-3-2022



**11-JASON FREEMAN**

**5-9, 215, Sr.**

**Zion, Illinois • Zion-Benton Township H.S./  
Olivet Nazarene University**

**SINGLE-GAME CAREER HIGHS**

Solo Tackles: 6, at North Dakota, 10-22-2022  
Assisted Tackles: 6, vs. Indiana State, 10-29-2022  
Total Tackles: 10, vs. Indiana State, 10-29-2022  
Tackles for Loss: 1.5, vs. Delaware, 12-3-2022  
Sacks: 1.0, three times (last: vs. Illinois State, 11-12-2022)  
Interceptions: 1, vs. Holy Cross, 12-10-2022, and vs. North Dakota State, 1-8-2023  
Pass Breakups: 1, vs. UC Davis, 9-10-2022, and vs. Western Illinois, 10-1-2022



**33-BRYCE JOHNSON**

**6-3, 210, R-Fr.**

**Parker, Colorado • Lutheran H.S.**

**SINGLE-GAME CAREER HIGHS**

Solo Tackles: 1, vs. North Dakota, 9-30-2023  
Assisted Tackles: N/A  
Total Tackles: 1, vs. North Dakota, 9-30-2023  
Tackles for Loss: N/A




**40-AARON KUSLER**

**6-3, 225, Jr.**

**Sioux Falls, South Dakota • Roosevelt H.S.**

**SINGLE-GAME CAREER HIGHS**

Solo Tackles: 2, at Indiana State, 9-25-2021, and vs. Western Oregon, 8-31-2023  
Assisted Tackles: 2, vs. Lindenwood, 9-11-2021  
Total Tackles: 3, vs. Lindenwood, 9-11-2021  
Tackles for Loss: N/A



**43-ADAM KUSLER**

**6-2, 225, Jr.**

**Sioux Falls, South Dakota • Roosevelt H.S.**

**SINGLE-GAME CAREER HIGHS**

Solo Tackles: 2, vs. Dixie State, 10-2-2021, and vs. Indiana State, 10-29-2022  
Assisted Tackles: 3, vs. Dixie State, 10-2-2021  
Total Tackles: 5, vs. Dixie State, 10-2-2021  
Tackles For Loss: 1.0, vs. Indiana State, 10-29-2022  
Pass Breakups: 1, at Colorado State, 9-3-2021, and vs. Dixie State, 10-2-2021



**0-DAETON MCGAUGHY**

**6-0, 210, Sr.**

**Elwood, Kansas • Lafayette H.S.**

**SINGLE-GAME CAREER HIGHS**

Solo Tackles: 8, vs. Drake, 9-16-2023  
Assisted Tackles: 4, vs. Lindenwood, 9-11-2021  
Total Tackles: 9, vs. Drake, 9-16-2023  
Tackles for Loss: 1.0, vs. Drake, 9-16-2023  
Interceptions: 1, three times (last: vs. UC Davis, 9-10-2022)  
Pass Breakups: 1, vs. Western Oregon, 8-31-2023  
Fumble Recoveries: 1, vs. Western Illinois, 10-1-2022



**46-CULLEN MCSHANE**

**6-1, 225, R-Fr.**

**Marquette, Iowa • MFL MarMac H.S.**

**SINGLE-GAME CAREER HIGHS**

Solo Tackles: 3, vs. Drake, 9-16-2023  
Assisted Tackles: 2, vs. Drake, 9-16-2023  
Total Tackles: 5, vs. Drake, 9-16-2023  
Tackles for Loss: N/A  
Sacks: N/A



**41-JOE OLLMAN**

**6-1, 215, R-Fr.**

**Mequon, Wisconsin • Homestead H.S.**

**SINGLE-GAME CAREER HIGHS**

Solo Tackles: 1, vs. Western Oregon, 8-31-2023  
Assisted Tackles: 1, vs. Drake, 9-16-2023  
Total Tackles: 1, vs. Western Oregon, 8-31-2023, and vs. Drake, 9-16-2023  
Tackles for Loss: N/A  
Sacks: N/A




**38-TREVOR SCOTT**

**5-10, 195, R-Fr.**

**Kansas City, Missouri • Platte County H.S.**

**SINGLE-GAME CAREER HIGHS**

Solo Tackles: 2, at North Dakota State, 10-15-2022  
Assisted Tackles: 1, at North Dakota State, 10-15-2022  
Total Tackles: 3 at North Dakota State, 10-15-2022  
Tackles for Loss: N/A  
Sacks: N/A



**29-GRAHAM SPALDING**

**6-2, 210, Sr.**

**Oviedo, Florida • Lake Howell H.S.**

**SINGLE-GAME CAREER HIGHS**

Solo Tackles: 4, six times (last: vs. North Dakota, 10-22-2022)  
Assisted Tackles: 8, vs. Northern Iowa, 10-23-2021  
Total Tackles: 12, vs. Northern Iowa, 10-23-2021  
Tackles for Loss: 2.5, vs. Northern Iowa, 10-23-2021  
Sacks: 1.0, at Colorado State, 9-3-2021  
Forced Fumbles: 1, at Southern Illinois, 3-20-2021  
Fumble Recoveries: 1, vs. Indiana State, 10-29-2021  
Interceptions: 1, vs. Lindenwood, 9-11-2021, and vs. Northern Iowa, 10-23-2021  
Pass Breakups: 1, three times (last: vs. Northern Iowa, 10-23-2021)



## CAREER HIGHS — DEFENSE

### LINEBACKERS (cont.)



**2-ISAIAH STALBIRD**

**6-1, 215, Sr.**

**Kearney, Nebraska • Kearney H.S./Nebraska**

#### **SINGLE-GAME CAREER HIGHS**

Solo Tackles: 8, at North Dakota, 10-22-2022

Assisted Tackles: 6, vs. North Dakota State, 11-6-2021

Total Tackles: 9, three times (last: at Sacramento State, 12-4-2021)

Tackles for Loss: 1.5, at Indiana State, 9-25-2021

Forced Fumbles: 1, vs. Southern Illinois, 10-9-2021, and at Montana State, 12-18-2021

Fumble Recoveries: 1, at North Dakota, 10-22-2022

Pass Breakups: 2, at North Dakota, 2-27-2021

Blocked Kicks: 1, at Northern Iowa, 2-19-2021



**30-CODY COTTON**

**6-0, 175, So.**

**Pleasant Prairie, Wisconsin • Union Grove H.S./Upper Iowa**

#### **SINGLE-GAME CAREER HIGHS**

Solo Tackles: 1, vs. Drake, 9-16-2023

Assisted Tackles: 1, vs. Montana State, 9-9-2023

Total Tackles: 1, vs. Montana State, 9-9-2023, and vs. Drake, 9-16-2023



**6-SAIVEON WILLIAMSON**

**6-1, 205, Sr.**

**Waseca, Minnesota • Waseca H.S.**

#### **SINGLE-GAME CAREER HIGHS**

Solo Tackles: 8, vs. Delaware, 12-3-2022

Assisted Tackles: 6, vs. Montana State, 9-9-2023

Total Tackles: 11, vs. Delaware, 12-3-2022

Tackles for Loss: 1.5, vs. Western Oregon, 8-31-2023

Pass Breakups: 1, vs. Illinois State, 11-12-2022, and vs. Drake, 9-16-2023



**13-AYDAN DAUTERMANN**

**6-1, 190, So.**

**Hartford, Wisconsin • Slinger H.S.**

#### **SINGLE-GAME CAREER HIGHS**

Solo Tackles: 2, vs. Butler, 9-17-2022

Assisted Tackles: 1, three times (last: vs. Montana State, 9-9-2023)

Total Tackles: 3, vs. Butler, 9-17-2022

Pass Breakups: 1, three times (last: vs. Indiana State, 10-29-2022)



**5-DYSHAWN GALES**

**5-11, 190, Sr.**

**North Chicago, Illinois • North Chicago Community H.S.**

#### **SINGLE-GAME CAREER HIGHS**

Solo Tackles: 5, vs. Dixie State, 10-2-2021

Assisted Tackles: 4, at Colorado State, 9-3-2021, and vs. Northern Iowa, 10-23-2021

Total Tackles: 6, vs. Dixie State, 10-2-2021, and vs. Southern Illinois, 10-9-2021

Tackles for Loss: 1.0, nine times (last: vs. Holy Cross, 12-10-2022)

Sacks: 1.0, vs. Holy Cross, 12-10-2022

Forced Fumbles: 1, vs. Lindenwood, 9-11-2021

Interceptions: 1, seven times (last: vs. North Dakota State, 1-8-2023)

Long Interception Return: 31 yards (for TD), at North Dakota, 10-22-2022

Pass Breakups: 2, five times (last: vs. North Dakota State, 1-8-2023)

### CORNERBACKS



**4-STEVEN ARRELL**

**6-3, 195, Jr.**

**Brooklyn Park, Minnesota • Osseo H.S.**

#### **SINGLE-GAME CAREER HIGHS**

Solo Tackles: 4, vs. Dixie State, 10-2-2021

Assisted Tackles: 3, vs. Dixie State, 10-2-2021

Total Tackles: 7, vs. Dixie State, 10-2-2021

Tackles for Loss: 1.0, three times (last: at Missouri State, 9-24-2022)

Interceptions: 1, vs. Dixie State, 10-2-2021

Pass Breakups: 1, six times (last: vs. North Dakota State, 1-8-2023)

Forced Fumbles: 1, vs. Western Illinois, 10-1-2022, and vs. North Dakota State, 1-8-2023

Fumble Recoveries: 1, vs. Butler, 9-17-2022



**7-DALYS BEANUM**

**6-1, 190, Sr.**

**Omaha, Nebraska • Millard West H.S.**

#### **SINGLE-GAME CAREER HIGHS**

Solo Tackles: 6, vs. Holy Cross, 12-10-2022

Assisted Tackles: 3, at Indiana State, 9-25-2021

Total Tackles: 8, vs. Holy Cross, 12-10-2022

Tackles for Loss: 1.0, at Western Illinois, 10-16-2021

Forced Fumbles: 1, at Villanova, 12-11-2021


Interceptions: 3, vs. UC Davis, 11-27-2021

Interception Return Yards: 60, vs. UC Davis, 11-27-2021

Long Interception Return: 59 yards (for TD), vs. UC Davis, 11-27-2021

Pass Breakups: 2, vs. Holy Cross, 12-10-2022

Blocked Kicks: 1, vs. South Dakota, 10-8-2022



**31-JALEN B. LEE**

**6-0, 195, R-Fr.**

**Wentzville, Missouri • Fort Zumwalt H.S.**

#### **SINGLE-GAME CAREER HIGHS**

Solo Tackles: 3, vs. Drake, 9-16-2023

Assisted Tackles: N/A

Total Tackles: 3, vs. Drake, 9-16-2023

Pass Breakups: 1, vs. Drake, 9-16-2023



**20-MYLES TAYLOR**

**6-0, 175, So.**

**Gilbert, Arizona • Williams Field H.S.**

#### **SINGLE-GAME CAREER HIGHS**

Solo Tackles: N/A


Assisted Tackles: N/A

Total Tackles: N/A

Pass Breakups: N/A

## CAREER HIGHS — DEFENSE

### SAFETIES



#### 23-MATTHEW DURRANCE

6-2, 210, So.

Lutz, Florida • Steinbrenner H.S.

##### **SINGLE-GAME CAREER HIGHS**

Solo Tackles: 3, vs. Western Oregon, 8-31-2023  
Assisted Tackles: 2, at Missouri State, 9-24-2022  
Total Tackles: 4, vs. Western Oregon, 8-31-2023  
Interceptions: 1, at Missouri State, 9-24-2022  
Fumble Recoveries: 1 (for TD), vs. Delaware, 12-3-2022



#### 14-COLBY HUARTER

6-1, 200, Jr.

Katy, Texas • Tompkins H.S.

##### **SINGLE-GAME CAREER HIGHS**

Solo Tackles: 5, vs. Montana State, 9-9-2023  
Assisted Tackles: 5, vs. UC Davis, 9-10-2022, and vs. Montana State, 9-9-2023  
Total Tackles: 10, vs. Montana State, 9-9-2023  
Tackles for Loss: 1.0, three times (last: vs. Delaware, 12-3-2022)  
Sacks: 1.0, at North Dakota, 10-22-2022  
Interceptions: 1, three times (last: vs. Western Oregon, 8-31-2023)  
Long Interception Return: 70 yards, at Missouri State, 9-24-2022  
Pass Breakups: 1, at North Dakota State, 10-15-2022, and at Northern Iowa, 11-5-2022



#### 3-DONTAY JOHNSON

6-2, 185, R-Fr.

Fort Collins, Colorado • Colorado Early College

##### **SINGLE-GAME CAREER HIGHS**

Solo Tackles: 3, vs. UC Davis, 9-10-2022  
Assisted Tackles: 1, vs. Butler, 9-17-2022  
Total Tackles: 3, vs. UC Davis, 9-10-2022  
Tackles for Loss: 1.0, vs. UC Davis, 9-10-2022  
Pass Breakups: 1, vs. Butler, 9-17-2022




#### 1-TUCKER LARGE

5-10, 1800, So.

Sioux Falls, South Dakota • Roosevelt H.S.

##### **SINGLE-GAME CAREER HIGHS**

Solo Tackles: 7, vs. Montana State, 9-9-2023  
Assisted Tackles: 3, vs. UC Davis, 9-10-2022  
Total Tackles: 7, vs. UC Davis, 9-10-2022, and vs. Montana State, 9-9-2023  
Interceptions: 1, vs. Western Oregon, 8-31-2023  
Long Interception Return: 64 yards (for TD), vs. Western Oregon, 8-31-2023  
Pass Breakups: 1, three times (last: vs. Drake, 9-16-2023)  
Punt Returns: 4, vs. Drake, 9-16-2023  
Punt Return Yards: 149, vs. Drake, 9-16-2023  
Long Punt Return: 61 yards, vs. Drake, 9-16-2023



#### 25-CALE REEDER

6-0, 195, Sr.

Yorkville, Illinois • Yorkville H.S.

##### **SINGLE-GAME CAREER HIGHS**

Solo Tackles: 7, vs. UC Davis, 11-27-2021  
Assisted Tackles: 4, vs. North Dakota State, 11-6-2021  
Total Tackles: 8, vs. UC Davis, 11-27-2021, and vs. Montana State, 9-9-2023  
Tackles for Loss: 2.0, at Villanova, 12-11-2021  
Sacks: 1.0, vs. South Dakota, 12-8-2022  
Interceptions: 1, four times (last: vs. Montana State, 9-9-2023)  
Pass Breakups: 1, eight times (last: at Montana State, 12-17-2022)



#### 27-NOAH THOMPSON

6-0, 185, R-Fr.

Brandon, South Dakota • Brandon Valley H.S.

##### **SINGLE-GAME CAREER HIGHS**

Solo Tackles: 3, vs. Western Oregon, 8-31-2023  
Assisted Tackles: 1, vs. Drake, 9-16-2023  
Total Tackles: 3, vs. Western Oregon, 8-31-2023  
Interceptions: N/A  
Pass Breakups: N/A



#### 26-KOLTEN TILFORD

5-9, 175, Fr.

North Platte, Nebraska • North Platte H.S.

##### **SINGLE-GAME CAREER HIGHS**

Solo Tackles: 1, vs. Western Oregon, 8-31-2023  
Assisted Tackles: N/A  
Total Tackles: 1, vs. Western Oregon, 8-31-2023  
Interceptions: 1, vs. Western Oregon, 8-31-2023  
Pass Breakups: N/A