



SOUTH DAKOTA STATE UNIVERSITY

JACKRABBIT ATHLETICS NEWS RELEASE

Jackrabbit Sports Information • 2820 HPER Center • Brookings, SD 57007-1497
 Football Contact/Assistant AD-Athletic Communications: Jason Hove E-mail: Jason.Hove@sdstate.edu
 Office Phone: (605) 688-4623 Mobile: (605) 695-1827 Fax: (605) 688-5999
 Facebook: www.facebook.com/jackrabbit.nation Twitter: @GoJacksSDSU Website: www.GoJacks.com

2023 FOOTBALL INFORMATION

Jacks, Coyotes duel for MVFC lead

GAME NOTES — OCT. 28

#1/1 SOUTH DAKOTA STATE (7-0, 4-0 MVFC)
at #4/9 SOUTH DAKOTA (6-1, 4-0 MVFC)

Interstate Series

1 p.m. Saturday • DakotaDome; Vermillion, S.D.



HEAD COACH: Bob Nielson (Wartburg, 1982)
 • 38-43 record in eight seasons at South Dakota; 224-123-1 record in 31 seasons as a collegiate head coach

SERIES NOTES

- 116th Meeting (South Dakota State leads the all-time series, 56-52-7)
- The Jackrabbits have won 8 of the 10 meetings in the Division I era, including a 28-3 victory last season at Dana J. Dykhouse Stadium; USD has won last two in Vermillion

MEDIA INFORMATION

- Game will be televised on Midco Sports and ESPN+; expanded pre-game show begins at 12:30 p.m.
- Radio pre-game show begins at 11 a.m. Central on the Jackrabbit Sports Network, which includes flagship station WNAX 570 AM-Yankton and the following affiliates:
 • KJJQ 910 AM-Brookings • KXLG 100.3 FM-Milbank • KORN 1490 AM/101.3 FM-Mitchell
 • KELO 1320 AM/KELQ 107.9 FM-Sioux Falls • KCCR 1240 AM/98.9 FM-Pierre
 • KLOH 1050 AM/94.1 FM-Pipestone, Minn. • KXLG 99.1 FM-Watertown • KWYR 93.7 FM-Winner
- Radio team of Tyler Merriam (play-by-play), Al Bahe (color), Scotty Kwas (sidelines) and Brent Bowen (pregame/postgame host) will call the action



HEAD COACH: Jimmy Rogers (SDSU, 2009)
 • 7-0 record in first season as a collegiate head coach
STARTERS RETURNING: 18 (10 Off., 7 Def., 1 ST)

2022 SCHEDULE AND RESULTS

AUGUST

31 WESTERN OREGON [Dairy Drive] W, 45-7

SEPTEMBER

9 MONTANA STATE [Beef Bowl] W, 20-16

16 vs. Drake [at Minneapolis, Minn.] W, 70-7

30 *NORTH DAKOTA [Hall of Fame] W, 42-21

OCTOBER

7 *at Illinois State W, 40-21

14 *NORTHERN IOWA [Hobo Day] W, 41-6

21 *at Southern Illinois W, 17-10

28 *at South Dakota [Interstate Series] 1 p.m.

NOVEMBER

4 *NORTH DAKOTA STATE 2 p.m.

11 *at Youngstown State 11 a.m.

18 *MISSOURI STATE [Senior Day] 2 p.m.

*Missouri Valley Football Conference game; all times Central

TALE OF THE TAPE — 2023 SEASON STATISTICS

SOUTH DAKOTA	CATEGORY	SOUTH DAKOTA STATE
26.0	Points Per Game	39.3
14.4	Points Allowed Per Game	12.6
160.7	Rushing Yardage Per Game	240.1
141.0	Rush Yardage Allowed/Game	96.1
194.1	Passing Yardage Per Game	204.1
13.6	Average Per Catch	13.1
180.4	Pass Yardage Allowed/Game	171.4
354.9	Total Offense Per Game	444.3
321.4	Total Offense Allowed/Game	267.6
17.9	Kick Return Average	26.9
10.0	Punt Return Average	19.9
5-46	Interception Returns	7-153
5-3	Fumbles-Lost	4-4
43-345	Penalties-Yards	54-541
29:04	Time of Possession/Game	30:49
25/60 (42%)	Third-Down Conversions	40/68 (59%)

RECENT SERIES SCORES

2000:	South Dakota 41, South Dakota State 28 (Nov. 4, 2000, at Coughlin-Alumni Stadium)
2001:	South Dakota State 20, South Dakota 3 (Oct. 27, 2001, at Vermillion)
2002:	South Dakota State 27, South Dakota 20 (Nov. 2, 2002, at Coughlin-Alumni Stadium)
2003:	South Dakota State 22, South Dakota 11 (Oct. 25, 2003, at Vermillion)
2012:	South Dakota State 31, South Dakota 8 (Nov. 17, 2012, at Coughlin-Alumni Stadium)
2013:	South Dakota State 27, South Dakota 12 (Nov. 16, 2013, at Vermillion)
2014:	South Dakota State 37, South Dakota 14 (Nov. 22, 2014, at Coughlin-Alumni Stadium)
2015:	South Dakota State 30, South Dakota 23 (Nov. 14, 2015, at Vermillion)
2016:	South Dakota State 28, South Dakota 21 (Nov. 12, 2016, at Dana J. Dykhouse Stadium)
2017:	South Dakota State 31, South Dakota 28 (Nov. 18, 2017, at Vermillion)
2018:	South Dakota State 49, South Dakota 27 (Nov. 17, 2018, at Dana J. Dykhouse Stadium)
2019:	South Dakota 24, South Dakota State 21 (Nov. 23, 2019, at Vermillion)
2020-21:	Game canceled due to COVID-19 protocols
2021:	South Dakota 23, South Dakota State 20 (Nov. 13, 2021, at Vermillion)
2022:	South Dakota State 28, South Dakota 3 (Oct. 8, 2022, at Dana J. Dykhouse Stadium)
South Dakota State records have the Jackrabbits leading the all-time series, 56-52-7	

CURRENT WINNING STREAKS

Overall: 21 (Last Loss: Sept. 3, 2022, at Iowa — L, 3-7)
MVFC: 13 (Last Loss: Nov. 13, 2021, at South Dakota — L, 20-23)
Home: 16 (Last Loss: Oct. 23, 2021, vs. Northern Iowa — L, 17-26)
Road/Neutral: 8 (Last Loss: Sept. 3, 2022, at Iowa — L, 3-7)
vs. Ranked FCS Opponents: 12 (Last Loss: Dec. 18, 2021, at Montana State — L, 17-31)

Sports Information Contact: Jason Hove

Oct. 25, 2023

BROOKINGS, S.D. — Sole possession of first place in the Missouri Valley Football Conference, as well as state bragging rights, will be on the line Saturday afternoon, when No. 1 South Dakota State travels to South Dakota for a top-10 matchup.

Kickoff for the Interstate Series matchup is slated for 1 p.m. at the DakotaDome in Vermillion.

The top-ranked Jackrabbits enter the week with a 7-0 overall record, including a 4-0 mark in the MVFC. SDSU ran its overall winning streak to 21 games with a hard-fought 17-10 victory Oct. 21 at No. 12 Southern Illinois.

USD, meanwhile, improved to 6-1 overall and also stayed unbeaten in league play at 4-0 with a 17-3 road win at Indiana State. The Coyotes, whose lone loss came to Missouri in their Aug. 31 season opener, are ranked fourth in this week's Stats Perform media poll and ninth in the poll conducted by the American Football Coaches Association.

THE SERIES: According to SDSU records, Saturday's game will mark the 116th meeting between the Jackrabbits and Coyotes on the gridiron. The series dates back to a 6-6 tie back in 1889 in a game that was played in Sioux Falls.

Overall, the Jackrabbits hold a 56-52-7 advantage in the series.

The two programs were longstanding members of the North Central Conference and often played season home-and-home series during their days competing at the NCAA Division II level.

After a nine-year hiatus as the institutions made their moves to Division I competition on separate timetables, the series resumed in 2012, when USD gained entry into the Missouri Valley Football Conference. SDSU has won eight of the 10 matchups as D-I rivals, but USD has won the last two meetings in Vermillion — both by three points.

In last season's meeting, Oct. 8, 2023, at Dana J. Dykhouse Stadium, the Jackrabbits dominated the final three quarters in posting a 28-3 victory before a sellout crowd.

USD kicked a field goal on the opening drive of the game and was deep in SDSU territory early in the second quarter, when Cale Reeder turned the tide with an interception in the end zone. Following the interception, the Jacks took the lead on a 28-yard touchdown pass from Mark Gronowski to Jaxon Janke and scored again seven minutes later on a 47-yard touchdown run by Isaiah Davis — the first of three scores on the day by the Jackrabbit back.

The SDSU defense made the lead stand up by registering seven sacks.

SEASON 16 IN THE MVFC: The 2023 season marks South Dakota State's 16th as a member of the Missouri Valley Football Conference. Since joining the league in 2008, SDSU is the only program in that span to not have a losing season in conference play.

The Jackrabbits hold an 88-34 record (.721 winning percentage) in MVFC games and have won six or more league games seven times. SDSU previously earned a share of league titles in 2016 and during the 2020-21 spring season before running the table with an 8-0 record in conference play en route to the 2022 national championship.

YEAR 20 IN FCS: The 2023 season marks the 20th season South Dakota State has competed in the Football Championship Subdivision.

Since joining the Division I ranks in 2004, the Jackrabbits have compiled a 163-79 record (.674 winning percentage) and have qualified for postseason play 12 times, including 11 consecutive appearances.

ELITE COMPANY: South Dakota State is one of only two Football Championship Subdivision programs to reach the playoffs each of the last 11 seasons, including advancing to the national semifinals or championship game in four of the last five seasons. The Jackrabbits secured the Missouri Valley Football Conference's automatic bid to the 2022 playoffs, assuring SDSU of its 11th consecutive postseason appearance and 12th overall at the FCS level.

GAME NOTES — SOUTH DAKOTA STATE AT SOUTH DAKOTA

YEAR-BY-YEAR IN FCS ERA

GREAT WEST FOOTBALL CONFERENCE

YEAR	OVERALL	CONF
2004	6-5	2-3
2005	6-5	3-2
2006	7-4	3-1
2007	7-4	4-0
TOTALS	26-18	12-6

MISSOURI VALLEY FOOTBALL CONF.

YEAR	OVERALL	CONF
2008	7-5	6-2
2009	8-4	7-1
2010	5-6	4-4
2011	5-6	4-4
2012	9-4	6-2
2013	9-5	5-3
2014	9-5	5-3
2015	8-4	5-3
2016	9-4	7-1
2017	11-3	6-2
2018	10-3	6-2
2019	8-5	5-3
2020-21	8-2	5-1
2021	11-4	5-3
2022	14-1	8-0
2023	7-0	4-0
TOTALS	138-61	88-34
OVERALL TOTALS	163-79	100-40

MFVC rival North Dakota State holds the longest active streak with 13 consecutive trips to the playoffs.

WINNING STREAKS CONTINUE: South Dakota State extended several winning streaks with its 17-10 victory at Southern Illinois on Oct. 21.

First, the Jackrabbits extended their overall winning streak to 21 games dating back to last season. SDSU has won 12 games against ranked opponents in that span, including two victories over North Dakota, North Dakota State and Montana State.

SDSU also won its 13th consecutive Missouri Valley Football Conference game and lengthened its current winning streak in games away from home to eight.

The Jackrabbits' 21-game winning streak is tied for eighth-longest in the history of the Football Championship Subdivision, which dates back to 1978. The longest FCS winning streaks are:

- 39 games – North Dakota State (2017-20)
- 33 – North Dakota State (2012-14)
- 26 – James Madison (2016-17)
- 24 – Pennsylvania (1992-95)
- 24 – Montana (2001-02)
- 22 – Harvard (2013-15)
- 22 – Sam Houston (2019-21)
- 21 – Montana (1995-96)
- 21 – Colgate (2002-03)
- 21 – South Dakota State (2022-present)
- 20 – Holy Cross (1990-92)
- 20 – Dayton (1996-97)

FIRST 7-0 START: With its 17-10 victory over Southern Illinois on Oct. 21, South Dakota State moved to 7-0 on the season, marking the first time in program history at Jackrabbit football team accomplished the feat.

Previously, both the 1950 and 1951 squads began the season with 6-0 records before finishing with ties in their seventh games of those years.

RANKINGS STREAK: By being ranked first in the Stats Perform FCS preseason poll and again in the first eight polls of the 2023 regular season, SDSU has now appeared in the top 25 of 153 consecutive media polls dating back to October 2012.

The Jackrabbits have held the top spot in the poll for more than a year — taking over the top spots on Oct. 17, 2022, and keeping that ranking for the final seven surveys of the 2022 season. SDSU was a unanimous No. 1 selection to start the 2023 season to hold the top ranking in a preseason poll for the first time in program history.

Following is a week-by-week listing of South Dakota State's 2023 national rankings:

Date	Stats Perform	AFCA
Preseason	1st	1st
Sept. 4/5	1st	1st
Sept. 11	1st	1st
Sept. 18	1st	1st
Sept. 25	1st	1st
Oct. 2	1st	1st
Oct. 9	1st	1st
Oct. 16	1st	1st
Oct. 23	1st	1st

CAPTAINS: Leading the Jackrabbit football team are six captains:

- Adam Bock, Sr., linebacker, Solon, Iowa;
- Isaiah Davis, Sr., running back, Joplin, Missouri;
- DyShawn Gales, Sr., cornerback, North Chicago, Illinois;
- Garret Greenfield, Sr., offensive lineman, Rock Valley, Iowa;
- Mark Gronowski, Jr., quarterback, Naperville, Illinois;
- Mason McCormick, Sr., offensive lineman, Sioux Falls.

McCormick is in his third season as a team captain, while Bock, Greenfield and Gronowski are in their second seasons in the role. Davis and Gales are first-time captains.

2023 SEASON HIGHS

TEAM GAME HIGHS

RUSHING ATTEMPTS: 46, at Illinois State, 10-7-23
RUSHING YARDS: 374, at Illinois State, 10-7-23
YARDS PER RUSH: 10.9, vs. Drake, 9-16-23
RUSHING TOUCHDOWNS: 5, vs. Drake, 9-16-23, and vs North Dakota, 9-30-23
PASS ATTEMPTS: 30, vs. Drake, 9-16-23
PASS COMPLETIONS: 21, vs. Northern Iowa, 10-14-23
YARDS PASSING: 291, vs. Northern Iowa, 10-14-23
YARDS PER PASS: 11.2, vs. Northern Iowa, 10-14-23
PASSING TOUCHDOWNS: 5, vs. Drake, 9-16-23
TOTAL PLAYS: 64, at Illinois State, 10-7-23
TOTAL OFFENSE: 618 yards, vs. Drake, 9-16-23
YARDS PER PLAY: 9.8, vs. Drake, 9-16-23
POINTS: 70, vs. Drake, 9-16-23
FIRST DOWNS: 27, vs. Drake, 9-16-23
SACKS BY: 4, vs. Northern Iowa, 10-14-23, and at Southern Illinois, 10-21-23
PENALTIES: 13, at Southern Illinois, 10-21-23
PENALTY YARDS: 125, at Southern Illinois, 10-21-23
TURNOVERS BY: 2, vs. Northern Iowa, 10-14-23
TURNOVERS FORCED: 5, vs. Northern Iowa, 10-14-23
INTERCEPTIONS: 3, vs. Western Oregon, 8-31-23
FUMBLE RECOVERIES: 3, vs. Northern Iowa, 10-14-23
PUNTS: 4, vs. Montana State, 9-9-2023, and at Southern Illinois, 10-21-23
TIME OF POSSESSION: 35:45, at Illinois State, 10-7-23

2023 SEASON HIGHS

INDIVIDUAL GAME HIGHS

RUSHING ATTEMPTS: 20, by Isaiah Davis, at Illinois State, 10-7-23

RUSHING YARDS: 197, by Isaiah Davis, at Illinois State, 10-7-23

RUSHING TOUCHDOWNS: 3, by Isaiah Davis, vs. North Dakota, 9-30-23

LONG RUSH: 69 yards (for TD), by Chase Mason, vs. Drake, 9-16-23

PASS ATTEMPTS: 35, by Mark Gronowski, vs. Drake, 9-16-23

PASS COMPLETIONS: 21, by Mark Gronowski, vs. Northern Iowa, 10-14-23

YARDS PASSING: 291, by Mark Gronowski, vs. Northern Iowa, 10-14-23

TOUCHDOWN PASSES: 5, by Mark Gronowski, vs. Drake, 9-16-23

RECEPTIONS: 7, by Jaxon Janke, vs. Drake, 9-16-23

YARDS RECEIVING: 88, by Jaxon Janke, at Illinois State, 10-7-23

RECEIVING TOUCHDOWNS: 2, by Jadon Janke, at Illinois State, 10-7-23, and by Zach Heins, vs. Northern Iowa, 10-14-23

LONG RECEPTION: 60 yards (for TD), by Jaxon Janke (from Mark Gronowski), at Illinois State, 10-7-23

TACKLES: 11, by Saiveon Williamson, at Illinois State, 10-7-23

TACKLES FOR LOSS: 2.0, by Isaiah Stalbird, vs. Northern Iowa, 10-14-23

SACKS: 1.5, by Cade Terveer, vs. Northern Iowa, 10-14-23

INTERCEPTIONS: 1, seven times by seven different players (last: by Dalys Beanum, at Southern Illinois, 10-21-23)

LONG INTERCEPTION RETURN: 64 yards (for TD), by Tucker Large, vs. Western Oregon, 8-31-23

PASS BREAKUPS: 2, by Dalys Beanum, at Illinois State, 10-7-23

FIELD GOALS: 2, by Hunter Dustman, vs. Northern Iowa, 10-14-23

LONG FIELD GOAL: 44 yards, by Hunter Dustman, at Southern Illinois, 10-21-23

PUNTS: 4, by Hunter Dustman, at Southern Illinois, 10-21-23

PUNTING AVERAGE (MIN. 3 PUNTS): 54.2 yards (4 punts), by Hunter Dustman, at Southern Illinois, 10-21-23

LONG PUNT: 62 yards, by Hunter Dustman, at Southern Illinois, 10-21-23

KICKOFF RETURNS: 2, by Amar Johnson, vs. Drake, 9-16-23, and at Southern Illinois, 10-21-23

KICKOFF RETURN YARDS: 73, by Amar Johnson, vs. Drake, 9-16-23

LONG KICKOFF RETURN: 51 yards, by Amar Johnson, vs. Drake, 9-16-23

PUNT RETURNS: 4, by Tucker Large, vs. Drake, 9-16-23

PUNT RETURN YARDS: 149, by Tucker Large, vs. Drake, 9-16-23

LONG PUNT RETURN: 61 yards, by Tucker Large, vs. Drake, 9-16-23

PRESEASON ALL-AMERICANS: Eight players from defending national champion South Dakota State headline the 2023 Stats Perform FCS Preseason All-America Team, presented by FedEx Ground.

The Jackrabbits placed four players on the first team, with three of those selections coming from the offensive side of the ball as Garret Greenfield at tackle and Mason McCormick at guard were joined by running back Isaiah Davis. The senior offensive line duo helped clear the way for SDSU to post averages of 34.2 points and 384.6 yards of total offense per game in 2022.

Greenfield twice has been named to the postseason All-America first team selected by Stats Perform, earning the distinction following the 2020-21 spring season and again in 2022. The Rock Rapids, Iowa, native is one of 11 returning players from last year's first-team honor squad.

Davis, a senior from Joplin, Missouri, averaged 5.8 yards per carry in 2022 en route to 1,451 yards and 15 touchdowns. He also factored in the passing game with 21 receptions for 173 yards.

Leading the Jackrabbit contingent on defense was linebacker Adam Bock. A senior from Solon, Iowa, Bock was limited to 11 games last season, but still finished second on the squad with 76 total tackles, including 7.5 tackles for loss and four sacks.

Second-team recognition on defense went to senior cornerback DyShawn Gales. A senior from North Chicago, Illinois, Gales led the Jackrabbits in 2022 with four interceptions, while adding added six pass breakups to go along with 31 tackles (23 solo).

SDSU's three other honorees were all second-team selections involved in the Jackrabbit passing game: Quarterback Mark Gronowski, wide receiver Jaxon Janke and tight end Zach Heins.

Gronowski accounted for 38 touchdowns last season — 26 through the air and 12 on the ground. The junior from Naperville, Illinois, completed 65 percent of his passes (232-of-356) for 2,967 yards and gained another 408 yards rushing. He has led the Jackrabbits to a 22-3 record and a pair of appearances in the national championship game in his two seasons as the team's starting quarterback.

Janke, a senior from Madison, led the squad in all three major receiving categories last season with 60 receptions for 857 yards and nine touchdowns.

Heins, a senior from Sioux Falls, ranked third on the team in both receptions (29) and receiving touchdowns (4), while ranking fourth in receiving yards (347).

A total of 107 student-athletes were honored across first, second and third teams. All 15 FCS conferences and 52 schools were represented on the Stats Perform FCS Preseason All-America Team.

In addition, Davis, Gronowski and Janke were all included on the initial watch list for the Walter Payton Award, which is presented annually to the top offensive player in the Football Championship Subdivision. Bock was included on the defensive side for the Buck Buchanan Award.

OWNING THE THIRD: South Dakota State has held a huge advantage coming out of the locker room at halftime by outscoring the opposition by a 59-7 margin in the third quarter of games so far this season. The Jackrabbits added to their advantage by outscoring Southern Illinois, 7-0, in the third quarter of their Oct. 21 contest.

DEFENSE TRENDING UPWARD: Since the calendar flipped to October, the SDSU defense has improved dramatically in both the number of turnovers forced and sacks.

Over the past three games, the Jackrabbits have combined to force nine turnovers — six fumbles and three interceptions — and have tallied nine sacks in wins over Illinois State, Northern Iowa and Southern Illinois. SDSU posted four sacks against both UNI and SIU, while forcing a season-best five turnovers versus UNI.

The Jackrabbits' six fumble recoveries over the past three games nearly matches their season total from a year ago of eight in 15 games.

JACKRABBITS IN THE 2023 NCAA STATISTICS

TEAM (top 25)

- 1st in 3rd-Down Conversion Pct., .588
- 1st in Fewest Tackles for Loss Allowed, 2.57/game
- 2nd in Red-Zone Offense, .960
- 2nd in Scoring Defense, 12.6 points/game
- 3rd in Kickoff Returns, 26.89 yards/attempt
- 4th in Team Passing Efficiency, 170.45
- 4th in Fewest Passes Had Intercepted, 2
- 4th in Punt Returns, 19.6 yards/attempt
- 5th in Scoring Offense, 39.3 points/game
- 5th in Total Defense, 267.6 yards/game
- 6th in Rushing Offense, 240.1 yards/game
- 6th in Punt Return Defense, 1.50 yards/attempt
- T-6th in Defensive Touchdowns, 2
- 7th in Fewest Sacks Allowed, 0.86/game
- 8th in Turnover Margin, +1.00/game
- 9th in Total Offense, 444.3 yards/game
- 8th in Turnover Margin, +1.00/game
- 10th in First Downs-Defense, 109
- 12th in Net Punting, 40.92 yards/attempt
- 14th in Completion Percentage, .669
- 14th in Passing Yards Allowed, 171.4/game
- 14th in Red-Zone Defense, .722
- 14th in Completion Percentage, .669
- 17th in Fewest Turnovers Lost, 6
- 20th in Fumbles Recovered, 6
- 22nd in Turnovers Gained, 13
- 25th in Passing Yards per Completion, 13.11

INDIVIDUAL (top 40)

ISAIAH DAVIS

- 6th in rushing yards per carry, 7.45
- 12th in rushing touchdowns, 8
- 12th in rushing yards, 685
- 12th in rushing yards per game, 97.9
- 14th in total touchdowns, 9
- 23rd in scoring, 7.7 points/game
- 25th in all-purpose yards, 114.0/game

CALEB FRANCL/JASON FREEMAN

- T-4th in fumble recoveries, 2

MARK GRONOWSKI

- 1st in passing efficiency, 181.0
- 3rd in points responsible for per game, 18.9
- 4th in points responsible for, 132
- 4th in yards per pass attempt, 9.24
- 7th in passing touchdowns, 16
- 8th in completion percentage, .692
- 23rd in passing yards per completion, 13.34
- 28th in rushing touchdowns, 6

ZACH HEINS/GRIFFIN WILDE

- T-32nd in receiving touchdowns, 4

TUCKER LARGE

- 2nd in punt returns, 24.3 yards/att.

SAIVEON WILLIAMSON

- 21st in forced fumbles, .29/game

Cade Terveer leads the sack artists with three over the past three games, including 1.5 in the Oct. 14 Hobo Day victory over Northern Iowa. Eight different players have registered at least a half-sack in the three-game span.

GROUND GAME SHINES: South Dakota State's rushing attack was on full display over a three-game span as the Jacks combined for 999 yards on the ground.

That total surpassed the previous three-game high of 964 yards over the final two games of the 2018 regular season — 315 yards at Southern Illinois and 323 yards vs. South Dakota — and the first game of the FCS playoffs vs. Duquesne (326 yards).

SDSU's recent rushing onslaught began with a 359-yard performance against Drake at Target Field in Minneapolis on Sept. 16. The Jackrabbits gained 266 yards on the ground in their Sept. 30 league opener against North Dakota, followed by racking up 374 yards Oct. 7 at Illinois State.

Isaiah Davis led the Jackrabbit rushing attack with 406 yards on 44 carries (9.2 ypc) over those three games with five touchdowns. Amar Johnson added 225 yards on 36 attempts (6.3 ypc) and a score, while Angel Johnson contributed 179 yards on only 11 carries (16.3 ypc) with three touchdowns.

Since moving to the Missouri Valley Football Conference in 2008, the Jackrabbits are a perfect 20-0 when rushing for 300 or more yards in a game, including a 9-0 mark against league foes.

MODELS OF EFFICIENCY: South Dakota State has made 25 trips into the red zone so far this season and has come away with points 24 of those times. The Jacks have scored a touchdown on 23 of those trips — 15 rushing and 8 passing — with one field goal.

The Jackrabbits had a streak of scoring on 70 consecutive drives into the red zone come to end with an interception in the end zone early in the fourth quarter last week at Southern Illinois. Before that, the last time SDSU did not score when inside the opponent's 20-yard line was on a missed field goal in the second quarter of their Oct. 1, 2022, game versus Western Illinois. SDSU had scored 57 touchdowns and kicked 13 field goals in that span.

In addition, the Jackrabbits have converted on an FCS-best 58.8 percent (40-of-68) of their third-down attempts. SDSU finished above 50 percent in the first six games of the season before being limited to a 4-for-12 performance last week at Southern Illinois.

SHARING THE WEALTH: Nine different South Dakota State players scored touchdowns in the Jackrabbits' 70-7 victory over Drake on Sept. 16 at Target Field in Minneapolis. Angel Johnson was the lone Jackrabbit to score more than once as he found the end zone on runs of 21 and 66 yards in the second half.

Backup quarterback Chase Mason tallied the longest touchdown of the game with a 69-yard touchdown run early in the fourth quarter, while Kevin Brenner — previously a defensive end for the Jackrabbits — scored his first career touchdown on his first collegiate reception, a 3-yarder late in the first quarter.

ANGEL-IC PERFORMANCES: Running back Angel Johnson has made the most of his limited opportunities thus far during the 2023 season. In six games, Johnson has averaged 10.1 yards in the 25 times he has touched the ball, recording 237 yards on 23 carries and adding two receptions for 16 yards.

To close out September, Johnson scored rushing touchdowns of 21 and 66 yards against Drake on Sept. 16, while adding a 50-yard touchdown burst for the final SDSU score in the Jackrabbits' Sept. 30 victory over North Dakota.

OFFENSIVE OUTBURST: South Dakota State put up its most points and total yards in a game since the 2018 season in its Target Field victory over Drake. The Jacks' 70 points were the most since scoring a school-record 90 against Arkansas-Pine Bluff on Sept. 15, 2018.

MVFC AWARDS

OFFENSIVE PLAYER OF THE WEEK

- Isaiah Davis (Oct. 7)

OFFENSIVE LINEMAN OF THE WEEK

- Mason McCormick (Sept. 30)
- Garret Greenfield (Oct. 7)

DEFENSIVE PLAYER OF THE WEEK

- Isaiah Stalbird (Oct. 14)

SPECIAL TEAMS PLAYER OF THE WEEK

- Tucker Large (Sept. 16)

NEWCOMER OF THE WEEK

- Griffin Wilde (Sept. 9)

ACTIVE JACKRABBIT INTERCEPTION LEADERS

DyShawn Gales	8
Dalys Beanum	7
Cale Reeder	4
Jason Freeman	3
Colby Huerter	3
Daeton Mcgaughy	3
Cade Terveer	3
Adam Bock	2
Graham Spalding	2
Steven Arrell	1
Matthew Durrance	1
Caleb Franci	1
Tucker Large	1
Kolten Tilford	1

SDSU also racked up 618 yards of total offense against Drake for its highest total since a 656-yard day at Southern Illinois on Nov. 10, 2018.

In addition, the Jackrabbits accumulated another 252 yards on returns versus Drake — 179 yards on six punt returns and 73 yards on two kickoff returns.

SPOTTING THE LEAD: Scoring first has mattered little during South Dakota State's school-record 20-game winning streak. Jackrabbit opponents have drawn first blood eight times in that span, including two games (Montana State, Drake) this season.

The largest deficit faced by SDSU during its winning streak has been 14 points on two occasions, the last of which came against this week's opponent, North Dakota, in their 2022 meeting in Grand Forks. UND scored the first 14 points of the game before the Jackrabbits took control by scoring 42 of the next 49 points en route to a 49-35 victory.

BOTH ENDS OF THE SPECTRUM: Heading into this week, the Jackrabbits rank in the top five of the Football Championship Subdivision in both scoring offense (fifth, 39.3 points per game) and scoring defense (second, 12.6 points per game). SDSU has scored 20 or more points in 20 of the 21 games in their current winning streak and has held the opposition to less than 10 points eight times, including four times this season.

DEPTH ON DEFENSE: Whether based on philosophy or necessity, South Dakota State has built its standing as one of the top defenses in the Football Championship Subdivision by relying on its depth. Over the course of its 15-game schedule in 2022 22 different players earned a starting assignment on defense for the Jackrabbits.

Only nose tackle Ryan Van Marel and defensive end Cade Terveer started every game last season on the defensive side of the ball for the Jackrabbits last season and both return to the lineup in 2023.

EMPTYING THE BENCH: The Jackrabbits dipped deep into their list of reserves during the Aug. 31 season opener versus Western Oregon as a total of 76 players saw action in the contest. Offensively, eight Jackrabbits recorded a rushing attempt and eight players caught a pass. On the defensive side of the ball, 23 different players were credited with at least one tackle.

GRONOWSKI A DUAL THREAT: South Dakota State quarterback Mark Gronowski reached one career milestone in the Jackrabbits' Sept. 9 victory over Montana State and added another the following week against Drake.

On his 20-yard touchdown run in the third quarter of the game against Montana State, Gronowski topped the 1,000-yard mark for career rushing. One week later, Gronowski surpassed 5,000 career passing yards as he completed 18-of-25 passes for 226 yards and a career-high five touchdowns against Drake, pushing his career pass yardage total to 5,063.

Gronowski is the third SDSU quarterback to top 5,000 yards passing and 1,000 yards rushing in his career, joining Taryn Christion (11,535 passing/1,515 rushing from 2015-18) and Ted Wahl (6,016 passing/1,229 rushing from 1985-88).

He had a streak of passing and rushing for a touchdown in 11 consecutive games come to an end last week at Southern Illinois, but has accomplished the feat in 20 of 32 career starts.

PICKING OFF THE COMPETITION: The Jackrabbit defense has continually taken the ball away from the opposition in recent seasons, including leading the Football Championship Subdivision in interceptions each of the last two seasons.

After leading the subdivision with 21 interceptions in 2021, SDSU tallied an FCS-best 18 interceptions last season, including two in the national championship game against North Dakota State. Jackrabbit defenders recorded at least one interception in each of their 11 regular season games, continuing that streak with an interception by DyShawn Gales in the Nov. 12 regular season finale against Illinois State.

QUICK FACTS

SDSU INFORMATION

LOCATION: Brookings, S.D.
ENROLLMENT: 11,505 (fall 2023)
COLORS: Yellow and Blue
NICKNAME: Jackrabbits
AFFILIATION: NCAA Division I Football
 Championship Subdivision
CONFERENCE: Missouri Valley Football Conference
STADIUM: Dana J. Dykhouse Stadium (19,340
 capacity - AstroTurf surface)

2022 RECAP

OVERALL RECORD: 14-1
CONFERENCE RECORD: 8-0 (first place in Missouri Valley
 Football Conference)
POSTSEASON: Football Championship Subdivision
 National Champion
HOME RECORD: 9-0
AWAY/NEUTRAL RECORD: 4-1/1-0
FINAL RANKINGS: 1st (Stats Perform media)/1st (AFCA
 FCS Coaches)

TEAM INFORMATION

LETTERMEN RETURNING: 48 **LETTERMEN LOST:** 14
 • Offense: 19 • Offense: 8
 • Defense: 28 • Defense: 5
 • Special Teams: 1 • Special Teams: 1

STARTERS RETURNING: 18
 • Offense: 10 • Defense: 7 • Special Teams: 1

OFFENSIVE STARTERS RETURNING (10): Evan Beerntsen,
 OG; Isaiah Davis, RB; Mark Gronowski, QB; Garret
 Greenfield, OT; Zach Heins, TE; Jadon Janke, WR;
 Jaxon Janke, WR; Mason McCormick, OG; Gus Miller,
 C; John O'Brian, OT.

DEFENSIVE STARTERS RETURNING (7): Adam Bock, LB;
 Jason Freeman, LB; DyShawn Gales, CB; Cale Reeder,
 S; Isaiah Stalbird, LB; Cade Terveer, DE; Ryan Van
 Marel, DT.

SPECIAL TEAMS STARTERS RETURNING (1): Hunter
 Dustman, K/P.

OTHER RETURNING LETTERMEN (30): Steven Arrell, CB;
 Max Baloun, DT; Dalys Beanum, CB; Jharett
 Bloomenrader, OL; Kevin Brenner, TE; Devon Cole Jr.,
 WR; Aydan Dautermann, CB; Jarod DePriest, DT; Bo
 Donald, OL; Matthew Durrance, S; Caleb Franci, LB
 (lettered in 2021); Quinton Hicks, DE; Colby Huerter, S;
 Amar Johnson, RB; Angel Johnson, RB; Caden
 Johnson, DE; Randy Keumogne, DE (lettered in 2021);
 Aaron Kusler, LB; Adam Kusler, LB; Tucker Large, S/LB;
 Jalen Lee, OL (lettered in 2021); Daeton Mcgaughy,
 LB/S; Mike Morgan, TE; Graham Spalding, LB; Davion
 Sterner, LB; Ethan Vibert, OL; Brian Williams, DT;
 Saiveon Williamson, LB; Zac Wilson, DE; Aaron
 Wolfcale-Holsten, DT.

Gales finished with a team-high four interceptions en route to all-MVFC honors.

The Jackrabbits also ranked sixth in turnover margin with an average of plus-1.07 turnovers per game after forcing 26 total turnovers compared to losing 10. SDSU also held a 115-16 advantage in points off turnovers last season.

Dating back to the start of the 2018 season, the Jackrabbits have intercepted at least one pass in 58 of their last 73 games for a total of 91 pickoffs. SDSU tallied three interceptions in its 2023 season opener against Western Oregon (Colby Huerter, Tucker Large, Kolten Tilford) and added two interceptions (Jason Freeman, DyShawn Gales) Oct. 14 against Northern Iowa.

In all, 10 different Jackrabbits recorded at least one interception a season ago and SDSU picked off at least one pass in 13 of 15 games.

MANY HAPPY RETURNS: South Dakota State raced out to a 28-0 lead a minute into the second quarter of its Aug. 31 season opener against Western Oregon thanks to a pair of long interception returns for touchdowns by its starting safeties.

First, Colby Huerter hauled in an interception off a deflection by DyShawn Gales for a 54-yard return for touchdown. On the first play of the second quarter, Tucker Large picked off a pass deep over the middle and weaved his way through traffic for a 64-yard score.

It marked the fifth time in the Division I era of Jackrabbit football (since 2004) that SDSU returned two interceptions for touchdowns in the same game. The others:

- Sept. 29, 2007 vs. Stephen F. Austin – Jimmy Rogers (32 yards, Q2), Conrad Kjerstad (82 yards, Q4);
- Nov. 10, 2007 vs. Southern Utah — Tyler Koch (45 and 99 yards in Q4);
- Oct. 1, 2016 vs. Western Illinois – Christian Rozeboom (37 yards, Q3), Dallas Brown (19 yards, Q3);
- Nov. 27, 2021 vs. UC Davis — Adam Bock (39 yards, Q3), Dalys Beanum (59 yards, Q4).

A WINNING COMBINATION: Jackrabbit running back Isaiah Davis recorded his third 100-yard game of the 2023 season and the 19th of his career when he gained 103 yards on 17 carries Oct. 14 versus Northern Iowa.

SDSU improved to 18-1 in games in which Davis has topped the century mark, with the lone loss coming in the 2020-21 national championship game versus Sam Houston.

Davis topped the 3,000-yard mark in career rushing during the Sept. 9 game and has since moved into sixth place on the Jackrabbits' career rushing charts with 3,564 yards. He passed Dan Sonnek (3,304 yards from 1984-87) in the Oct. 7 game at Illinois State.

Davis also had scored a rushing touchdown in 11 consecutive games dating back to last season. He extended his streak with a 4-yard touchdown run in the first quarter of the Jackrabbits' Aug. 31 season-opening win over Western Oregon.

WILDE IMPRESSES IN DEBUT: True freshman Griffin Wilde (pronounced WILL-dee) finished as the Jackrabbits' leading receiver in their Aug. 31 season opener versus Western Oregon. He opened the scoring with a 31-yard touchdown reception from Mark Gronowski and ended his collegiate debut with team bests of four catches and 79 receiving yards. A Sioux Falls native, Wilde added a second 31-yard reception in the second half to set up a Jackrabbit field goal.

Wilde continued his fast start to his collegiate career by being named Missouri Valley Football Conference Newcomer of the Week for his efforts in the Jackrabbits' victory over Montana State on Sept. 9. He scored the go-ahead touchdown on a 35-yard catch and run with 1 minute and 30 seconds remaining as SDSU rallied for a 20-16 victory. He ended the night with two catches for 49 yards.

In the Sept. 16 victory over Drake, Wilde caught a touchdown for the third straight game to start his career, hauling in an 18-yarder in the second quarter.

Wilde currently ranks in a tie for fourth on the team with 13 receptions, while sharing the team lead with four touchdown catches and ranking second with 267 receiving yards. He caught a career-long 49-yard touchdown last week at Southern Illinois.

SDSU CAREER RECEIVING YARDS

1. Jake Wieneke, 2014-17	5,157
2. Jeff Tiefenthaler, 1983-86	3,621
3. Jaxon Janke, 2018-present	3,213
4. Josh Davis, 2002-05	3,192
5. Dallas Goedert, 2014-17	2,988
6. Cade Johnson, 2017-19	2,872
7. Jason Schneider, 2011-14	2,404
8. JaRon Harris, 2005-08	2,241
9. Jadon Janke, 2018-present	2,020
10. Rusty Lenners, 1993-96	1,942

SDSU CAREER RECEPTIONS

1. Jake Wieneke, 2014-17	288
2. Josh Davis, 2002-05	225
3. Jaxon Janke, 2018-present	219
3. Dallas Goedert, 2014-17	198
5. Jason Schneider, 2011-14	175
6. Jeff Tiefenthaler, 1983-86	173
7. Cade Johnson, 2017-19	162
8. JaRon Harris, 2005-08	152
Glen Fox, 2006-09	152
10. Aaron Rollin, 2009-12	140

SDSU CAREER RECEIVING TOUCHDOWNS

1. Jake Wieneke, 2014-17	59
2. Jeff Tiefenthaler, 1983-86	32
3. Cade Johnson, 2017-19	28
4. Jaxon Janke, 2018-present	27
5. Josh Davis, 2002-05	26
6. JaRon Harris, 2005-08	24
7. Jadon Janke, 2018-present	23
8. Dallas Goedert, 2014-17	21
9. Jason Schneider, 2011-14	20
10. Rusty Lenners, 1993-96	17

BOCK IN AND OUT OF LINEUP: South Dakota State All-America linebacker Adam Bock has been limited to two games so far this season.

After missing the first three games of the season due to injury, the senior from Solon, Iowa, made his season debut in the MVFC opener against North Dakota on Sept. 30 and registered a game-high 10 tackles, including 1.5 tackles for loss and the team's first sack of the season.

Bock recorded double figures in tackles for the 12th time in his career as the Jacks limited UND to 68 yards on the ground.

However, Bock was held out of the lineup in games against Illinois State and Northern Iowa before coming off the bench to record two tackles Oct. 21 at Southern Illinois.

WILLIAMSON STEPS UP: With All-American Adam Bock sidelined by injury to start the season, Saiveon Williamson has filled the role of middle linebacker without any dropoff in production.

A senior from Waseca, Minnesota, Williamson led the Jackrabbits during the non-conference portion of the schedule with 23 tackles, including 1.5 tackles for loss and a pass breakup over three games. He continues to lead the squad with 47 tackles after tying his career high with 11 stops Oct. 7 at Illinois State. Williamson also reached double figures in tackles with 10 against Montana State on Sept. 9.

Williamson also spelled an injured Bock the second half of the conference season and into the playoffs during the 2022 campaign. He finished with 37 tackles to tie for seventh on the squad, including a career-high 11 stops against Delaware in the Jacks' playoff opener, followed by nine tackles the next week against Holy Cross.

DOUBLE-DUTY DUSTMAN: Junior Hunter Dustman has figured prominently in the Jackrabbits' special teams efforts the past two seasons.

Dustman handled all of the kicking duties in the 2022 season opener at Iowa, punting 11 times for an average of 41.5 yards (long of 52) and scoring the Jackrabbits' only points on a 44-yard field goal in the second quarter. Dustman's 11 punts marked the most by an SDSU player in the Division I era (since 2004).

During the 2022 season, Dustman averaged 42.6 yards per punt and was 18-for-25 on field goals. He made 13 of his last 14 field goal attempts en route to 113 points.

Dustman put together his best performance of the 2023 season last week at Southern Illinois by punting four times for an average of 54.2 yards that included a 59-yard boot on his first attempt and a career-long 62-yarder later in the game. He also connected on a season-long 44-yard field goal that gave SDSU a 17-7 lead in the fourth quarter, capping a 15-play, 60-yard drive that consumed more than nine minutes.

TWIN TOUCHDOWNS: Twin brothers Jadon and Jaxon Janke caught respective touchdown passes of 31 and 60 yards as part of a 20-point first quarter by SDSU Oct. 7 at Illinois State. It marked the eighth time in their careers the dynamic duo from Madison caught TD passes in the same game and the second time they accomplished the feat in the same quarter.

Jadon Janke added a second touchdown catch in the second quarter against Illinois State, covering 22 yards.

Following are the games in which both Jankes have caught touchdown passes:

- April 24, 2021, vs. Holy Cross — Jadon (13/45 yards in Q2/3), Jaxon (11 yards in Q1);
- Sept. 25, 2021, at Indiana State — Jadon (33 yards in Q1), Jaxon (42 yards in Q2);
- Oct. 16, 2021, at Western Illinois — Jadon (8 yards in Q1), Jaxon (21 yards in Q3);
- Nov. 20, 2021, vs. North Dakota — Jadon (17 yards in Q2), Jaxon (21 yards in Q3);
- Sept. 17, 2022, vs. Butler — Jadon (17 yards in Q2), Jaxon (7 yards in Q1);
- Sept. 24, 2022, at Missouri State — Jadon (3/40 yards in Q1/4), Jaxon (13 yards in Q3);
- Dec. 10, 2022, vs. Holy Cross — Jadon (21 yards in Q4), Jaxon (18 yards in Q4);
- Oct. 7, 2021, at Illinois State — Jadon (31/22 yards in Q1/2), Jaxon (60 yards in Q1).

SEEING DOUBLE: The 2023 edition of the South Dakota State football team features two sets of twin brothers.

PLAYERS OF THE WEEK

vs WESTERN OREGON

OFFENSE: Griffin Wilde, Evan Beerntsen

DEFENSE: Tucker Large, Quinton Hicks

SPECIAL TEAMS: Caleb Franci

SCOUT OFFENSE: Kirby Vorhees, William Paepke

SCOUT DEFENSE: Kolten Tilford, Grant Conaway

SCOUT SPECIAL TEAMS: Joe Randle

vs MONTANA STATE

OFFENSE: Isaiah Davis, Mason McCormick

DEFENSE: Cale Reeder, Brian Williams

SPECIAL TEAMS: N/A

SCOUT OFFENSE: Jeff Becker, Jackson Kerstin

SCOUT DEFENSE: Kytan Fyfe, Reis Kirschenman

SCOUT SPECIAL TEAMS: Kentrell Prejean

vs DRAKE

OFFENSE: Mark Gronowski, Gus Miller

DEFENSE: Jason Freeman, Caden Johnson

SPECIAL TEAMS: Tucker Large

SCOUT OFFENSE: Brenden Begeman, Jackson Kerstin

SCOUT DEFENSE: Noah St-Juste, Reis Kirschenman

SCOUT SPECIAL TEAMS: Andrew Gustad

vs NORTH DAKOTA

OFFENSE: Isaiah Davis, Mason McCormick

DEFENSE: Adam Bock, Caden Johnson

SPECIAL TEAMS: Tucker Large

SCOUT OFFENSE: Kirby Vorhees, Kenyon Big Bow

SCOUT DEFENSE: Noah St-Juste, Jace Sifore

SCOUT SPECIAL TEAMS: Beau Giblin

AT ILLINOIS STATE

OFFENSE: Isaiah Davis, Garret Greenfield

DEFENSE: Jason Freeman, Cade Terveer

SPECIAL TEAMS: Cullen McShane

SCOUT OFFENSE: Joey Neumann, Jackson Kerstin

SCOUT DEFENSE: Kolten Tilford, Nick Wells

SCOUT SPECIAL TEAMS: Andrew Gustad

vs NORTHERN IOWA

OFFENSE: Zach Heins, Mason McCormick

DEFENSE: Isaiah Stalbird, Cade Terveer

SPECIAL TEAMS: Hunter Dustman

SCOUT OFFENSE: Ky Oday Jr., Jackson Kerstin

SCOUT DEFENSE: Chase Van Tol, Reis Kirschenman

SCOUT SPECIAL TEAMS: Brenden Begeman

AT SOUTHERN ILLINOIS

OFFENSE: Isaiah Davis, John O'Brian

DEFENSE: Cale Reeder, Quinton Hicks

SPECIAL TEAMS: Hunter Dustman

SCOUT OFFENSE: Jeff Becker, Ian Mutchler

SCOUT DEFENSE: Noah Thompson, Aidan Murphy

SCOUT SPECIAL TEAMS: Kentrell Prejean

Returning for their senior seasons are wide receivers and Madison natives Jadon and Jaxon Janke. Jaxon Janke has been the team's leading receiver each of the past three seasons to move into SDSU career top 10s for receptions, receiving yards and receiving touchdowns, while Jadon Janke also began the 2023 season in the Jackrabbit top 10 for receiving touchdowns.

Another pair of twins with South Dakota roots are junior linebackers Aaron and Adam Kusler. Aaron played in nine games last season, while Adam has contributed mostly on special teams and saw action in 14 of the team's 15 games in 2022.

THE 12TH MAN: South Dakota State has benefited from large crowds in each of its first four home games of 2023, averaging 18,545 fans after coming off a national championship season.

The Jackrabbits drew a sellout crowd of 19,332 for its Sept. 9 showdown against Montana State, which tied for at the time was the second-largest attendance in the seven-year history of Dana J. Dykhouse Stadium. The crowd played a big role in the game, helping factor in nine false-start penalties by Montana State in the game, including six in the final quarter.

Two other crowds this season have reached sellout status, with 19,357 fans clicking through the turnstiles for the Oct. 14 Hobo Day game versus Northern Iowa and a total of 19,231 fans in attendance for the Sept. 30 league opener with North Dakota.

ACADEMIC SUCCESS: The South Dakota State University football program has maintained its tradition of excellence both on the field and in the classroom during its Division I history.

The Jackrabbits were recognized with the Missouri Valley Football Conference Team Academic Award each of its first nine years in the league.

Last season, several Jackrabbit football players were honored individually for their work in the classroom, highlighted by Reece Winkelman's repeat selection to the College Sports Communicators Academic All-America First Team, which is made up of student-athletes from both NCAA Division I football classifications.

Winkelman, from Marshall, Minnesota, was selected with a 3.92 GPA as a graduate student in business economics. On the field, he was a first-team all-MVFC selection who racked up eight sacks and 15.5 tackles for loss in 2022.

SDSU has placed at least one player on the Academic All-America squad in 16 of the last 18 seasons, including multiple selections 13 times. Overall, SDSU football student-athletes have received Academic All-America recognition from the College Sports Communicators 45 times since 1974.

During the 2021 season, Wes Genant became the only Jackrabbit football student-athlete to earn Academic All-America honors four times. Three-time selections include: Paul Kippley (1978-80), Kyle Minnett (2008-10) and Zach Zenner (2012-14). Zenner was also honored as the 2014 Academic All-America Team Member of the Year.

The Academic All-America program recognizes the nation's top student-athletes for their combined performances on the field and in the classroom. Candidates must be at least a sophomore in athletic and academic standing, a starter or key reserve on his team and carry at least a 3.5 GPA.

Earlier during the 2022 season, Winkelman was one of eight SDSU football student-athletes to earn recognition on the CSC Academic All-District squad. The others included:

- Adam Bock, linebacker, Solon, Iowa;
- DyShawn Gales, cornerback, North Chicago, Illinois;
- Mark Gronowski, quarterback, Naperville, Illinois
- Jaxon Janke, wide receiver, Madison;
- Mason McCormick, offensive lineman, Sioux Falls;
- Cale Reeder, safety, Yorkville, Illinois; and
- Ryan Van Marel, defensive tackle, Sheldon, Iowa.

DANA J. DYKHOUSE STADIUM RECORDS

YEAR-BY-YEAR RECORDS

2016	6-1
2017	7-1
2018	7-0
2019	5-3
2020-21	5-0
2021	5-2
2022	9-0
2023	4-0
TOTALS	48-7

ATTENDANCE TOP 10

Oct. 26, 2019 • vs. North Dakota State	19,371
Oct. 14, 2023 • vs. Northern Iowa	19,357
Oct. 8, 2022 • vs. South Dakota	19,332
Sept. 9, 2023 • vs. Montana State	19,332
Sept. 30, 2023 • vs. North Dakota	19,231
Oct. 29, 2022 • vs. Indiana State	19,041
Nov. 4, 2017 • vs. North Dakota State	18,130
Nov. 6, 2021 • vs. North Dakota State	18,122
Oct. 22, 2016 • vs. Youngstown State	17,730
Oct. 23, 2021 • vs. Northern Iowa	16,889

PRONUNCIATION GUIDE

COACHES

Zach Lujan	LOO-hahn
Jake/Pete Menage	MEN-age

PLAYERS

Jack Amer	AIM-er
Steven Arrell	ah-RELL
Max Baloun	bah-LOON
Evan Beerntsen	BURNT-sen
Brenden Begeman	BEG-ah-man
Matthew Durrance	durr-ANTS
Caleb Franci	FRANCE-III
Grahm Goering	GORE-ing
Mark Gronowski	grow-NOW-ski
Zach Heins	HINES
Colby Huerter	HURT-er
Jadon/Jaxon Janke	YON-kee
Randy Keumogne	cah-MOAN-yay
Isaac Krael	KROTZ-ill
Aaron/Adam Kusler	COOSE-ler
Daeton Mcgaughy	Mc-GOY
Joe Ollman	OHL-man
Dawson Ripperda	RIP-er-dah
Noah St-Juste	saint-JOOST
Jace Sifore	CY-for
Isaiah Stalbird	STALL-bird
Davion Sterner	DAY-vee-on
Davin Stoffel	STAW-full
Cade Terveer	tur-VEER
Ryan Van Marel	van MARR-ell
Ethan Vibert	VY-bert
Griffin Wilde	WILL-dee
Saiveon Williamson	SAY-vee-on

Bock and Winkelman also were repeat first-team selections to the 2022 MVFC Scholar-Athlete Team. Also earning a spot on the first team was Gronowski, while Janke and fellow wide receiver Canyon Bauer were second-team honorees.

Closing out the team's academic awards during the 2022 season were a total of 74 Jackrabbits receiving recognition on the MVFC Honor Roll for posting a GPA of 3.0 or higher during the fall semester.

STAFF SHAKEUP: Besides a change at the top, several new assistant coaches donned the headsets for the first time as Jackrabbits during the Aug. 31 season opener against Western Oregon.

New coaches on the offensive side of the ball include Jake Menage (wide receivers) and Robbie Rouse (running backs). Additions to the defensive staff include Mike Banks (cornerbacks), Jalon Bibbs (defensive line) and Pete Menage (safeties).

Pat Cashmore also is a recent addition to the coaching staff and will direct the special teams units.

Returning for his second season as offensive coordinator is Zach Lujan, with Ryan Olson (run game coordinator/offensive line) and Chris Meyers (tight ends) providing further coaching continuity on the offensive side of the ball.

On defense, Jesse Bobbit is the lone coaching holdover as he moves into the coordinator's role and also will coach the linebackers after mentoring the safeties in 2022.

Including Jimmy Rogers, five former Jackrabbit football players are full-time coaches at SDSU this season. The others are Bobbit, Lujan and both Menages, who are cousins.

DANA J. DYKHOUSE STADIUM: Jackrabbit football moved into a new home in September of 2016 with the completion of Dana J. Dykhouse Stadium.

The stadium, which was constructed in phases on the site of SDSU's previous home field, Coughlin-Alumni Stadium, seats 19,340 spectators and cost \$65 million to build.

Dana J. Dykhouse Stadium is being funded through private gifts and long-term revenue streams, including concessions and suite, loge box and ticket sales. Bonds are financing nearly two-thirds of the project's construction, with the remaining dollars coming from private support. Lead gifts totaling \$12.5 million from former Jackrabbit football player and Sioux Falls banker Dana Dykhouse and philanthropist T. Denny Sanford were announced in October 2013.

The stadium officially opened Sept. 8, 2016, featuring a concert by country music stars Luke Bryan, Little Big Town and Lee Brice as part of the Jacks Bash opening weekend.

The first football game was two days later, on Sept. 10, when the Jackrabbits defeated Drake, 56-28.

SDSU has gone on to post a 48-7 record at Dana J. Dykhouse Stadium during its seven seasons of operation, including an 11-1 mark in FCS playoff games. The Jacks' current home winning streak is 16 games, with their last home loss a 26-17 setback to Northern Iowa on Oct. 23, 2021.

The Jackrabbits have gone undefeated at home three times while playing at Dana J. Dykhouse Stadium: 2018 (7-0), 2020-21 spring season (5-0) and 2022 (9-0).

Dana J. Dykhouse Stadium was designed by Kansas City-based Crawford Architects, with the construction firm JE Dunn serving as the project manager at risk and Henry Carlson Company of Sioux Falls serving as general contractor.

The stadium won the 2017 Alliant Build America Award from the Associated General Contractors of America South Dakota Building Chapter.

JACKS IN THE PROS: In the opening week of the 2023 season, five former South Dakota State standouts were members of National Football League teams, continuing the Jackrabbits' long tradition of developing players into pro prospects.

Headlining the list is tight end Dallas Goedert of the Philadelphia Eagles. After being drafted in the second round of the 2018 NFL Draft, Goedert has gone on to record 279 receptions for 3,321 yards and 21 touchdowns in six seasons.

GAME NOTES — SOUTH DAKOTA STATE AT SOUTH DAKOTA

OVERTIME GAMES

1998:	SDSU 30, Nebraska-Omaha [2 OT] (Oct. 17, 1998, at Coughlin-Alumni Stadium)
2002:	Augustana 39, SDSU 33 [3 OT] (Oct. 19, 2002, at Sioux Falls)
2004:	Southern Utah 23, SDSU 17 [2 OT] (Nov. 13, 2004, at Cedar City, Utah)
2007:	Western Illinois 29, SDSU 26 [4 OT] (Aug. 30, 2007, at Macomb, Ill.)
2008:	McNeese State 46, SDSU 44 [3 OT] (Oct. 4, 2008, at Coughlin-Alumni Stadium)
2011:	SDSU 43, Missouri State 36 [2 OT] (Oct. 29, 2011, at Springfield, Mo.)
2013:	SDSU 37, Northern Iowa 34 [2 OT] (Oct. 26, 2013, at Coughlin-Alumni Stadium)
2015:	Western Illinois 30, SDSU 24 [2 OT] (Nov. 21, 2015, at Macomb, Ill.)
2017:	SDSU 27, Illinois State 24 [OT] (Nov. 11, 2017, at Dana J. Dykhouse Stadium)
2018:	SDSU 54, Indiana State 51 [OT] (Oct. 6, 2018, at Dana J. Dykhouse Stadium)
2021:	Southern Illinois 42, SDSU 41 [OT] (Oct. 9, 2021, at Dana J. Dykhouse Stadium)

Overall, SDSU is 5-6 in overtime games

OPENING DRIVES BY HALF

OPPONENT	1ST-O	2ND-O	1ST-D	2ND-D
Western Oregon	TD	Downs	INT-TD	Punt
Montana State	Fumble	TD	Punt	Punt
Drake	TD	TD	TD	Punt
North Dakota	TD	TD	Punt	Punt
Illinois State	TD	Punt	Punt	TD
Northern Iowa	TD	TD	Punt	Punt
Southern Illinois	Punt	TD	Downs	Punt

LONGEST DRIVES

By PLAYS
18 - North Dakota (2Q), 18-91-9:36 (touchdown)
By YARDS
95- Montana State (3Q/4Q), 11-95-6:40 (touchdown)
By TIME OF POSSESSION
9:36 - North Dakota (2Q), 18-91-9:36 (touchdown)

In helping lead the Eagles to the Super Bowl during the 2022 season, Goedert caught 55 passes for 703 yards and three touchdowns. After being shut out in receptions in the 2023 season opener, Goedert has gone on to catch 31 passes for 324 yards and two touchdowns over the last six games.

Linebacker Christian Rozeboom earned a Super Bowl ring with the Los Angeles Rams during the 2021 season. A member of the Rams' practice squad in 2020, Rozeboom made his NFL debut with the Kansas City Chiefs early in 2021 before returning to Los Angeles and seeing action mostly on special teams for the Rams for the remainder of the regular season and postseason. Rozeboom played in all 17 games during the 2022 season and registered eight tackles.

Rozeboom tallied a career-high seven tackles in an Oct. 1 overtime victory over the Indianapolis Colts and enters Week 7 third on the team with 36 total tackles. He recorded his first career interception in the Rams' Oct. 15 victory over Arizona.

For the first time since 1976, the Jackrabbits saw two players selected in the same NFL Draft following the 2021 campaign. Running back Pierre Strong was a fourth-round selection by the New England Patriots, while quarterback Chris Oladokun was taken by the Pittsburgh Steelers.

Strong went on to gain 100 yards on 10 carries and added seven receptions for 42 yards during his rookie season with the Patriots in 2022. He was traded at the end of the most recent training camp to the Cleveland Browns and has contributed 21 carries for 102 yards and a touchdown in limited action thus far in 2023.

Oladokun was released by the Steelers, but was assigned to the practice squad of the Super Bowl champion Kansas City Chiefs in 2022 and again at the start of 2023.

Another former Jackrabbits who made his NFL debut in 2022 was wide receiver Cade Johnson, who tallied a pair of receptions during regular season play for the Seattle Seahawks before hauling in three receptions for 39 yards in a playoff game. Johnson begins the 2023 season on the Seahawks' practice squad.

Going through his first NFL training camp in 2023 was tight end Tucker Kraft. A third-round draft choice by the Green Bay Packers, Kraft made his professional debut in a Sept. 10 game against the Chicago Bears and tallied the first two receptions of his career — for five yards — in a Sept. 28 game against the Detroit Lions.

In addition, wide receiver Jake Wieneke continues to play in the Canadian Football League. After three seasons with the Montreal Alouettes, Wieneke signed with the Saskatchewan Rough Riders for the 2023 season and enters the week with 17 receptions for 177 yards in six games.

ROGERS SHOW: The Jimmy Rogers Radio Show airs throughout the 2023 season.

The weekly, hour-long show begins at 6 p.m. Central Time Monday nights and originates in front of a live audience once again at Cubby's Sports Bar and Grill in downtown Brookings. Hosted by Tyler Merriam, the show airs along the Jackrabbit Sports Network, including flagship station WNAX 570 AM, and can be heard through the Jackrabbit app and online at GoJacks.com.

Please note that the show will shift to Thursday nights beginning Nov. 9 due to conflicts with Jackrabbit basketball games.

Weekly segments include interviews with Jackrabbit coaches, student-athletes and others associated with SDSU football. Fans can submit questions through social media platforms and fans in attendance can register for weekly prizes.

A LOOK AHEAD: The Jackrabbits return home for another rivalry game, hosting North Dakota State on Nov. 4. Kickoff for the annual Dakota Marker game is slated for 2 p.m. at Dana J. Dykhouse Stadium.

DEPTH CHART vs. SOUTH DAKOTA

OFFENSE

LT	74	GARRET GREENFIELD, 6-7, 320, Sr., Rock Valley, Iowa
	66	Brady Beck, 6-8, 300, Sr., Sioux Falls, S.D.
LG	60	MASON McCORMICK, 6-5, 315, Sr., Sioux Falls, S.D.
	69	Quinten Christensen, 6-4, 290, R-Fr., Wessington Springs, S.D.
C	50	GUS MILLER, 6-3, 295, Jr., Brookings, S.D.
	64	Ethan Vibert, 6-4, 305, Sr., Regina, Saskatchewan
RG	61	EVAN BEERNTSEN, 6-4, 300, Sr., De Pere, Wis.
	54	Jalen Lee, 6-3, 310, Jr., Robbins, Ill.
RT	78	JOHN O'BRIAN, 6-5, 300, Sr., Eaton Rapids, Mich.
	75	Dawson Rudd, 6-5, 285, R-Fr., Claremore, Okla.
TE	87	ZACH HEINS, 6-7, 260, Sr., Sioux Falls, S.D.
	69/83	Quinten Christensen, 6-4, 290, R-Fr., Wessington Springs, S.D.
TE/FB	34	Mike Morgan, 6-3, 240, Sr., New Lenox, Ill.
	44	Kevin Brenner, 6-2, 240, Sr., Silver Lake, Wis.
WR	1	JADON JANKE, 6-3, 210, Sr., Madison, S.D.
	15	Devon Cole Jr., 5-10, 175, Jr., Clermont, Fla.
WR	10	JAXON JANKE, 6-3, 210, Sr. Madison, S.D.
	2	Marcus Preston, 6-2, 195, Jr., Lawrence, Kan.
WR	18	Griffin Wilde, 6-2, 190, Fr., Sioux Falls, S.D.
	12	Grahm Goering, 6-3, 205, So., Iowa City, Iowa
QB	11	MARK GRONOWSKI, 6-3, 225, Jr., Naperville, Ill.
	7	Chase Mason, 6-4, 230, So., Hurley, S.D.
	5	Jon Bell, 6-3 190, So., Naperville, Ill.
RB	22	ISAIAH DAVIS, 6-1, 220, Sr., Joplin, Mo.
	3	Amar Johnson, 5-10, 200, Jr., O'Fallon, Mo.
	21	Angel Johnson, 5-9, 190, So., Irene, S.D.

Returning starters indicated in CAPS

DEFENSE

DE	53	Caden Johnson, 6-3, 240, Sr., Wahoo, Neb.
or	94	CADE TERVEER, 6-3, 250, Sr., Brandon, S.D.
	8	Blake Peterson, 6-4, 260, Sr., Beresford, S.D.
DT	98	RYAN VAN MAREL, 6-4, 295, Sr., Sheldon, Iowa
	93	Max Baloun, 6-6, 285, Jr., Redfield, S.D.
	51	Logan Green, 6-4, 285, R-Fr., Northboro, Iowa
DT	52	Jarod DePriest, 6-5, 285, Sr., Trivoli, Ill.
or	92	Brian Williams, 6-1, 285, Sr., Chipley, Fla.
DE	48	Quinton Hicks, 6-1, 260, Sr., Wichita, Kan.
	95	Zac Wilson, 6-3, 250, Sr., Chipley, Fla.
LB	11	JASON FREEMAN, 5-9, 215, Sr., Zion, Ill.
(Will)	29	Graham Spalding, 6-2, 210, Sr., Oviedo, Fla.
LB	6	Saiveon Williamson, 6-1, 205, Sr., Waseca, Minn.
or	32	ADAM BOCK, 6-1, 225, Sr., Solon, Iowa
(Mike)	46	Cullen McShane, 6-1, 225, R-Fr., Marquette, Iowa
LB	2	ISAIAH STALBIRD, 6-1, 215, Sr., Kearney, Neb.
	9	Caleb Frandl, 6-1, 195, Jr., Grand Island, Neb.
(Sam)	0	Daeton Mcgaughy, 6-0, 210, Sr., Elwood, Kan.
CB	7	Dalys Beanum, 6-1, 190, Sr., Omaha, Neb.
	13	Aydan Dautermann, 6-1, 190, So., Hartford, Wis.
	20	Myles Taylor, 6-0, 175, So., Gilbert, Ariz.
FS	1	Tucker Large, 5-11, 180, So., Sioux Falls, S.D.
	23	Matthew Durrance, 6-2, 210, So., Lutz, Fla.
SS	25	CALE REEDER, 6-0, 190, Sr., Yorkville, Ill.
	14	Colby Huerter, 6-1, 200, Jr., Katy, Texas
RCB	5	DySHAWN GALES, 5-11, 190, Sr., North Chicago, Ill.
	4	Steven Arrell, 6-3, 195, Jr., Brooklyn Park, Minn.
or	31	Jalen B. Lee, 6-0, 195, R-Fr., Wentzville, Mo.

SPECIAL TEAMS

PK	10	HUNTER DUSTMAN, 6-4, 230, Jr., East Bethel, Minn.
	99	Jack Green, 6-0, 200, So., Rapid City, S.D.
P	10	HUNTER DUSTMAN, 6-4, 230, Jr., East Bethel, Minn.
	96	Jackson Isakson, 6-2, 190, Fr., Aberdeen, S.D.
Long	37	Kaydon Olivia, 5-11, 215, So., Schertz, Texas
Snaps	46	Cullen McShane, 6-1, 225, R-Fr., Marquette, Iowa
Short	37	Kaydon Olivia, 5-11, 215, So., Schertz, Texas
Snaps	87	Zach Heins, 6-7, 260, Sr., Sioux Falls, S.D.
Holder	5	Jon Bell, 6-3, 190, So., Naperville, Ill.
	25	Cale Reeder, 6-0, 190, Sr., Yorkville, Ill.
KOR	18	Griffin Wilde, 6-2, 190, Fr., Sioux Falls, S.D.
	12	Grahm Goering, 6-3, 205, So., Iowa City, Iowa
KOR	3	Amar Johnson, 5-11, 190, So., O'Fallon, Mo.
	21	Angel Johnson, 5-9, 190, So., Irene, S.D.
PR	1	Tucker Large, 5-11, 180, So., Sioux Falls, S.D.
	10	Jaxon Janke, 6-3, 210, Sr., Madison, S.D.

COACHING STAFF

Head Coach: Jimmy Rogers
 Offensive Coordinator/Quarterbacks: Zach Lujan [B]
 Defensive Coordinator/Linebackers: Jesse Bobbit [B]
 Special Teams Coordinator: Pat Cashmore [F]
 Run Game Coordinator/Offensive Line: Ryan Olson [F]
 Cornerbacks: Mike Banks [B]
 Defensive Line: Jalon Bibbs [F]

Wide Receivers: Jake Menage [F]
 Safeties: Pete Menage [F]
 Tight Ends: Chris Meyers [B]
 Running Backs: Robbie Rouse [F]
 Offensive Quality Control: Chuck Case, Kyle Saddler
 Defensive Quality Control: Kellen Soulek, Evan Traxler
 Special Teams Quality Control/Video Coordinator: Brayden Gage

#2/3 SDSU 28, SOUTH DAKOTA 3

Oct. 8, 2022 • Dana J. Dykhouse Stadium (Att.: 19,332)

A ball-control offense and a stifling defense that registered seven sacks lifted South Dakota State to a 28-3 victory over in-state rival South Dakota before a sold-out Dana J. Dykhouse Stadium.

Playing before the second-largest crowd in stadium history at 19,332 fans, the Jackrabbits ran their winning streak to five games to improve to 5-1 overall and 3-0 in the Missouri Valley Football Conference. USD dropped to 1-4 overall and 0-2 in league play. SDSU entered the matchup ranked second in the Football Championship Subdivision media poll conducted by Stats Perform and third in the American Football Coaches Association rankings.

SDSU overcame a slow start after spotting USD an early 3-0 lead and being in danger of going down two scores. The Coyotes took the opening kickoff and marched 50 yards on eight plays before settling for a 37-yard field goal by Eddie Ogamba four minutes into the contest. A 29-yard run by Travis Theis on third-and-3 on the first set of downs put USD in field goal position.

The Jackrabbits came up empty on their first three possessions, punting twice before having a 53-yard field goal attempt blocked.

As action moved to the second quarter, USD was on the brink of extending its lead after taking over at the Jackrabbit 9-yard line after a muffed punt. However, SDSU safety Cale Reeder came with a game-changing play by intercepting Coyote quarterback Carson Camp in the end zone on third-and-goal from the 8.

It was the second interception of the game by the Jackrabbits, following a pickoff by Dalys Beanum on the Coyotes' second drive of the game. Beanum added a blocked kick on a 50-yard field goal attempt later in the second quarter.

The SDSU offense built off the new-found momentum with a nine-play, 80-yard drive that ended with a 28-yard catch and run to the end zone by Jaxon Janke on a pass over the middle by Mark Gronowski.

The Jackrabbits built their lead to 14-3 later in the second quarter on a 47-yard touchdown run by Isaiah Davis, who broke a couple tackles near the line of scrimmage before running away from the USD defense for his longest carry of the season.

SDSU imposed its will in the second half, racking up more than 12 minutes in time of possession in the third quarter alone and scoring a pair of touchdowns to put the game away. After receiving the second-half kickoff, the Jackrabbits strung together an eight-play, 70-yard drive that was capped by a 5-yard Davis touchdown run. That was followed by a methodical 15-play, 80-yard march that chewed up more than eight minutes and bridged into the fourth quarter before Davis plunged in from a yard out for his third touchdown of the game.

Davis ended the afternoon with 108 yards on 15 carries. Gronowski completed 12-of-20 passes for 136 yards, while Jaxon Janke led the receiving corps with four catches for 76 yards.

Overall, the Jackrabbits held a 344-136 advantage in total offense. USD managed only 44 yards through the air as Camp completed only 5-of-12 passes. Theis paced the Coyotes on the ground with 73 yards on 13 carries.

USD picked up only six first downs in the contest, compared to 22 by SDSU, and went 3-of-14 on third-down attempts.



A swarming Jackrabbit defense recorded seven sacks and limited South Dakota to 136 yards of total offense in a 28-3 victory before a sold-out home crowd of 19,332.

Adam Bock, Reeder and Jason Freeman each tallied a team-high seven tackles for the Jackrabbits, with Bock notching a pair of sacks and Freeman and Reeder each being credited with one. Reece Winkelman added five stops, including 1.5 sacks.

Stephen Hillis made a game-high 11 tackles for USD.

SCORE BY QUARTERS	1	2	3	4	FINAL
South Dakota (1-4, 0-2)	3	0	0	0	3
South Dakota State (5-1, 3-0)	0	14	7	7	28

SCORING SUMMARY

1st	11:18	USD	–	Eddie Ogamba 37 yd field goal
2nd	9:29	SDSU	–	Jaxon Janke 28 yd pass from Mark Gronowski (Hunter Dustman kick)
2nd	2:43	SDSU	–	Isaiah Davis 47 yd run (Dustman kick)
3rd	10:26	SDSU	–	Davis 5 yd run (Dustman kick)
4th	14:21	SDSU	–	Davis 1 yd run (Dustman kick)

TEAM STATISTICS	USD	SDSU
FIRST DOWNS	6	22
RUSHES-YARDS (NET)	36-92	43-208
PASSING YDS (NET)	44	136
Passes Att-Comp-Int	12-5-2	21-12-1
TOTAL OFFENSE PLAYS-YARDS	48-136	64-344
Punt Returns-Yards	0-0	2-6
Kickoff Returns-Yards	4-108	0-0
Interception Returns-Yards	1-38	2-0
Punts (Number-Avg)	6-46.5	4-41.5
Fumbles-Lost	0-0	1-1
Penalties-Yards	10-91	6-38
Possession Time	26:09	33:51
Third-Down Conversions	3 of 14	4 of 12
Fourth-Down Conversions	1 of 2	2 of 2
Red-Zone Scores-Chances	1-3	2-2
Sacks By: Number-Yards	0-0	7-28


RUSHING LEADERS: USD - Travis Theis 13-73; Shomari Lawrence, 13-39. SDSU - Isaiah Davis 15-108; Amar Johnson 14-53; Mark Gronowski 9-43. **PASSING LEADERS:** USD - Carson Camp 5-12-2 44. SDSU - Mark Gronowski 12-20-1 136; Jadon Janke 0-1-0 0. **RECEIVING LEADERS:** USD - Carter Bell 2-13; Javion Phelps 1-17; J.J. Galbreath 1-8; Jack Martens 1-6. SDSU - Jaxon Janke 4-76; Tyler Feldkamp 3-30; Jadon Janke 2-16; Isaiah Davis 1-6; Mike Morgan 1-4; Zach Heins 1-4. **INTERCEPTIONS:** USD - Josh Manchigiah 1-38. SDSU - Dalys Beanum 1-0; Cale Reeder 1-0. **SACKS:** USD - none. SDSU - Adam Bock 2.0-9; Reece Winkelman 1.5-9; Caden Johnson 1.0-4; Jason Freeman 1.0-2; Cale Reeder 1.0-2; Cade Terveer 0.5-2. **TACKLE LEADERS (UA-A-TOT):** USD - Stephen Hillis 6-5-11; Michael Scott 4-5-9; Josh Manchigiah 4-2-6; Nick Gaes 2-3-5. SDSU - Adam Bock 3-4-7; Jason Freeman 4-3-7; Cale Reeder 6-1-7; Cade Terveer 2-3-5; Reece Winkelman 4-1-5.



South Dakota State University JACKRABBITS

2023 Football Roster

No.	NAME	Pos	Ht	Wt	Yr	HOMETOWN	No.	NAME	Pos	Ht	Wt	Yr	HOMETOWN
0	Daeton Mcgaughy	LB	6-0	210	Sr.	Elwood, Kan.	45	Brenden Begeman	RB	6-1	205	Fr.	Selby, S.D.
1	Jadon Janke	WR	6-3	210	Sr.	Madison, S.D.	46	Cullen McShane	LB	6-1	225	R-Fr.	Marquette, Iowa
1	Tucker Large	S	5-10	180	So.	Sioux Falls, S.D.	47	Kytan Fyfe	LB	6-2	205	R-Fr.	Grand Island, Neb.
2	Marcus Preston	WR	6-2	195	Jr.	Lawrence, Kan.	48	Quinton Hicks	DE	6-1	260	Sr.	Wichita, Kan.
2	Isaiah Stalbird	LB	6-1	215	Sr.	Kearney, Neb.	49	Davin Stoffel	TE	6-6	230	Fr.	Mosinee, Wis.
3	Amar Johnson	RB	5-10	200	Jr.	O'Fallon, Mo.	50	Gus Miller	OL	6-3	295	Jr.	Brookings, S.D.
3	Dontay Johnson	S	6-2	185	R-Fr.	Fort Collins, Colo.	50	Nick Wells	DE	6-3	235	Fr.	Sioux City, Iowa
4	Steven Arrell	CB	6-3	195	Jr.	Brooklyn Park, Minn.	51	Logan Green	DT	6-4	285	R-Fr.	Northboro, Iowa
5	Jon Bell	QB	6-3	190	So.	Naperville, Ill.	52	Jarod DePriest	DT	6-5	285	Sr.	Trivoli, Ill.
5	DyShawn Gales	CB	5-11	190	Sr.	North Chicago, Ill.	53	Caden Johnson	DE	6-3	240	Sr.	Wahoo, Neb.
6	Saiveon Williamson	LB	6-1	205	Sr.	Waseca, Minn.	54	Jalen Lee	OL	6-3	310	Jr.	Robbins, Ill.
7	Dalys Beanum	CB	6-1	190	Sr.	Omaha, Neb.	55	Aaron Wolfcale-Holsten	DT	6-1	280	So.	Gilbert, Ariz.
7	Chase Mason	QB	6-4	230	So.	Hurley, S.D.	56	Andrew Gustad	TE	6-0	220	R-Fr.	Volin, S.D.
8	Blake Peterson	DE	6-4	260	Sr.	Beresford, S.D.	57	Levi Vanden Bos	DE	6-3	245	So.	Rock Valley, Iowa
9	Jeff Becker	QB	6-0	205	R-Fr.	Fort Wayne, Ind.	58	Aidan Murphy	DE	6-4	230	R-Fr.	Magna, Utah
9	Caleb Francl	LB	6-1	195	Jr.	Grand Island, Neb.	59	Grant Conaway	DT	6-3	270	Jr.	Huntington Beach, Calif.
10	Hunter Dustman	K/P	6-4	225	Jr.	East Bethel, Minn.	60	Mason McCormick	OL	6-5	315	Sr.	Sioux Falls, S.D.
10	Jaxon Janke	WR	6-3	210	Sr.	Madison, S.D.	61	Evan Beerntsen	OL	6-4	300	Sr.	De Pere, Wis.
11	Jason Freeman	LB	5-9	215	Sr.	Zion, Ill.	62	Kenyon Big Bow	OL	6-5	305	Fr.	Anadarko, Okla.
11	Mark Gronowski	QB	6-3	225	Jr.	Naperville, Ill.	64	Ethan Vibert	OL	6-4	305	Sr.	Regina, Saskatchewan
12	Grahm Goering	WR	6-3	205	So.	Iowa City, Iowa	65	Cole Jarrett	OL	6-1	295	Fr.	Papillion, Neb.
13	Jack Amer	QB	6-3	225	Fr.	Gilbert, Ariz.	66	Brady Beck	OL	6-8	305	Jr.	Sioux Falls, S.D.
13	Aydan Dautermann	CB	6-1	190	So.	Hartford, Wis.	67	Ian Mutchler	OL	6-3	290	Fr.	Morton, Ill.
14	Colby Huerter	S	6-1	200	Jr.	Katy, Texas	68	Jackson Kerstin	OL	6-4	265	Fr.	Naperville, Ill.
15	Devon Cole Jr.	WR	5-10	175	Jr.	Clermont, Fla.	69	Quinten Christensen	OL	6-4	290	R-Fr.	Wessington Springs, S.D.
16	Noah St-Juste	CB	5-10	165	Fr.	Montreal, Quebec	70	Colby Christensen	OL	6-7	295	Jr.	West Des Moines, Iowa
17	Abe Hoskins III	CB	6-0	185	So.	Omaha, Neb.	71	Noah Atherton	OL	6-6	315	Fr.	Longmont, Colo.
18	Griffin Wilde	WR	6-2	190	Fr.	Sioux Falls, S.D.	74	Garret Greenfield	OL	6-7	320	Sr.	Rock Valley, Iowa
19	Elijah Ervin	WR	6-1	190	Jr.	Phoenix, Ariz.	75	Dawson Rudd	OL	6-5	285	R-Fr.	Claremore, Okla.
20	Myles Taylor	CB	6-0	175	So.	Gilbert, Ariz.	76	Bo Donald	OL	6-6	300	Sr.	Kimball, S.D.
21	Angel Johnson	RB	5-9	190	So.	Irene, S.D.	77	William Paepke	OL	6-5	290	Fr.	Rapid City, S.D.
22	Isaiah Davis	RB	6-1	220	Sr.	Joplin, Mo.	78	John O'Brian	OL	6-5	300	Sr.	Eaton Rapids, Mich.
23	Matthew Durrance	S	6-2	210	So.	Lutz, Fla.	79	Jharett Bloomenrader	OL	6-5	295	Sr.	Highmore, S.D.
24	Derrick Johnson	RB	5-11	205	R-Fr.	Austin, Texas	80	Kentrell Prejean	WR	5-8	150	Fr.	Lafayette, La.
25	Cale Reeder	S	6-0	190	Sr.	Yorkville, Ill.	81	Joey Neumann	TE	6-4	230	Fr.	Antioch, Ill.
26	Kolten Tilford	S	5-9	175	Fr.	North Platte, Neb.	82	Ky Oday Jr.	WR	5-11	175	R-Fr.	Denver, Colo.
27	Noah Thompson	S	6-0	185	R-Fr.	Brandon, S.D.	83	David Alpers	TE	6-6	240	R-Fr.	Sioux Falls, S.D.
28	Chase Van Tol	LB	6-1	190	Fr.	Tea, S.D.	84	Joe Randle	WR	6-3	210	Fr.	St. Anthony, Minn.
29	Graham Spalding	LB	6-2	210	Sr.	Oviedo, Fla.	85	Joe Roll	WR	5-9	185	Fr.	Gretna, Neb.
30	Cody Cotton	CB	6-0	175	So.	Pleasant Prairie, Wis.	86	Patrick Hoffmann	WR	6-1	195	Jr.	Naperville, Ill.
31	Jalen B. Lee	CB	6-0	195	R-Fr.	Wentzville, Mo.	87	Zach Heins	TE	6-7	260	Sr.	Sioux Falls, S.D.
32	Adam Bock	LB	6-1	225	Sr.	Solon, Iowa	88	Greyton Gannon	TE	6-4	230	R-Fr.	Eagle, Wis.
33	Bryce Johnson	LB	6-3	210	R-Fr.	Parker, S.D.	89	Brody Gormley	TE	6-7	240	R-Fr.	Topeka, Kan.
34	Mike Morgan	TE/FB	6-3	240	Sr.	New Lenox, Ill.	90	Randy Keumogne	DE	6-3	235	Sr.	Oakdale, Minn.
35	Beau Giblin	S	6-1	185	Fr.	Sioux Falls, S.D.	91	Jace Sifore	DT	6-3	280	R-Fr.	Howard, S.D.
36	Dane Miller	WR	6-4	185	R-Fr.	Hardy, Neb.	92	Brian Williams	DT	6-1	285	Sr.	ChIPLEY, Fla.
37	Kaydon Olivia	LS	5-11	215	So.	Schertz, Texas	93	Max Baloun	DT	6-6	285	Jr.	Redfield, S.D.
37	Kirby Vorhees	RB	5-10	200	Fr.	Lutz, Fla.	94	Cade Terveer	DE	6-3	250	Sr.	Brandon, S.D.
38	Trevor Scott	LB	5-10	195	R-Fr.	Kansas City, Mo.	95	Zac Wilson	DE	6-3	245	Sr.	ChIPLEY, Fla.
39	Isaac Krael	RB	5-11	180	R-Fr.	Crete, Neb.	96	Bryce Hawthorne	DT	6-3	265	Fr.	Osseo, Minn.
40	Aaron Kusler	LB	6-3	225	Jr.	Sioux Falls, S.D.	96	Jackson Isakson	K/P	6-2	190	Fr.	Aberdeen, S.D.
41	Joe Ollman	LB	6-2	210	R-Fr.	Mequon, Wis.	97	Reis Kirschenman	DE	6-3	230	Fr.	Tea, S.D.
42	Davion Sterner	LB	6-0	215	Jr.	Alvord, Iowa	98	Ryan Van Marel	DT	6-4	295	Sr.	Sheldon, Iowa
43	Adam Kusler	LB	6-2	225	Jr.	Sioux Falls, S.D.	99	Jack Green	K	6-0	200	So.	Rapid City, S.D.
44	Kevin Brenner	TE	6-2	240	Sr.	Silver Lake, Wis.	99	Dawson Ripperda	DE	6-4	240	R-Fr.	Larchwood, Iowa



JIMMY ROGERS

Head Coach • First Season

Alma Mater: South Dakota State, 2009

Jimmy Rogers was introduced as the 21st head football coach in South Dakota State University history on Jan. 20, 2023, continuing his long association with Jackrabbit football that began as a student-athlete and has continued through the coaching ranks.

Rogers played an integral role in the Jackrabbits winning their first national title in football during the 2022 season by directing a defense that led the Football Championship Subdivision in rushing defense by allowing only 88.1 yards per game on the ground. SDSU tied for the FCS lead with 18 interceptions and also ranked second in total defense (274.1 yards per game), third in scoring defense (15.8 points per game) and fourth in turnovers gained (26).

The Jackrabbits finished the 2022 season on a school-record 14-game winning streak and held the No. 1 ranking in both the Stats Perform media poll and FCS coaches' poll the final two months of the year.

Rogers was honored as the 2022 FCS Coordinator of the Year by FootballScoop.com, and also was selected to participate in the AFCA's 35 Under 35 Coaches Leadership Institute.

A former standout defensive player for South Dakota State, Rogers returned to his alma mater in June 2013 to coach the Jackrabbit linebackers. The 2022 campaign marked his first — and only — season as the team's sole defensive coordinator duties after sharing the role for three seasons. He previously was elevated to assistant head coach after the 2019 campaign.

In his first season, Rogers directed a linebacking corps whose three regular starters — R.C. Kilgore, T.J. Lally and Charles Elmore — combined for 290 tackles. Kilgore led the team with 134 tackles and also led the nation with five fumble recoveries en route to first-team all-Missouri Valley Football Conference recognition.

Rogers again coached a 100-tackle performer in 2014 as Lally led the squad with 117 tackles en route to earning second-team all-MVFC recognition.

The 2015 Jackrabbit linebacking crew again featured the squad's top two tacklers as Lally turned in the third 100-tackle season of his career with a team-best 102 stops and Jesse Bobbit added 97 tackles. Lally received second-team all-MVFC recognition for the third time, while Bobbit was an honorable mention selection.

Under Rogers' guidance, Christian Rozeboom burst onto the Football Championship landscape in 2016 by being named MVFC Freshman of the Year

and finishing second in the balloting for the STATS FCS Jerry Rice Award as the top freshman in the Football Championship Subdivision after tallying a team-best 132 tackles. In addition, fellow linebackers Jesse Bobbit and Dallas Brown capped strong careers in 2016. A second-team all-league selection, Bobbit ranked second on the squad with 110 tackles, while Brown led the team with three interceptions.

Rozeboom anchored the Jackrabbit linebacking corps over the next three seasons as he registered 100-plus tackles each year in becoming the SDSU career tackles leader with 475. He also earned first-team all-MVFC honors four times and was a three-time All-America selection. A multiple-time finalist for the Buck Buchanan Award as the top defensive player in the FCS ranks, Rozeboom would later sign a free agent contract with the Los Angeles Rams.

In taking on a new and expanded role in 2019, Rogers helped direct a Jackrabbit defense that ranked in the top three of the MVFC in seven different defensive categories.

Rogers' linebacking corps again earned multiple awards en route to the FCS title game during the 2020-21 season that was moved to the spring. The team's starters ranked as the top three tacklers during the 10-game season as Adam Bock (74 tackles), Logan Backhaus (72 tackles) and Preston Tetzlaff (70 tackles) paced the squad. Backhaus was honored on a number of All-America teams, while Bock was a freshman All-America honoree and Tetzlaff was awarded the NCAA Elite 90 Award at the national championship.

Jackrabbit linebackers were again the team's top two tacklers during the 2021 season as football returned to the fall. Sophomore Adam Bock registered a team-high 125 tackles and Isaiah Stalbird was second on the squad with 73 total stops. Bock was a late addition to the list of finalists for the Buck Buchanan Award and received All-America honors from several organizations after earning first-team all-MVFC recognition.

Rogers coached a 100-tackle linebacker in eight of his 10 seasons leading the position group.

A native of Hamilton, Arizona, Rogers previously served as a graduate assistant at Florida Atlantic University in Boca Raton, Florida. He spent the fall of 2012 as an offensive graduate assistant, working with the offensive line. In the spring of 2013 he transitioned back to the defensive side of the ball as he worked with the team's linebackers.

THE ROGERS FILE

AS A PLAYER

- Four-Year Letterman (2006-09)
- Team Captain (2009)
- First-Team All-Great West Football Conference (2007)
- Second-Team All-Missouri Valley Football Conference (2008)
- Two-Time Team Tackles Leader (110 in 2007, 93 in 2008)
- Career Totals Included: 312 Tackles, 3 Interceptions and 3 Forced Fumbles

AS AN ASSISTANT COACH

- Team Record of 97-36 over 10 Seasons as a full-time assistant coach
- 10 Consecutive FCS Playoff Berths
- 2022 FCS National Champions
- Linebackers Coach (2013-22)
- Co-Defensive Coordinator (2019-21)
- Defensive Coordinator (2022)
- FootballScoop.com FCS Coordinator of the Year (2022)
- AFCA 35 Under 35 Coaches Leadership Institute (2022)



32-ADAM BOCK

6-1, 215, Junior • Linebacker

Solon, Iowa (Solon H.S.)

FOOTBALL HONORS AND HIGHLIGHTS:

- Stats Perform FCS Buck Buchanan Award Finalist (2021)
- HERO Sports FCS All-America First Team (2021)
- Stats Perform FCS All-America Second Team (2021)
- HERO Sports FCS Sophomore All-America Team (2021)
- HERO Sports FCS Freshman All-America Team (2020-21)
- All-Missouri Valley Football Conference First Team (2021, 2022)
- MVFC All-Newcomer Team (2020-21)
- College Sports Communicators Academic All-District (2022)
- MVFC Defensive Player of the Week (April 17, 2021; Sept. 3, 2022)
- MVFC All-Academic/Scholar-Athlete First Team (2021, 2022)
- MVFC Commissioner's Academic Excellence Award (2020-21, 2022)
- MVFC Honor Roll (2019, 2020-21, 2021, 2022)
- Team Captain (2022, 2023)
- Returned interception 39 yards for touchdown in Nov. 27, 2021 FCS playoff game versus UC Davis
- Blocked and returned PAT for defensive extra point Oct. 30, 2021 at Youngstown State
- Has recorded double figures for tackles in a game 12 times in his career

SDSU SINGLE-SEASON TACKLES

1. Ross Shafrath, 2012	150
2. R.C. Kilgore, 2013	134
3. Christian Rozeboom, 2016	132
4. Christian Rozeboom, 2017	127
5. Adam Bock, 2021.....	125
6. T.J. Lally, 2014	117
7. Chris Coauette, 2004.....	115
8. Christian Rozeboom, 2019	111
9. Jimmy Rogers, 2007	110
Jesse Bobbit, 2016	110

Note: Tackles not officially recognized as an NCAA statistic until 2000

ADAM BOCK'S CAREER STATISTICS

YEAR	G	SOLO	AST	TOTAL	TFL-Yds	SACK-Yds	PBU	INT-Yds	BK	FR-Yds	FF
2019	4	3	1	4	0-0	0-0	0	0-0	0	0-0	0
2020-21	10	36	38	74	5.5-20	2.0-15	0	0-0	0	0-0	0
2021	15	66	59	125	9.5-31	2.5-15	6	2-55	1	0-0	2
2022	11	39	37	76	7.5-26	4.0-17	0	0-0	0	1-0	1
2023	2	7	5	12	1.5-9	1.0-8	0	0-0	0	0-0	0
CAREER	42	151	140	291	24.0-86	9.5-55	6	2-55	1	1-0	3

ADAM BOCK'S 2019 GAME-BY-GAME STATISTICS

Game	Solo	Ast	Total	TFL-Yds	Sack-Yds	Int-Yds	FF	FR
Drake	0	0	0	0-0	0-0	0-0	0	0
North Dakota St.	0	0	0	0-0	0-0	0-0	0	0
Illinois State	2	0	2	0-0	0-0	0-0	0	0
Northern Iowa	1	1	2	0-0	0-0	0-0	0	0
Season Totals	3	1	4	0-0	0-0	0-0	0	0

ADAM BOCK'S 2020-21 GAME-BY-GAME STATISTICS

Game	Solo	Ast	Total	TFL-Yds	Sack-Yds	Int-Yds	FF	FR
Northern Iowa	4	1	5	1.0-7	1.0-7	0-0	0	0
North Dakota	0	0	0	0-0	0-0	0-0	0	0
Western Illinois	3	5	8	0-0	0-0	0-0	0	0
Youngstown St.	1	1	2	0-0	0-0	0-0	0	0
Southern Illinois	2	8	10	0-0	0-0	0-0	0	0
North Dakota St.	8	5	13	2.5-4	0-0	0-0	0	0
Holy Cross	3	6	9	0-0	0-0	0-0	0	0
Southern Illinois	7	6	13	1.0-1	0-0	0-0	0	0
Delaware	4	2	6	1.0-8	1.0-8	0-0	0	0
Sam Houston	4	4	8	0-0	0-0	0-0	0	0
Season Totals	36	38	74	5.5-20	2.0-15	0-0	0	0

ADAM BOCK'S 2021 GAME-BY-GAME STATISTICS

Game	Solo	Ast	Total	TFL-Yds	Sack-Yds	Int-Yds	FF	FR
Colorado State	7	1	8	2.0-3	0-0	0-0	0	0
Lindenwood	2	1	3	0-0	0-0	0-0	0	0
Indiana State	0	10	10	0.5-0	0-0	1-16	0	0
Dixie State	2	1	3	0-0	0-0	0-0	0	0
Southern Illinois	10	7	17	0.5-2	0.5-2	0-0	1	0
Western Illinois	5	2	7	0-0	0-0	0-0	0	0
Northern Iowa	6	4	10	0-0	0-0	0-0	0	0
Youngstown St.	2	1	3	0.5-1	0-0	0-0	0	0
North Dakota St.	5	8	13	2.5-8	1.0-2	0-0	1	0
South Dakota	11	3	14	2.0-13	1.0-11	0-0	0	0
North Dakota	5	7	12	1.0-2	0-0	0-0	0	0
UC Davis	3	3	6	0-0	0-0	0-0	0	0
Sacramento St.	1	5	6	0-0	0-0	0-0	0	0
Villanova	3	4	7	0-0	0-0	0-0	0	0
Montana State	4	2	6	0.5-2	0-0	0-0	0	0
Season Totals	66	59	125	9.5-31	2.5-15	1-16	2	0

Note: Blocked and returned extra point for 2-point defensive conversion Oct. 30 at Youngstown State

JACKRABBITS TO WATCH

ADAM BOCK'S 2022 GAME-BY-GAME STATISTICS

Game	Solo	Ast	Total	TFL-Yds	Sack-Yds	Int-Yds	FF	FR
Iowa	6	7	13	0-0	0-0	0-0	1	1
UC Davis	6	3	9	1.0-1	0-0	0-0	0	0
Butler	3	1	4	0-0	0-0	0-0	0	0
Missouri State	4	3	7	1.0-5	1.0-5	0-0	0	0
Western Illinois	8	2	10	0-0	0-0	0-0	0	0
South Dakota	3	4	7	2.5-10	2.0-9	0-0	0	0
North Dakota St.	1	6	7	0-0	0-0	0-0	0	0
North Dakota	1	0	1	0-0	0-0	0-0	0	0
Indiana St.	DNP-Injury							
Northern Iowa	DNP-Injury							
Illinois State	DNP-Injury							
Delaware	DNP-Injury							
Holy Cross	1	3	4	0.5-4	0-0	0-0	0	0
Montana State	6	2	8	2.5-6	1.0-3	0-0	0	0
North Dakota St.	0	6	6	0-0	0-0	0-0	0	0
Season Totals	39	37	76	7.5-26	4.0-17	0-0	1	1

ADAM BOCK'S 2023 GAME-BY-GAME STATISTICS

Game	Solo	Ast	Total	TFL-Yds	Sack-Yds	Int-Yds	FF	FR
Western Oregon	DNP-Injury							
Montana State	DNP-Injury							
Drake	DNP-Injury							
North Dakota	5	5	10	1.5-9	1.0-8	0-0	0	0
Illinois State	DNP-Injury							
Northern Iowa	DNP-Injury							
Southern Illinois	2	0	2	0-0	0-0	0-0	0	0
Season Totals	7	5	12	1.5-9	1.0-8	0-0	0	0



22-ISAIAH DAVIS

6-1 220, Senior • Running Back
Joplin, Missouri (Joplin H.S.)

FOOTBALL HONORS AND HIGHLIGHTS:

- HERO Sports FCS Sophomore All-America Team (2021)
- HERO Sports FCS Freshman All-America Team (2020-21)
- Phil Steele Co-Spring FCS Playoff MVP (2020-21)
- All-Missouri Valley Football Conference First Team (2022)
- All-MVFC Honorable Mention (2020-21)
- MVFC All-Newcomer Team (2020-21)
- MVFC Offensive Player of the Week (Oct. 1, 2022)
- MVFC Newcomer of the Week (March 20, 2021)
- MVFC Commissioner's Academic Excellence Award (2021)
- MVFC Honor Roll (2020-21, 2021)
- Team Captain (2023)
- Led team in rushing yards (818) and touchdowns (10) as a true freshman during 2020-21 season and again during the 2022 season (1,451 rushing yards, 15 touchdowns)
- Has topped the 100-yard mark for rushing 19 times during career — nine times in FCS playoff games
- Scored a rushing touchdown in 11 consecutive games, covering his final 10 games of the 2022 season and the 2023 season opener
- In first career start, tallied 150 yards on 22 carries and scored three touchdowns, including a 45-yard score, in regular season road win at Southern Illinois on March 20, 2021
- Tallied 305 all-purpose yards (178 rushing, 114 kickoff returns, 13 receiving) in 2020-21 Football Championship Subdivision national title game, including career-long 85-yard touchdown run
- Began his collegiate career by rushing 81 times before being tackled for a loss

ISAIAH DAVIS' CAREER STATISTICS

Year	Rush	Yds	Avg	TD	LG	Rec	Yds	TD	LG	KOR	Yds	Avg	TD	LG
2020-21	96	818	8.5	10	*85	7	107	0	36	7	228	32.6	0	50
2021	95	701	7.4	7	53	2	8	0	8	0	0	0.0	0	0
2022	249	1,451	5.8	15	*47	21	173	0	19	0	0	0.0	0	0
2023	92	685	7.4	8	49	13	113	1	*23	0	0	0.0	0	0
Career	532	3,655	6.9	40	*85	43	401	1	36	7	228	32.6	0	50

* denotes touchdown

ISAIAH DAVIS' 2020-21 GAME-BY-GAME STATISTICS

Game	Rush	Yds	TD	LG	Rec	Yds	TD	LG	KOR	Yds	TD	LG
Northern Iowa	1	2	0	2	1	18	0	18	0	0	0	0
North Dakota	2	6	0	6	0	0	0	0	0	0	0	0
Western Illinois	9	118	1	*40	0	0	0	0	1	28	0	28
Youngstown State	3	12	0	8	0	0	0	0	0	0	0	0
Southern Illinois	22	150	3	*45	0	0	0	0	1	36	0	36
North Dakota State	16	84	1	13	3	36	0	23	0	0	0	0
Holy Cross	10	156	1	*60	0	0	0	0	0	0	0	0
Southern Illinois	10	42	1	12	1	4	0	4	1	50	0	50
Delaware	9	70	0	36	1	36	0	36	0	0	0	0
Sam Houston	14	178	3	*85	1	13	0	13	4	114	0	40
Season Totals	96	818	10	*85	7	107	0	36	7	228	0	50

ISAIAH DAVIS' 2021 GAME-BY-GAME STATISTICS

Game	Rush	Yds	TD	LG	Rec	Yds	TD	LG	PR	Yds	TD	LG
Colorado State	15	84	1	32	0	0	0	0	1	1	0	1
Lindenwood	3	41	0	24	0	0	0	0	0	0	0	0
North Dakota	9	64	0	22	0	0	0	0	0	0	0	0
UC Davis	15	217	1	53	0	0	0	0	0	0	0	0
Sacramento State	19	108	2	11	1	8	0	8	1	17	0	17
Villanova	25	174	3	32	0	0	0	0	0	0	0	0
Montana State	9	13	0	8	1	0	0	0	0	0	0	0
Season Totals	95	701	7	53	2	8	0	8	2	18	0	17

Note: Missed eight games due to injury

SDSU CAREER RUSHING YARDS

1. Josh Ranek, 1997-2001	6,744
2. Zach Zenner, 2011-14	6,548
3. Pierre Strong, Jr., 2018-21	4,527
4. Kyle Minett, 2007-10	4,277
5. Anthony Watson, 2003-06	3,712
6. Isaiah Davis, 2020-present	3,655
7. Dan Sonnek, 1984-87	3,304
8. Les Tuma, 1970-73	3,018
9. Cory Koenig, 2004-07	2,990
10. Brady Mengarelli, 2014-17	2,677

SDSU CAREER RUSHING TOUCHDOWNS

1. Josh Ranek, 1997-2001	62
2. Zach Zenner, 2011-14	61
3. Kyle Minett, 2007-10	47
4. Pierre Strong, Jr., 2018-21	40
5. Isaiah Davis, 2020-present	40
6. Jerry Welch, 1951-54	34
7. Dan Sonnek, 1984-87	32
8. Scott Nedved, 1998-2002	30
9. Anthony Watson, 2003-06	29
10. Darwin Gonnerman, 1966-68	26
Taryn Christion, 2015-18	26

SDSU CAREER SCORING

1. Josh Ranek, 1997-2001	426
2. Zach Zenner, 2011-14	416
3. Chase Vinatieri, 2016-19	374
4. Jake Wieneke, 2014-17	362
5. Kyle Minett, 2007-10	330
6. Parker Douglass, 2004-07	321
7. Justin Syrovatka, 2011-14	319
8. Pierre Strong, Jr., 2018-21	258
9. Isaiah Davis, 2020-present	250
10. Jerry Welch, 1951-54	221

JACKRABBITS TO WATCH

SDSU SINGLE-SEASON RUSHING YARDS

1. Josh Ranek, 1999	2,055
2. Zach Zenner, 2012	2,044
3. Zach Zenner, 2014	2,019
4. Zach Zenner, 2013	2,015
5. Josh Ranek, 1998	1,881
6. Josh Ranek, 2001	1,804
7. Pierre Strong, Jr.; 2021	1,686
8. Dan Sonnek, 1985	1,518
9. Isaiah Davis, 2022.....	1,451
10. Rick Wegher, 1984.....	1,317

SDSU SINGLE-SEASON RUSHING TOUCHDOWNS

1. Josh Ranek, 1999	25
2. Zach Zenner, 2013	23
3. Zach Zenner, 2014	22
4. Josh Ranek, 2001	18
Pierre Strong, Jr; 2021	18
6. Kyle Minett, 2009.....	16
7. Dan Nelson, 1993	15
Paul Klinger, 1994	15
Cory Koenig, 2007.....	15
Isaiah Davis, 2022	15

ISIAAH DAVIS' 2022 GAME-BY-GAME STATISTICS

Game	Rush	Yds	TD	LG	Rec	Yds	TD	LG	PR	Yds	TD	LG
Iowa	18	50	0	12	5	32	0	12	0	0	0	0
UC Davis	25	112	0	13	0	0	0	0	0	0	0	0
Butler	11	74	0	14	1	17	0	17	0	0	0	0
Missouri State	20	83	0	16	1	7	0	7	0	0	0	0
Western Illinois	27	199	2	38	2	16	0	14	0	0	0	0
South Dakota	15	108	3	*47	1	6	0	6	0	0	0	0
North Dakota St.	14	114	1	27	0	0	0	0	0	0	0	0
North Dakota	DNP-Injury											
Indiana State	7	37	2	10	0	0	0	0	0	0	0	0
Northern Iowa	24	105	1	9	5	34	0	19	0	0	0	0
Illinois State	16	50	1	8	3	33	0	13	0	0	0	0
Delaware	14	104	2	35	0	0	0	0	0	0	0	0
Holy Cross	20	154	1	27	1	0	0	0	0	0	0	0
Montana State	16	158	1	41	0	0	0	0	0	0	0	0
North Dakota St.	22	103	1	25	2	28	0	16	0	0	0	0
Season Totals	249	1,451	15	*47	21	173	0	19	0	0	0	0

*Denotes touchdown

ISIAAH DAVIS' 2023 GAME-BY-GAME STATISTICS

Game	Rush	Yds	TD	LG	Rec	Yds	TD	LG	PR	Yds	TD	LG
Western Oregon	4	19	1	11	1	9	0	9	0	0	0	0
Montana State	12	66	0	16	2	22	0	11	0	0	0	0
Drake	8	77	0	28	3	47	1	*23	0	0	0	0
North Dakota	16	132	3	22	3	18	0	9	0	0	0	0
Illinois State	20	197	2	49	1	2	0	2	0	0	0	0
Northern Iowa	17	103	1	15	1	4	0	4	0	0	0	0
Southern Illinois	15	91	1	39	2	11	0	9	0	0	0	0
Season Totals	77	594	7	49	11	102	1	*23	0	0	0	0



11-MARK GRONOWSKI

6-3, 225, Junior • Quarterback

Naperville, Illinois (Neuqua Valley H.S.)

FOOTBALL HONORS AND HIGHLIGHTS:

- Phil Steele FCS Freshman of the Year (2020-21)
- Stats Perform Jerry Rice Award Finalist/Runner-up (2020-21)
- HERO Sports FCS Freshman All-America Team (2020-21)
- HERO Sports FCS Sophomore All-America Team (2022)
- Missouri Valley Football Conference Offensive Player of the Year (2020-21)
- MVFC Newcomer/Freshman of the Year (2020-21)
- All-MVFC First Team (2020-21)
- All-MVFC Second Team (2022)
- Stats Perform FCS National Freshman Player of the Week (Feb. 19, 2021)
- MVFC Offensive Player of the Week (March 6, 2021; Sept. 24, 2022; Oct. 22, 2022)
- MVFC Newcomer of the Week (Feb. 19, 2021; April 17, 2021)
- Has passed and rushed for touchdowns in the same game 20 times in 32 career starts, including an 11-game streak between the 2022 (last five games) and 2023 (first six games) seasons
- College Sports Communicators Academic All-District (2022)
- MVFC Scholar-Athlete First Team (2022)
- MVFC Commissioner's Academic Excellence Award (2021, 2022)
- MVFC Honor Roll (2020-21, 2021, 2022)
- Team Captain (2022, 2023)

SDSU CAREER PASSING YARDS

1. Taryn Christion, 2015-18	11,535
2. Austin Sumner, 2011-14	9,458
3. Ryan Berry, 2005-08	6,023
4. Ted Wahl, 1985-88	6,016
5. Mark Gronowski, 2020-present	5,853
6. Brad Nelson, 2001-04	5,382
7. Andy Rennerfeldt, 1997-2000	5,377
8. Dan Fjeldheim, 1999-2002	5,176
9. Todd McDonald, 1990-93	4,999
10. Mike Busch, 1984-85	4,980

SDSU SINGLE-SEASON PASSING YARDS

1. Taryn Christion, 2016	3,714
2. Taryn Christion, 2017	3,515
3. Chris Oladokun, 2021	3,164
4. Brad Nelson, 2003	3,141
5. Ryan Berry, 2008	3,106
6. Taryn Christion, 2018	3,020
7. Austin Sumner, 2013	2,999
8. Mark Gronowski, 2022	2,967
9. Todd McDonald, 1993	2,715
10. Dan Fjeldheim, 2002	2,663

MARK GRONOWSKI'S CAREER STATISTICS

Year	GP	Eff.	Comp	Att	Int	Pct.	Yds	TD	LG	Rush	Yds	TD	LG
2020-21	10	150.51	108	188	3	57.4	1,565	15	*76	83	577	7	*80
2021	DNP-Injury												
2022	15	156.47	232	356	5	65.2	2,967	26	57	111	408	12	51
2023	7	180.95	99	143	2	69.2	1,321	16	*60	39	137	6	*20
Career	32	159.93	439	687	10	63.9	5,853	57	*76	233	1,122	25	*80

* denotes touchdown

MARK GRONOWSKI'S 2020 GAME-BY-GAME STATISTICS

Game	Comp	Att	Int	Yds	TD	LG	Rush	Yds	TD	LG
^Northern Iowa	19	29	0	194	2	43	10	24	1	13
^North Dakota	16	32	2	309	2	*76	7	-5	0	5
^Western Illinois	12	19	0	178	2	*44	4	120	2	*80
^Youngstown State	12	28	1	158	1	39	9	15	1	8
^Southern Illinois	7	11	0	63	0	20	13	103	2	17
^North Dakota State	10	14	0	149	1	28	16	126	0	55
^Holy Cross	12	21	0	153	3	*45	2	15	0	9
^Southern Illinois	9	16	0	183	2	31	13	142	1	*67
^Delaware+	10	16	0	162	2	36	7	27	0	13
^Sam Houston	1	2	0	16	0	16	2	10	0	3
Season Totals	108	188	3	1,565	15	*76	83	577	7	*80

^ started game

+ caught 24-yard touchdown pass

JACKRABBITS TO WATCH

SDSU CAREER

PASSING TOUCHDOWNS

1. Taryn Christion, 2015-18	104
2. Austin Sumner, 2011-14	65
3. Mark Gronowski, 2020-present	57
4. Ryan Berry, 2005-08	56
5. Brad Nelson, 2001-04	47
6. Ted Wahl, 1985-88	43
7. Ron Meyer, 1963-65	41
8. Todd McDonald, 1990-93	36
9. Noel Bouché, 1996-98	36
10. Dan Fjeldheim, 1999-2002	32
Andy Rennerfeldt, 1997-2000	32

SINGLE-SEASON

PASSING TOUCHDOWNS

1. Taryn Christion, 2017	35
2. Taryn Christion, 2018	32
3. Ryan Berry, 2008	30
Taryn Christion, 2016	30
5. Brad Nelson, 2003	27
6. Mark Gronowski, 2022	26
7. Todd McDonald, 1993	25
Chris Oladokun, 2021	25
9. Brad Nelson, 2004	20
10. Ron Meyer, 1963	19
Ryan Berry, 2007	19
Austin Sumner, 2013	19

MARK GRONOWSKI'S 2022 GAME-BY-GAME STATISTICS

Game	Comp	Att	Int	Yds	TD	LG	Rush	Yds	TD	LG
^Iowa	10	26	0	87	0	20	10	-21	0	3
^UC Davis	13	21	2	110	1	17	7	9	2	7
^Butler	17	25	0	279	3	54	8	55	1	23
^Missouri State	22	29	0	319	4	*40	7	9	0	7
^Western Illinois	17	33	0	188	1	20	3	8	1	11
^South Dakota	12	20	1	136	1	*28	9	43	0	8
^North Dakota State	16	21	0	152	0	39	9	2	0	14
^North Dakota	15	20	0	197	3	39	6	20	2	10
^Indiana State	22	28	0	233	3	24	2	9	1	7
^Northern Iowa	21	34	1	263	1	57	4	20	0	11
^Illinois State	20	28	1	283	1	51	13	25	1	14
^Delaware	11	15	0	131	1	34	8	73	1	51
^Holy Cross	12	22	0	177	2	44	10	47	1	18
^Montana State	10	13	0	189	2	38	10	52	1	16
^North Dakota State	14	21	0	223	3	44	5	57	1	*51
Season Totals	232	356	5	2,967	26	57	111	408	12	*51

MARK GRONOWSKI'S 2023 GAME-BY-GAME STATISTICS

Game	Comp	Att	Int	Yds	TD	LG	Rush	Yds	TD	LG
^Western Oregon	8	10	0	121	1	*31	2	11	1	*6
^Montana State	13	22	0	184	2	40	10	26	1	*20
^Drake	18	25	1	226	5	24	3	19	1	11
^North Dakota	13	22	0	167	1	27	4	22	1	14
^Illinois State	11	17	0	171	3	*60	8	38	1	*14
^Northern Iowa	21	26	0	291	3	38	7	30	1	11
Southern Illinois	15	21	1	161	1	*49	5	-9	0	8
Season Totals	99	143	2	1,321	16	*60	39	137	6	*20



10-JAXON JANKE

6-3, 210, Senior • Wide Receiver

Madison, South Dakota (Madison H.S.)

FOOTBALL HONORS AND HIGHLIGHTS:

- All-Missouri Valley Football Conference Second Team (2020-21, 2021, 2022)
- HERO Sports FCS Sophomore All-America Team (2020-21)
- HERO Sports FCS Freshman All-America First Team (2019)
- Phil Steele FCS Freshman All-America First Team (2019)
- MVFC All-Newcomer Team (2019)
- MVFC Special Teams Player of the Week (Sept. 7, 2019)
- College Sports Communicators Academic All-District (2022)
- MVFC Scholar-Athlete Second Team (2022)
- MVFC All-Academic Honorable Mention (2020-21, 2021)
- MVFC Commissioner's Academic Excellence Award (2019, 2020-21, 2021, 2022)
- MVFC Honor Roll (2019, 2020-21, 2021, 2022)
- Led team in receptions and receiving yards three times: 2020-21 (32-473), 2021 (72-1,165) and 2022 (60-857)
- Has topped the 100-yard mark for receiving eight times during career, including seven times in 2021
- Has caught two touchdown passes in a game four times in his career
- Ranks third in SDSU history in career receptions (219), third in receiving yards (3,213) and fourth in career receiving touchdowns (27)
- Has a streak of a reception in 41 consecutive games

JAXON JANKE'S CAREER STATISTICS

Year	Rec	Yds	Avg	TD	LG	PR	Yds	Avg	TD	LG	KOR	Yds	Avg	LG
2018	0	0	0.0	0	0	2	34	17.0	0	18	0	0	0.0	0
2019	29	353	12.2	4	38	27	289	10.7	1	*77	3	46	15.3	20
2020-21	32	473	14.8	6	*76	8	106	13.3	0	55	0	0	0.0	0
2021	72	1,165	16.2	5	55	0	0	0.0	0	0	0	0	0.0	0
2022	60	857	14.3	9	44	3	58	19.3	0	49	0	0	0.0	0
2023	26	365	14.0	3	*60	0	0	0.0	0	0	0	0	0.0	0
Career	219	3,213	14.7	27	*76	40	487	12.2	1	*77	3	46	15.3	20

* denotes touchdown

Note: Has four rushing attempts for 55 yards in career

JAXON JANKE'S 2018 GAME-BY-GAME STATISTICS

Game	Rec	Yds	TD	LG	PR	Yds	TD	LG	KOR	Yds	LG
Indiana State	0	0	0	0	0	0	0	0	0	0	0
Youngstown St.	0	0	0	0	0	0	0	0	0	0	0
Illinois State	0	0	0	0	2	34	0	18	0	0	0
North Dakota St.	0	0	0	0	0	0	0	0	0	0	0
Season Totals	0	0	0	0	2	34	0	18	0	0	0

JAXON JANKE'S 2019 GAME-BY-GAME STATISTICS

Game	Rec	Yds	TD	LG	PR	Yds	TD	LG	KOR	Yds	LG
Minnesota	2	20	0	11	0	0	0	0	0	0	0
Long Island	0	0	0	0	4	111	1	*77	0	0	0
Drake	1	12	0	12	3	14	0	11	0	0	0
Southern Utah	2	52	0	28	1	3	0	3	0	0	0
Southern Illinois	3	20	2	*12	3	8	0	11	1	14	14
Youngstown St.	4	32	0	17	2	34	0	19	1	12	12
Indiana State	3	47	1	*23	2	7	0	8	0	0	0
North Dakota St.	1	7	0	7	2	10	0	7	0	0	0
Missouri State	2	21	0	13	1	4	0	4	0	0	0
Illinois State	2	61	0	38	2	21	0	11	1	20	20
Northern Iowa	4	20	1	*10	3	48	0	34	0	0	0
South Dakota	3	41	0	26	2	12	0	8	0	0	0
Northern Iowa	2	20	0	15	2	17	0	8	0	0	0
Season Totals	29	353	4	38	27	289	1	*77	3	46	20

JAXON JANKE'S 2020-21 GAME-BY-GAME STATISTICS

Game	Rec	Yds	TD	LG	PR	Yds	TD	LG	KOR	Yds	LG
Northern Iowa	4	29	1	12	1	14	0	14	0	0	0
North Dakota	7	161	2	*76	0	0	0	0	0	0	0
Western Illinois	4	68	0	42	1	5	0	5	0	0	0
Youngstown St.	3	19	1	*8	1	3	0	3	0	0	0
Southern Illinois	2	36	0	20	0	0	0	0	0	0	0
North Dakota St.	0	0	0	0	2	17	0	16	0	0	0
Holy Cross	5	37	1	*11	2	12	0	6	0	0	0
Southern Illinois	1	24	0	24	0	0	0	0	0	0	0
Delaware	3	64	1	*30	1	55	0	55	0	0	0
Sam Houston	3	35	0	16	0	0	0	0	0	0	0
Season Totals	32	473	6	*76	8	106	0	55	0	0	0

JACKRABBITS TO WATCH

JAXON JANKE'S 2021 GAME-BY-GAME STATISTICS

Game	Rec	Yds	TD	LG	PR	Yds	TD	LG	KOR	Yds	LG
Colorado State	3	58	0	22	0	0	0	0	0	0	0
Lindenwood	2	64	0	55	0	0	0	0	0	0	0
Indiana State	2	47	1	42	0	0	0	0	0	0	0
Dixie State	2	48	0	39	0	0	0	0	0	0	0
Southern Illinois	3	38	0	18	0	0	0	0	0	0	0
Western Illinois	9	101	1	32	0	0	0	0	0	0	0
Northern Iowa	4	83	0	28	0	0	0	0	0	0	0
Youngstown St.	7	111	0	22	0	0	0	0	0	0	0
North Dakota St.	6	118	0	38	0	0	0	0	0	0	0
South Dakota	7	105	0	49	0	0	0	0	0	0	0
North Dakota	8	103	1	24	0	0	0	0	0	0	0
UC Davis	2	18	0	13	0	0	0	0	0	0	0
Sacramento St.	5	48	0	16	0	0	0	0	0	0	0
Villanova	6	119	2	39	0	0	0	0	0	0	0
Montana State	6	104	0	35	0	0	0	0	0	0	0
Season Totals	72	1,165	5	55	0	0	0	0	0	0	0

Note: Recorded one rushing attempt for 7 yards versus Southern Illinois

JAXON JANKE'S 2023 GAME-BY-GAME STATISTICS

Game	Rec	Yds	TD	LG	PR	Yds	TD	LG	Rush	Yds	LG
Western Ore.	3	41	0	20	0	0	0	0	0	0	0
Montana State	3	28	0	11	0	0	0	0	1	9	9
Drake	7	85	1	23	0	0	0	0	1	25	25
North Dakota	3	51	1	27	0	0	0	0	0	0	0
Illinois State	5	88	1	*60	0	0	0	0	0	0	0
Northern Iowa	3	56	0	38	0	0	0	0	0	0	0
Southern Illinois	2	16	0	10	0	0	0	0	0	0	0
Season Totals	24	349	3	*60	0	0	0	0	2	34	25

Note: Attempted and completed one pass for 2 yards at Illinois State

JAXON JANKE'S 2022 GAME-BY-GAME STATISTICS

Game	Rec	Yds	TD	LG	PR	Yds	TD	LG	KOR	Yds	LG
Iowa	2	24	0	20	1	8	0	8	0	0	0
UC Davis	3	36	0	15	0	0	0	0	0	0	0
Butler	2	21	1	14	0	0	0	0	0	0	0
Missouri State	6	83	1	22	0	0	0	0	0	0	0
Western Illinois	9	94	1	19	0	0	0	0	0	0	0
South Dakota	4	76	1	*28	0	0	0	0	0	0	0
North Dakota St.	4	27	0	21	0	0	0	0	0	0	0
North Dakota	3	33	1	18	0	0	0	0	0	0	0
Indiana State	5	82	0	24	2	50	0	49	0	0	0
Northern Iowa	4	60	0	21	0	0	0	0	0	0	0
Illinois State	4	67	0	21	0	0	0	0	0	0	0
Delaware	4	38	1	14	0	0	0	0	0	0	0
Holy Cross	4	82	1	44	0	0	0	0	0	0	0
Montana State	3	74	0	38	0	0	0	0	0	0	0
North Dakota St.	3	60	2	30	0	0	0	0	0	0	0
Season Totals	60	857	9	44	3	58	0	49	0	0	0

Note: Recorded one rushing attempt for 14 yards versus Missouri State

FOOTBALL CHAMPIONSHIP SUBDIVISION POLLS

STATS PERFORM FCS POLL — OCT. 23

PL.	SCHOOL	2023 RECORD	POINTS	PR
1.	<i>South Dakota State [56]</i>	7-0	1,400	1
2.	Montana State	6-1	1,342	2
3.	Furman	6-1	1,266	4
4.	South Dakota	6-1	1,133	6
5.	Delaware	6-1	1,079	7
6.	Sacramento State	5-2	1,074	3
7.	Montana	6-1	1,056	9
8.	Incarnate Word	6-1	1,038	5
9.	Idaho	5-2	1,005	10
10.	Western Carolina	5-2	829	8
11.	Southern Illinois	5-2	768	12
12.	North Dakota State	5-2	750	14
13.	North Carolina Central	6-1	703	16
14.	UT Martin	6-1	677	17
15.	North Dakota	4-3	596	11
16.	Florida A&M	6-1	497	19
17.	Chattanooga	6-2	462	21
18.	Central Arkansas	5-2	461	20
19.	Villanova	5-2	319	22
20.	Austin Peay	5-2	227	24
21.	Lafayette	6-1	218	NR
22.	William & Mary	4-3	213	13
23.	Northern Iowa	4-3	196	NR
24.	Youngstown State	4-3	181	25
25.	UC Davis	4-3	164	23

Notes: First-place votes in brackets; opponents listed in **bold**

Others receiving votes: Holy Cross, 146; Harvard, 113; Albany, 112; New Hampshire, 74; Fordham, 51; Tennessee State, 18; Eastern Washington, 7; Pennsylvania, 7; Weber State, 6; Lamar, 4.

AFCA FCS COACHES' POLL — OCT. 23

PL.	SCHOOL	2023 RECORD	POINTS	PR
1.	<i>South Dakota State [26]</i>	7-0	650	1
2.	Montana State	6-1	623	2
3.	Furman	6-1	587	3
4.	Incarnate Word	6-1	545	5
5.	Montana	6-1	537	6
6.	Delaware	6-1	510	7
7.	Sacramento State	5-2	475	4
8.	Idaho	5-2	471	8
9.	South Dakota	6-1	423	16
10.	North Carolina Central	6-1	418	10
11.	North Dakota State	5-2	388	15
12.	Southern Illinois	5-2	343	12
13.	UT Martin	6-1	314	19
14.	Florida A&M	6-1	304	18
15.	Chattanooga	6-2	266	20
16.	Western Carolina	5-2	253	14
17.	North Dakota	4-3	198	9
18.	Central Arkansas	5-2	197	21
19.	Lafayette	6-1	120	NR
20.	New Hampshire	4-3	116	22
	Austin Peay	5-2	116	24
22.	Holy Cross	4-3	108	11
23.	Harvard	5-1	87	17
24.	William & Mary	4-3	83	13
25.	UC Davis	4-3	82	23

Notes: First-place votes in brackets; opponents listed in **bold**

Others receiving votes: **Northern Iowa**, 65; Villanova, 51; Fordham, 44; **Youngstown State**, 41; Pennsylvania, 25; Albany, 4; Mercer, 3; Eastern Illinois, 1; **Illinois State**, 1; Nicholls, 1.

MISSOURI VALLEY FOOTBALL CONFERENCE

2023 MVFC STANDINGS

SCHOOL	CONFERENCE	PF	PA	OVERALL	PF	PA
South Dakota State	4-0	140	58	7-0	275	88
South Dakota	4-0	113	60	6-1	182	101
Northern Iowa	3-1	104	102	4-3	171	183
North Dakota State	2-2	133	90	5-2	261	138
Southern Illinois	2-2	73	74	5-2	162	133
Youngstown State	2-2	144	119	4-3	251	192
Illinois State	2-2	137	106	4-3	239	137
North Dakota	2-2	119	103	4-3	229	174
Missouri State	2-2	106	102	3-4	213	202
Murray State	1-3	67	121	2-5	122	222
Indiana State	0-4	58	118	0-7	72	231
Western Illinois	0-4	42	183	0-7	120	321

RESULTS AND SCHEDULE

SATURDAY, OCT. 21

*South Dakota 17, Indiana State 3
 *Youngstown State 41, Illinois State 38
 *South Dakota State 17, Southern Illinois 10
 *Missouri State 28, Murray State 24
 *North Dakota State 52, Western Illinois 7
 *Northern Iowa 27, North Dakota 0

SATURDAY, OCT. 28

*Northern Iowa at Illinois State, noon
 *Indiana State at North Dakota, 1 p.m.
 *South Dakota State at South Dakota, 1 p.m.
 *Missouri State at Youngstown State, 1 p.m.
 *Murray State at North Dakota State, 2:30 p.m.
 *Southern Illinois at Western Illinois, 3 p.m.

2023 PRESEASON POLL

1.	South Dakota State [44]	539
2.	North Dakota State [1]	492
3.	Northern Iowa	409
4.	North Dakota	399
5.	Southern Illinois	337
6.	Youngstown State	323
7.	Illinois State	269
8.	Missouri State	229
9.	South Dakota	226
10.	Indiana State	148
11.	Murray State	74
12.	Western Illinois	65



VERSUS RANKED OPPONENTS

Since moving to the Football Championship Subdivision at the start of the 2004 season, the Jackrabbits have compiled a 58-52 record versus ranked opponents.

Following is a year-by-year look at games against ranked opponents:

2004 0-3 record

- at #13 Cal Poly (L, 7-14)
- at #24 Montana State (L, 24-27)
- at #1 Georgia Southern (L, 7-63)

2005 0-5 record

- at #3 Montana (L, 0-7)
- #12 Cal Poly (L, 16-24)
- at #16 Texas State (L, 12-42)
- #19 Georgia Southern (L, 42-55)
- at #20 North Dakota State (L, 17-41)

2006 3-3 record

- at #6 Montana (L, 7-36)
- at #12 Northern Iowa (L, 17-27)
- at #16 McNeese State (W, 20-17)
- at #4 Cal Poly (W, 29-28)
- #16 UC Davis (W, 22-21)
- at #4 North Dakota State (L, 28-41)

2007 2-2 record

- at #6 Youngstown State (L, 17-23)
- #5 Northern Iowa (L, 17-31)
- #19 Cal Poly (W, 48-35)
- #1 North Dakota State (W, 29-24)

2008 3-4 record

- #14 Youngstown State (W, 40-7)
- #15 Western Illinois (W, 24-22)
- #8 Northern Iowa (L, 20-34)
- #4 McNeese State (L, 44-46 - 3OT)
- #3 Cal Poly (L, 28-42)
- #9 Southern Illinois (L, 35-38)
- at #24 North Dakota State (W, 25-24)

2009 1-3 record

- at #17 Cal Poly (L, 14-21)
- vs. #6 Northern Iowa (W, 24-14)
- vs. #3 Southern Illinois (L, 15-34)
- ^at #1 Montana (L, 48-61)

2010 2-3 record

- at #16 Delaware (L, 3-26)
- at #15 Northern Iowa (L, 14-24)
- vs. #20 Western Illinois (W, 33-29)
- at #15 Southern Illinois (W, 31-10)
- at #20 North Dakota State (L, 24-31)

2011 0-3 record

- vs. #23 Indiana State (L, 28-38)
- vs. #2 Northern Iowa (L, 14-31)
- vs. #3/5 North Dakota State (L, 14-38)

2012 3-2 record

- at #22/25 Indiana State (W, 24-10)
- vs. #21/22 Youngstown St. (W, 41-28)
- at #1/1 North Dakota State (L, 17-20)
- ^vs. #25 Eastern Illinois (W, 58-10)
- ^at #1/1 North Dakota State (L, 3-28)

2013 3-2 record

- vs. #1/1 North Dakota State (L, 0-20)
- vs. #17/18 Northern Iowa (W, 37-34 - 2 OT)
- at #15/18 Youngstown St. (W, 42-13)
- ^at #8/9 Northern Arizona (W, 26-7)
- ^at #3/3 Eastern Washington (L, 17-41)

2014 3-4 record

- at #22/22 Illinois State (L, 10-45)
- at #20/21 Northern Iowa (W, 31-28)
- vs. #16/17 Youngstown State (L, 27-30)
- at #1/1 North Dakota State (L, 17-37)
- at #17/19 Indiana State (W, 32-17)
- ^at #17/17 Montana State (W, 47-40)
- at #2/3 North Dakota State (L, 24-27)

2015 3-3 record

- vs. #2/3 North Dakota State (L, 7-28)
- vs. #19/21 Indiana State (W, 24-7)
- at #11/12 Youngstown State (W, 38-8)
- vs. #22/25 Northern Iowa (L, 7-10)
- vs. #2/2 Illinois State (W, 25-20)
- ^at #16/17 Montana (L, 17-24)

2016 4-1 record

- vs. #8/8 Western Illinois (W, 52-14)
- at #1/1 North Dakota State (W, 19-17)
- vs. #12/13 Youngstown State (W, 24-10)
- ^vs. #9/10 Villanova (W, 10-7)
- ^at #3/3 North Dakota State (L, 10-36)

2017 6-2 record

- at #5/6 Youngstown State (L, 7-19)
- at #12/14 Western Illinois (W, 52-48)
- vs. #2/2 North Dakota State (W, 33-21)
- vs. #17/20 Illinois State (W, 27-24 - OT)
- at #15/16 South Dakota (W, 31-28)
- ^vs. #20/21 Northern Iowa (W, 37-22)
- ^vs. #20/21 New Hampshire (W, 56-14)
- ^at #1/1 James Madison (L, 16-51)

2018 2-3 record

- at #1/1 North Dakota State (L, 17-21)
- at #25 Northern Iowa (L, 9-24)
- at #9/11 Illinois State (W, 38-28)
- ^at #2/2 Kennesaw State (W, 27-17)
- ^at #1/1 North Dakota State (L, 21-44)

2019 2-3 record

- at #17/19 Youngstown State (W, 38-28)
- vs. #1/1 North Dakota State (L, 16-23)
- vs. #11/12 Illinois State (L, 18-27)
- vs. #4/5 Northern Iowa (W, 38-7)
- ^vs. #6/6 Northern Iowa (L, 10-13)

2020-21 5-2 record

- at #3 Northern Iowa (W, 24-20)
- at #14 North Dakota (L, 17-28)
- at #5/5 Southern Illinois (W, 44-3)
- at #2/3 North Dakota State (W, 27-17)
- ^vs. #14/14 Southern Illinois (W, 31-26)
- ^vs. #5/5 Delaware (W, 33-3)
- ^vs. #4/4 Sam Houston (L, 21-23)

2021 4-4 record

- vs. #7/8 Southern Illinois (L, 41-42 OT)
- vs. #20/24 Northern Iowa (L, 17-26)
- vs. #2/2 North Dakota State (W, 27-19)
- at #17/19 South Dakota (L, 20-23)
- ^vs. #14/16 UC Davis (W, 56-24)
- ^at #8/12 Sacramento State (W, 31-26)
- ^vs. #6/7 Villanova (W, 35-21)
- ^at #7/9 Montana State (L, 17-31)

2022 8-0 record

- vs. #25 UC Davis (W, 24-22)
- at #4/6 Missouri State (W, 28-14)
- at #1/1 North Dakota State (W, 23-21)
- at #20 North Dakota (W, 49-35)
- ^vs. #23 Delaware (W, 42-6)
- ^vs. #6/7 Holy Cross (W, 42-21)
- ^vs. #3/3 Montana State (W, 39-18)
- ^vs. #4/4 North Dakota State (W, 45-24)

2023 4-0 record

- vs. #3/3 Montana State (W, 20-16)
- vs. #11/12 North Dakota (W, 42-21)
- at #22 Illinois State (W, 40-21)
- at #12/12 Southern Illinois (W, 17-10)

^denotes FCS playoff game

#1/1 SDSU 45, WESTERN OREGON 7

Aug. 31, 2023 • Dana J. Dykhouse Stadium (Att.: 16,258)

South Dakota State returned two interceptions for touchdowns in the first half and added more big plays on the offensive side of the ball to begin defense of its Football Championship Subdivision national title with a 45-7 victory over Western Oregon before a Dairy Drive crowd of 16,258 at Dana J. Dykhouse Stadium.

Top-ranked SDSU extended its school-record winning streak to 15 games in the season opener for both squads. The game also marked the first for the Jackrabbits under new head coach Jimmy Rogers.

SDSU scored on each of its first three offensive possessions in building a 35-0 lead through the first 20 minutes of the contest. The Jackrabbits took the opening kickoff and proceeded to march 72 yards on seven plays, the last 31 of which came on a Mark Gronowski pass to freshman wide receiver Griffin Wilde over the middle. Gronowski completed all four of his pass attempts on the drive for 58 yards.

Eighty seconds later, the SDSU defense tallied its first points of the night when DyShawn Gales deflected a pass into the hands of safety Colby Huerter, who returned the interception 54 yards for a touchdown.

The Jackrabbit lead grew to 21-0 later in the opening period when Isaiah Davis scampered around right end for a 4-yard touchdown run to finish off a seven-play, 52-yard drive.

SDSU's other starting safety, Tucker Large, got in the act early in the second quarter when he intercepted Gannon Winker's deep pass over the middle and weaved his way through traffic before following a convoy to the end zone for a 64-yard touchdown. It was the first interception by Large, who also returned a punt 25 yards in the opening quarter.

The Jackrabbits extended their lead to 42-0 with two more touchdowns in the second quarter — both on quarterback scrambles. First, Gronowski found paydirt from 6 yards out, while backup Chase Mason capped his first career drive directing the SDSU offense by slicing through the Wolves defense for a 33-yard scoring run.

Gronowski ended the night 8-for-10 passing for 121 yards, while Mason completed 5-of-9 attempts for 67 yards and added 40 rushing yards on three carries.

Reserves on both sides of the ball played the entire second half for the Jackrabbits. Hunter Dustman's 32-yard field goal late in the third period proved to be SDSU's only points of the second half.

Western Oregon, meanwhile, ended the shutout bid with a touchdown with 3 minutes and 47 seconds remaining in the game. Backup quarterback Jordan McCarty led the Wolves on a six-play, 78-yard drive that ended with McCarty scoring from 9 yards out. A 24-yard run by Jermaine Land on the preceding play gave WOU first and goal.

SDSU finished with a 403-209 advantage in total offense. Amar Johnson paced the Jackrabbit rushing attack with 70 yards on eight carries, while Wilde was the leading receiver with four catches for 79 yards.

McCarty was the leading rusher for WOU with 37 yards on eight carries and also completed both of his pass attempts for 40 yards. Winker ended the night 12-for-23 for only 67 yards and was picked off three times. Keyvaun Eady tallied four receptions for 39 yards.

Saiveon Williamson, starting in place of an injured Adam Bock at middle linebacker, registered a team-high eight stops for SDSU, including 1.5 tackles for loss.

Western Oregon's Daron Ulrich Jr. led all players with 11 stops.



Tucker Large returned an interception 64 yards for a touchdown on the first play of the second quarter and was one of two pick-sixes in the game for the Jackrabbits.

SCORE BY QUARTERS	1	2	3	4	FINAL
Western Oregon (0-1)	0	0	0	7	7
South Dakota State (1-0)	21	21	3	0	45

SCORING SUMMARY

1st	11:18	SDSU	–	Griffin Wilde 31 yd pass from Mark Gronowski (Hunter Dustman kick)
1st	9:58	SDSU	–	Colby Huerter 54 yd interception return (Dustman kick)
1st	2:17	SDSU	–	Isaiah Davis 4 yd run (Dustman kick)
2nd	14:41	SDSU	–	Tucker Large 64 yd interception return (Dustman kick)
2nd	10:13	SDSU	–	Mark Gronowski 6 yd run (Dustman kick)
2nd	00:55	SDSU	–	Chase Mason 33 yd run (Dustman kick)
3rd	5:34	SDSU	–	Dustman 32 yd field goal
4th	3:47	WOU	–	Jordan McCarty 9 yd run (Charlie Shulkin kick)

TEAM STATISTICS	WOU	SDSU
FIRST DOWNS	13	21
RUSHES-YARDS (NET)	29-102	34-209
PASSING YDS (NET)	107	194
Passes Att-Comp-Int	25-14-3	23-14-0
TOTAL OFFENSE PLAYS-YARDS	54-209	57-403
Punt Returns-Yards	0-0	3-3-0
Kickoff Returns-Yards	3-33	2-50
Interception Returns-Yards	0-0	3-118
Punts (Number-Avg)	6-28.8	1-51
Fumbles-Lost	0-0	0-0
Penalties-Yards	3-32	9-81
Possession Time	30:05	29:55
Third-Down Conversions	3 of 12	5 of 9
Fourth-Down Conversions	0 of 0	0 of 1
Red-Zone Scores-Chances	1-2	3-3
Sacks By: Number-Yards	0-0	0-0

RUSHING LEADERS: WOU - Jordan McCarty 8-37; Jermaine Land 1-24; Dominique Loggins 10-19; Austin Bacher 8-16; Gannon Winker 2-6. SDSU - Amar Johnson 8-70; Angel Johnson 10-48; Chase Mason 3-40; Isaiah Davis 4-19; Jon Bell 2-13; Mark Gronowski 2-11; Isaac Kracl 2-11; Kirby Vorhees 1-1. **PASSING LEADERS:** WOU - Gannon Winker 12-23-3 67; Jordan McCarty 2-2-0 40. SDSU - Mark Gronowski 8-10-0 121; Chase Mason 5-9-0 67; Jon Bell 1-4-0 6. **RECEIVING LEADERS:** WOU - Keyvaun Eady 4-39; Damon Hickok 3-40; Dominique Loggins 3-12; London Smalley 2-3. SDSU - Griffin Wilde 4-79; Jaxon Janke 3-41; Devon Cole Jr. 2-26; Graham Goering 1-13; Zach Heins 1-11; Isaiah Davis 1-9; Mike Morgan 1-9; Angel Johnson 1-6. **INTERCEPTIONS:** WOU - none. SDSU - Tucker Large 1-64; Colby Huerter 1-54; Kolten Tilford 1-0. **SACKS:** WOU - none. SDSU - none. **TACKLE LEADERS (UA-A-TOT):** WOU - Daron Ulrich Jr. 8-3-11; Luis Vicino 4-2-6; Dawson Muggy 6-0-6; Andrew Simpson 4-1-5; Malcolm Liufau 3-2-5. SDSU - Saiveon Williamson 3-5-8; Jason Freeman 3-2-5; DyShawn Gales 2-2-4; Caleb Franci 3-1-4; Matthew Durrance 3-1-4.

#1/1 SDSU 20, #3/3 MONTANA STATE 16

Sept. 9, 2023 • Dana J. Dykhouse Stadium (Att.: 19,332)

Top-ranked South Dakota State scored three second-half touchdowns and survived a wild finish to outlast third-ranked Montana State, 20-16, before a sold-out Beef Bowl crowd of 19,332 Sept. 9 at Dana J. Dykhouse Stadium.

The Jackrabbits, who took the lead for good on a 35-yard catch and touchdown run by freshman wide receiver Griffin Wilde, improved to 2-0 on the season and extended their school-record winning streak to 16 games. Montana State dropped to 1-1 overall.

The Bobcats controlled the first half, holding SDSU scoreless thanks to a stout defense and a ball-control, dual-quarterback offense that built a 2-to-1 advantage in time of possession. After forcing a fumble on the Jackrabbits' first offensive drive, MSU opened the scoring with a 10-play, 57-yard march. Tommy Mellott recorded a pair of 8-yard carries and completed a pair of passes for another 14 yards before turning the offense over to Sean Chambers, who rushed four times for 17 yards, ending the first scoring drive with a 2-yard run.

SDSU managed only 17 yards of total offense on nine plays in the first quarter and saw its struggles continue as the Bobcats extended their lead to 10-0 on a 27-yard field goal by Brendan Hall six minutes into the second quarter.

The Jackrabbits got the spark they needed on the first play from scrimmage of the second half when Amar Johnson scampered around left end for a 26-yard gain into Montana State territory. Six plays later, quarterback Mark Gronowski found the end zone from 20 yards out down the right sideline.

On their next possession, SDSU strung together an 11-play, 95-yard drive that lasted the final 5:55 of the third quarter and ended two plays and 45 seconds into the fourth quarter as Gronowski zipped a pass down the left hash to tight end Zach Heins for a 16-yard touchdown and a 13-10 lead.

However, SDSU missed the extra point as errors on special teams cropped in the fourth quarter. The Jackrabbits were able to overcome a 59-yard return by Marqui Johnson on the ensuing kickoff as Cale Reeder intercepted a Chambers pass over the middle.

Following the turnover, SDSU was forced to punt from the shadow of its own goal line and Julius Davis broke through to block Hunter Dustman's attempt, which was recovered at the 1-yard line. Chambers was stuffed shy of the goal line on each of the first two plays before the Bobcats were flagged for the second of what would be six false-start penalties going into the teeth of the Jackrabbit student section in the fourth quarter. Hall's second field goal, this time from 19 yards, tied the game at 13-all.

After another Jackrabbit punt midway through the final quarter, the Bobcats regained the lead on a 24-yard field goal by Hall. The Bobcats converted on fourth-and-1 near midfield on the first set of downs, but three more false-start miscues forced MSU to again settle for a field goal.

SDSU struck quickly to take the lead back, needing only two plays and 41 seconds to cover 75 yards. On the first play of the drive, Gronowski connected with Grahm Goering down the right sideline for 40 yards to the Bobcat 35. Then, Wilde caught a pass in the right flat from Gronowski at the line of scrimmage, made a group of Bobcat defenders miss en route to the end zone.

However, the game was far from over even though only 83 seconds remained on the clock. Taking over at their own 25, Chambers moved the Bobcats into scoring territory with both his arm and his legs. With nine ticks left on the clock and the ball at the SDSU 24, Chambers fired a pass over the middle to the back of the end zone that was caught by Clevan Thomas Jr. Originally, the play was ruled a touchdown, but after a lengthy review, was overturned as Thomas was deemed to have caught the ball with both feet out of bounds with one second remaining.

Chambers' final pass attempt of the night was under duress and fell short of the goal line, allowing the Jackrabbits to extend their home winning streak to 14 games dating back to the 2021 campaign.

SDSU finished with a 341-298 edge in total offense, including a 184-87 advantage through the air. Gronowski completed 13-of-22 passes for 184 yards



Griffin Wilde scored the game-winning touchdown on a 35-yard catch and run with 1 minute and 30 seconds remaining in the Sept. 9 showdown against Montana State.

with Jaxon Janke leading receivers with three catches for 28 yards. Wilde tallied two catches for 49 yards.

Isaiah Davis paced the ground game with 66 yards on 12 carries and added two catches for 22 yards.

Chambers ended the night with 90 rushing yards on 20 carries and converted 3-of-9 passing attempts for 53 yards. Mellott was a perfect 6-for-6 passing in the first half for 34 yards and contributed 46 rushing yards on 11 attempts.

Williamson and Colby Huerter each registered game-high 10 tackles for the Jackrabbits. Danny Uliulakepa, who forced the SDSU fumble on a strip-sack in the first half, tallied a team-best seven tackles for Montana State.

SCORE BY QUARTERS	1	2	3	4	FINAL
Montana State (1-1)	7	3	0	6	16
South Dakota State (1-0)	0	0	7	13	20

SCORING SUMMARY

1st	4:14	MSU – Sean Chambers 2 yd run (Brendan Hall kick)
2nd	8:49	MSU – Hall 27 yd field goal
3rd	10:49	SDSU – Mark Gronowski 20 yd run (Hunter Dustman kick)
4th	14:15	SDSU – Zach Heins 16 yd pass from Gronowski (kick failed)
4th	10:15	MSU – Hall 19 yd field goal
4th	2:04	MSU – Hall 24 yd field goal
4th	1:30	SDSU – Griffin Wilde 35 yd pass from Gronowski (Dustman kick)

TEAM STATISTICS	MSU	SDSU
FIRST DOWNS	17	20
RUSHES-YARDS (NET)	48-211	29-157
PASSING YDS (NET)	87	184
Passes Att-Comp-Int	15-9-1	22-13-0
TOTAL OFFENSE PLAYS-YARDS	63-298	51-341
Punt Returns-Yards	3-22	0-0
Kickoff Returns-Yards	3-89	0-0
Interception Returns-Yards	0-0	1-0
Punts (Number-Avg)	3-40.0	4-31.0
Fumbles-Lost	0-0	1-1
Penalties-Yards	12-80	7-75
Possession Time	35:23	24:37
Third-Down Conversions	4 of 12	5 of 9
Fourth-Down Conversions	1 of 1	0 of 0
Red-Zone Scores-Chances	4-5	2-2
Sacks By: Number-Yards	3-15	0-0

RUSHING LEADERS: MSU - Sean Chambers 20-90; Julius Davis 12-57; Tommy Mellott 11-46; Jared White 4-16. SDSU - Isaiah Davis 12-66; Amar Johnson 5-47; Mark Gronowski 10-26; Jaxon Janke 1-9; Angel Johnson 1-9. **PASSING LEADERS:** MSU - Sean Chambers 3-9-1 53; Tommy Mellott 6-6-0 34. SDSU - Mark Gronowski 13-22-0 184. **RECEIVING LEADERS:** MSU - Derryk Snell 3-38; Julius Davis 3-14. SDSU - Jaxon Janke 3-28; Griffin Wilde 2-49; Zach Heins 2-25; Isaiah Davis 2-22; Amar Johnson 2-19. **INTERCEPTIONS:** MSU - none. SDSU - Cale Reeder 1-0. **SACKS:** MSU - Rylan Ort 1.0-10; Danny Uliulakepa 1.0-3; Kenneth Eiden IV 1.0-2. SDSU - none. **TACKLE LEADERS (UA-A-TOT):** MSU - Danny Uliulakepa 4-3-7; Rylan Ort 5-1-6; Dru Polidore 2-3-5; McCade O'Reilly 2-3-5. SDSU - Saiveon Williamson 4-6-10; Colby Huerter 5-5-10; Cale Reeder 6-2-8; Tucker Large 7-0-7; Jason Freeman 1-4-5; DyShawn Gales 3-2-5; Isaiah Stalbird 1-4-5.

#1/1 SDSU 70, DRAKE 7

Sept. 16, 2023 • Target Field (Att.: 18,174)

MINNEAPOLIS — South Dakota State racked up its most points and yards in a game in five years, rolling past Drake, 70-7, Saturday in a nonconference football game Sept. 16 at Target Field.

Nine different players found the end zone for the top-ranked Jackrabbits, who improved to 3-0 on the season and ran their school-record winning streak to 17 games. Drake dropped to 0-3.

Drake put the first — and its only — points on the board before the crowd of 18,174 had a chance to settle into its seats. On the first play from scrimmage, Bulldog quarterback Luke Bailey connected with Colin Howard on a deep pass down the middle of the field for a 53-yard gain to the SDSU 30. Two plays and a penalty later, Bailey hooked up again with Howard for a 35-yard touchdown 2 minutes and 17 seconds into the contest.

From there, it was all Jackrabbits. SDSU needed only four plays to knot the game at 7-all as Isaiah Davis caught a short pass from Mark Gronowski and scored from 23 yards out.

On the next possession, SDSU converted twice on third and long after the Jackrabbits were set up in Drake territory after a 42-yard punt return by Tucker Large to the Bulldog 36. Tight end Kevin Brenner finished off the drive with a 3-yard touchdown reception from Gronowski.

The Jackrabbits pushed their lead to 35-7 with three more touchdowns in the second quarter. Gronowski tossed scoring passes of 13 yards to Zach Heins and 18 yards to freshman wide receiver Griffin Wilde around a 1-yard touchdown run by Amar Johnson. Large set up Johnson's touchdown with a 61-yard punt return to the Drake 18.

As a team, SDSU recorded 179 yards on six punt returns and added 73 more yards on a pair of kickoff returns by Amar Johnson. Large ended the day with what is believed to be a school-record 149 yards on four punt returns, with Devon Cole tallying 24 yards on his lone return and Dalys Beanum adding a 6-yard return.

Gronowski, who accounted for a career-high six touchdowns, ended his afternoon with a 5-yard touchdown run and a 1-yard touchdown pass to Jaxon Janke on the first two Jackrabbit drives of the third quarter. Gronowski, whose five touchdown passes also were a career best, completed 18-of-25 passes for 226 yards as he topped the 5,000-yard mark for his career.

Janke notched season highs of seven catches and 85 receiving yards as 10 different Jackrabbits caught passes on the day.

SDSU's final three touchdowns covered 20 or more yards, including two by Angel Johnson. First, Johnson closed out a 21-point third quarter with a 21-yard score, followed by a 66-yard touchdown run midway through the fourth quarter. In between, backup quarterback Chase Mason scampered 69 yards through the Bulldog defense for his second rushing touchdown of the season.

The Jackrabbits amassed 618 yards of total offense, including a 359-47 advantage on the ground. Angel Johnson paced the rushing attack with 90 yards on only four carries, while Davis gained 77 yards on eight attempts.

Bailey led Drake by going 16-of-29 for 201 yards through the air and gaining 25 yards on three rushing attempts.

Daeton Mcgaughy led all players with nine tackles, including a tackle for loss, for the Jackrabbits.



Angel Johnson scored second-half touchdowns on runs of 21 and 66 yards as South Dakota State cruised past Drake, 70-7, in a Sept. 16 game played at Target Field in Minneapolis.

SCORE BY QUARTERS	1	2	3	4	FINAL
Drake (0-3)	7	0	0	0	7
South Dakota State (3-0)	14	21	21	14	70

SCORING SUMMARY

1st	12:43	DU	Colin Howard 35 yd pass from Luke Bailey (Shane Dunning kick)
1st	10:37	SDSU	Isaiah Davis 23 yd pass from Mark Gronowski (Hunter Dustman kick)
1st	4:12	SDSU	Kevin Brenner 3 yd pass from Gronowski (Dustman kick)
2nd	10:28	SDSU	Zach Heins 13 yd pass from Gronowski (Dustman kick)
2nd	5:13	SDSU	Amar Johnson 1 yd run (Dustman kick)
2nd	2:08	SDSU	Griffin Wilde 18 yd pass from Gronowski (Dustman kick)
3rd	12:51	SDSU	Gronowski 5 yd run (Dustman kick)
3rd	8:34	SDSU	Jaxon Janke 1 yd pass from Gronowski (Dustman kick)
3rd	4:47	SDSU	Angel Johnson 21 yd run (Dustman kick)
4th	13:18	SDSU	Chase Mason 69 yd run (Dustman kick)
4th	8:18	SDSU	Angel Johnson 66 yd run (Dustman kick)

TEAM STATISTICS

	DU	SDSU
FIRST DOWNS	10	27
RUSHES-YARDS (NET)	27-47	33-359
PASSING YDS (NET)	220	259
Passes Att-Comp-Int	34-20-0	30-21-1
TOTAL OFFENSE PLAYS-YARDS	61-267	63-618
Punt Returns-Yards	1-3	6-179
Kickoff Returns-Yards	3-45	2-73
Interception Returns-Yards	1-0	0-0
Punts (Number-Avg)	10-38.4	2-39.5
Fumbles-Lost	0-0	0-0
Penalties-Yards	6-36	4-55
Possession Time	32:11	27:49
Third-Down Conversions	3 of 16	6 of 8
Fourth-Down Conversions	1 of 1	0 of 0
Red-Zone Scores-Chances	0-0	6-6
Sacks By: Number-Yards	0-0	0-0

RUSHING LEADERS: DU - Luke Bailey 3-25; Luke Woodson 7-17; Christian Galvan 6-6; Dorian Boyland 7-6. SDSU - Angel Johnson 4-90; Isaiah Davis 8-77; Chase Mason 1-69; Amar Johnson 12-63; Jaxon Janke 1-25; Mark Gronowski 3-19; Kirby Vorhees 4-16. **PASSING LEADERS:** DU - Luke Bailey 16-29-0 201; Blake Ellingson 4-5-0 19. SDSU - Mark Gronowski 18-25-1 226; Chase Mason 3-4-0 33; Jon Bell 0-1-0 0. **RECEIVING LEADERS:** DU - Christian Galvan 4-13; Colin Howard 3-103; Taj Hughes 3-46; Garrett Vander Leest 3-11; Sam Rodriguez 2-24; Tim Nesslage 2-9. SDSU - Jaxon Janke 7-85; Isaiah Davis 3-47; Mike Morgan 2-29; Zach Heins 2-21; Grahm Goering 2-19; Marcus Preston 1-20; Griffin Wilde 1-18; Greyton Gannon 1-11; Amar Johnson 1-6; Kevin Brenner 1-3. **INTERCEPTIONS:** DU - Tyler Radoch 1-0. SDSU - none. **SACKS:** DU - none. SDSU - none. **TACKLE LEADERS (UA-A-TOT):** DU - Sean Allison 5-1-6; Caleb Bowling 3-3-6; Tyler Radocha 3-2-5; Finn Claypool 2-2-4. SDSU - Daeton Mcgaughy 8-1-9; Saiveon Williamson 3-2-5; Cullen McShane 3-2-5; Graham Spalding 2-3-5; Jason Freeman 2-2-4.

GAME 4 RECAP

#1/1 SDSU 42, #11/12 NORTH DAKOTA 21

Sept. 30, 2023 • Dana J. Dykhouse Stadium (Att.: 19,231)

An efficient offense coupled with a swarming defense propelled top-ranked South Dakota State to a 42-21 victory over North Dakota in the Missouri Valley Football Conference opener for both teams Sept. 30 at a sold-out Dana J. Dykhouse Stadium.

In winning their 18th consecutive game dating back to last season, the Jackrabbits improved to 4-0 on the season. UND, ranked 11th by the Football Championship Subdivision coaches and 12th in the Stats Perform media poll, dropped to 2-2 overall.

SDSU scored touchdowns on six of its first seven offensive possessions, including taking the opening kickoff and putting together a seven-play, 75-yard touchdown drive. The Jackrabbits established the run game on the opening series with all but one play on the opening series coming on the ground with quarterback Mark Gronowski plunging in from a yard out for the first score of the game.

After forcing a three-and-out on UND's first offensive possession the Jackrabbits' fast start continued with a nine-play, 77-yard drive. Isaiah Davis opened the drive with a 22-yard carry and Amar Johnson picked up three first downs with a 10-yard gain and receptions of 13 and 10 yards to set up a 6-yard Davis touchdown run for a 14-0 lead 10 minutes into the contest.

The two squads then traded nine-minute drives over the course of the remainder of the first half. UND established a short passing game to move into Jackrabbit territory and extended the drive thanks to an SDSU pass interference penalty before Quincy Vaughn was ruled to have broken the plane of the goal line from a yard out before losing control of the ball on the Fighting Hawks' second fourth-down attempt on a 15-play, 75-yard drive.

SDSU's only drive of the second quarter consumed 9 minutes and 36 seconds and consisted of 18 plays to cover 91 yards. The Jackrabbits converted four times on third down, including an 18-yard hookup between Gronowski and Jaxon Janke on third-and-17 that moved the ball to the UND 21. The Gronowski-to-Janke connection finished off the drive with a 6-yard touchdown with 40 seconds remaining in the opening half.

The Jackrabbit defense forced UND to punt three times in the third quarter while SDSU extended its lead to 35-7 on Davis touchdown runs of 3 and 1 yards, the latter of the two coming three plays into the fourth quarter.

UND put together a pair of 75-yard scoring drives in the final stanza, but Angel Johnson's 50-yard burst up the middle for a touchdown in between the two Fighting Hawk scores helped seal the SDSU victory.

Both teams ran 59 offensive plays, but the Jackrabbits held a 433-234 advantage in total offense, including a 266-68 edge in rushing. Davis, who missed the game at UND last season due to injury, ended the afternoon with 132 yards on 16 carries.

Gronowski completed 13-of-22 passes for 167 yards, including three completions to Jaxon Janke for 51 yards and three to Zach Heins for 46 yards.

UND starter Tommy Schuster was 19-for-24 passing for 118 yards with a 5-yard touchdown pass to Luke Skokna for the first Fighting Hawk touchdown of the fourth quarter. Backup Trey Feeney engineered the final scoring drive of the game for UND, completing 6-of-8 passes for 48 yards and finding the end zone on a 5-yard run.

In his first action of the season, Jackrabbit linebacker Adam Bock registered a game-high 10 tackles, including 1.5 tackles for loss with a sack.

Fellow linebacker Isaiah Stalbird added eight stops.

Malachi Buckner led UND with seven tackles.



Isaiah Davis rushed for 132 yards and scored three touchdowns in South Dakota State's 42-21 victory over North Dakota in the Missouri Valley Football Conference opener for both teams Sept. 30.

SCORE BY QUARTERS	1	2	3	4	FINAL
North Dakota (2-2, 0-1)	0	7	0	14	21
South Dakota State (4-0, 1-0)	14	7	7	14	42

SCORING SUMMARY

1st	11:03	SDSU	–	Mark Gronowski 1 yd run (Hunter Dustman kick)
1st	4:42	SDSU	–	Isaiah Davis 6 yd run (Dustman kick)
2nd	10:24	UND	–	Quincy Vaughn 1 yd run (C.J. Elrichs kick)
2nd	00:40	SDSU	–	Jaxon Janke 6 yd pass from Gronowski (Dustman kick)
3rd	7:56	SDSU	–	Davis 3 yd run (Dustman kick)
4th	14:02	SDSU	–	Davis 1 yd run (Dustman kick)
4th	5:58	UND	–	Luke Skokna 5 yd pass from Tommy Schuster (Elrichs kick)
4th	3:28	SDSU	–	Angel Johnson 50 yd run (Dustman kick)
4th	00:45	UND	–	Trey Feeney 5 yd run (Elrichs kick)

TEAM STATISTICS

	UND	SDSU
FIRST DOWNS	17	26
RUSHES-YARDS (NET)	26-68	37-266
PASSING YDS (NET)	166	167
Passes Att-Comp-Int	33-25-0	22-13-0
TOTAL OFFENSE PLAYS-YARDS	59-234	59-433
Punt Returns-Yards	0-0	2-59
Kickoff Returns-Yards	2-30	1-17
Interception Returns-Yards	0-0	0-0
Punts (Number-Avg)	4-47.8	1-29.0
Fumbles-Lost	0-0	0-0
Penalties-Yards	3-17	6-68
Possession Time	29:39	30:21
Third-Down Conversions	6 of 13	6 of 8
Fourth-Down Conversions	1 of 1	1 of 1
Red-Zone Scores-Chances	3-3	5-5
Sacks By: Number-Yards	0-0	2-12

RUSHING LEADERS: UND - Gaven Ziebarth 5-22; Luke Skokna 4-17; Tommy Schuster 6-16; Quincy Vaughn 5-5; Trey Feeney 1-5; Isaiah Smith 4-3. SDSU - Isaiah Davis 16-132; Angel Johnson 2-58; Amar Johnson 13-56; Mark Gronowski 4-22. **PASSING LEADERS:** UND - Tommy Schuster 19-24-0 118; Trey Feeney 6-8-0 48. SDSU - Mark Gronowski 13-22-0 167. **RECEIVING LEADERS:** UND - Red Wilson 5-45; Bo Berlquist 4-23; Wesley Eliodor 4-16; Luke Skokna 3-20; Elijah Klein 2-23; Jaden Norby 2-19; Gaven Ziebarth 2-2. SDSU - Jaxon Janke 3-51; Zach Heins 3-46; Isaiah Davis 3-18; Amar Johnson 2-23; Jadon Janke 1-19; Angel Johnson 1-10. **INTERCEPTIONS:** UND - none. SDSU - none. **SACKS:** UND - none. SDSU - Adam Bock 1.0-8; Cade Terveer 1.0-4. **TACKLE LEADERS (UA-A-TOT):** UND - Malachi Buckner 5-2-7; Malachi McNeal 3-3-6; Kadon Kauppinen 3-3-6; Ted Mullin 2-3-5. SDSU - Adam Bock 5-5-10; Isaiah Stalbird 6-2-8; Jason Freeman 3-1-4; Graham Spalding 2-2-4.

#1/1 SDSU 40, #22 ILLINOIS STATE 21

Oct. 7, 2023 • Hancock Stadium (Att.: 8,272)

NORMAL, Ill. — Top-ranked South Dakota State got off to another fast start offensively and racked up 374 yards on the ground in posting a 40-21 victory over No. 22 Illinois State Oct. 7 at Hancock Stadium.

With their 19th consecutive victory dating back to last season, the Jackrabbits improved to 5-0 overall and 2-0 in the Missouri Valley Football Conference. Illinois State dropped to 3-2 overall and 1-1 in league play.

SDSU scored the first 20 points of the game with less than 11 minutes coming off the game clock. After receiving the opening kickoff, the Jackrabbits needed only nine plays to find the end zone, capping an 88-yard drive with a 31-yard touchdown pass from Mark Gronowski to Jadon Janke. The extra point attempt was missed.

After forcing a three-and-out, the Jackrabbits again turned to the air for their next touchdown as Gronowski found Jaxon Janke deep over the middle for a 60-yard touchdown pass and a 13-0 lead.

Things went from bad to worse for Illinois State on the ensuing kickoff as reserve linebacker Cullen McShane jarred the ball loose from the returner and Caleb Franci fell on the loose football at the Redbirds' 25-yard line. Five plays later, SDSU cashed in as Gronowski ran up the middle for a 13-yard touchdown.

The Redbirds began to gain some momentum in the second quarter as the combination of Zack Annexstad and Daniel Sobkowicz teamed up on a pair of touchdowns through the air. First, Sobkowicz lofted a pass on a trick play to Annexstad for a 9-yard score 32 seconds into the second stanza. Later in the period, the Redbirds used a more traditional approach as Annexstad connected with Sobkowicz from 7 yards out.

However, the Jackrabbit offense continued to click as SDSU scored touchdowns on each of its first five possessions of the game. Isaiah Davis countered the first Illinois State touchdown with a 3-yard scoring run and Jadon Janke closed out the first half with a 22-yard TD reception from Gronowski to push the SDSU lead to 34-14 heading into halftime.

Illinois State cut the deficit to 34-21 on a 37-yard touchdown run by Mason Blakemore to open the second half and had a chance to make it a one-score game later in the third quarter, but the Redbirds' second fumble of the game, which was caused by Saiveon Williamson and recovered by Jason Freeman in SDSU territory, ended the comeback bid.

Davis, who gained a game-high 197 yards on 20 carries, closed out the scoring with a 2-yard touchdown run five minutes into the fourth quarter. Amar Johnson added 106 yards on 11 carries for a Jackrabbit squad that averaged 8.1 yards per carry on the evening.

Gronowski completed 11-of-17 passes for 171 yards and three touchdowns. Jaxon Janke led the receiving corps with five catches for 88 yards.

SDSU finished with a 547-293 advantage in total offense. Annexstad completed 26-of-33 passes for 162 yards, with Eddie Kasper hauling in a team-best eight catches for 35 yards. Sobkowicz (70 yards) and Cam Grandy (43 yards) each caught seven passes.

Williamson, who was again filling in at middle linebacker for an injured Adam Bock, registered a team-high 11 tackles for the Jackrabbits to match a career high. Freeman tallied nine tackles to go along with his fumble recovery and fellow Illinois native Cale Reeder contributed eight stops.

Keondre Jackson was credited with a game-high 13 tackles for Illinois State.



Mark Gronowski passed for three first-half touchdowns and ran for another as South Dakota State rode a fast start to a 40-21 win at Illinois State on Oct. 7.

SCORE BY QUARTERS	1	2	3	4	FINAL
South Dakota State (5-0, 2-0)	20	14	0	6	40
Illinois State (3-2, 1-1)	0	14	7	0	21

SCORING SUMMARY

1st	10:02	SDSU	—	Jadon Janke 31 yd pass from Mark Gronowski (Hunter Dustman kick failed)
1st	6:30	SDSU	—	Jaxon Janke 60 yd pass from Gronowski (Dustman kick)
1st	4:08	SDSU	—	Gronowski 13 yd run (Dustman kick)
2nd	14:28	ILS	—	Zack Annexstad 9 yd pass from Daniel Sobkowicz (Ian Wagner kick)
2nd	10:06	SDSU	—	Isaiah Davis 3 yd run (Dustman kick)
2nd	6:06	ILS	—	Sobkowicz 7 yd pass from Annexstad (Wagner kick)
2nd	3:10	SDSU	—	Jadon Janke 22 yd pass from Gronowski (Dustman kick)
3rd	13:26	ILS	—	Mason Blakemore 37 yd run (Wagner kick)
4th	10:09	SDSU	—	Davis 2 yd run (pass failed)

TEAM STATISTICS	SDSU	ILS
FIRST DOWNS	25	18
RUSHES-YARDS (NET)	46-374	21-122
PASSING YDS (NET)	173	171
Passes Att-Comp-Int	18-12-0	34-27-0
TOTAL OFFENSE PLAYS-YARDS	64-547	55-293
Punt Returns-Yards	0-0	1-5
Kickoff Returns-Yards	1-34	3-37
Interception Returns-Yards	0-0	0-0
Punts (Number-Avg)	1-41.0	4-44.8
Fumbles-Lost	1-1	3-2
Penalties-Yards	9-90	3-15
Possession Time	35:45	24:15
Third-Down Conversions	7 of 11	7 of 13
Fourth-Down Conversions	1 of 2	0 of 2
Red-Zone Scores-Chances	3-3	2-3
Sacks By: Number-Yards	1-7	1-5

RUSHING LEADERS: SDSU - Isaiah Davis 20-197; Amar Johnson 11-106; Mark Gronowski 8-38; Angel Johnson 5-31. ILS - Mason Blakemore 6-57; Cole Mueller 9-40; Zack Annexstad 6-25.

PASSING LEADERS: SDSU - Mark Gronowski 11-17-0 171; Jaxon Janke 1-1-0 2. ILS - Zack Annexstad 26-33-0 162; Daniel Sobkowicz 1-1-0 9. **RECEIVING LEADERS:** SDSU - Jaxon Janke 5-88; Zach Heins 3-28; Jadon Janke 2-53; Isaiah Davis 1-2; Mark Gronowski 1-2. ILS - Eddie Kasper 8-35; Daniel Sobkowicz 7-70; Cam Grandy 7-43; Zack Annexstad 1-9. **INTERCEPTIONS:** SDSU - none. ILS - none. **SACKS:** SDSU - Cade Terveer 1-0-7. ILS - Amir Abdullah 1-0-5. **TACKLE LEADERS (UA-A-TOT):** SDSU - Saiveon Williamson 3-8-11; Jason Freeman 6-3-9; Cale Reeder 2-6-8; Dalys Beamon 4-2-6; Isaiah Stalbird 3-3-6; Colby Huerter 1-4-5. ILS - Keondre Jackson 3-10-13; Lavoise-Deontae McCoy 1-8-9; Tye Niekamp 4-4-8; Dillon Gearhart 3-5-8; Jalan Gaines 2-5-7; Mark Cannon Jr. 3-2-5; Jeff Bowens 3-2-5.

#1/1 SDSU 41, NORTHERN IOWA 6

Oct. 14, 2023 • Dana J. Dykhouse Stadium (Att.: 19,357)

South Dakota State forced five first-half turnovers, converting those Northern Iowa miscues into 17 points on the way to a convincing 41-6 Hobo Day victory before a sellout crowd of 19,357 Oct. 14 at Dana J. Dykhouse Stadium.

The top-ranked Jackrabbits remained undefeated at 6-0 overall and 3-0 in the Missouri Valley Football Conference, extending their school-record winning streak to 20 games. Northern Iowa, which was the top team receiving votes in both major Football Championship Subdivision polls, dropped to 3-3 overall and 2-1 in league play.

SDSU scored touchdowns on each of its first possessions to build an early 14-0 lead. Taking over after a short punt on UNI's opening drive, the Jackrabbits marched 55 yards on eight plays with quarterback Mark Gronowski plunging in from a yard out for the first score of the game. A 13-yard pass from Gronowski to Mike Morgan on third-and-7 gave SDSU a fresh set of downs from the UNI 15 to set up Gronowski's sixth rushing touchdown of the season.

The Jackrabbit defense forced its first turnover of the day on the next UNI drive and the SDSU offense cashed in on a short field moments later. Isaiah Stalbird stripped the ball from the Panthers' Naran Buntin and Jason Freeman recovered at the UNI 35. Six plays later, Isaiah Davis spun and found the end zone from 3 yards out.

SDSU came up with its second fumble recovery in three plays when Steven Arrell jarred the ball loose and came up with the recovery at the UNI 45. However, the Jackrabbits gave the ball right back when Jasiah Galvan punched the football loose after a catch by Zach Heins down the middle and the Panthers recovered at its own 12.

The UNI streak of possessions ending with a turnover reached five with three more miscues in the second quarter. Jason Freeman and DyShawn Gales each came away with interceptions of Theo Day passes in Jackrabbit territory around a fumble near midfield that was forced by Logan Green and recovered by Caleb Francl.

The Jackrabbits converted the fumble into six points as Gronowski hooked up with Jadon Janke for a 16-yard touchdown pass. The SDSU lead grew to 24-0 after the Gales interception as Hunter Dustman booted a 42-yard field goal.

The Panthers got on the board on the final play of the first half on a 38-yard field goal by Matthew Cook to cut the deficit to 24-3.

Heins atoned for his earlier turnover by catching a pair of touchdown passes from Gronowski in the third quarter. The scoring strikes covered 6 and 23 yards, and extended the SDSU lead to 38-3. Heins ended the afternoon with four catches for 69 yards.

Dustman's second 42-yard field goal of the game and a 43-yarder by Cook accounted for the scoring in the fourth quarter.

SDSU racked up a 450-264 advantage in total offense. Gronowski, who rushed and passed for touchdowns for the 11th consecutive game dating back to last season, was an efficient 21-of-26 passing for a season-high 291 yards and completed passes to eight different receivers.

Freshman Griffin Wilde (60 yards) and Jadon Janke (58 yards) shared game-high honors with four receptions for SDSU, while Davis paced the ground game with 103 yards on 17 carries.

UNI was limited to 40 net yards rushing as the Jackrabbits sacked Day four times. The UNI signal-caller completed 16-of-24 passes for 210 yards, with Sam Schnee leading the Panthers with 104 yards on four catches, including a 66-yard reception in the fourth quarter.



The South Dakota State defense forced five first-half turnovers and held Northern Iowa out of the end zone in a 41-6 Hobo Day victory on Oct. 15.

Cade Terveer was credited with 1.5 sacks and five total tackles. Stalbird tallied a sack among his team-high nine tackles to go along with his forced fumble. Saiveon Williams added six tackles and a forced fumble.

Woo Governor registered a game-high 13 tackles and forced a fumble for UNI, followed by an 11-tackle outing from Edwin Dearman.

SCORE BY QUARTERS	1	2	3	4	FINAL
Northern Iowa (3-3, 2-1)	0	3	0	3	6
South Dakota State (6-0, 3-0)	14	10	14	3	41

SCORING SUMMARY

1st	7:42	SDSU	— Mark Gronowski 1 yd run (Hunter Dustman kick)
1st	3:54	SDSU	— Isaiah Davis 3 yd run (Dustman kick)
2nd	6:56	SDSU	— Jadon Janke 16 yd pass from Gronowski (Dustman kick)
2nd	00:33	SDSU	— Dustman 42 yd field goal
2nd	00:00	UNI	— Matthew Cook 38 yd field goal
3rd	10:45	SDSU	— Zach Heins 6 yd pass from Gronowski (Dustman kick)
3rd	3:23	SDSU	— Heins 23 yd pass from Gronowski (Dustman kick)
4th	10:17	SDSU	— Dustman 42 yd field goal
4th	6:48	UNI	— Cook 43 yd field goal

TEAM STATISTICS	UNI	SDSU
FIRST DOWNS	14	21
RUSHES-YARDS (NET)	26-40	36-169
PASSING YDS (NET)	224	291
Passes Att-Comp-Int	26-18-2	26-21-0
TOTAL OFFENSE PLAYS-YARDS	52-264	62-460
Punt Returns-Yards	0-0	1-2
Kickoff Returns-Yards	2-27	1-20
Interception Returns-Yards	0-0	2-4
Punts (Number-Avg)	3-35.7	1-46.0
Fumbles-Lost	4-3	2-2
Penalties-Yards	2-16	6-47
Possession Time	24:37	35:23
Third-Down Conversions	6 of 10	7 of 11
Fourth-Down Conversions	0 of 0	0 of 0
Red-Zone Scores-Chances	2-2	4-4
Sacks By: Number-Yards	0-0	4-27

RUSHING LEADERS: UNI - Zach Brand 6-30; Harrison Bey-Buie 2-19; J.C. Roque Jr. 4-12; Aidan Dunne 3-5. **SDSU** - Isaiah Davis 17-103; Amar Johnson 9-35; Mark Gronowski 7-30; Chase Mason 2-5. **PASSING LEADERS:** UNI - Theo Day 16-24-2 210; Aidan Dunne 2-2-0 14. **SDSU** - Mark Gronowski 21-26—291. **RECEIVING LEADERS:** UNI - Sam Schnee 4-104; Logan Wolf 4-50; Sergio Morancy 3-18; Alex Allen 2-20; Desmond Hutson 2-16; Layne Pryor 2-15. **SDSU** - Zach Heins 4-69; Griffin Wilde 4-60; Jadon Janke 4-58; Jaxon Janke 3-56; Amar Johnson 2-23; Mike Morgan 2-18. **INTERCEPTIONS:** UNI - none. **SDSU** - DyShawn Gales 1-4; Jason Freeman 1-0. **SACKS:** UNI - none. **SDSU** - Cade Terveer 1.5-10; Isaiah Stalbird 1.0-7; Jarod DePriest 0.5-5; Caden Johnson 0.5-3; Ryan Van Marel 0.5-2. **TACKLE LEADERS (UA-A-TOT):** UNI - Woo Governor 10-3-13; Edwin Dearman 4-7-11; Dalsean Staley 1-6-7; Jahsiah Galvan 3-4-7; Cordarius Bailey 5-1-6. **SDSU** - Isaiah Stalbird 8-1-9; Saiveon Williamson 3-3-6; Cade Terveer 0-5-5; Jason Freeman 2-2-4.

#1/1 SDSU 17, #12/12 SOUTHERN ILLINOIS 10

Oct. 21, 2023 • Saluki Stadium (Att.: 11,927)

CARBONDALE, Ill. — Top-ranked South Dakota State and No. 12 Southern Illinois battled down to the wire Oct. 21 at Saluki Stadium, with the Jackrabbits finding just enough offense to come away with a 17-10 road victory.

With their 21st consecutive victory overall, SDSU improved to 7-0 overall on the season and 4-0 in the Missouri Valley Football Conference. The Salukis dropped to 5-2 overall and 2-2 in league play.

The game was scoreless through the first 26 minutes as the defenses set the tone for much of the contest. SDSU stopped the Salukis on downs inside the Jackrabbit 20-yard line on the opening drive of the game, following a successful fake punt attempt near midfield. Meanwhile, the Jackrabbits' first scoring chance ended with a missed 48-yard field goal midway through the second quarter.

The Jackrabbits finally broke the ice by turning an interception into points in the closing minutes of the half. Dalys Beanum picked off a Nic Baker pass and his ensuing 31-yard return to the SIU 37 gave SDSU its best field position of the afternoon. Five plays later, Isaiah Davis scored from three yards out.

SDSU added to its lead on the opening drive of the third quarter when Jackrabbit quarterback Mark Gronowski hooked up with Jadon Janke for a 21-yard gain to midfield on the first play from scrimmage, then connected deep down field with freshman Griffin Wilde for a 49-yard touchdown two plays later for a 14-0 lead.

After a Quinton Hicks strip sack thwarted an SIU drive deep in SDSU territory, the Jackrabbits were in position to further add to their lead early in the fourth quarter, but Gronowski's pass on the first play of the fourth quarter was deflected and intercepted by Mark Davis in the end zone. That ended a streak of 70 consecutive trips by the Jackrabbits into the red zone in which they had scored.

Southern Illinois drove the length of the field following the interception, getting on the board on a 24-yard touchdown pass from Baker to D'Anté Cox over the middle of the field. That capped a six-play, 80-yard drive that cut the deficit to 14-7.

SDSU countered with its best drive of the game, marching 15 plays and 60 yards before going back up by two scores on a season-long 44-yard field goal by Hunter Dustman. Gronowski scrambled for a first down with a run of eight yards on third-and-7 early in the drive and later completed a number of short passes to move the Jackrabbits into scoring position.

The Salukis trimmed the deficit to 17-10 on a 39-yard field goal by Thomas Burks with 32 seconds remaining. A sack by Zac Wilson, one of four on the day by the Jackrabbits, forced SIU to settle for the field goal.

SIU's attempt at an onside kick rolled out of bounds and the Jackrabbits were able to run out the clock.

The two teams finished tied in total yards with 308. The Jackrabbits' total was nearly evenly split with 147 yards on the ground and 161 through the air. Gronowski completed 15-of-21 passes for 161 yards, with Jadon Janke leading the receiving corps with six catches for 49 yards.

Davis led the ground game with 91 yards on 15 carries, with Amar Johnson adding 10 carries for 67 yards.

For SIU, Baker completed 20-of-24 passes for 225 yards and also was the Salukis' leading rusher with 31 yards on 15 carries. Cox hauled in seven receptions for 88 yards.

Illinois natives Cale Reeder and Jason Freeman shared game-high honors in tackles for the Jackrabbits with 10 apiece. Besides setting a career high with his 10 stops, Reeder also forced a fumble.



Quinton Hicks celebrates his strip sack that was recovered by Ryan Van Marel late in the third quarter to end a Southern Illinois trip into the red zone.

P.J. Jules was credited with nine tackles for SIU, with Dune Smith contributing eight tackles and a pair of pass breakups.

SCORE BY QUARTERS	1	2	3	4	FINAL
South Dakota State (7-0, 4-0)	0	7	7	3	17
Southern Illinois (5-2, 2-2)	0	0	0	10	10

SCORING SUMMARY

2nd	3:38	SDSU	—	Isaiah Davis 3 yd run (Hunter Dustman kick)
3rd	13:30	SDSU	—	Griffin Wilde 49 yd pass from Mark Gronowski (Dustman kick)
4th	12:07	SIU	—	D'Anté Cox 24 yd pass from Nic Baker (Jake Baumgarte kick)
4th	2:41	SDSU	—	Dustman 44 yd field goal
4th	00:32	SIU	—	Thomas Burks 39 yd field goal

TEAM STATISTICS

	SDSU	SIU
FIRST DOWNS	15	20
RUSHES-YARDS (NET)	32-147	32-83
PASSING YDS (NET)	161	225
Passes Att-Comp-Int	22-15-1	24-20-1
TOTAL OFFENSE PLAYS-YARDS	54-308	56-308
Punt Returns-Yards	2-8	2-(-6)
Kickoff Returns-Yards	2-48	1-22
Interception Returns-Yards	1-31	1-0
Punts (Number-Avg)	4-54.2	4-40.0
Fumbles-Lost	0-0	2-1
Penalties-Yards	13-125	7-45
Possession Time	21:50	28:10
Third-Down Conversions	4 of 12	4 of 12
Fourth-Down Conversions	1 of 1	2 of 3
Red-Zone Scores-Chances	1-2	1-3
Sacks By: Number-Yards	4-30	2-20

RUSHING LEADERS: SDSU - Isaiah Davis 15-91; Amar Johnson 10-67; Mark Gronowski 5-(-9). SIU - Nic Baker 15-31; Colton Hoag 1-21; Justin Strong 9-16; Shaun Lester 3-13; Jaelin Benefield 2-3; Vinson Davis 1-1; Zach Gibson 1-(-2). **PASSING LEADERS:** SDSU - Mark Gronowski 15-21-1 161; Isaiah Davis 0-1-0 0. SIU - Nic Baker 20-24-1 225. **RECEIVING LEADERS:** SDSU - Jadon Janke 6-49; Griffin Wilde 2-6; Zach Heins 2-23; Jaxon Janke 2-16; Isaiah Davis 2-11; Amar Johnson 1-1. SIU - D'Anté Cox 7-88; Justin Strong 4-29; Vinson Davis 3-76; Jaelin Benefield 3-7; Aidan Quinn 2-13; Izaiah Hartrup 1-12. **INTERCEPTIONS:** SDSU - Dalys Beanum 1-31. SIU - Mark Davis 1-0. **SACKS:** SDSU - Quinton Hicks 1.0-9; Zac Wilson 1.0-7; Jason Freeman 0.5-4; Ryan Van Marel 0.5-4; Cade Terveer 0.5-3; Jarod DePriest 0.5-3. SIU - Colin Bohanek 1.0-14; Kam Bowdry 1.0-6. **TACKLE LEADERS (JA-A-TOT):** SDSU - Cale Reeder 7-3-10; Jason Freeman 2-8-10; Isaiah Stalbird 7-2-9; Tucker Large 3-4-7; Ryan Van Marel 4-1-5. SIU - P.J. Jules 4-5-9; Dune Smith 4-4-8; Ubayd Steed 3-4-7; Colin Bohanek 3-3-6; Branson Combs 1-5-6; Kam Bowdry 1-4-5.

2023 South Dakota State University Football Overall Statistics (as of Oct 21, 2023)

Team Statistics	SDS	OPP
SCORING	275	88
Points Per Game	39.29	12.57
FIRST DOWNS	156	109
Rushing	82	38
Passing	69	50
Penalty	5	21
RUSHING YARDAGE	1681	673
Yards gained	1750	794
Yards lost	69	121
Attempts	247	209
Avg Per Attempt	6.8	3.2
Avg Per Game	240.1	96.1
TDs Rushing	20	5
PASSING YARDAGE	1429	1200
Att-Comp-Int	163-109-2	191-133-7
Avg Per Attempt	8.77	6.28
Avg Per Catch	13.11	9.02
Avg Per Game	204.14	171.43
TDs Passing	16	5
TOTAL OFFENSE	3110	1873
Total Plays	410	400
Avg Per Play	7.6	4.7
Avg Per Game	444.3	267.6
KICK RETURNS: #-YARDS	9-242	17-283
PUNT RETURNS: #-YARDS	14-278	7-24
INT RETURNS: #-YARDS	7-153	2-0
KICK RETURN AVERAGE	26.89	16.65
PUNT RETURN AVERAGE	19.86	3.43
INT RETURN AVERAGE	21.86	0.00
FUMBLES-LOST	4-4	9-6
PENALTIES-YARDS	54-541	36-240
Avg Per Game	77.29	34.29
PUNTS-YARDS	14-587	34-1314
Avg Per Punt	41.93	38.65
Net Punt Avg	40.21	30.47
KICKOFFS-YARDS	49-3004	22-1323
Avg Per Kick	61.31	60.14
Net Kick Avg	49.41	40.05
TIME OF POSSESSION	03:35:40	03:24:20
Per Game	30:49	29:11
3RD-DOWN CONVERSIONS	40-68	33-88
3rd-Down Pct	58.82 %	37.50 %
4TH-DOWN CONVERSIONS	3-5	5-8
4th-Down Pct	60.00 %	62.50 %
SACKS BY-YARDS	11-76	6-40
MISC YARDS	0	0
TOUCHDOWNS SCORED	38	10
FIELD GOALS-ATTEMPTS	4-7	6-7
ON-SIDE KICKS	0-0	0-0
RED-ZONE SCORES	24-25	13-18
RED-ZONE TOUCHDOWNS	23-25	7-18
PAT-ATTEMPTS	35-37	10-10
ATTENDANCE	74,178	38,373
Dates-Avg Per Date	4-18,545	3-12,791
Neutral Site #-Avg	-	0-0

Conf	Date	Opponent	WL	Score	Record	Time	Attend
	08/31/2023	WESTERN ORE.	W	45-7	1-0 , 0-0	02:54	16,258
	09/09/2023	MONTANA ST.	W	20-16	2-0 , 0-0	03:07	19,332
	09/16/2023	at Drake	W	70-7	3-0 , 0-0	03:07	18,174
*	09/30/2023	NORTH DAKOTA	W	42-21	4-0 , 1-0	03:05	19,231
*	10/07/2023	at Illinois State	W	40-21	5-0 , 2-0	02:54	8,272
*	10/14/2023	UNI	W	41-6	6-0 , 3-0	02:58	19,357
*	10/21/2023	at Southern Ill.	W	17-10	7-0 , 4-0	03:05	11,927

* = Conference game

Score by Quarters	1st	2nd	3rd	4th	Total
South Dakota St.	83	80	59	53	275
Opponents	14	27	7	40	88

2023 South Dakota State University Football Overall Statistics (as of Oct 21, 2023)

#	Rushing	GP	ATT	GAIN	LOSS	NET	AVG	TD	LG	AVG/G
22	Davis, Isaiah	7	92	687	2	685	7.4	8	49	97.86
3	Johnson, Amar	7	68	453	9	444	6.5	1	44	63.43
21	Johnson, Angel	7	23	237	5	232	10.1	3	66	33.14
11	Gronowski, Mark	7	39	179	42	137	3.5	6	20	19.57
7	Mason, Chase	4	6	117	3	114	19.0	2	69	28.50
10	Janke, Jaxon	7	2	34	0	34	17.0	0	25	4.86
37	Vorhees, Kirby	2	5	17	0	17	3.4	0	8	8.50
5	Bell, Jon	7	2	13	0	13	6.5	0	11	1.86
39	Kracl, Isaac	1	2	11	0	11	5.5	0	10	11.00
	Team	7	8	2	8	-6	-0.8	0	2	-0.86
	Total	7	247	1750	69	1681	6.8	20	69	240.14
	Opponents	7	209	794	121	673	3.2	5	37	96.14

#	Passing	GP	Rating	COMP-ATT-INT	PCT	YDS	TD	LG	AVG/G
11	Gronowski, Mark	7	180.95	99-143-2	69.23 %	1321	16	60	188.71
7	Mason, Chase	4	126.15	8-13-0	61.54 %	100	0	31	25.00
5	Bell, Jon	7	30.08	1-5-0	20.00 %	6	0	6	0.86
10	Janke, Jaxon	7	116.80	1-1-0	100.00 %	2	0	2	0.29
22	Davis, Isaiah	7	0.00	0-1-0	0.00 %	0	0	0	0.00
	Total	7	170.45	109-163-2	66.87 %	1429	16	60	204.14
	Opponents	7	123.72	133-191-7	69.63 %	1200	5	66	171.43

#	Receiving	GP	NO	YDS	AVG	TD	LG	AVG/G
10	Janke, Jaxon	7	26	365	14.04	3	60	52.14
18	Wilde, Griffin	7	13	267	20.54	4	49	38.14
87	Heins, Zach	7	17	223	13.12	4	30	31.86
1	Janke, Jadon	5	14	180	12.86	3	31	36.00
22	Davis, Isaiah	7	13	113	8.69	1	23	16.14
12	Goering, Graham	5	5	75	15.00	0	40	15.00
3	Johnson, Amar	7	8	72	9.00	0	17	10.29
34	Morgan, Michael	6	5	56	11.20	0	24	9.33
	Cole, Devon	5	2	26	13.00	0	15	5.20
2	Preston, Marcus	6	1	20	20.00	0	20	3.33
21	Johnson, Angel	7	2	16	8.00	0	10	2.29
88	Gannon, Greyton	6	1	11	11.00	0	11	1.83
44	Brenner, Kevin	7	1	3	3.00	1	3	0.43
11	Gronowski, Mark	7	1	2	2.00	0	2	0.29
89	Gormley, Brody	1	0	0	NaN	0	0	0.00
80	Prejean, Kentrell	1	0	0	NaN	0	0	0.00
	Total	7	109	1429	13.11	16	60	204.14
	Opponents	7	133	1200	9.02	5	66	171.43

#	Punt Returns	NO	YRDS	AVG	TD	LG
1	Large, Tucker	10	243	24.30	0	61
	Cole, Devon	1	24	24.00	0	24
7	Beaum, Dalys	3	11	3.67	0	6
	Total	14	278	19.86	0	61
	Opponents	7	24	3.43	0	15

#	Interceptions	NO	YRDS	AVG	TD	LG
1	Large, Tucker	1	64	64.00	1	64
14	Huerter, Colby	1	54	54.00	1	54
7	Beaunum, Dalys	1	31	31.00	0	31
5	Gales, DyShawn	1	4	4.00	0	4
11	Freeman, Jason	1	0	0.00	0	0
25	Reeder, Cale	1	0	0.00	0	0
26	Tilford, Kolten	1	0	0.00	0	0
	Total	7	153	21.86	2	64
	Opponents	2	0	0.00	0	0

#	Kick Returns	NO	YRDS	AVG	TD	LG
3	Johnson, Amar	7	195	27.86	0	51
12	Goering, Grahm	1	30	30.00	0	30
18	Wilde, Griffin	1	17	17.00	0	17
	Total	9	242	26.89	0	51
	Opponents	17	283	16.65	0	59

#	Fumble Returns	NO	YRDS	AVG	TD	LG
No data to report.						

2023 South Dakota State University Football
Overall Statistics (as of Oct 21, 2023)

#	Scoring	TD	FG	PAT					SAF	PTS
				KICK	RUSH	RCV	PASS	DXP		
22	Davis, Isaiah	9	—	—	—	—	—	—	—	54
10	Dustman, Hunter	—	4	35-37	—	—	—	—	—	47
11	Gronowski, Mark	6	—	—	—	—	—	—	—	36
18	Wilde, Griffin	4	—	—	—	—	—	—	—	24
87	Heins, Zach	4	—	—	—	—	—	—	—	24
1	Janke, Jadon	3	—	—	—	—	—	—	—	18
10	Janke, Jaxon	3	—	—	—	—	0-1	—	—	18
21	Johnson, Angel	3	—	—	—	—	—	—	—	18
7	Mason, Chase	2	—	—	—	—	—	—	—	12
44	Brenner, Kevin	1	—	—	—	—	—	—	—	6
14	Huerter, Colby	1	—	—	—	—	—	—	—	6
3	Johnson, Amar	1	—	—	—	—	—	—	—	6
1	Large, Tucker	1	—	—	—	—	—	—	—	6
Total		38	4	35-37	—	—	0-1	—	—	275
Opponents		10	6	10-10	—	—	—	—	—	88

#	Field Goals	FGM-FGA	PCT	I20	20-29	30-39	40-49	50+	LG	BLK
10	Dustman, Hunter	4-7	57.14 %	0-0	0-0	1-2	3-5	0-0	44	0
Total		4-7	57.14 %	0-0	0-0	1-2	3-5	0-0	44	0
Opponents		6-7	85.71 %	0-1	3-3	1-1	2-2	0-0	43	0

FG Sequence	South Dakota St.	Opponents
Western Ore.	(32),38	-
Montana St.	-	(27),(19),(24)
Drake	-	47
North Dakota	-	-
Illinois State	41	-
UNI	(42),(42)	(38),(43)
Southern Ill.	48,(44)	(39)

Numbers in (parentheses) indicate field goal was made.

#	Total Offense	G	Plays	Rush	Pass	Total	AVG/G
11	Gronowski, Mark	7	182	137	1321	1458	208.29
22	Davis, Isaiah	7	93	685	0	685	97.86
3	Johnson, Amar	7	68	444	0	444	63.43
21	Johnson, Angel	7	23	232	0	232	33.14
7	Mason, Chase	4	19	114	100	214	53.50
10	Janke, Jaxon	7	3	34	2	36	5.14
5	Bell, Jon	7	7	13	6	19	2.71
37	Vorhees, Kirby	2	5	17	0	17	8.50
39	Kracl, Isaac	1	2	11	0	11	11.00
Team		7	8	-6	0	-6	-0.86
Total		7	410	1681	1429	3110	444.29
Opponents		7	400	673	1200	1873	267.57

#	Punting	NO	YDS	AVG	LG	TB	FC	I20	50+	BLK
10	Dustman, Hunter	13	587	45.15	62	0	3	4	4	0
Team		1	0	0.00	0	0	0	0	0	1
Total		14	587	41.93	62	0	3	4	4	1
Opponents		34	1314	38.65	65	0	6	7	2	0

#	Kickoffs	NO	YDS	AVG	TB	OB
96	Isakson, Jackson	4	249	62.3	2	1
10	Dustman, Hunter	45	2755	61.2	13	3
Total		49	3004	61.3	15	4
Opponents		22	1323	60.1	10	2

2023 South Dakota State University Football
Overall Statistics (as of Oct 21, 2023)

#	All Purpose	G	RUSH	RCV	PR	KR	IR	Total	AVG/G
22	Davis, Isaiah	7	685	113	0	0	0	798	114.00
3	Johnson, Amar	7	444	72	0	195	0	711	101.57
10	Janke, Jaxon	7	34	365	0	0	0	399	57.00
1	Large, Tucker	7	0	0	243	0	64	307	43.86
18	Wilde, Griffin	7	0	267	0	17	0	284	40.57
21	Johnson, Angel	7	232	16	0	0	0	248	35.43
87	Heins, Zach	7	0	223	0	0	0	223	31.86
1	Janke, Jadon	5	0	180	0	0	0	180	36.00
11	Gronowski, Mark	7	137	2	0	0	0	139	19.86
7	Mason, Chase	4	114	0	0	0	0	114	28.50
12	Goering, Graham	5	0	75	0	30	0	105	21.00
34	Morgan, Michael	6	0	56	0	0	0	56	9.33
14	Huerter, Colby	7	0	0	0	0	54	54	7.71
	Cole, Devon	5	0	26	24	0	0	50	10.00
7	Beanum, Dalys	7	0	0	11	0	31	42	6.00
2	Preston, Marcus	6	0	20	0	0	0	20	3.33
37	Vorhees, Kirby	2	17	0	0	0	0	17	8.50
5	Bell, Jon	7	13	0	0	0	0	13	1.86
39	Kracl, Isaac	1	11	0	0	0	0	11	11.00
88	Gannon, Greyton	6	0	11	0	0	0	11	1.83
5	Gales, DyShawn	7	0	0	0	0	4	4	0.57
44	Brenner, Kevin	7	0	3	0	0	0	3	0.43
	Team	7	-6	0	0	0	0	-6	-0.86
	Total	7	1681	1429	278	242	153	3783	540.43
	Opponents	7	673	1200	24	283	0	2180	311.43

2023 South Dakota State University Football
Overall Statistics (as of Oct 21, 2023)

#	Defensive Leaders	GP	Tackles				Sacks NO-YDS	Pass Defense			Fumbles		Blocked	
			Solo	ASST	TOT	TFL-YDS		INT-YDS	BU	QBH	RCV-YDS	FF	KICK	SAF
6	Williamson, Saiveon	7	17	30	47.0	1.5-3	—	—	1	1	—	2	—	—
11	Freeman, Jason	7	19	22	41.0	2.5-8	0.5-4	1-0	—	—	2-0	—	—	—
2	Stalbird, Isaiah	7	26	12	38.0	3.0-10	1.0-7	—	2	—	—	1	—	—
25	Reeder, Cale	7	18	13	31.0	0.5-1	—	1-0	—	—	—	1	—	—
14	Huerter, Colby	7	9	12	21.0	—	—	1-54	—	—	—	—	—	—
29	Spalding, Graham	7	12	9	21.0	1.0-0	—	—	—	—	—	—	—	—
5	Gales, DyShawn	7	13	7	20.0	0.5-0	—	1-4	2	—	—	—	—	—
1	Large, Tucker	7	16	4	20.0	—	—	1-64	2	—	—	—	—	—
7	Beanum, Dalys	7	10	7	17.0	—	—	1-31	3	—	—	—	—	—
4	Arrell, Steven	6	10	4	14.0	—	—	—	—	—	1-0	1	—	—
94	Terveer, Cade	7	3	10	13.0	5.0-26	4.0-24	—	—	—	—	—	—	—
32	Bock, Adam	2	7	5	12.0	1.5-9	1.0-8	—	—	—	—	—	—	—
48	Hicks, Quinton	7	6	6	12.0	2.5-11	1.0-9	—	—	1	—	1	—	—
53	Johnson, Caden	7	4	8	12.0	2.0-7	0.5-3	—	1	1	—	—	—	—
0	Mcgaughy, Daeton	6	11	1	12.0	1.0-4	—	—	1	—	—	—	—	—
98	Van Marel, Ryan	7	6	6	12.0	3.0-12	1.0-6	—	—	—	1-0	—	—	—
9	Franci, Caleb	7	6	4	10.0	1.5-2	—	—	—	—	2-0	—	—	—
93	Baloun, Max	7	4	5	9.0	1.5-2	—	—	—	—	—	—	—	—
46	McShane, Cullen	7	4	5	9.0	—	—	—	—	—	—	1	—	—
52	DePriest, Jarod	7	3	5	8.0	1.0-8	1.0-8	—	—	—	—	—	—	—
40	Kusler, Aaron	7	5	3	8.0	—	—	—	—	1	—	—	—	—
23	Durrance, Matthew	7	3	3	6.0	—	—	—	—	—	—	—	—	—
54	Lee, Jalen	12	6	—	6.0	—	—	—	1	—	—	—	—	—
54	Lee, Jalen	12	6	—	6.0	—	—	—	1	—	—	—	—	—
54	Lee, Jalen	7	6	—	6.0	—	—	—	1	—	—	—	—	—
8	Peterson, Blake	7	3	3	6.0	2.0-4	—	—	—	1	—	—	—	—
13	Dautermann, Aydan	7	3	2	5.0	—	—	—	—	—	—	—	—	—
96	Hawthorne, Bryce	3	4	1	5.0	1.0-3	—	—	—	—	—	—	—	—
27	Thompson, Noah	4	3	1	4.0	—	—	—	—	—	—	—	—	—
92	Williams, Brian	7	3	1	4.0	1.0-1	—	—	—	1	—	—	—	—
57	Vanden Bos, Levi	4	2	1	3.0	1.0-3	—	—	—	2	—	—	—	—
95	Wilson, Zac	6	1	2	3.0	1.0-7	1.0-7	—	—	—	—	—	—	—
30	Cotton, Cody	4	1	1	2.0	—	—	—	—	—	—	—	—	—
51	Green, Logan	7	1	1	2.0	1.0-4	—	—	—	1	—	1	—	—
33	Johnson, Bryce	7	1	1	2.0	—	—	—	—	—	—	—	—	—
41	Ollman, Joe	7	1	1	2.0	—	—	—	—	—	—	—	—	—
21	Johnson, Angel	7	—	1	1.0	—	—	—	—	—	—	—	—	—
43	Kusler, Adam	1	1	—	1.0	—	—	—	—	—	—	—	—	—
99	Ripperda, Dawson	3	—	1	1.0	—	—	—	—	—	—	—	—	—
26	Tilford, Kolten	2	1	—	1.0	—	—	1-0	—	—	—	—	—	—
28	Van Tol, Chase	3	1	—	1.0	—	—	—	—	—	—	—	—	—
44	Brenner, Kevin	7	—	—	—	—	—	—	—	—	—	—	—	—
22	Davis, Isaiah	7	—	—	—	—	—	—	—	—	—	—	—	—
10	Dustman, Hunter	7	—	—	—	—	—	—	—	—	—	—	—	—
11	Gronowski, Mark	7	—	—	—	—	—	—	—	—	—	—	—	—
1	Janke, Jadon	5	—	—	—	—	—	—	—	—	—	—	—	—
10	Janke, Jaxon	7	—	—	—	—	—	—	—	—	—	—	—	—
3	Johnson, Amar	7	—	—	—	—	—	—	—	—	—	—	—	—
7	Mason, Chase	4	—	—	—	—	—	—	—	—	—	—	—	—
TM	Team	7	—	—	—	—	—	—	—	—	—	—	—	—
18	Wilde, Griffin	7	—	—	—	—	—	—	—	—	—	—	—	—
87	Heins, Zach	7	—	—	—	—	—	—	—	—	—	—	—	—
Total		7	256	198	454.0	35.0-125	11.0-76	7-153	15	9	6-0	8	—	—
Opponents		7	224	206	430.0	18.0-63	6.0-40	2-0	11	9	4-0	3	1	—

CAREER HIGHS — OFFENSE

QUARTERBACKS



5-JON BELL

6-3, 190, So.

Naperville, Illinois • Naperville North H.S.

SINGLE-GAME CAREER HIGHS

Completions: 1, vs. Western Oregon, 8-31-2023
 Passing Attempts: 4, vs. Western Oregon, 8-31-2023
 Passing Yards: 6, vs. Western Oregon, 8-31-2023
 Long Pass: 6 yards, to Angel Johnson, vs. Western Oregon, 8-31-2023
 Touchdown Passes: N/A
 Interceptions: N/A
 Rushing Attempts: 2, vs. Western Oregon, 8-31-2023
 Rushing Yards: 13, vs. Western Oregon, 8-31-2023
 Long Rush: 11 yards, vs. Western Oregon, 8-31-2023
 Rushing TDs: N/A



11-MARK GRONOWSKI

6-3, 225, Jr.

Naperville, Illinois • Neuqua Valley H.S.

SINGLE-GAME CAREER HIGHS

Completions: 22, at Missouri State, 9-24-2022, and vs. Indiana State, 10-29-2022
 Passing Attempts: 33, vs. Western Illinois, 10-1-2022
 Passing Yards: 319, at Missouri State, 9-24-2022
 Long Pass: 76 yards (for TD) to Jaxon Janke, at North Dakota, 2-27-2021
 Touchdown Passes: 5, vs. Drake, 9-16-2023
 Interceptions: 2, at North Dakota, 2-27-2021, and vs. UC Davis, 9-10-2022
 Rushing Attempts: 16, at North Dakota State, 4-17-2021
 Rushing Yards: 142, vs. Southern Illinois, 5-2-2021
 Long Rush: 80 yards (for TD), vs. Western Illinois, 3-6-2021
 Rushing Touchdowns: 2, four times (last: at North Dakota, 10-22-2022)
 Receptions: 1, three times (last: at Illinois State, 10-7-2023)
 Receiving Yards: 24, vs. Delaware, 5-8-2021
 Long Reception: 24 yards (for TD), vs. Delaware, 5-8-2021
 Receiving Touchdowns: 1, vs. Delaware, 5-8-2021



7-CHASE MASON

6-4, 230, So.

Hurley, South Dakota • Viborg-Hurley H.S./ Nebraska

SINGLE-GAME CAREER HIGHS

Completions: 5, vs. Western Oregon, 8-31-2023
 Passing Attempts: 9, vs. Western Oregon, 8-31-2023
 Passing Yards: 67, vs. Western Oregon, 8-31-2023
 Long Pass: 31 yards, to Griffin Wilde, vs. Western Oregon, 8-31-2023
 Touchdown Passes: N/A
 Interceptions: N/A
 Rushing Attempts: 3, vs. Western Oregon, 8-31-2023
 Rushing Yards: 69, vs. Drake, 9-16-2023
 Long Rush: 69 yards (for TD), vs. Drake, 9-16-2023
 Rushing Touchdowns: 1, vs. Western Oregon, 8-31-2023, and vs. Drake, 9-16-2023

RUNNING BACKS




22-ISAIAH DAVIS

6-1, 220, Sr.

Joplin, Missouri • Joplin H.S.

SINGLE-GAME CAREER HIGHS

Rushing Attempts: 27, vs. Western Illinois, 10-1-2022
 Rushing Yards: 217, vs. UC Davis, 11-27-2021
 Long Rush: 85 yards (for TD), vs. Sam Houston, 5-16-2021
 Rushing Touchdowns: 3, five times (last: vs. North Dakota, 9-30-2023)
 Receptions: 5, at Iowa, 9-3-2022, and at Northern Iowa, 11-5-2022
 Receiving Yards: 47, vs. Drake, 9-16-2023
 Long Reception: 36 yards, vs. Delaware, 5-8-2021
 Receiving Touchdowns: 1, vs. Drake, 9-16-2023
 Kickoff Returns: 4, vs. Sam Houston, 5-16-2021
 Kickoff Return Yards: 114, vs. Sam Houston, 5-16-2021
 Long Kickoff Return: 50 yards, vs. Southern Illinois, 5-2-2021
 Punt Returns: 1, three times (last: at Sacramento State, 12-4-2021)
 Punt Return Yards: 17, at Sacramento State
 All-Purpose Yards: 305, vs. Sam Houston, 5-16-2021



3-AMAR JOHNSON

5-10, 200, Jr.

O'Fallon, Missouri • Chaminade College Prep

SINGLE-GAME CAREER HIGHS

Rushing Attempts: 18, at Youngstown State, 10-30-2021
 Rushing Yards: 126, vs. North Dakota State, 1-8-2023
 Long Rush: 55 yards, vs. North Dakota State, 1-8-2023
 Rushing Touchdowns: 1, 11 times (last: vs. Drake, 9-16-2023)
 Receptions: 3, vs. Montana State, 12-17-2022
 Receiving Yards: 34, at Indiana State, 9-25-2021
 Long Reception: 34 yards, at Indiana State, 9-25-2021
 Receiving Touchdowns: 1, vs. Montana State, 12-17-2022
 Total Touchdowns: 2 (1 rushing, 1 receiving), vs. Montana State, 12-17-2022
 Kickoff Returns: 2, three times (last: at Southern Illinois, 10-21-2023)
 Kickoff Return Yards: 73, vs. Drake, 9-16-2023
 Long Kickoff Return: 51 yards, vs. Drake, 9-16-2023
 All-Purpose Yards: 142, vs. Drake, 9-16-2023



21-ANGEL JOHNSON

5-9, 190, So.

Irene, South Dakota • Viborg-Hurley H.S.

SINGLE-GAME CAREER HIGHS

Rushing Attempts: 10, vs. Western Oregon, 8-31-2023
 Rushing Yards: 90, vs. Drake, 9-16-2023
 Long Rush: 66 yards (for TD), vs. Drake, 9-16-2023
 Rushing Touchdowns: 2, vs. Drake, 9-16-2023
 Receptions: 1, five times (last: vs. North Dakota, 9-30-2023)
 Receiving Yards: 10, vs. North Dakota, 9-30-2023
 Long Reception: 10 yards, vs. North Dakota, 9-30-2023
 Kickoff Returns: 1, vs. Montana State, 12-17-2022
 Kickoff Return Yards: 21, vs. Montana State, 12-17-2022
 Long Kick Return: 21 yards, vs. Montana State, 12-17-2022

CAREER HIGHS — OFFENSE

RUNNING BACKS (cont.)



24-DERRICK JOHNSON

5-11, 205, R-Fr.

Austin, Texas • Lake Travis H.S.

SINGLE-GAME CAREER HIGHS

Rushing Attempts: 2, vs. Butler, 9-17-2022

Rushing Yards: 3, vs. Butler, 9-17-2022

Long Rush: 3 yards, vs. Butler, 9-17-2022

Rushing Touchdowns: N/A



39-ISAAC KRACL

5-11, 180, R-Fr.

Crete, Nebraska • Crete H.S.

SINGLE-GAME CAREER HIGHS

Rushing Attempts: 2, vs. Western Oregon, 8-31-2023

Rushing Yards: 11, vs. Western Oregon, 8-31-2023

Long Rush: 10 yards, vs. Western Oregon, 8-31-2023

Rushing Touchdowns: N/A



37-KIRBY VORHEES

5-10, 200, Fr.

Lutz, Florida • Steinbrenner H.S.

SINGLE-GAME CAREER HIGHS

Rushing Attempts: 4, vs. Drake, 9-16-2023

Rushing Yards: 16, vs. Drake, 9-16-2023

Long Rush: 8 yards, vs. Drake, 9-16-2023

Rushing Touchdowns: N/A

WIDE RECEIVERS



15-DEVON COLE Jr.

5-10, 175, Jr.

Clermont, Florida • Lake Minneola H.S.

SINGLE-GAME CAREER HIGHS

Receptions: 2, vs. Western Oregon, 8-31-2023

Receiving Yards: 26, vs. Western Oregon, 8-31-2023

Long Reception: 15 yards, vs. Western Oregon, 8-31-2023

Receiving Touchdowns: N/A

Punt Returns: 1, at Youngstown State, 10-30-2021, and vs. Drake, 9-16-2023

Long Punt Return: 24 yards, vs. Drake, 9-16-2023



12-GRAHM GOERING

6-3, 205, So.

Iowa City, Iowa • Iowa City West H.S.

SINGLE-GAME CAREER HIGHS

Receptions: 2, vs. Drake, 9-16-2023

Receiving Yards: 40, vs. Montana State, 9-9-2023

Long Reception: 40 yards, vs. Montana State, 9-9-2023

Receiving Touchdowns: N/A

Kickoff Returns: 1, vs. Western Oregon, 8-31-2023

Long Punt Return: 30 yards, vs. Western Oregon, 8-31-2023



1-JADON JANKE

6-3, 210, Sr.

Madison, South Dakota • Madison H.S.

SINGLE-GAME CAREER HIGHS

Receptions: 8, at Missouri State, 9-24-2022

Receiving Yards: 129, vs. Illinois State, 11-12-2022

Receiving Touchdowns: 2, five times (last: at Illinois State, 10-7-2023)

Long Reception: 52 yards, vs. Southern Illinois, 10-9-2021

Kickoff Returns: 4, at Montana State, 12-18-2021

Kickoff Return Yards: 101, at Montana State, 12-18-2021

Long Kick Return: 44 yards, at Montana State, 12-18-2021

Punt Returns: 5, at Northern Iowa, 11-5-2022

Punt Return Yards: 78, at Northern Iowa, 11-5-2022


Long Punt Return: 58 yards, at North Dakota, 10-22-2022

Rushing Yards: 10 (on 1 attempt), at Missouri State, 9-24-2022

Passing Yards: 16 (on 1 att.), at North Dakota, 10-22-2022

All-Purpose Yards: 172, at North Dakota, 10-22-2022

Note: Recovered blocked punt in end zone for touchdown at Southern Illinois, 11-10-2018



10-JAXON JANKE

6-3, 210, Sr.

Madison, South Dakota • Madison H.S.

SINGLE-GAME CAREER HIGHS

Receptions: 9, at Western Illinois, 10-16-2021, and vs. Western Illinois, 10-1-2022

Receiving Yards: 161, at North Dakota, 2-27-2021

Receiving Touchdowns: 2, four times (last: vs. North Dakota State, 1-8-2023)

Long Reception: 76 yards (for TD), at North Dakota, 2-27-2021

Punt Returns: 4, vs. Long Island, 9-7-2019

Punt Return Yards: 111, vs. Long Island, 9-7-2019

Long Punt Return: 77 yards (for TD), vs. Long Island, 9-7-2019

Kickoff Returns: 1, three times (last: vs. Illinois State, 11-9-2019)

Kickoff Return Yards: 20, vs. Illinois State, 11-9-2019

Long Kick Return: 20 yards, vs. Illinois State, 11-9-2019

Rushing Yards: 25 yards (on 1 attempt), vs. Drake, 9-16-2023

All-Purpose Yards: 161, at North Dakota, 2-27-2021



2-MARCUS PRESTON

6-2, 195, Jr.

Lawrence, Kan. • Free State H.S./North Dakota

SINGLE-GAME CAREER HIGHS

Receptions: 1, vs. Drake, 9-16-2023

Receiving Yards: 20, vs. Drake, 9-16-2023

Long Reception: 20 yards, vs. Drake, 9-16-2023

Receiving Touchdowns: N/A

CAREER HIGHS — OFFENSE

WIDE RECEIVERS (cont.)



18-GRIFFIN WILDE

6-2, 190, Fr.

Sioux Falls, South Dakota • Jefferson H.S.

SINGLE-GAME CAREER HIGHS

Receptions: 4, vs. Western Oregon, 8-31-2023, and vs. Northern Iowa, 10-14-2023

Receiving Yards: 79, vs. Western Oregon, 8-31-2023

Long Reception: 49 yards (for TD), at Southern Illinois, 10-21-2023

Receiving Touchdowns: 1, four times (last: at Southern Illinois, 10-21-2023)

Kickoff Returns: 1, vs. North Dakota, 9-30-2023

Long Kickoff Return: 17 yards, vs. North Dakota, 9-30-2023

TIGHT ENDS



44-KEVIN BRENNER

6-2, 240, Sr.

Silver Lake, Wisconsin • Wilmot Union H.S.

SINGLE-GAME OFFENSIVE CAREER HIGHS

Receptions: 1, vs. Drake, 9-16-2023

Receiving Yards: 3, vs. Drake, 9-16-2023

Long Reception: 3 yards, vs. Drake, 9-16-2023

Receiving Touchdowns: 1, vs. Drake, 9-16-2023

SINGLE-GAME DEFENSIVE CAREER HIGHS

Solo Tackles: 2, vs. Lindenwood, 9-11-2021, and vs. UC Davis, 9-10-2022

Assisted Tackles: 2, vs. UC Davis, 9-10-2022

Total Tackles: 4, vs. UC Davis, 9-10-2022

Tackles for Loss: 1.0, at Colorado State, 9-3-2021, and vs. Lindenwood, 9-11-2021



88-GREYTON GANNON

6-4, 230, R-Fr.

Eagle, Wisconsin • Mukwonago H.S.

SINGLE-GAME CAREER HIGHS

Receptions: 1, vs. Drake, 9-16-2023

Receiving Yards: 11, vs. Drake, 9-16-2023

Long Reception: 11 yards, vs. Drake, 9-16-2023

Receiving Touchdowns: N/A



87-ZACH HEINS

6-7, 260, Sr.

Sioux Falls, South Dakota • Washington H.S.

SINGLE-GAME CAREER HIGHS

Receptions: 7, at Missouri State, 9-24-2022

Receiving Yards: 127, at Missouri State, 9-24-2022

Long Reception: 43 yards, at Northern Iowa, 2-19-2021

Receiving Touchdowns: 2, vs. Lindenwood, 9-11-2021, and vs. Northern Iowa, 10-14-2023



34-MIKE MORGAN

6-3, 240, Sr.

New Lenox, Illinois •

Lincoln-Way Central H.S.

SINGLE-GAME CAREER HIGHS

Receptions: 2, four times (last: vs. Northern Iowa, 10-14-2023)

Receiving Yards: 66, vs. Dixie State, 10-2-2021


Long Reception: 55 yards (for TD), vs. Dixie State, 10-2-2021

Receiving Touchdowns: 2, vs. Dixie State, 10-2-2021

Rushing Yards: 3 (on 1 attempt), at North Dakota, 10-22-2022

Kickoff Return Yards: 14 (on 1 attempt), at Western Illinois, 10-16-2021

SPECIALISTS



10-HUNTER DUSTMAN

6-4, 225, Jr.

East Bethel, Minnesota • St. Francis H.S.

SINGLE-GAME CAREER HIGHS

Field Goals Made: 3, three times (last: vs. Illinois State, 11-12-2022)

Field Goals Attempted: 3, five times (last: vs. Illinois State, 11-12-2022)

Long Field Goal: 45 yards, at Northern Iowa, 11-5-2022, and vs. Illinois State, 11-12-2022

Extra Points Made: 10, vs. Drake, 9-16-2023

Extra Points Attempted: 10, vs. Drake, 9-16-2023

Total Points: 11, four times (last: vs. Northern Iowa, 10-14-2023)

Punts: 11, at Iowa, 9-3-2022

Punt Average (Min. 3 Punts): 54.2 yards (on 4 attempts), at Southern Illinois, 10-21-2023

Punts Inside 20: 3, at Sacramento State, 12-4-2021, and vs. South Dakota, 10-8-2022

Long Punt: 62 yards, at Southern Illinois, 10-21-2023



99-JACK GREEN

6-0, 200, So.

Rapid City, South Dakota •

St. Thomas More H.S.

SINGLE-GAME CAREER HIGHS

Extra Points Made: 2, vs. Butler, 9-17-2022

Extra Points Attempted: 2, vs. Butler, 9-17-2022

Total Points: 2, vs. Butler, 9-17-2022

CAREER HIGHS — DEFENSE

DEFENSIVE ENDS



48-QUINTON HICKS

6-1, 260, Sr.

Wichita, Kansas • Campus H.S.

SINGLE-GAME CAREER HIGHS

Solo Tackles: 3, three times (last: at North Dakota, 10-22-2022)

Assisted Tackles: 3, three times (last: vs. South Dakota, 10-8-2022)

Total Tackles: 5, at Western Illinois, 10-16-2021

Tackles for Loss: 2.0, vs. Long Island, 9-7-2019

Sacks: 1.5, at Missouri State, 11-2-2019

Forced Fumbles: 1, three times (last: at Southern Illinois, 10-21-2023)

Fumble Recoveries: 1, vs. Long Island, 9-7-2019

Pass Breakups: 1, vs. Youngstown State, 3-13-2021



99-DAWSON RIPPERDA

6-4, 240, R-Fr.

Larchwood, Iowa • West Lyon H.S./ Northern Illinois

SINGLE-GAME CAREER HIGHS

Solo Tackles: N/A

Assisted Tackles: 1, vs. Montana State, 9-9-2023

Total Tackles: 1, vs. Montana State, 9-9-2023

Tackles for Loss: N/A

Sacks: N/A



94-CADE TERVEER

6-3, 255, Sr.

Brandon, South Dakota • Brandon Valley H.S.

SINGLE-GAME CAREER HIGHS

Solo Tackles: 4, at Youngstown State, 10-30-2021

Assisted Tackles: 5, vs. Northern Iowa, 10-14-2023

Total Tackles: 5, three times (last: vs. Northern Iowa, 10-14-2023)

Tackles for Loss: 2.0, vs. North Dakota, 11-20-2021

Sacks: 2.0, vs. North Dakota, 11-20-2021

Forced Fumbles: 1, at Villanova, 12-11-2021

Interceptions: 1, vs. three times (last: at Sacramento State, 12-4-2021)

Long Interception Return: 14 yards, vs. UC Davis, 11-27-2021)

Pass Breakups: 1, at Western Illinois, 10-16-2021, and vs. North Dakota, 11-20-2021



53-CADEN JOHNSON

6-3, 240, Sr.

Wahoo, Nebraska • Bishop Neumann H.S.

SINGLE-GAME CAREER HIGHS

Solo Tackles: 2, six times (last: vs. Northern Iowa, 10-14-2023)

Assisted Tackles: 3, at North Dakota State, 10-15-2022, and vs. Montana State, 9-9-2023

Total Tackles: 4, vs. Montana State, 9-9-2023

Tackles for Loss: 2.0, vs. Montana State, 12-17-2022

Sacks: 1.0, three times (last: vs. Montana State, 12-17-2022)

Forced Fumbles: 1, vs. Western Illinois, 10-1-2022

Fumble Recoveries: 1, at Colorado State, 9-3-2021

Pass Breakups: 1, vs. Western Illinois, 3-6-2021, and at Illinois State, 10-7-2023



57-LEVI VANDEN BOS

6-3, 245, So.

Rock Valley, Iowa • Western Christian H.S.

SINGLE-GAME CAREER HIGHS


Solo Tackles: 1, four times (last: vs. Drake, 9-16-2023)

Assisted Tackles: 1, at Drake, 9-16-2023

Total Tackles: 2, vs. Drake, 9-16-2023

Tackles for Loss: 1.0, vs. Dixie State, 10-2-2021, and vs. Drake, 9-16-2023

Sacks: 1.0, vs. Dixie State, 10-2-2021



90-RANDY KEUMOGNE

6-3, 235, Sr.

Oakdale, Minnesota • Tartan H.S.

SINGLE-GAME CAREER HIGHS

Solo Tackles: 1, at North Dakota State, 4-17-2021, and vs. Delaware, 5-8-2021

Assisted Tackles: 1, vs. Lindenwood, 9-11-2021, and vs. UC Davis, 11-27-2021

Total Tackles: 1, four times (last: vs. UC Davis, 11-27-2021)

Tackles for Loss: 1.0, at North Dakota State, 4-17-2021

Sacks: 1.0, at North Dakota State, 4-17-2021



95-ZAC WILSON

6-3, 250, Sr.

Chipley, Florida • Chipley H.S.

SINGLE-GAME CAREER HIGHS

Solo Tackles: 1, four times (last: at Southern Illinois, 10-21-2023)

Assisted Tackles: 1, six times (last: at Southern Illinois, 10-21-2023)

Total Tackles: 2, vs. Delaware, 12-3-2022, and at Southern Illinois, 10-21-2023

Tackles for Loss: 1.0, at Western Illinois, 10-16-2021, and at Southern Illinois, 10-21-2023

Sacks: 1.0, at Western Illinois, 10-16-2021, and at Southern Illinois, 10-21-2023



8-BLAKE PETERSON

6-4, 260, Sr.

Beresford, South Dakota • Beresford H.S./ Iowa State

SINGLE-GAME CAREER HIGHS

Solo Tackles: 2, vs. Western Oregon, 8-31-2023

Assisted Tackles: 1, three times (last: vs. Northern Iowa, 10-14-2023)

Total Tackles: 3, vs. Western Oregon, 8-31-2023

Tackles for Loss: 1.0, vs. Northern Iowa, 10-14-2023

Sacks: N/A

CAREER HIGHS — DEFENSE

DEFENSIVE TACKLES



93-MAX BALOUN

6-6, 285, Jr.

Redfield, South Dakota • Redfield H.S.

SINGLE-GAME CAREER HIGHS

Solo Tackles: 2, vs. Montana State, 9-9-2023


Assisted Tackles: 2, vs. North Dakota, 9-30-2023

Total Tackles: 3, vs. Montana State, 9-9-2023

Tackles for Loss: 1.0, three times (last: vs. Drake, 9-16-2023)

Sacks: 1.0, at Iowa, 9-3-2022, and vs. Western Illinois, 10-1-2022

Pass Breakups: 1, vs. Butler, 9-17-2022



98-RYAN VAN MAREL

6-4, 295, Sr.

Sheldon, Iowa • Sheldon H.S.

SINGLE-GAME CAREER HIGHS

Solo Tackles: 4, at Southern Illinois, 10-21-2023

Assisted Tackles: 3, at Iowa, 9-3-2022

Total Tackles: 5, at Southern Illinois, 10-21-2023

Tackles for Loss: 1.0, eight times (last: vs. Drake, 9-16-2023)

Sacks: 1.0, three times (last: vs. Holy Cross, 12-10-2022)

Forced Fumbles: 1, vs. Southern Illinois, 10-9-2021

Fumble Recoveries: 1, at Southern Illinois, 10-21-2023

Blocked Kicks: 1, vs. Youngstown State, 3-13-2021



52-JAROD DePRIEST

6-5, 285, Sr.

Trivoli, Illinois • Farmington Central H.S.

SINGLE-GAME CAREER HIGHS

Solo Tackles: 2, vs. Delaware, 12-3-2022


Assisted Tackles: 3, at Indiana State, 9-25-2021, and vs. Holy Cross, 12-10-2022

Total Tackles: 4, vs. Holy Cross, 12-10-2022

Tackles for Loss: 1.0, four times (last: at North Dakota, 10-22-2022)

Sacks: 1.0, four times (last: at North Dakota, 10-22-2022)

Blocked Kicks: 1, vs. UC Davis, 9-10-2022



92-BRIAN WILLIAMS

6-1, 285, Sr.

Chipley, Florida • Chipley H.S./Valdosta State

SINGLE-GAME CAREER HIGHS

Solo Tackles: 2, vs. Montana State, 9-9-2023

Assisted Tackles: 2, vs. Indiana State, 10-29-2022

Total Tackles: 3, vs. Indiana State, 10-29-2022

Tackles for Loss: 1.0, vs. Montana State, 9-9-2023

Sacks: N/A



51-LOGAN GREEN

6-4, 285, R-Fr.

Northboro, Iowa • Clarinda H.S.

SINGLE-GAME CAREER HIGHS


Solo Tackles: 1, vs. Northern Iowa, 10-14-2023

Assisted Tackles: 1, vs. Drake, 9-16-2023

Total Tackles: 1, vs. Drake, 9-16-2023, and vs. Northern Iowa, 10-14-2023

Tackles for Loss: 1.0, vs. Northern Iowa, 10-14-2023

Forced Fumbles: 1, vs. Northern Iowa, 10-14-2023



55-AARON WOLFCAL-HOLSTEN

6-1, 280, So.

Gilbert, Arizona • Williams Field H.S.

SINGLE-GAME CAREER HIGHS

Solo Tackles: 2, vs. Butler, 9-17-2022


Assisted Tackles: 2, vs. Indiana State, 10-29-2022

Total Tackles: 2, vs. Butler, 9-17-2022, and vs. Indiana State, 10-29-2022

Tackles for Loss: 0.5, vs. Indiana State, 10-29-2022

Fumble Recoveries: 1, vs. Butler, 9-17-2022

LINEBACKERS



96-BRYCE HAWTHORNE

6-3, 265, Fr.

Osseo, Minnesota • Osseo H.S.

SINGLE-GAME CAREER HIGHS

Solo Tackles: 2, vs. Western Oregon, 8-31-2023, and vs. Drake, 9-16-2023

Assisted Tackles: 1, vs. Drake, 9-16-2023

Total Tackles: 3, vs. Drake, 9-16-2023

Tackles for Loss: 1.0, vs. Western Oregon, 8-31-2023



32-ADAM BOCK

6-1, 225, Sr.

Solon, Iowa • Solon H.S.

SINGLE-GAME CAREER HIGHS

Solo Tackles: 11, at South Dakota, 11-13-2021

Assisted Tackles: 10, at Indiana State, 9-25-2021

Total Tackles: 17, vs. Southern Illinois, 10-9-2021

Tackles for Loss: 2.5, four times (last: vs. Montana State, 12-17-2022)

Sacks: 2.0, vs. South Dakota, 10-8-2022

Forced Fumbles: 1, three times (last: at Iowa, 9-3-2022)

Fumble Recoveries: 1, at Iowa, 9-3-2022

Interceptions: 1, at Indiana State, 9-25-2021, and vs. UC Davis, 11-27-2021

Long Interception Return: 39 yards (for TD), vs. UC Davis, 11-27-2021

Pass Breakups: 2, at Colorado State, 9-3-2021

Blocked Kicks: 1, at Youngstown State, 10-30-2021

Note: Returned blocked PAT at Youngstown State for defensive extra point



91-JACE SIFORE

6-3, 280, R-Fr.

Howard, South Dakota • Howard H.S.

SINGLE-GAME CAREER HIGHS

Solo Tackles: N/A

Assisted Tackles: N/A

Total Tackles: N/A

Tackles for Loss: N/A

Sacks: N/A

CAREER HIGHS — DEFENSE

LINEBACKERS (cont.)



9-CALEB FRANCL

6-1, 195, Jr.

Grand Island, Nebraska • Grand Island H.S.

SINGLE-GAME CAREER HIGHS

Solo Tackles: 5, vs. Northern Iowa, 10-23-2021
 Assisted Tackles: 4, at Indiana State, 9-25-2021
 Total Tackles: 7, vs. Northern Iowa, 10-23-2021
 Tackles for Loss: 2.0, vs. Long Island, 9-7-2019
 Fumble Recoveries: 1, three times (last: vs. Northern Iowa, 10-14-2023)
 Interceptions: 1, at Iowa, 9-3-2022
 Pass Breakups: 1, at Indiana State, 9-25-2021, and at Iowa, 9-3-2022



43-ADAM KUSLER

6-2, 225, Jr.

Sioux Falls, South Dakota • Roosevelt H.S.

SINGLE-GAME CAREER HIGHS

Solo Tackles: 2, vs. Dixie State, 10-2-2021, and vs. Indiana State, 10-29-2022
 Assisted Tackles: 3, vs. Dixie State, 10-2-2021
 Total Tackles: 5, vs. Dixie State, 10-2-2021
 Tackles for Loss: 1.0, vs. Indiana State, 10-29-2022
 Pass Breakups: 1, at Colorado State, 9-3-2021, and vs. Dixie State, 10-2-2021



11-JASON FREEMAN

5-9, 215, Sr.

**Zion, Illinois • Zion-Benton Township H.S./
 Olivet Nazarene University**

SINGLE-GAME CAREER HIGHS

Solo Tackles: 6, at North Dakota, 10-22-2022, and at Illinois State, 10-7-2023
 Assisted Tackles: 8, at Southern Illinois, 10-21-2023
 Total Tackles: 10, vs. Indiana State, 10-29-2022, and at Southern Illinois, 10-21-2023
 Tackles for Loss: 1.5, vs. Delaware, 12-3-2022, and at Southern Illinois, 10-21-2023
 Sacks: 1.0, three times (last: vs. Illinois State, 11-12-2022)
 Interceptions: 1, three times (last: vs. Northern Iowa, 10-14-2023)
 Pass Breakups: 1, vs. UC Davis, 9-10-2022, and vs. Western Illinois, 10-1-2022
 Fumble Recoveries: 1, at Illinois State, 10-7-2023, and vs. Northern Iowa, 10-14-2023




0-DAETON McGAUGHY

6-0, 210, Sr.

Elwood, Kansas • Lafayette H.S.

SINGLE-GAME CAREER HIGHS

Solo Tackles: 8, vs. Drake, 9-16-2023
 Assisted Tackles: 4, vs. Lindenwood, 9-11-2021
 Total Tackles: 9, vs. Drake, 9-16-2023
 Tackles for Loss: 1.0, vs. Drake, 9-16-2023
 Interceptions: 1, three times (last: vs. UC Davis, 9-10-2022)
 Pass Breakups: 1, vs. Western Oregon, 8-31-2023
 Fumble Recoveries: 1, vs. Western Illinois, 10-1-2022



46-CULLEN McSHANE

6-1, 225, R-Fr.

Marquette, Iowa • MFL MarMac H.S.

SINGLE-GAME CAREER HIGHS

Solo Tackles: 3, vs. Drake, 9-16-2023
 Assisted Tackles: 2, vs. Drake, 9-16-2023, and vs. Northern Iowa, 10-14-2023
 Total Tackles: 5, vs. Drake, 9-16-2023
 Tackles for Loss: N/A
 Forced Fumbles: 1, at Illinois State, 10-7-2023



33-BRYCE JOHNSON

6-3, 210, R-Fr.

Parker, Colorado • Lutheran H.S.

SINGLE-GAME CAREER HIGHS

Solo Tackles: 1, vs. North Dakota, 9-30-2023
 Assisted Tackles: N/A
 Total Tackles: 1, vs. North Dakota, 9-30-2023
 Tackles for Loss: N/A




41-JOE OLLMAN

6-1, 215, R-Fr.

Mequon, Wisconsin • Homestead H.S.

SINGLE-GAME CAREER HIGHS

Solo Tackles: 1, vs. Western Oregon, 8-31-2023
 Assisted Tackles: 1, vs. Drake, 9-16-2023
 Total Tackles: 1, vs. Western Oregon, 8-31-2023, and vs. Drake, 9-16-2023
 Tackles for Loss: N/A
 Sacks: N/A



40-AARON KUSLER

6-3, 225, Jr.

Sioux Falls, South Dakota • Roosevelt H.S.

SINGLE-GAME CAREER HIGHS

Solo Tackles: 2, at Indiana State, 9-25-2021, and vs. Western Oregon, 8-31-2023
 Assisted Tackles: 2, vs. Lindenwood, 9-11-2021
 Total Tackles: 3, vs. Lindenwood, 9-11-2021
 Tackles for Loss: N/A



38-TREVOR SCOTT

5-10, 195, R-Fr.


Kansas City, Missouri • Platte County H.S.

SINGLE-GAME CAREER HIGHS

Solo Tackles: 2, at North Dakota State, 10-15-2022
 Assisted Tackles: 1, at North Dakota State, 10-15-2022
 Total Tackles: 3 at North Dakota State, 10-15-2022
 Tackles for Loss: N/A
 Sacks: N/A

CAREER HIGHS — DEFENSE

LINEBACKERS (cont.)



29-GRAHAM SPALDING

6-2, 210, Sr.

Oviedo, Florida • Lake Howell H.S.

SINGLE-GAME CAREER HIGHS

Solo Tackles: 4, six times (last: vs. North Dakota, 10-22-2022)

Assisted Tackles: 8, vs. Northern Iowa, 10-23-2021

Total Tackles: 12, vs. Northern Iowa, 10-23-2021

Tackles for Loss: 2.5, vs. Northern Iowa, 10-23-2021

Sacks: 1.0, at Colorado State, 9-3-2021

Forced Fumbles: 1, at Southern Illinois, 3-20-2021

Fumble Recoveries: 1, vs. Indiana State, 10-29-2021

Interceptions: 1, vs. Lindenwood, 9-11-2021, and vs.

Northern Iowa, 10-23-2021

Pass Breakups: 1, three times (last: vs. Northern Iowa, 10-23-2021)



2-ISAIAH STALBIRD

6-1, 215, Sr.

Kearney, Nebraska • Kearney H.S./Nebraska

SINGLE-GAME CAREER HIGHS

Solo Tackles: 8, at North Dakota, 10-22-2022, and vs. Northern Iowa, 10-14-2023

Assisted Tackles: 6, vs. North Dakota State, 11-6-2021

Total Tackles: 9, five times (last: at Southern Illinois, 10-21-2023)

Tackles for Loss: 2.0, vs. Northern Iowa, 10-14-2023

Forced Fumbles: 1, three times (last: vs. Northern Iowa, 10-14-2023)

Fumble Recoveries: 1, at North Dakota, 10-22-2022

Pass Breakups: 2, at North Dakota, 2-27-2021

Blocked Kicks: 1, at Northern Iowa, 2-19-2021



28-CHASE VAN TOL

6-1, 190, Fr.

Tea, South Dakota • Tea Area H.S.

SINGLE-GAME CAREER HIGHS

Solo Tackles: 1, vs. Northern Iowa, 10-14-2023

Assisted Tackles: N/A

Total Tackles: 1, vs. Northern Iowa, 10-14-2023

Tackles for Loss: N/A



6-SAIVEON WILLIAMSON

6-1, 205, Sr.

Waseca, Minnesota • Waseca H.S.

SINGLE-GAME CAREER HIGHS

Solo Tackles: 8, vs. Delaware, 12-3-2022

Assisted Tackles: 9, at Illinois State, 10-7-2022

Total Tackles: 11, vs. Delaware, 12-3-2022, and at Illinois State, 10-7-22

Tackles for Loss: 1.5, vs. Western Oregon, 8-31-2023

Pass Breakups: 1, vs. Illinois State, 11-12-2022, and vs. Drake, 9-16-2023

Forced Fumbles: 1, at Illinois State, 10-7-2023

CORNERBACKS



4-STEVEN ARRELL

6-3, 195, Jr.

Brooklyn Park, Minnesota • Osseo H.S.

SINGLE-GAME CAREER HIGHS

Solo Tackles: 4, vs. Dixie State, 10-2-2021

Assisted Tackles: 3, vs. Dixie State, 10-2-2021

Total Tackles: 7, vs. Dixie State, 10-2-2021

Tackles for Loss: 1.0, three times (last: at Missouri State, 9-24-2022)

Interceptions: 1, vs. Dixie State, 10-2-2021

Pass Breakups: 1, six times (last: vs. North Dakota State, 1-8-2023)

Forced Fumbles: 1, three times (last: vs. Northern Iowa, 10-14-2023)

Fumble Recoveries: 1, vs. Butler, 9-17-2022



7-DALYS BEANUM

6-1, 190, Sr.

Omaha, Nebraska • Millard West H.S.

SINGLE-GAME CAREER HIGHS

Solo Tackles: 6, vs. Holy Cross, 12-10-2022

Assisted Tackles: 3, at Indiana State, 9-25-2021

Total Tackles: 8, vs. Holy Cross, 12-10-2022

Tackles for Loss: 1.0, at Western Illinois, 10-16-2021

Forced Fumbles: 1, at Villanova, 12-11-2021

Interceptions: 3, vs. UC Davis, 11-27-2021

Interception Return Yards: 60, vs. UC Davis, 11-27-2021

Long Interception Return: 59 yards (for TD), vs. UC Davis, 11-27-2021

Pass Breakups: 2, vs. Holy Cross, 12-10-2022, and at Illinois State, 10-7-2023

Blocked Kicks: 1, vs. South Dakota, 10-8-2022



30-CODY COTTON

6-0, 175, So.

Pleasant Prairie, Wisconsin • Union Grove H.S./Upper Iowa

SINGLE-GAME CAREER HIGHS

Solo Tackles: 1, vs. Drake, 9-16-2023

Assisted Tackles: 1, vs. Montana State, 9-9-2023

Total Tackles: 1, vs. Montana State, 9-9-2023, and vs. Drake, 9-16-2023



13-AYDAN DAUTERMANN

6-1, 190, So.

Hartford, Wisconsin • Slinger H.S.

SINGLE-GAME CAREER HIGHS

Solo Tackles: 2, vs. Butler, 9-17-2022

Assisted Tackles: 1, four times (last: vs. Northern Iowa, 10-14-2023)

Total Tackles: 3, vs. Butler, 9-17-2022

Pass Breakups: 1, three times (last: vs. Indiana State, 10-29-2022)

CAREER HIGHS — DEFENSE



5-DySHAWN GALES
5-11, 190, Sr.
North Chicago, Illinois •
North Chicago Community H.S.

SINGLE-GAME CAREER HIGHS

Solo Tackles: 5, vs. Dixie State, 10-2-2021
 Assisted Tackles: 4, at Colorado State, 9-3-2021, and vs. Northern Iowa, 10-23-2021
 Total Tackles: 6, vs. Dixie State, 10-2-2021, and vs. Southern Illinois, 10-9-2021
 Tackles for Loss: 1.0, nine times (last: vs. Holy Cross, 12-10-2022)
 Sacks: 1.0, vs. Holy Cross, 12-10-2022
 Forced Fumbles: 1, vs. Lindenwood, 9-11-2021
 Interceptions: 1, eight times (last: vs. Northern Iowa, 10-14-2023)
 Long Interception Return: 31 yards (for TD), at North Dakota, 10-22-2022
 Pass Breakups: 2, five times (last: vs. North Dakota State, 1-8-2023)



14-COLBY HUERTER
6-1, 200, Jr.
Katy, Texas • Tompkins H.S.

SINGLE-GAME CAREER HIGHS

Solo Tackles: 5, vs. Montana State, 9-9-2023
 Assisted Tackles: 5, vs. UC Davis, 9-10-2022, and vs. Montana State, 9-9-2023
 Total Tackles: 10, vs. Montana State, 9-9-2023
 Tackles for Loss: 1.0, three times (last: vs. Delaware, 12-3-2022)
 Sacks: 1.0, at North Dakota, 10-22-2022
 Interceptions: 1, three times (last: vs. Western Oregon, 8-31-2023)
 Long Interception Return: 70 yards, at Missouri State, 9-24-2022
 Pass Breakups: 1, at North Dakota State, 10-15-2022, and at Northern Iowa, 11-5-2022



31-JALEN B. LEE
6-0, 195, R-Fr.
Wentzville, Missouri • Fort Zumwalt H.S.

SINGLE-GAME CAREER HIGHS

Solo Tackles: 3, vs. Drake, 9-16-2023
 Assisted Tackles: N/A
 Total Tackles: 3, vs. Drake, 9-16-2023
 Pass Breakups: 1, vs. Drake, 9-16-2023



3-DONTAY JOHNSON
6-2, 185, R-Fr.
Fort Collins, Colorado •
Colorado Early College

SINGLE-GAME CAREER HIGHS

Solo Tackles: 3, vs. UC Davis, 9-10-2022
 Assisted Tackles: 1, vs. Butler, 9-17-2022
 Total Tackles: 3, vs. UC Davis, 9-10-2022
 Tackles for Loss: 1.0, vs. UC Davis, 9-10-2022
 Pass Breakups: 1, vs. Butler, 9-17-2022



20-MYLES TAYLOR
6-0, 175, So.
Gilbert, Arizona • Williams Field H.S.

SINGLE-GAME CAREER HIGHS

Solo Tackles: N/A
 Assisted Tackles: N/A
 Total Tackles: N/A
 Pass Breakups: N/A




1-TUCKER LARGE
5-10, 1800, So.
Sioux Falls, South Dakota • Roosevelt H.S.

SINGLE-GAME CAREER HIGHS

Solo Tackles: 7, vs. Montana State, 9-9-2023
 Assisted Tackles: 4, at Southern Illinois, 10-21-2023
 Total Tackles: 7, three times (last: at Southern Illinois, 10-21-2023)
 Interceptions: 1, vs. Western Oregon, 8-31-2023
 Long Interception Return: 64 yards (for TD), vs. Western Oregon, 8-31-2023
 Pass Breakups: 1, four times (last: vs. Northern Iowa, 10-14-2023)
 Punt Returns: 4, vs. Drake, 9-16-2023
 Punt Return Yards: 149, vs. Drake, 9-16-2023
 Long Punt Return: 61 yards, vs. Drake, 9-16-2023


SAFETIES



23-MATTHEW DURRANCE
6-2, 210, So.
Lutz, Florida • Steinbrenner H.S.

SINGLE-GAME CAREER HIGHS

Solo Tackles: 3, vs. Western Oregon, 8-31-2023
 Assisted Tackles: 2, at Missouri State, 9-24-2022
 Total Tackles: 4, vs. Western Oregon, 8-31-2023
 Interceptions: 1, at Missouri State, 9-24-2022
 Fumble Recoveries: 1 (for TD), vs. Delaware, 12-3-2022



25-CALE REEDER
6-0, 195, Sr.
Yorkville, Illinois • Yorkville H.S.

SINGLE-GAME CAREER HIGHS

Solo Tackles: 7, vs. UC Davis, 11-27-2021, and at Southern Illinois, 10-21-2023
 Assisted Tackles: 6, at Illinois State, 10-7-2023
 Total Tackles: 10, at Southern Illinois, 10-21-2023
 Tackles for Loss: 2.0, at Villanova, 12-11-2021
 Sacks: 1.0, vs. South Dakota, 12-8-2022
 Interceptions: 1, four times (last: vs. Montana State, 9-9-2023)
 Forced Fumbles: 1, at Southern Illinois, 10-21-2023
 Pass Breakups: 1, eight times (last: at Montana State, 12-17-2022)

CAREER HIGHS — DEFENSE

SAFETIES (cont.)



27-NOAH THOMPSON

6-0, 185, R-Fr.

Brandon, South Dakota • Brandon Valley H.S.

SINGLE-GAME CAREER HIGHS


Solo Tackles: 3, vs. Western Oregon, 8-31-2023

Assisted Tackles: 1, vs. Drake, 9-16-2023

Total Tackles: 3, vs. Western Oregon, 8-31-2023

Interceptions: N/A

Pass Breakups: N/A



26-KOLTEN TILFORD

5-9, 175, Fr.

North Platte, Nebraska • North Platte H.S.

SINGLE-GAME CAREER HIGHS

Solo Tackles: 1, vs. Western Oregon, 8-31-2023

Assisted Tackles: N/A

Total Tackles: 1, vs. Western Oregon, 8-31-2023

Interceptions: 1, vs. Western Oregon, 8-31-2023

Pass Breakups: N/A