



SOUTH DAKOTA STATE UNIVERSITY

JACKRABBIT ATHLETICS NEWS RELEASE

Jackrabbit Sports Information • 2820 HPER Center • Brookings, SD 57007-1497

Football Contact/Assistant AD-Athletic Communications: Jason Hove

E-mail: Jason.Hove@sdstate.edu

Office Phone: (605) 688-4623

Mobile: (605) 695-1827

Fax: (605) 688-5999

Facebook: www.facebook.com/jackrabbit.nation Twitter: @GoJacksSDSU

Website: www.GoJacks.com

2022 FOOTBALL INFORMATION

Jacks, Bears set for top-five clash

GAME NOTES - SEPT. 24



HEAD COACH: Bobby Petrino (Carroll, 1983)
• 15-10 record in three seasons at Missouri State; 134-66 record in 17 seasons as a collegiate head coach

#2/3 SOUTH DAKOTA STATE (2-1, 0-0 MVFC)

at #4/6 MISSOURI STATE (2-1, 0-0 MVFC)

Missouri Valley Football Conference Opener

2 p.m. Saturday • Plaster Stadium; Springfield, Missouri

SERIES NOTES

- 13th Meeting (South Dakota State leads series, 11-1)
- SDSU has won the last six meetings, the last of which was a 35-14 victory in Springfield, Missouri, on Nov. 2, 2019

MEDIA INFORMATION

- Game will be televised on ESPN3.com with the broadcast team of Scott Warmann (play-by-play), J.C. Pearson (analyst) and Don Patterson (analyst)
- Pre-game radio show begins at 4 p.m. Central on the Jackrabbit Sports Network, which includes flagship station WNAX 570 AM-Yankton and the following affiliates:
 - KJJQ 910 AM-Brookings • KXLG 100.3 FM-Milbank • KORN 1490 AM/101.3 FM-Mitchell
 - KELO 1320 AM/KELQ 107.9 FM-Sioux Falls • KCCR 1240 AM/98.9 FM-Pierre
 - KLOH 1050 AM/94.1 FM-Pipestone, Minn. • KXLG 99.1 FM-Watertown • KWYR 93.7 FM-Winner
- Radio team of Tyler Merriam (play-by-play), Al Bahe (color), Scotty Kwas (sidelines) and Brent Bowen (pregame/postgame host) will call the action



HEAD COACH: John Stiegelmeier (SDSU, 1979)

• 187-112 record in 26 seasons — all at South Dakota State

STARTERS RETURNING: 14 (6 Off., 7 Def., 1 ST)

2022 SCHEDULE AND RESULTS

SEPTEMBER

3	at Iowa	L, 3-7
10	UC DAVIS [Dairy Drive]	W, 24-22
17	BUTLER [Beef Bowl]	W, 45-17
24	*at Missouri State	2 p.m.

OCTOBER

1	*WESTERN ILLINOIS [Hall of Fame/Precision Ag]	2 p.m.
8	*SOUTH DAKOTA [Showdown Series]	2 p.m.
15	*at North Dakota State	2:30 p.m.
22	*at North Dakota	3 p.m.
29	*INDIANA STATE [Hobo Day]	2 p.m.

NOVEMBER

5	*at Northern Iowa	4 p.m.
12	*ILLINOIS STATE [Senior Day/Military Appreciation]	2 p.m.
26	FCS Playoffs begin (if qualified)	TBD

* Missouri Valley Football Conference game
All times Central

TALE OF THE TAPE - 2022 SEASON STATISTICS

MISSOURI STATE	CATEGORY	SOUTH DAKOTA STATE
29.7	Points Per Game	24.0
27.3	Points Allowed Per Game	15.3
93.7	Rushing Yardage Per Game	119.0
155.0	Rush Yardage Allowed/Game	53.0
306.7	Passing Yardage Per Game	158.7
15.1	Average Per Catch	11.9
300.7	Pass Yardage Allowed/Game	197.7
400.3	Total Offense Per Game	277.7
455.7	Total Offense Allowed/Game	250.7
33.3	Kick Return Average	13.2
6.3	Punt Return Average	3.3
3-3	Interception Returns	3-48
3-2	Fumbles-Lost	3-1
24-245	Penalties-Yards	24-166
32:19	Time of Possession/Game	31:56
17/42 (40%)	Third-Down Conversions	16/40 (40%)

GAME NOTES – SOUTH DAKOTA STATE at MISSOURI STATE

SERIES SCORES

2008:	South Dakota State 43, Missouri State 13 (Nov. 1, 2008, at Coughlin-Alumni Stadium)
2009:	South Dakota State 24, Missouri State 17 (Oct. 10, 2009, at Springfield, Mo.)
2010:	South Dakota State 31, Missouri State 10 (Nov. 6, 2010, at Coughlin-Alumni Stadium)
2011:	South Dakota State 43, Missouri State 36 [2 OT] (Oct. 29, 2011, at Springfield, Mo.)
2012:	South Dakota State 17, Missouri State 7 (Sept. 29, 2012, at Coughlin-Alumni Stadium)
2013:	Missouri State 35, South Dakota State 21 (Oct. 19, 2013, at Springfield, Mo.)
2014:	South Dakota State 32, Missouri State 28 (Oct. 11, 2014, at Coughlin-Alumni Stadium)
2015:	South Dakota State 39, Missouri State 0 (Oct. 31, 2015, at Springfield, Mo.)
2016:	South Dakota State 49, Missouri State 24 (Nov. 5, 2016, at Dana J. Dykhouse Stadium)
2017:	South Dakota State 62, Missouri State 30 (Oct. 21, 2017, at Springfield, Mo.)
2018:	South Dakota State 59, Missouri State 7 (Nov. 3, 2018, at Dana J. Dykhouse Stadium)
2019:	South Dakota State 35, Missouri State 14 (Nov. 2, 2019, at Springfield, Mo.)
Overall, SDSU leads the series, 11-1	

Sports Information Contact: Jason Hove

Sept. 21, 2022

BROOKINGS, S.D. — The Missouri Valley Football Conference season gets into full swing Saturday afternoon and will feature a top-five matchup between South Dakota State and Missouri State.

Kickoff is set for 2 p.m. at Plaster Stadium in Springfield, Missouri, with coverage of ESPN3.com as the MVFC Game of the Week.

SDSU, which is tied for second in the Stats Perform media poll and third in the American Football Coaches Association poll, enters the matchup with a 2-1 overall record. The Jackrabbits posted a 45-17 victory over Butler to close out nonconference action on Sept. 17.

Missouri State, which has reached the Football Championship Subdivision playoffs each of the past two seasons, also is 2-1 after taking Arkansas down to the wire last week before falling in an FCS-FBS matchup, 38-27. The Bears are tied for fourth in this week's AFCA coaches' poll and rank sixth in the Stats Perform poll.

THE SERIES: Saturday's game will mark the 13th meeting on the gridiron between SDSU and Missouri State, a series that dates back to when the Jackrabbits joined the Missouri Valley Football Conference at the start of the 2008 season. The Jackrabbits hold an 11-1 series advantage and have won the last six matchups.

The Bears' lone win in the series was a 35-21 home-field victory on Oct. 19, 2013.

The two programs have not played each other since the 2019 season, when the Jackrabbits recorded a 35-14 victory in Springfield, Missouri. SDSU racked up 526 yards of total offense — 294 through the air and 232 rushing — in the road win. Cade Johnson led the Jackrabbit effort with five catches for 164 yards, including an 89-yard touchdown pass from running back Pierre Strong, Jr., in the fourth quarter that answered the Bears' first score of the contest.

JACKS PICKED SECOND IN VALLEY: South Dakota State has been picked to finish second in the 2022 Missouri Valley Football Conference race, according to a preseason poll conducted among the league's coaches, sports information directors and a select media panel that was announced in early August.

Defending league and national champion North Dakota State earned the top spot in the poll with 446 points and 39 first-place votes, followed by the Jackrabbits with the other two first-place votes and 407 points. Missouri State (355), Southern Illinois (306) and Northern Iowa (304) rounded out the top five.

Since joining the MVFC at the start of the 2008 season, SDSU has been picked to finish second in the league standings on seven occasions and was tabbed as the favorite in 2021.

SEASON 15 IN THE MVFC: The 2022 season marks South Dakota State's 15th as a member of the Missouri Valley Football Conference. Since joining the league in 2008, SDSU is the only program in that span to not have a losing season in conference play.

The Jackrabbits hold a 76-34 record in MVFC games and have won six or more league games six times. SDSU earned a share of league titles in 2016 and during the 2020-21 spring season.

Despite all their success in league play, the Jackrabbits have had mixed results in MVFC openers, turning in a 7-7 mark in their initial league game over the past 14 seasons. Saturday's game will mark the first time SDSU and Missouri State have met in a league opener.

ELITE COMPANY: South Dakota State is one of only two Football Championship Subdivision programs to reach the playoffs each of the last 10 seasons, including advancing to the national semifinals or championship game in four of the last five seasons.

Defending national champion North Dakota State holds the longest active streak with 12 consecutive trips to the playoffs.

GAME NOTES – SOUTH DAKOTA STATE at MISSOURI STATE

MVFC OPENERS

2008: SDSU 40, Youngstown State 7
(Sept. 6, 2008, at Coughlin-Alumni Stadium)

2009: SDSU 41, Indiana State 0
(Sept. 19, 2009, at Coughlin-Alumni Stadium)

2010: Illinois State 24, SDSU 14
(Sept. 18, 2010, at Coughlin-Alumni Stadium)

2011: Illinois State 20, SDSU 13
(Sept. 24, 2010, at Normal, Ill.)

2012: SDSU 24, Indiana State 10
(Sept. 22, 2012, at Terre Haute, Ind.)

2013: North Dakota State 20, SDSU 0
(Sept. 28, 2013, at Coughlin-Alumni Stadium)

2014: Illinois State 45, SDSU 10
(Oct. 4, 2014, at Normal, Ill.)

2015: North Dakota State 28, SDSU 7
(Oct. 3, 2015, at Coughlin-Alumni Stadium)

2016: SDSU 52, Western Illinois 14
(Oct. 1, 2016, at Dana J. Dykhouse Stadium)

2017: Youngstown State 19, SDSU 7
(Sept. 30, 2017, at Youngstown, Ohio)

2018: North Dakota State 21, SDSU 17
(Sept. 29, 2018, at Fargo, N.D.)

2019: SDSU 28, Southern Illinois 10
(Oct. 5, 2019, at Dana J. Dykhouse Stadium)

2020-21: SDSU 24, Northern Iowa 20
(Feb. 19, 2021, at Cedar Falls, Iowa)

2021: SDSU 44, Indiana State 0
(Sept. 25, 2021, at Terre Haute, Ind.)

2022 SEASON HIGHS

TEAM GAME HIGHS

RUSHING ATTEMPTS: 44, vs. UC Davis, 9-10-22
RUSHING YARDS: 184, vs. Butler, 9-17-22
YARDS PER RUSH: 4.7, vs. Butler, 9-17-22
RUSHING TOUCHDOWNS: 3, vs. Butler, 9-17-22
PASS ATTEMPTS: 26, at Iowa, 9-3-22, and vs. Butler, 9-17-22
PASS COMPLETIONS: 17, vs. Butler, 9-17-22
YARDS PASSING: 279, vs. Butler, 9-17-22
YARDS PER PASS: 10.7, vs. Butler, 9-17-22
PASSING TOUCHDOWNS: 3, vs. Butler, 9-17-22
TOTAL PLAYS: 65, vs. UC Davis, 9-10-22, and vs. Butler, 9-17-22
TOTAL OFFENSE: 463 yards, vs. Butler, 9-17-22
YARDS PER PLAY: 7.1, vs. Butler, 9-17-22
POINTS: 45, vs. Butler, 9-17-22
FIRST DOWNS: 24, vs. Butler, 9-17-22
SACKS BY: 2, at Iowa, 9-3-22
PENALTIES: 12, at Iowa, 9-3-22
PENALTY YARDS: 66, at Iowa, 9-3-22
TURNOVERS BY: 3, vs. UC Davis, 9-10-22
TURNOVERS FORCED: 3, vs. Butler, 9-17-22
INTERCEPTIONS: 1, three times (last: vs. Butler, 9-17-22)
FUMBLES RECOVERED: 2, vs. Butler, 9-17-22
PUNTS: 11, at Iowa, 9-3-22

RANKINGS STREAK: By being ranked in a tie for second in this week's Stats Perform FCS poll, SDSU has now appeared in the top 25 of 135 consecutive media polls dating back to October 2012.

The Jackrabbits' second-place preseason showing in 2022 marked the highest in program history, surpassing a third-place preseason ranking three times (2018, 2019, 2021).

Following is a week-by-week listing of South Dakota State's national rankings:

Date	Stats Perform	AFCA
Preseason	2nd	3rd
Sept. 5/6	2nd	3rd
Sept. 12	2nd	3rd
Sept. 19	T-2nd	3rd

CAPTAINS: Leading the Jackrabbit football team are seven captains, including three who hail from the state of Iowa:

- Adam Bock, Jr., linebacker, Solon, Iowa;
- Garret Greenfield, Sr., offensive lineman, Rock Valley, Iowa;
- Mark Gronowski, So., quarterback, Naperville, Illinois;
- Mason McCormick, Sr., offensive lineman, Sioux Falls;
- Caleb Sanders, Sr., defensive tackle, Glenwood, Iowa;
- Reece Winkelman, Grad., defensive end, Marshall, Minnesota;
- Landon Wolf, Grad., wide receiver, Tulsa, Oklahoma.

McCormick is in his second season as a captain, while all other captains are in their first seasons in the role.

AWARD WATCH LISTS: Four South Dakota State players have been selected for two of the top awards in the Football Championship Subdivision.

Three Jackrabbit standouts are among the 35 players named to the preseason watch list for the 2022 Walter Payton Award, which is presented annually by Stats Perform to the top offensive player in the Football Championship Subdivision. Representing the Jackrabbits on the initial watch list are running back Isaiah Davis, wide receiver Jaxon Janke and tight end Tucker Kraft.

Davis, a junior from Joplin, Missouri, is expected to fill the featured back role after playing alongside two-time Walter Payton Award finalist Pierre Strong, Jr. the past two seasons. Davis missed most of the 2021 regular season due to injury, but managed to finish second on the team with 701 rushing yards and seven touchdowns after three consecutive 100-yard games in the FCS playoffs. He averaged nearly eight yards per carry through his first two seasons in a Jackrabbit uniform.

A senior from Madison, Janke posted team highs of 72 receptions and 1,165 receiving yards in 2021, while adding five touchdowns. He caught at least two passes in all 15 games last season and tallied 100-plus receiving yards in seven contests, including four in a row to close out the regular season.

Kraft emerged as another top receiving target for SDSU last season, catching 65 passes for 780 yards and six touchdowns.

A junior from Timber Lake, Kraft notched three 100-yard games and hauled in at least two receptions in all 15 games of the 2021 campaign.

On the defensive side of the ball, Jackrabbit linebacker Adam Bock was included in the 35-player watch list for the Buck Buchanan Award. A junior from Solon, Iowa, Bock was the Jackrabbits' leading tackler during the 2021 season, totaling 125 stops in starting all 15 games at middle linebacker. He also registered 9.5 tackles for loss, 2.5 sacks, intercepted two passes and forced a pair of fumbles.

Bock tallied 10 or more tackles six times last season, including a career-high 17 tackles in an Oct. 9 game versus Southern Illinois. He was a late addition to the list of finalists for the Buck Buchanan Award last season and tied for 11th in the balloting.

The watch lists will be updated periodically throughout the regular season, with a national media panel selecting the award winner prior to the FCS national title game.

PRESEASON HONORS

PRESEASON ALL-MVFC FIRST TEAM

- Adam Bock (LB)
- Isaiah Davis (RB)
- Garret Greenfield (OL)
- Jaxon Janke (WR)
- Tucker Kraft (TE)
- Mason McCormick (OL)
- Caleb Sanders (DT)
- Reece Winkelman (DE)

PRESEASON ALL-MVFC SECOND TEAM

- Mark Gronowski (QB)

STATS PERFORM PRESEASON ALL-AMERICA FIRST TEAM

- Isaiah Davis (RB)
- Tucker Kraft (TE)
- Mason McCormick (OL)

STATS PERFORM PRESEASON ALL-AMERICA SECOND TEAM

- Adam Bock (LB)
- Garret Greenfield (OL)

STATS PERFORM PRESEASON ALL-AMERICA THIRD TEAM

- Jaxon Janke (WR)

HERO SPORTS PRESEASON ALL-AMERICA FIRST TEAM

- Adam Bock (LB)
- Isaiah Davis (RB)
- Garret Greenfield (OL)
- Jaxon Janke (WR)
- Tucker Kraft (TE)
- Mason McCormick (OL)

HERO SPORTS PRESEASON ALL-AMERICA THIRD TEAM

- Zach Heins (TE)
- Caleb Sanders (DT)

MORE PRESEASON ACCOLADES: Besides the four players named to the Payton and Buchanan award watch lists, four other Jackrabbits received preseason All-America recognition over the summer.

Two of the preseason All-America picks were offensive linemen Garret Greenfield and Mason McCormick. Both have been multi-year starters for the Jackrabbits — Greenfield at tackle and McCormick at guard — who helped pave the way for a balanced SDSU offensive attack to average 36.1 points and 441.1 yards of total offense per game during the 2021 season.

Also earning preseason accolades were defensive tackle Caleb Sanders and senior tight end Zach Heins.

A senior from Glenwood, Iowa, Sanders led the team in sacks for the second year in a row with 6.5 and tallied 13 tackles for loss among his 34 total stops.

The other half of the top returning tight end tandem in the FCS ranks, Heins hauled in 24 receptions for 250 yards in 2021. The Sioux Falls native also tallied six touchdowns.

GAME NO. 300: Saturday's league opener at Missouri State will mark John Stiegelmeier's 300th game as head coach at South Dakota State. Since taking over the program at the start of the 1997 season, Coach Stig has led the Jackrabbits to a 187-112 overall record, including a 76-34 mark in MVFC contests.

Counting his nine seasons as a full-time assistant coach at SDSU prior to becoming head coach, Stiegelmeier has been on the sidelines (or coaching booth) for 394 Jackrabbit football games, helping lead teams to a combined 243-151 record.

GRONOWSKI RETURNS: The Jackrabbits welcomed quarterback Mark Gronowski back to the starting lineup in the Sept. 3 season opener at Iowa.

A sophomore from Naperville, Illinois, Gronowski helped lead SDSU to the FCS title game during the 2020-21 spring season, but sat out last fall due to an injury he suffered on the first offensive series of the championship game against Sam Houston.

Gronowski started all 10 games as a true freshman during the modified 2020-21 season and was honored as the Missouri Valley Football Conference Offensive Player of the Year, as well as the league's Freshman of the Year. He completed 57.4 percent (108-of-188) of his passes for 1,565 yards and 15 touchdowns, while adding another 577 yards (7.0 ypc) and seven touchdowns on the ground.

In addition, Gronowski finished as runner-up for the 2021 Jerry Rice Award as the top freshman in the Football Championship Subdivision.

Gronowski has rushed and passed for touchdowns in each of the Jackrabbits' last two games, marking the fifth and sixth times in his career he has accomplished the feat in the same game. His three touchdown passes last week against Butler tied a single-game career high.

BIG-PLAY JACKS: After being limited to only one 20-yard play in its first two games of the season — a 20-yard pass from Mark Gronowski to Jaxon Janke on the first play of the fourth quarter in the Sept. 3 season opener at Iowa — the Jackrabbit offense got on track in the Sept. 17 game against Butler, posting five plays of 20-plus yards in a 45-17 victory.

Quarterback Mark Gronowski had a hand in all five big plays, including scrambling for a 23-yard gain on the opening drive of the game and tossing a 28-yard touchdown pass to Zach Heins in the second quarter. The longest play of the night was a 54-yard catch and run by Canyon Bauer on a pass from Gronowski later in the first quarter.

Over its 15-game 2021 season, the South Dakota State offense averaged 6.9 yards per play. The Jackrabbits averaged at least 7.5 yards per play in each of their first three games, highlighted by an average of 9.3 yards per play in their Sept. 11 home opener against Lindenwood.

Conversely, SDSU limited the opposition to 5.2 yards per play, including 3.3 yards per rushing attempt.

GAME NOTES – SOUTH DAKOTA STATE at MISSOURI STATE

SDSU CAREER RECEIVING YARDS

1. Jake Wieneke, 2014-17	5,157
2. Jeff Tiefenthaler, 1983-86	3,621
3. Josh Davis, 2002-05	3,192
4. Dallas Goedert, 2014-17	2,988
5. Cade Johnson, 2017-19	2,872
6. Jason Schneider, 2011-14	2,404
7. JaRon Harris, 2005-08	2,241
8. Jaxon Janke, 2018-present	2,072
9. Rusty Lenners, 1993-96	1,942
10. Aaron Rollin, 2009-12	1,878

SDSU CAREER RECEPTIONS

1. Jake Wieneke, 2014-17	288
2. Josh Davis, 2002-05	225
3. Dallas Goedert, 2014-17	198
4. Jason Schneider, 2011-14	175
5. Jeff Tiefenthaler, 1983-86	173
6. Cade Johnson, 2017-19	162
7. JaRon Harris, 2005-08	152
Glen Fox, 2006-09	152
9. Aaron Rollin, 2009-12	140
Jaxon Janke, 2018-present	140
10. Tyrel Kool, 2009-12	138

SDSU CAREER RECEIVING TOUCHDOWNS

1. Jake Wieneke, 2014-17	59
2. Jeff Tiefenthaler, 1983-86	32
3. Cade Johnson, 2017-19	28
4. Josh Davis, 2002-05	26
5. JaRon Harris, 2005-08	24
6. Dallas Goedert, 2014-17	21
7. Jason Schneider, 2011-14	20
8. Rusty Lenners, 1993-96	17
9. J.D. Berreth, 1986-89	16
Jaxon Janke, 2018-present	16

Note: Jaxon Janke enters week with 15 career receiving touchdowns, tying him with Wayne Rasmussen (1961-63) and Glen Fox (2006-09) for 11th place.

The Jackrabbits registered 87 plays of 20 or more yards from scrimmage last season and have most of the same playmakers returning to the lineup in 2022. The longest play from scrimmage in 2021 was an 85-yard touchdown run by Pierre Strong, Jr. Oct. 9 versus Southern Illinois.

In addition, Malik Lofton returned a fumble 97 yards for a touchdown in the game against Southern Illinois. It is the longest such return on record in program history.

DAVIS HITS 100: Walter Payton Award candidate Isaiah Davis reached the century mark in rushing for the first time this season, grinding out 112 yards while matching a career high with 25 carries in the Jackrabbits' Sept. 10 home win over UC Davis.

A junior, Davis topped 100 yards in a game for the eighth time in his career overall and for the second time against UC Davis.

TOUGH AGAINST THE RUN: South Dakota State enters the week ranked sixth in the Football Championship Subdivision by allowing an average of 53 rushing yards per game. The Jackrabbits have limited the opposition to 1.96 yards per carry while giving up 57 (Iowa), 49 (UC Davis) and 53 yards (Butler) in their first three games.

PICKING OFF THE COMPETITION: After leading the FCS ranks with 21 interceptions a season ago, the Jackrabbit defense has continued to take the ball away from the opposition in the early weeks of the 2022 campaign. SDSU defenders have recorded one interception in each of their first three games, with safety Cale Reeder notching the first of his career Sept. 17 against Butler.

Dating back to the start of the 2018 season, the Jackrabbits have intercepted at least one pass in 44 of their last 54 games for a total of 71 pickoffs.

Reserve cornerback Dalys Beanum led the Jackrabbits in 2021 with four interceptions — three of which came in SDSU's opening-round playoff victory against UC Davis, the last of which he returned 59 yards for a touchdown. Beanum also notched a pick-six on his first career interception earlier in the season against Dixie State, covering 36 yards.

As a team, the Jackrabbits tied one of their longest-standing school records with six interceptions in the playoff game versus UC Davis. SDSU also intercepted six passes in a 1950 game against Augustana and in a 1952 matchup with St. Cloud State.

In all, 11 different Jackrabbits recorded at least one interception a season ago and SDSU picked off at least one pass in 12 of 15 games.

BOCK HONORED: South Dakota State linebacker Adam Bock was honored Sunday as Co-Missouri Valley Football Conference Defensive Player of the Week after spearheading an impressive performance by the Jackrabbit defense in its season opener a day earlier at Iowa.

A junior from nearby Solon, Iowa, registered a game-high 13 tackles for a South Dakota State squad that did not allow a touchdown and limited Iowa to only 166 yards of total offense in a narrow 7-3 road loss. Bock also forced and recovered a fumble that thwarted a Hawkeye drive in the red zone late in the third quarter to keep SDSU within striking distance.

It was Bock's 10th career performance with double figures in tackles. He shared the weekly award with Indiana State safety Rylan Cole.

JAXON FOR 2K: South Dakota State wide receiver Jaxon Janke reached a career milestone in the Sept. 3 season opener at Iowa, becoming the eighth Jackrabbit to reach 2,000 career receiving yards.

A senior from Madison, Janke caught two passes for 24 yards in that contest and has gone on to catch a team-best eight passes this season for 120 yards to up his career receiving yardage total to 2,072 yards.

In addition, Janke has upped his career receptions to 140, putting him in a tie with Aaron Rollin (140 receptions from 2009-12) for ninth place on the SDSU career charts.

GAME NOTES – SOUTH DAKOTA STATE at MISSOURI STATE

SDSU CAREER SACKS

1. Mark Dunbar, 1977-80	28.0
2. Jeff Wolgamott, 1993-97	27.0
3. Danny Batten, 2006-09	23.0
4. Ryan Earith, 2016-19	19.0
5. Eric Cohen, 1978-80	18.0
6. Darwin Bishop, 1985-88	17.5
Jim Remme, 1990-93	17.5
Eric Schroeder, 2005-08	17.5
9. Zach Carter, 1994-95, 97-98	16.5
10. Reece Winkelman (2018-present)	16.0

Kevin Tetzlaff, 1988-9115.0

Caleb Sanders (2018-present)15.0

Note: Sacks became an official statistic in 1978

SDSU CAREER TACKLES FOR LOSS

1. Danny Batten, 2006-09	52.5
2. Jeff Wolgamott, 1993-97	52.0
3. Ted Ortale, 1985-88	50.0
4. Zach Carter, 1994-95, 97-98	38.0
5. Mark Dunbar, 1977-80	35.0
Eric Schroeder, 2005-08	35.0
7. Caleb Sanders (2018-present)	34.0
8. Joey Abell, 2001-04	33.5
9. Jason Aune, 1992, 94-96	32.5
10. Eric Cohen, 1978-80	32.0
Reece Winkelman, 2018-present	32.0

OPENING DRIVES BY HALF

OPPONENT	1ST-O	2ND-O	1ST-D	2ND-D
Iowa	Punt	Punt	Punt	Punt
UC Davis	Punt	INT	Punt	Punt
Butler	TD	FG	TD	Punt

LONGEST DRIVES

By PLAYS

12 - vs. UC Davis (3Q/4Q), 12-75-6:08 (touchdown)

By YARDS

86 - vs. UC Davis (2Q), 11-86-5:20 (touchdown)

By TIME OF POSSESSION

6:08 - vs. UC Davis (3Q/4Q), 12-75-6:08 (touchdown)

TWIN TOUCHDOWNS: Twin brothers Jadon and Jaxon Janke each caught a touchdown pass in South Dakota State's 45-17 victory over Butler on Sept. 17, marking the fifth time the duo have scored in the same game. Jaxon's touchdown came on a 7-yard pass in the first quarter, while Jadon tallied his touchdown on a 17-yard pass play early in the second quarter.

In addition, Jaxon moved into a tie for ninth place on the SDSU career charts with his 16th career touchdown reception, while Jadon's touchdown was the 15th of his career, putting him in a tie for 11th place.

Following is a rundown of the games in which both Jankes have caught touchdown passes:

- April 24, 2021, vs. Holy Cross — Jadon (13, 45 yards in second/third quarters), Jaxon (11 yards in first quarter);

- Sept. 25, 2021, at Indiana State — Jadon (33 yards in first quarter), Jaxon (42 yards in second quarter);

- Oct. 16, 2021, at Western Illinois — Jadon (8 yards in first quarter), Jaxon (21 yards in third quarter);

- Nov. 20, 2021, vs. North Dakota — Jadon (17 yards in second quarter), Jaxon (21 yards in third quarter);

- Sept. 17, 2022, vs. Butler — Jadon (17 yards in second quarter), Jaxon (7 yards in first quarter).

SEEING DOUBLE: The 2022 edition of the South Dakota State football team features three sets of twin brothers.

Returning for their senior seasons are wide receivers and Madison natives Jadon and Jaxon Janke. Jaxon Janke has been the team's leading receiver each of the past two seasons, while Jadon Janke hauled in 14 touchdown receptions during the 2021 calendar year split between the spring and traditional fall seasons.

Another pair of twins with South Dakota roots are sophomore linebackers Aaron and Adam Kusler. Aaron played in three games last season, while Adam contributed mostly on special teams and saw action in 14 of the team's 15 games.

New to the squad this season are freshmen Jason and Justin Harris from New Lenox, Illinois. Jason is listed as a wide receiver, while Justin plays running back.

WINKELMAN, SANDERS CRACK TOP 10s: Senior defensive linemen Reece Winkelman and Caleb Sanders were not only the top two sack artists for the Jackrabbits last season, but the Jackrabbit duo have nearly identical career numbers for sacks and tackles for loss as they both have moved in and out of the SDSU career top 10 in those categories.

Sanders, a defensive tackle from Glenwood, Iowa, moved into seventh place in tackles for loss (34) with one tackle for loss at Iowa and stands just outside the SDSU top 10 with 15 career sacks.

A defensive end from Marshall, Minnesota, Winkelman broke a three-way tie for 10th place in career sacks with Kevin Tetzlaff (15 sacks from 1988-91) and Sanders by notching his 16th career sack in the season opener at Iowa. He also has tallied 32 tackles for loss in his career, putting him in a tie for 10th place on the career list with Eric Cohen (1978-80). Winkelman, who missed the Sept. 10 home opener against UC Davis due to injury, notched a team- and career-best 6.5 sacks during the 2019 campaign and led the team with 13.5 tackles for loss in 2021.

YOUNG SAFETIES STEP UP: South Dakota State went into its Sept. 10 matchup against 25th-ranked UC Davis without its two starting safeties — Cale Reeder and Isaiah Stalbird — from the previous week's season opener. However, sophomore Colby Huerter and redshirt freshman Tucker Large picked up the slack in their first career starts to help the Jackrabbits weather a late storm for a 24-22 victory.

Huerter was credited with a career-high seven tackles, including a half-tackle for loss, while Large added a career-best seven tackles of his own with a pass breakup.

QUICK FACTS

SDSU INFORMATION

LOCATION: Brookings, S.D.
ENROLLMENT: 11,331 (fall 2022)
COLORS: Yellow and Blue
NICKNAME: Jackrabbits
AFFILIATION: NCAA Division I Football
 Championship Subdivision
CONFERENCE: Missouri Valley Football Conference
STADIUM: Dana J. Dykhouse Stadium (19,340
 capacity - AstroTurf surface)

2020-21 RECAP

OVERALL RECORD: 11-4
CONFERENCE RECORD: 5-3 (tied for third place in
 Missouri Valley Football Conference)
POSTSEASON: Reached Football Championship
 Subdivision national semifinals (unseeded)
HOME RECORD: 5-2
AWAY RECORD: 6-2
FINAL RANKINGS: 4th (Stats Perform media)/5th (AFCA
 FCS Coaches)

TEAM INFORMATION

LETTERMEN RETURNING: 43 **LETTERMEN LOST:** 25
 • Offense: 17 • Offense: 11
 • Defense: 25 • Defense: 11
 • Special Teams: 1 • Special Teams: 3

STARTERS RETURNING: 14
 • Offense: 6 • Defense: 7 • Special Teams: 1

OFFENSIVE STARTERS RETURNING (6): Garret Greenfield,
 OT; Zach Heins, TE; Jadon Janke, WR; Jaxon Janke,
 WR; Tucker Kraft, TE; Mason McCormick, OG.
 Note: 2020-21 starting quarterback Mark Gronowski also
 returns after missing 2021 season due to injury

DEFENSIVE STARTERS RETURNING (7): Adam Bock, LB;
 DyShawn Gales, CB; Quinton Hicks, DE; Cale Reeder,
 S; Caleb Sanders, NT; Isaiah Stalbird, LB; Reece
 Winkelman, DE.

SPECIAL TEAMS STARTERS RETURNING (1): Hunter
 Dustman, P.

OTHER RETURNING LETTERMEN (29): Steven Arrell, CB;
 Canyon Bauer, WR; Dalys Beanum, CB; Kevin
 Brenner, DE; A.J. Coons, WR; Isaiah Davis, RB; Jarod
 DePriest, DT; Tyler Feldkamp, WR; Caleb Francl, LB;
 Mark Gronowski, QB (lettered in 2020-21); Keaton
 Heide, QB; Colby Huerter, S; Amar Johnson, RB;
 Caden Johnson, DE; Randy Keumogne, DE; Adam
 Kusler, LB; Jalen Lee, OL; Malik Lofton, CB; Daeton
 Mcgaughy, LB/S; Gus Miller, OL; Mike Morgan, TE;
 Chase Norblade, S; Payton Shafer, LB; Graham
 Spalding, LB; Davion Sterner, LB; Cade Terveer, DE;
 Ryan Van Marel, DT; Rudy Voss, QB; Saiveon
 Williamson, LB (lettered in 2020-21).

In addition, true freshman Dontay Johnson made his collegiate debut and registered three stops, including a tackle for a loss of five yards.

DOUBLE-DUTY DUSTMAN: Junior Hunter Dustman has figured prominently in the Jackrabbits' special teams efforts in the early going of the 2022 season.

Dustman handled all of the kicking duties in the Sept. 3 season opener at Iowa, punting 11 times for an average of 41.5 yards (long of 52) and scoring the Jackrabbits' only points on a 44-yard field goal in the second quarter. Dustman's 11 punts mark the most by an SDSU player in the Division I era (since 2004).

For the season, Dustman is 3-for-4 on field goals, with his lone miss on a 55-yard attempt Sept. 17 versus Butler. Three of his four career field goals have been from 40-plus yards.

STAFF SHAKEUP: South Dakota State football underwent some restructuring following a successful 2021 season, with four coaches earning internal promotions and four new coaches joining the staff. The staff shakeup was the result of 2021 coordinators Jason Eck (offense) and Brian Bergstrom (co-defense) accepting head coaching positions at Idaho and Winona State, respectively.

Zach Lujan takes over as the Jackrabbits' offensive coordinator, while continuing to coach the team's quarterbacks. A former SDSU quarterback himself from 2014-16, Lujan began his coaching career in 2018 as running backs coach before moving over to mentor the quarterbacks a year later.

Also on offense, Ryan Olson has moved from coaching the Jackrabbit tight ends to offensive line coach, and has added the title of run game coordinator. Olson joined the SDSU coaching staff prior to the start of the 2020-21 spring season and previously coached the offensive line at Bemidji State from 2017-19.

On the defensive side of the ball, Jimmy Rogers has been named the team's sole defensive coordinator after splitting duties with Bergstrom the past three seasons. Rogers will continue to coach the squad's linebackers and also holds the title of assistant head coach. Another former Jackrabbit player, Rogers is the longest-tenured assistant coach on staff as he enters his 10th season this fall.

In addition, defensive line coach Christian Smith has added defensive run game coordinator to his duties. Smith has coached at SDSU since 2017.

Two of the new coaches are former Jackrabbit football players — Josh Davis as passing game coordinator and wide receivers coach and Jesse Bobbit as safeties coach and recruiting coordinator. Also joining the coaching staff were Chris Meyers as tight ends coach and Mark Kubacki as assistant defensive line coach.

Davis previously served as wide receivers coach at SDSU from 2009-15, when he mentored five players currently in the Jackrabbits' top 10 for career receptions. He spent the past six years at Northwestern College (Iowa), where he was offensive coordinator and quarterbacks coach for a perennial top-10 NAIA program that reached the national championship game in spring 2021.

A standout receiver himself for the Jackrabbits from 2002-05, Davis ended his career as the Jackrabbits' all-time leader in receptions (225) and ranked second in both career receiving yards (3,192) and touchdowns (26). While those marks no longer stand as record, Davis continues to hold the SDSU single-game receptions mark with 16.

Bobbit, who played linebacker at SDSU from 2013-16, began his collegiate coaching career as a graduate assistant at SDSU in 2019. He moved on to Washington State, where he was a defensive graduate assistant and quality control coach for two years. He worked with the linebackers for a Cougar team that earned a Sun Bowl berth in 2021.

Meyers most recently served as an offensive line graduate assistant at Oklahoma State, where he worked with a unit that cleared the way for 2019 NCAA rushing champion Chuba Hubbard. The 2021 Oklahoma State team played in the Big 12 Football Championship and closed a 12-2 season with a win in the Fiesta Bowl.

PLAYERS OF THE WEEK

AT IOWA

OFFENSE: Landon Wolf, Gus Miller
DEFENSE: Caleb Sanders
SPECIAL TEAMS: Dalys Beanum
SCOUT OFFENSE: Jeff Becker
SCOUT DEFENSE: Logan Green
SCOUT SPECIAL TEAMS: Bryce Johnson
EFFORT: Caleb Franci

vs. UC DAVIS

OFFENSE: Isaiah Davis, Mason McCormick
DEFENSE: N/A
SPECIAL TEAMS: Hunter Dustman
SCOUT OFFENSE: Isaac Krael
SCOUT DEFENSE: Bryce Johnson
SCOUT SPECIAL TEAMS: Rhett Foster
EFFORT: Mike Morgan

vs. BUTLER

OFFENSE: Mark Gronowski, Mason McCormick
DEFENSE: Aaron Wolfcale-Holsten
SPECIAL TEAMS: Steven Arrell
SCOUT OFFENSE: Greyton Gannon
SCOUT DEFENSE: Max Polischuk
SCOUT SPECIAL TEAMS: Joe Ollman
EFFORT: Dalys Beanum

Kubacki, who joined the staff in July, brings a decade of collegiate coaching experience to Brookings. He spent the last five seasons at St. Olaf College in Northfield, Minnesota, following a five-year stint at St. Thomas, where he coached on both sides of the ball for a program that compiled a 56-8 record at the NCAA Division III level during his tenure.

ACADEMIC ALL-AMERICANS: South Dakota State University offensive lineman Wes Genant earned his fourth career selection to the CoSIDA Academic All-America Division I Football Team and defensive end Reece Winkelman also earned first-team recognition during the 2021 season.

Genant, a Parkston native, was honored on the first team with a 3.90 grade-point average as a human biology major. A multi-year starter at center, Genant also was a first-team selection in 2018 and 2020-21 after earning second-team recognition in 2017. He redshirted during the 2019 season while recovering from injury.

Winkelman, a native of Marshall, Minnesota, was selected with a 3.87 GPA as a business economics major. On the field, he was a second-team all-MVFC selection who led the team with 13.5 tackles for loss and ranked second with 5.5 sacks.

Genant is the only Jackrabbit football student-athlete to earn CoSIDA Academic All-America honors four times. SDSU has placed at least one player on the squad in 15 of the last 17 seasons, including multiple selections 13 times. Overall, SDSU football student-athletes have received Academic All-America recognition from CoSIDA 44 times since 1974.

The Academic All-America program recognizes the nation's top student-athletes for their combined performances on the field and in the classroom. Candidates, who are first nominated and honored at the district level, must be at least a sophomore in athletic and academic standing, a starter or key reserve on his team and carry at least a 3.3 GPA.

JACKS IN THE PROS: In preparation for the 2022 season, 10 former South Dakota State standouts were members of National Football League teams, continuing the Jackrabbits' long tradition of developing players into pro prospects.

Headlining the list is tight end Dallas Goedert of the Philadelphia Eagles. After being drafted in the second round of the 2018 NFL Draft, Goedert has gone on to record 201 receptions for 2,437 yards and 16 touchdowns in five seasons.

Goedert set a career high with 830 receiving yards on 56 catches during the 2021 season. He established career bests of 58 receptions and five touchdowns in 2019.

Linebacker Christian Rozeboom earned a Super Bowl ring with the Los Angeles Rams during the 2021 season. A member of the Rams' practice squad in 2020, Rozeboom made his NFL debut with the Kansas City Chiefs early in 2021 before returning to Los Angeles and seeing action mostly on special teams for the Rams for remainder of the regular season and postseason. He was credited with three tackles in 2021 and has registered one tackle thus far in 2022.

Also on an NFL roster in 2021 as practice squad members were cornerback Jordan Brown (Las Vegas Raiders) and Cade Johnson (Seattle Seahawks). Brown, who was originally drafted by the Cincinnati Bengals in 2019, moved on to the New Orleans Saints during the offseason, while Johnson returned to Seattle for training camp and was again assigned to the Seahawks' practice squad for the 2022 season.

For the first time since 1976, the Jackrabbits saw two players selected in the same NFL Draft. Running back Pierre Strong was a fourth-round selection by the New England Patriots, while quarterback Chris Oladokun was taken by the Pittsburgh Steelers. Strong has yet to see action this season for the Patriots.

Oladokun was released during training camp by the Steelers, but was picked up by the Kansas Chiefs and assigned to their practice squad.

Additionally, Don Gardner (Tampa Bay), Wes Genant (New Orleans), Michael Griffin II (Tennessee) and Aron Johnson (Baltimore) all received post-draft free agent offers.

2022 GAME HIGHS

INDIVIDUAL GAME HIGHS

RUSHING ATTEMPTS: 25, by Isaiah Davis, vs. UC Davis, 9-10-22
RUSHING YARDS: 112, by Isaiah Davis, vs. UC Davis, 9-10-22
RUSHING TOUCHDOWNS: 2, by Mark Gronowski, vs. UC Davis, 9-10-22
LONG RUSH: 23 yards, by Mark Gronowski, vs. Butler, 9-17-22
PASS ATTEMPTS: 26, by Mark Gronowski, at Iowa, 9-3-22
PASS COMPLETIONS: 17, by Mark Gronowski, vs. Butler, 9-17-22
YARDS PASSING: 279, by Mark Gronowski, vs. Butler, 9-17-22
TOUCHDOWN PASSES: 3, by Mark Gronowski, vs. Butler, 9-17-22
RECEPTIONS: 5, three times (last: by Jadon Janke and Canyon Bauer, vs. Butler, 9-17-22)
YARDS RECEIVING: 87, by Jadon Janke, vs. Butler, 9-17-22
RECEIVING TOUCHDOWNS: 1, four times
LONG RECEPTION: 54 yards, by Canyon Bauer, vs. Butler, 9-17-22
SACKS: 1.0, by Max Baloun, at Iowa, 9-3-22, and by Reece Winkelman, at Iowa, 9-3-22
TACKLES: 13, by Adam Bock, at Iowa, 9-3-22
TACKLES FOR LOSS: 1.0, by eight different players
INTERCEPTIONS: 1, three times (last: by Cale Reeder, vs. Butler, 9-17-22)
PASS BREAKUPS: 1, 12 times by 11 different players (two by DyShawn Gales)
FUMBLES FORCED: 1, by Adam Bock, at Iowa, 9-3-22
FUMBLES RECOVERED: 1, by three players (last: by Steven Arrell and Aaron Wolfcale-Holsten, vs. Butler, 9-17-22)
FIELD GOALS: 1, three times by Hunter Dustman (last: vs. Butler, 9-17-22)
LONG FIELD GOAL: 44 yards, by Hunter Dustman, at Iowa, 9-3-22
PUNTS: 11, by Hunter Dustman, at Iowa, 9-3-22
PUNTING AVERAGE (MIN. 3 PUNTS): 41.5 yards (11 punts), by Hunter Dustman, at Iowa, 9-10-22
LONG PUNT: 52 yards, by Hunter Dustman, at Iowa, 9-3-22, and by Michael Drotzmann, vs. Butler, 9-17-22
LONG PUNT RETURN: 12 yards, by Landon Wolf, vs. UC Davis, 9-10-22
LONG KICKOFF RETURN: 16 yards, by Tyler Feldkamp, at Iowa, 9-3-22
BLOCKED KICKS: 1, by Jarod DePriest, vs. UC Davis, 9-10-22

In addition, wide receiver Jake Wieneke has caught on with the Montreal Alouettes of the Canadian Football League. Through his first two seasons (2019, 2021), Wieneke recorded 95 total receptions for 1,467 yards with 19 touchdowns. He was named the CFL's East Division Most Outstanding Rookie.

So far in 2022, Wieneke has caught 31 passes for 337 yards and a touchdown.

Another former Jackrabbit standout, quarterback Taryn Christian, recently retired after a brief stint playing with the Ottawa Redblacks of the CFL.

Headlining the list of Jackrabbit pro football alumni are Hall of Famer Jim Langer and the NFL's career scoring leader, Adam Vinatieri.

Langer who played football at SDSU from 1967-69 and also was an All-American in baseball, played center on every offensive down during the Miami Dolphins' perfect season in 1972. He was a first-team All-Pro four times and was selected to play in six Pro Bowl games. He played with the Dolphins from 1970-79 before returning to his home state to finish his career with the Minnesota Vikings from 1980-81. Langer passed away in September 2019.

Vinatieri capped up his playing career after becoming the NFL's all-time scoring leader in 2018 as a member of the Indianapolis Colts. Over Vinatieri's 24 seasons, his totals include NFL bests of 599-of-715 on field goal attempts, 83.8 percent, and 2,673 career points. He also ranks second in career extra points with 874. In all, Vinatieri set 15 NFL records, including 21 100-point seasons.

Several other former Jackrabbit players and coaches have had ties to the professional game, including:

- Bryan Witzmann (player from 2010-13), played for several NFL teams as an offensive lineman from 2014-20;
- Steve Heiden (player from 1995-98), former tight end for the Chargers and Browns who is currently the tight ends coach for the Arizona Cardinals;
- Reed Burkhardt (player from 2004-07), former director of pro scouting for the Minnesota Vikings and now director of player personnel for the Denver Broncos;
- Glen Fox (player from 2006-09), director of pro personnel for the Arizona Cardinals after previously serving as a pro scout for 10 years;
- Shawn Mennenga (assistant coach from 2009-10), former special teams coordinator for the Cleveland Browns and Green Bay Packers;
- Trent Baalke (assistant coach from 1991-95), general manager of the Jacksonville Jaguars and formerly the GM for the San Francisco 49ers;
- Brad Seely, longtime special teams coordinator with numerous NFL teams.

DANA J. DYKHOUSE STADIUM: Jackrabbit football moved into a new home in September of 2016 with the completion of Dana J. Dykhous Stadium.

The stadium, which was constructed in phases on the site of SDSU's previous home field, Coughlin-Alumni Stadium, seats 19,340 spectators and cost \$65 million to build.

The stadium is being funded through private gifts and long-term revenue streams, including concessions and suite, loge box and ticket sales. Bonds are financing nearly two-thirds of the project's construction, with the remaining dollars coming from private support. Lead gifts totaling \$12.5 million from former Jackrabbit football player and Sioux Falls banker Dana Dykhous and philanthropist T. Denny Sanford were announced in October 2013.

The stadium officially opened Sept. 8, 2016, featuring a concert by country music superstars Luke Bryan, Little Big Town and Lee Brice as part of the Jacks Bash opening weekend.

The first football game was two days later, on Sept. 10, when the Jackrabbits defeated Drake, 56-28.

SDSU has gone on to post a 37-7 record at Dana J. Dykhous Stadium during its first five-plus seasons of operation, including an 8-1 mark in FCS playoff games.

The Jackrabbits went undefeated at home in 2018 at 7-0 and again during the 2020-21 spring season with a 5-0 mark.

GAME NOTES – SOUTH DAKOTA STATE at MISSOURI STATE

DANA J. DYKHOUSE STADIUM RECORDS

YEAR-BY-YEAR RECORDS

2016	6-1
2017	7-1
2018	7-0
2019	5-3
2020-21	5-0
2021	5-2
2022	2-0
TOTALS	37-7

ATTENDANCE TOP 10

Oct. 26, 2019 • vs. North Dakota State	19,371
Nov. 4, 2017 • vs. North Dakota State	18,130
Nov. 6, 2021 • vs. North Dakota State	18,122
Oct. 22, 2016 • vs. Youngstown State	17,730
Oct. 23, 2021 • vs. Northern Iowa	16,889
Sept. 17, 2016 • vs. Cal Poly	16,887
Sept. 17, 2022 • vs. Butler	16,414
Sept. 16, 2017 • vs. Drake	15,806
Nov. 12, 2016 • vs. South Dakota	15,345
Sept. 10, 2022 • vs. UC Davis	15,182

PRONUNCIATION GUIDE

COACHES

John Stiegelmeier	STIG-el-mey-er
Mark Kubacki	coo-BOCK-ee
Zach Lujan	LOO-hahn

PLAYERS

Steven Arrell	ah-RELL
Max Baloun	bah-LOON
Regan Bollweg	BOWL-wag
Evan Beerntsen	BURNT-sen
Josh Buri	BURR-eye
Michael Drotzmann	DRAHTS-man
Matthew Durrance	durr-ANTS
Caleb Franci	FRANCE-ill
Grahm Goering	GORE-ing
Mark Gronowski	grow-NOW-ski
Keaton Heide	HY-dee
Zach Heins	HINES
Colby Huerter	HURT-er
Jadon/Jaxon Janke	YON-kee
Randy Keumogne	cah-MOAN-yay
Isaac Krael	CRASS-ill
Aaron/Adam Kusler	COOSE-ler
Daeton Mcgaughy	Mc-GOY
Jaden Mueller	MEW-ler
Joe Ollman	OHL-man
Max Polischuk	PAHL-ah-shook
Jace Sifore	suh-FORE-ee
Davion Sterner	DAY-vee-on
Ryan Swoger	SWOH-gurr
Cade Terveer	tur-VEER
Ryan Van Marel	van MARR-ell
Ethan Vibert	VY-bert
Saiveon Williamson	SAY-vee-on

Dana J. Dykhause Stadium was designed by Kansas City-based Crawford Architects, with the construction firm JE Dunn serving as the project manager at risk and Henry Carlson Company of Sioux Falls serving as general contractor.

The stadium won the 2017 Alliant Build America Award from the Associated General Contractors of America South Dakota Building Chapter.

WORKING OVERTIME: South Dakota State holds a 5-6 record in 11 overtime games since overtime rules were implemented in the mid-1990s. The Jackrabbits have won four of their six overtime contests in Missouri Valley Football Conference games, including posting a 2-1 record at Dana J. Dykhause Stadium.

Following is a list of the Jackrabbits' overtime results:

SDSU 30, Nebraska-Omaha 27 [2 OT] • Oct. 17, 1998 — at Coughlin-Alumni Stadium
 Augustana 39, SDSU 33 [3 OT] • Oct. 19, 2002 — at Sioux Falls
 Southern Utah 23, SDSU 17 [2 OT] • Nov. 13, 2004 — at Cedar City, Utah
 Western Illinois 29, SDSU 26 [4 OT] • Aug. 30, 2007 — at Macomb, Ill.
 McNeese State 46, SDSU 44 [3 OT] • Oct. 4, 2008 — at Coughlin-Alumni Stadium
 SDSU 43, Missouri State 36 [2 OT] • Oct. 29, 2011 — at Springfield, Mo.
 SDSU 37, Northern Iowa 34 [2 OT] • Oct. 26, 2013 — at Coughlin-Alumni Stadium
 Western Illinois 30, SDSU 24 [2 OT] • Nov. 21, 2015 — at Macomb, Ill.
 SDSU 27, Illinois State 24 [OT] • Nov. 11, 2017 — at Dana J. Dykhause Stadium
 SDSU 54, Indiana State 51 [OT] • Oct. 6, 2018 — at Dana J. Dykhause Stadium
 Southern Illinois 42, SDSU 41 [OT] • Oct. 9, 2021 — at Dana J. Dykhause Stadium
 Overall, SDSU is 5-6 in overtime games

STIG SHOW: The John Stiegelmeier Radio Show airs Monday nights throughout the 2022 season.

The weekly, hour-long show begins at 6 p.m. Central Time and will originate in front of a live audience once again at Cubby's Sports Bar and Grill in downtown Brookings. Hosted by Tyler Merriam, the show airs along the Jackrabbit Sports Network, including flagship station WNAX 570 AM, and can be heard through the Jackrabbit app and online at GoJacks.com.

Weekly segments include interviews with Jackrabbit head coach John Stiegelmeier, student-athletes and others associated with SDSU football. Fans can submit questions through social media platforms and fans in attendance can register for weekly prizes.

A LOOK AHEAD: The Jackrabbits are scheduled to host Western Illinois in their Missouri Valley Football Conference home opener on Oct. 1. Kickoff for the Hall of Fame Game and Precision Ag Bowl is set for 2 p.m. at Dana J. Dykhause Stadium with the game scheduled to air on Midco Sports and ESPN+.

#4/5 SDSU 35, MISSOURI STATE 14

Nov. 2, 2019 • Robert W. Plaster Stadium (Att.: 5,189)

SPRINGFIELD, Mo. – South Dakota State racked up more than 500 yards of total offense and carried a shutout into the fourth quarter, defeating Missouri State, 35-14, in Missouri Valley Football Conference action Nov. 2 at Robert W. Plaster Stadium.

The Jackrabbits, ranked fourth in the STATS FCS media poll and fifth by the Football Championship Subdivision coaches, improved to 7-2 overall and 4-1 in the MVFC. Missouri State dropped to 1-7 overall and 1-4 in league play.

SDSU put together an eight-play, 67-yard scoring drive to take a 6-0 lead midway through the first quarter. A 19-yard reception by Cade Johnson pushed the ball across midfield and a 17-yard run by C.J. Wilson set up first and goal for the Jackrabbits. Freshman quarterback Keaton Heide finished off the drive with a 10-yard touchdown pass to Adam Anderson. It was Anderson's first touchdown catch of the season.

The extra point was no good.

The Heide-to-Anderson connection worked again on the next Jackrabbit scoring drive in the second quarter. The duo hooked up on a 44-yard pass play to the MSU 11, setting up Mikey Daniel's 1-yard touchdown run three plays later. SDSU converted on the two-point play as Heide hit a sliding Anderson in the back of the end zone for a 14-0 lead.

SDSU couldn't add to its lead before halftime despite an interception and 16-yard return by Josh Manchigiah to the Bears' 24-yard line moments later. Two penalties preceded a missed field goal.

Meanwhile, the Jackrabbit defense limited Missouri State to nine rushing yards in the first half and forced the Bears to four three-and-outs.

The Jackrabbits upped their lead to 21-0 in the third quarter, when C.J. Wilson cut through the line for a 41-yard touchdown run. Wilson finished with 97 yards on eight carries.

Both of Missouri State's fourth-quarter touchdowns were sandwiched around a pair of Jackrabbit scores. STATS FCS Walter Payton Award candidate Cade Johnson took a forward pitch from Pierre Strong, Jr. and weaved his way through the Bears' defense for an 89-yard touchdown for the first SDSU tally of the final stanza.

Strong capped the Jackrabbit scoring with a 1-yard touchdown run, which came after Michael Griffin II came away with the third takeaway of the game by the SDSU defense by recovering a fumble at the MSU 4. Strong led a balanced rushing attack with 99 yards on 18 carries as SDSU out-gained Missouri State, 232-90, on the ground.

Jeremiah Wilson put the Bears on the board with a 57-yard touchdown run 98 seconds into the fourth quarter and Jordan Murray closed out the scoring with a 23-yard touchdown reception from Peyton Huslig.

SDSU ended the game with a 526-249 advantage in total offense. Johnson led all players with five catches for 164 yards. In his first career start, Heide completed 11-of-19 passes for 173 yards.

For Missouri State, Huslig was 15-of-32 passing for 159 yards with a touchdown and two interceptions. Wilson gained 87 yards on 12 carries, with Murray leading the MSU receivers with four catches for 52 yards.

The SDSU defense, which forced Missouri State to punt 10 times, was led by Seven Wilson's career-high 12 tackles. Fellow linebacker Logan Backhaus added six stops.



Adam Anderson caught the first touchdown of the game and finished with three receptions for 62 yards in the Jackrabbits' 35-14 win at Missouri State on Nov. 2.

SCORE BY QUARTERS	1	2	3	4	FINAL
South Dakota State (7-2, 4-1)	6	8	7	14	35
Missouri State (1-7, 1-4)	0	0	0	14	14

SCORING SUMMARY

1st	12:01	SDSU – Adam Anderson 10 yd pass from Keaton Heide (kick failed)
2nd	4:56	SDSU – Mikey Daniel 1 yd run (Anderson pass from Heide)
3rd	3:45	SDSU – C.J. Wilson 41 yd run (Chase Vinatieri kick)
4th	13:22	MSU – Jeremiah Wilson 57 yd run (Parker Lacina kick)
4th	11:15	SDSU – Cade Johnson 89 yd pass from Pierre Strong, Jr. (Vinatieri kick)
4th	6:07	SDSU – Strong 1 yd run (Vinatieri kick)
4th	2:53	MSU – Jordan Murray 23 yd pass from Peyton Huslig (Lacina kick)

TEAM STATISTICS

	SDSU	MSU
FIRST DOWNS	18	15
RUSHES-YARDS (NET)	42-232	29-90
PASSING YDS (NET)	294	159
Passes Att-Comp-Int	23-14-0	32-15-2
TOTAL OFFENSE PLAYS-YARDS	65-526	61-249
Fumble Returns-Yards	0-0	0-0
Punt Returns-Yards	1-4	0-0
Kickoff Returns-Yards	3-33	2-22
Interception Returns-Yards	2-16	0-0
Punts (Number-Avg)	5-42.0	10-41.3
Fumbles-Lost	2-2	1-1
Penalties-Yards	9-77	5-40
Possession Time	32:46	27:14
Third-Down Conversions	4 of 11	2 of 13
Fourth-Down Conversions	0 of 1	0 of 0
Red-Zone Scores-Chances	3-5	0-0
Sacks By: Number-Yards	3-14	0-0

RUSHING LEADERS: SDSU - Pierre Strong, Jr. 18-99; C.J. Wilson 8-97; Mikey Daniel 8-18. MSU - Jeremiah Wilson 12-87; Myron Mason 3-6. **PASSING LEADERS:** SDSU - Keaton Heide 11-19-0 173; Pierre Strong, Jr. 2-2-0 108; Kanin Nelson 1-2-0 13. MSU - Peyton Huslig 15-32-2 159. **RECEIVING LEADERS:** SDSU - Cade Johnson 5-164; Adam Anderson 3-62; Deyon Campbell 2-25; Jaxon Janke 2-21. MSU - Jordan Murray 4-52; Tyler Currie 3-23; Damorie Vick 2-28. **INTERCEPTIONS:** SDSU - Josh Manchigiah 1-16; Diamond Evans 1-0. MSU - none. **SACKS:** SDSU - Quinton Hicks 1.5-9; Xavier Ward 1.0-2; Ryan Earith 0.5-3. MSU - none. **TACKLE LEADERS (UA-A-TOT):** SDSU - Seven Wilson 3-9-12; Logan Backhaus 4-2-6; Payton Shafer 2-2-4; Josh Manchigiah 2-2-4; Preston Tetzlaff 1-3-4. MSU - McNeece Egbim 5-5-10; Jaylin Henderson 5-4-9; Angelo Garbutt 4-3-7; Kam Carter 3-4-7; Tylar Wiltz 1-6-7.

DEPTH CHART vs. MISSOURI STATE

OFFENSE

LT	74	GARRET GREENFIELD, 6-6, 305, Sr., Rock Valley, Iowa
	66	Brady Beck, 6-8, 305, Jr., Sioux Falls, S.D.
LG	60	MASON McCORMICK, 6-4, 305, Sr., Sioux Falls, S.D.
	64	Ethan Vibert, 6-4, 305, Jr., Regina, Saskatchewan
C	50	Gus Miller, 6-3, 295, So., Brookings, S.D.
	79	Jhareth Bloomenrader, 6-5, 290, Jr., Highmore, S.D.
RG	61	Evan Beerntsen, 6-4, 300, Jr., De Pere, Wis.
or	78	John O'Brian, 6-5, 300, Jr., Eaton Rapids, Mich.
RT	78	John O'Brian, 6-5, 300, Jr., Eaton Rapids, Mich.
or	70	Colby Christensen, 6-8, 280, So., West Des Moines, Iowa
	66	Brady Beck, 6-8, 305, Jr., Sioux Falls, S.D.
TE	87	ZACH HEINS, 6-7, 260, Sr., Sioux Falls, S.D.
	34	Mike Morgan, 6-3, 235, Sr., New Lenox, Ill.
TE	34	Mike Morgan, 6-3, 235, Sr., New Lenox, Ill.
	80	Nate Sullivan Jr., So., 6-2, 225, So., Bellevue, Neb.
WR	5	Landon Wolf, 5-10, 160, Grad., Tulsa, Okla.
or	4	CANYON BAUER, 6-0, 195, Jr., Sioux Falls, S.D.
(Z-Back)	8	Tyler Feldkamp, 6-0, 195, So., Sioux Falls, S.D.
WR	1	JADON JANKE, 6-3, 210, Sr., Madison, S.D.
(X-Back)	15	Devon Cole Jr., 5-9, 165, So., Clermont, Fla.
WR	10	JAXON JANKE, 6-3, 210, Sr., Madison, S.D.
(W-Back)	19	A.J. Coons, 6-4, 215, So., Solon, Iowa
QB	11	Mark Gronowski, 6-3, 220, So., Naperville, Ill.
	2	Rudy Voss, 6-3, 210, So., Lakefield, Minn.
	16	Jon Bell, 6-3, 190, R-Fr., Naperville, Ill.
RB	22	Isaiah Davis, 6-1, 220, Jr., Joplin, Mo.
	3	Amar Johnson, 5-11, 190, So., O'Fallon, Mo.

Returning starters indicated in CAPS

DEFENSE

DE	97	REECE WINKELMAN, 6-4, 245, Sr., Marshall, Minn.
	53	Caden Johnson, 6-3, 235, Jr., Wahoo, Neb.
	90	Randy Keumogne, 6-3, 230, Jr., Oakdale, Minn.
NT	98	Ryan Van Marel, 6-4, 280, Sr., Sheldon, Iowa
	93	Max Baloun, 6-6, 245, So., Redfield, S.D.
DT	99	CALEB SANDERS, 6-1, 270, Sr., Glenwood, Iowa
	52	Jarod DePriest, 6-5, 270, Jr., Trivoli, Ill.
DE	94	Cade Terveer, 6-3, 250, Sr., Brandon, S.D.
	48	Quinton Hicks, 6-2, 245, Sr., Wichita, Kan.
LB	29	Graham Spalding, 6-1, 205, Jr., Oviedo, Fla.
(Will) or	11	Jason Freeman, 5-9, 220, Jr., Zion, Ill.
LB	32	ADAM BOCK, 6-1, 215, Jr., Solon, Iowa
(Mike)	6	Saiveon Williamson, 6-1, 205, Sr., Waseca, Minn.
	30	Payton Shafer, 6-0, 210, Sr., Cottage Grove, Minn.
LB	0	Daeton Mcgaughy, 6-0, 210, Jr., Elwood, Kan.
(Sam)	42	Davion Sterner, 6-0, 190, So., Alvord, Iowa
CB	1	Malik Lofton, 5-10, 190, Sr., Minneapolis, Minn.
	26	Steven Arrell, 6-2, 190, So., Brooklyn Park, Minn.
FS	25	CALE REEDER, 6-0, 180, Jr., Yorkville, Ill.
	14	Colby Huerter, 6-1, 195, So., Katy, Texas
SS	35	Chase Norblade, 6-1, 185, Sr., Papillion, Neb.
	37	Tucker Large, 5-11, 170, R-Fr., Sioux Falls, S.D.
	23	Matthew Durrance, 6-2, 195, R-Fr., Lutz, Fla.
RCB	5	DYSHAWN GALES, 5-11, 190, Jr., North Chicago, Ill.
	7	Dalys Beanum, 6-1, 185, Jr., Omaha, Neb.

SPECIAL TEAMS

PK	10	Hunter Dustman, 6-3, 230, Jr., East Bethel, Minn.
	99	Jack Green, 6-3, 195, R-Fr., Rapid City, S.D.
P	10	HUNTER DUSTMAN, 6-3, 230, Jr., East Bethel, Minn.
	47	Michael Drotzmann, 6-3, 210, Jr., Yankton, S.D.
Snaps	48	Jaden Mueller, 6-1, 205, So., Johnston, Iowa
	95	Zac Wilson, 6-3, 235, Jr., Chipley, Fla.
Holder	47	Michael Drotzmann, 6-3, 210, Jr., Yankton, S.D.
or	13	Keaton Heide, 6-3, 205, Sr., Wayzata, Minn.
KOR	8	Tyler Feldkamp, 6-0, 195, So., Sioux Falls, S.D.
	1	Jadon Janke, 6-3, 210, Sr., Madison, S.D.
KOR	3	Amar Johnson, 5-11, 190, So., O'Fallon, Mo.
	22	Isaiah Davis, 6-1, 220, Jr., Joplin, Mo.
PR	5	Landon Wolf, 5-10, 160, Grad., Tulsa, Okla.
or	8	Tyler Feldkamp, 6-0, 195, So., Sioux Falls, S.D.

COACHING STAFF

Head Coach: John Stiegelmeier [F]
 Assistant Head Coach/Defensive Coordinator/Linebackers: Jimmy Rogers [B]
 Offensive Coordinator/Quarterbacks: Josh Lujan [B]
 Special Teams Coordinator/Cornerbacks: Rob Erickson [B]
 Passing Game Coordinator/Wide Receivers: Josh Davis [F]
 Run Game Coordinator/Offensive Line: Ryan Olson [F]

Defensive Run Game Coordinator/Defensive Line: Christian Smith [F]
 Running Backs: Andre Crenshaw [F]
 Tight Ends: Ryan Olson [F]
 Safeties: Jesse Bobbit [F]
 Assistant Defensive Line: Mark Kubacki [B]
 Graduate Assistants/Quality Control: Chuck Case, Evan Traxler, Sean Hupke



South Dakota State University JACKRABBITS

2022 Football Roster

No.	NAME	Pos	Ht	Wt	Yr	HOMETOWN	No.	NAME	Pos	Ht	Wt	Yr	HOMETOWN
0	Daeton Mcgaughy	LB	6-0	210	Jr.	Elwood, Kan.	47	Michael Drotzmann	P	6-3	210	Jr.	Yankton, S.D.
1	Jadon Janke	WR	6-3	210	*Sr.	Madison, S.D.	47	Kytan Fyfe	LB	6-2	195	Fr.	Grand Island, Neb.
1	Malik Lofton	CB	5-10	190	Sr.	Minneapolis, Minn.	48	Quinton Hicks	DE	6-3	245	*Sr.	Wichita, Kan.
2	Isaiah Stalbird	LB	6-1	200	*Sr.	Kearney, Neb.	48	Jaden Mueller	LS	6-1	205	So.	Johnston, Iowa
2	Rudy Voss	QB	6-3	210	So.	Lakefield, Minn.	49	Bryce Johnson	LB	6-3	200	Fr.	Parker, Colo.
3	Amar Johnson	RB	5-11	190	So.	O'Fallon, Mo.	50	Noah Jessup	DE	6-5	225	R-Fr.	Franklin, Wis.
3	Dontay Johnson	S	6-1	170	Fr.	Fort Collins, Colo.	50	Gus Miller	OL	6-3	295	So.	Brookings, S.D.
4	Canyon Bauer	WR	6-0	195	Jr.	Sioux Falls, S.D.	51	Logan Green	DT	6-3	270	Fr.	Northboro, Iowa
5	DyShawn Gales	CB	5-11	190	*Sr.	North Chicago, Ill.	52	Jared DePriest	DT	6-5	270	Jr.	Trivoli, Ill.
5	Landon Wolf	WR	5-10	160	Grad.	Tulsa, Okla.	53	Caden Johnson	DE	6-3	235	Jr.	Wahoo, Neb.
6	Saiveon Williamson	LB	6-1	205	*Sr.	Waseca, Minn.	54	Jalen Lee	OL	6-2	305	So.	Robbins, Ill.
7	Dalys Beanum	CB	6-1	185	Jr.	Omaha, Neb.	55	Aaron Wolfcale-Holsten	DT	6-2	285	R-Fr.	Gilbert, Ariz.
7	Chase Mason	QB	6-4	225	R-Fr.	Hurley, S.D.	57	Levi Vanden Bos	DE	6-3	225	R-Fr.	Rock Valley, Iowa
8	Tyler Feldkamp	WR	6-0	195	So.	Sioux Falls, S.D.	58	Aidan Murphy	DE	6-4	230	Fr.	Magna, Utah
9	Caleb Franci	LB	6-0	185	Jr.	Grand Island, Neb.	59	Grant Conaway	DT	6-3	270	Jr.	Huntington Beach, Calif.
10	Hunter Dustman	K/P	6-3	230	Jr.	East Bethel, Minn.	60	Mason McCormick	OL	6-4	305	*Sr.	Sioux Falls, S.D.
10	Jaxon Janke	WR	6-3	210	*Sr.	Madison, S.D.	61	Evan Beerntsen	OL	6-4	300	Jr.	De Pere, Wis.
11	Jason Freeman	LB	5-9	200	Jr.	Zion, Ill.	62	Derrick Brown	OL	6-5	310	R-Fr.	Mesa, Ariz.
11	Mark Gronowski	QB	6-3	220	So.	Naperville, Ill.	64	Ethan Vibert	OL	6-4	305	Jr.	Regina, Saskatchewan
12	Regan Bollweg	TE	6-3	230	R-Fr.	Highmore, S.D.	66	Brady Beck	OL	6-8	305	Jr.	Sioux Falls, S.D.
13	Aydan Dautermann	CB	6-1	185	R-Fr.	Hartford, Wis.	67	Brennan Leines	OL	6-2	320	Fr.	Wagner, S.D.
13	Keaton Heide	QB	6-3	205	*Sr.	Wayzata, Minn.	69	Quinten Christensen	OL	6-4	275	Fr.	Wessington Springs, S.D.
14	Colby Huerter	S	6-1	195	So.	Katy, Texas	70	Colby Christensen	OL	6-8	280	So.	West Des Moines, Iowa
15	Devon Cole Jr.	WR	5-9	165	So.	Clermont, Fla.	71	J.T. Gulbraa	OL	6-4	290	Fr.	Wallace, S.D.
15	Timothy Croskey	CB	6-0	170	R-Fr.	Buckeye, Ariz.	74	Garret Greenfield	OL	6-6	305	*Sr.	Rock Valley, Iowa
16	Jon Bell	QB	6-3	190	R-Fr.	Naperville, Ill.	75	Dawson Rudd	OL	6-5	260	Fr.	Claremore, Okla.
17	Jeff Becker	QB	6-0	205	Fr.	Fort Wayne, Ind.	76	Bo Donald	OL	6-6	300	Jr.	Kimball, S.D.
17	Abe Hoskins III	CB	6-2	185	So.	Omaha, Neb.	77	Michael Reed	OL	6-3	325	R-Fr.	Sparta, Wis.
18	Graham Goering	WR	6-2	190	R-Fr.	Iowa City, Iowa	78	John O'Brian	OL	6-5	300	Jr.	Eaton Rapids, Mich.
19	A.J. Coons	WR	6-4	215	So.	Solon, Iowa	79	Jhareth Bloomerader	OL	6-5	290	Jr.	Highmore, S.D.
19	Max Polischuk	S	6-1	190	Fr.	Regina, Saskatchewan	80	Nate Sullivan Jr.	TE	6-2	225	So.	Bellevue, Neb.
20	Myles Taylor	CB	6-1	180	R-Fr.	Gilbert, Ariz.	81	Rhett Foster	WR	6-3	185	Fr.	Smithville, Mo.
21	Angel Johnson	RB	5-10	185	R-Fr.	Irene, S.D.	82	Jason Harris	WR	6-0	210	Fr.	New Lenox, Ill.
22	Isaiah Davis	RB	6-1	220	Jr.	Joplin, Mo.	83	David Alpers	TE	6-6	225	Fr.	Sioux Falls, S.D.
23	Matthew Durrance	S	6-2	195	R-Fr.	Lutz, Fla.	84	Daxon Lindholm	WR	5-10	160	R-Fr.	Glendale, Ariz.
24	Derrick Johnson	RB	6-0	200	Fr.	Austin, Texas	85	Tucker Kraft	TE	6-5	255	Jr.	Timber Lake, S.D.
25	Cale Reeder	S	6-0	180	Jr.	Yorkville, Ill.	86	Patrick Hoffmann	WR	6-1	200	So.	Naperville, Ill.
26	Steven Arrell	CB	6-2	190	So.	Brooklyn Park, Minn.	87	Zach Heins	TE	6-7	260	*Sr.	Sioux Falls, S.D.
27	Noah Thompson	S	6-1	180	Fr.	Brandon, S.D.	88	Greyton Gannon	TE	6-4	215	Fr.	Eagle, Wis.
28	Josh Buri	RB	5-11	210	R-Fr.	Stewartville, Minn.	89	Brody Gormley	TE	6-7	225	Fr.	Topeka, Kan.
29	Graham Spalding	LB	6-1	205	Jr.	Oviedo, Fla.	90	Randy Keumogne	DE	6-3	230	Jr.	Oakdale, Minn.
30	Payton Shafer	LB	6-0	210	*Sr.	Cottage Grove, Minn.	91	Hayden Muirhead	TE	6-6	230	R-Fr.	Sioux Falls, S.D.
31	Jalen B. Lee	CB	6-2	180	Fr.	Wentzville, Mo.	91	Jace Sifore	DT	6-4	265	Fr.	Howard, S.D.
32	Adam Bock	LB	6-1	215	Jr.	Solon, Iowa	92	Brian Williams	DT	6-1	290	Jr.	Chippley, Fla.
33	Justin Harris	RB	5-10	185	Fr.	New Lenox, Ill.	93	Max Baloun	DT	6-6	245	So.	Redfield, S.D.
34	Mike Morgan	TE/FB	6-3	235	*Sr.	New Lenox, Ill.	94	Cade Terveer	DE	6-3	250	*Sr.	Brandon, S.D.
34	Ryan Swoger	S	6-2	175	R-Fr.	Tucson, Ariz.	95	Zac Wilson	DE	6-3	235	Jr.	Chippley, Fla.
35	Chase Norblade	S	6-1	185	*Sr.	Papillion, Neb.	96	Zach Brummels	K	6-4	190	Fr.	Brandon, S.D.
36	Dane Miller	WR	6-3	180	Fr.	Hardy, Neb.	97	Luke Fenton	K/P	6-0	185	Fr.	Omaha, Neb.
37	Tucker Large	S	5-11	170	R-Fr.	Sioux Falls, S.D.	97	Reece Winkelman	DE	6-4	245	Sr.	Marshall, Minn.
38	Trevor Scott	LB	5-11	200	Fr.	Kansas City, Mo.	98	Ryan Van Marel	DT	6-4	280	*Sr.	Sheldon, Iowa
39	Isaac Krael	RB	5-11	180	Fr.	Crete, Neb.	99	Jack Green	K	6-3	195	R-Fr.	Rapid City, S.D.
40	Aaron Kusler	LB	6-2	220	So.	Sioux Falls, S.D.	99	Caleb Sanders	DT	6-1	270	Sr.	Glenwood, Iowa
41	Joe Ollman	LB	6-2	210	Fr.	Mequon, Wis.							
42	Davion Sterner	LB	6-0	190	So.	Alvord, Iowa							
43	Adam Kusler	LB	6-3	215	So.	Sioux Falls, S.D.							
44	Kevin Brenner	DE	6-3	240	Jr.	Silver Lake, Wis.							
45	Kaden Johnson	LB	6-2	205	Fr.	La Vista, Neb.							
46	Cullen McShane	LB	6-2	210	Fr.	Marquette, Iowa							

*denotes student-athlete has additional year of eligibility remaining after 2021 season



JOHN STIEGELMEIER

Head Coach

26th Season (187-112 record — all at SDSU)

Alma Mater: South Dakota State, 1979

FOOTBALL HONORS AND RECORDS:

- Ranks first on SDSU career football coaching victories list with 187-112 record (.625 winning percentage) in 25 seasons — passed Ralph Ginn, who compiled a 113-89-9 record in 22 seasons from 1947-68, with 41-3 victory over UW-Oshkosh on Sept. 20, 2014
- Has led teams to winning records in 21 of his 25 full seasons, including 16 of 18 at the Division I Football Championship Subdivision level
- Since moving to the Football Championship Subdivision in 2004, the Jackrabbits have a 145-79 overall record (.647 winning percentage) with three double-digit-win seasons (2017, 2018, 2021)
- His 76 victories in Missouri Valley Football Conference play rank second in league history, while his 119 overall wins since joining the league in 2008 also rank second among all-time league coaches
- 1999 North Central Conference Coach of the Year
- 2007 Great West Football Conference Coach of the Year after leading SDSU to first conference title in 44 years
- 2007 American Football Coaches Association FCS Region 5 Coach of the Year
- Liberty Mutual Coach of the Year Finalist in 2007 and 2009
- 2014 recipient of the Ralph Ginn Award for Coaching Excellence at South Dakota State University
- 2015 finalist for STATS FCS Coach of the Year Award
- 2016 Bruce Craddock Missouri Valley Football Conference Coach of the Year after leading team to first MVFC title
- 2016 AFCA FCS Region 4 Coach of the Year
- Led SDSU to share of MVFC title during the 2020-21 spring season

PLAYOFF EXPERIENCE:

- Has led Jackrabbits to 11 FCS playoff appearances (2009, 2012, 2013, 2014, 2015, 2016, 2017, 2018, 2019, 2020-21, 2021) and has a 14-11 playoff record
- SDSU hosted playoff games in 2012, 2016, 2017, 2018, 2019, 2020-21 and 2021
- The Jackrabbits reached the FCS semifinals in 2017, 2018, 2020-21 and 2021, and the national championship game in 2020-21
- SDSU was a top-eight seed five seasons in a row (2016-20/21) and was the No. 1 seed in 2020-21
- Served as a student assistant on SDSU's lone NCAA Division II playoff-qualifying team in 1979

OTHER NOTES:

- The Jackrabbits have compiled a 118-34 (.776) home record in Coach Stig's 26 seasons as head coach
- SDSU has a 243-151 (.617) overall record since Coach Stig joined the coaching staff as a full-time assistant in 1988 and has posted a winning record in 28 of 34 full seasons
- Served as secondary coach and recruiting coordinator from 1988-90 under Wayne Haensel
- Served as defensive coordinator from 1991-96 under Mike Daly
- Jackrabbit student-athletes have earned CoSIDA Academic All-America recognition 31 times
- SDSU received the MVFC Team Academic Award each of its first nine seasons in the league

MILESTONE WINS:

- No. 1: SDSU 17, UC Davis 7 [first game as head coach] (Sept. 13, 1997 at Davis, Calif.)
- No. 2 [first home win and first NCC victory]: SDSU 20, St. Cloud State 16 (Oct. 11, 1997, at Brookings)
- No. 25: SDSU 34, Ferris State (Mich.) 24 (Sept. 1, 2001, at Brookings)
- No. 45 [first win over FCS opponent]: SDSU 31, Southern (La.) 24 (Sept. 25, 2004, at Baton Rouge, La.)
- No. 50: SDSU 69, Valparaiso (Ind.) 6 (Sept. 10, 2005, at Brookings)
- No. 69 [first MVFC victory]: SDSU 40, Youngstown State 7 (Sept. 6, 2008, at Brookings)
- No. 75: SDSU 25, North Dakota State 24 (Nov. 22, 2008, at Fargo, N.D.)
- No. 100: SDSU 16, Southern Illinois 12 (Nov. 3, 2012, at Carbondale, Ill.)
- No. 102 [first playoff victory]: SDSU 58, Eastern Illinois 10 (Nov. 24, 2012, at Brookings)
- No. 113 [SDSU record-tying victory]: SDSU 26, Southern Utah 6 (Sept. 13, 2014, at Cedar City, Utah)
- No. 114 [SDSU record-breaking victory]: SDSU 41, UW-Oshkosh 3 (Sept. 20, 2014, at Brookings)
- No. 125: SDSU 38, Youngstown State 8 (Oct. 17, 2015, at Youngstown, Ohio)
- No. 136 [clinch first MVFC title]: SDSU 45, Northern Iowa 24 (Nov. 19, 2016, at Cedar Falls, Iowa)
- No. 142 [100th win as FCS program]: SDSU 62, Missouri State 30 (Oct. 21, 2017, at Springfield, Mo.)
- No. 150: SDSU 90, Arkansas-Pine Bluff 6 (Sept. 15, 2018, at Brookings)
- No. 171 [clinch share of MVFC title]: SDSU 27, North Dakota State 17 (April 17, 2021, at Fargo, N.D.)
- No. 175: SDSU 42, Colorado State 23 (Sept. 3, 2021, at Fort Collins, Colo.)

COACH STIG'S

YEAR-BY-YEAR RECORDS

NORTH CENTRAL CONFERENCE

YEAR	OVERALL	CONF
1997	4-6	3-6
1998	6-5	5-4
1999	8-3	6-3
2000	6-5	4-5
2001	5-6	4-4
2002	6-4	4-4
2003	7-4	4-3
TOTALS	42-33	30-29

GREAT WEST FOOTBALL CONFERENCE

YEAR	OVERALL	CONF
2004	6-5	2-3
2005	6-5	3-2
2006	7-4	3-1
2007	7-4	4-0
TOTALS	26-18	12-6

MISSOURI VALLEY FOOTBALL CONF.

YEAR	OVERALL	CONF
2008	7-5	6-2
2009	8-4	7-1
2010	5-6	4-4
2011	5-6	4-4
2012	9-4	6-2
2013	9-5	5-3
2014	9-5	5-3
2015	8-4	5-3
2016	9-4	7-1
2017	11-3	6-2
2018	10-3	6-2
2019	8-5	5-3
2020-21	8-2	5-1
2021	11-4	5-3
2022	2-1	0-0
TOTALS	119-61	76-34
OVERALL TOTALS	187-112	118-69



32-ADAM BOCK

6-1, 215, Junior • Linebacker

Solon, Iowa (Solon H.S.)

FOOTBALL HONORS AND HIGHLIGHTS:

- Stats Perform FCS Buck Buchanan Award Finalist (2021)
- HERO Sports FCS All-America First Team (2021)
- Stats Perform FCS All-America Second Team (2021)
- HERO Sports FCS Sophomore All-America Team (2021)
- HERO Sports FCS Freshman All-America Team (2020-21)
- All-Missouri Valley Football Conference First Team (2021)
- MVFC All-Newcomer Team (2020-21)
- MVFC Defensive Player of the Week (April 17, 2021; Sept. 3, 2022)
- MVFC All-Academic First Team (2021)
- MVFC Commissioner's Academic Excellence Award (2020-21)
- MVFC Honor Roll (2019, 2020-21, 2021)
- Team Captain (2022)
- Returned interception 39 yards for touchdown in Nov. 27, 2021 FCS playoff game versus UC Davis
- Blocked and returned PAT for defensive extra point Oct. 30, 2021 at Youngstown State

SDSU SINGLE-SEASON TACKLES

1. Ross Shafrath, 2012	150
2. R.C. Kilgore, 2013	134
3. Christian Rozeboom, 2016	132
4. Christian Rozeboom, 2017	127
5. Adam Bock, 2021.....	125
6. T.J. Lally, 2014	117
7. Chris Coauette, 2004.....	115
8. Christian Rozeboom, 2019	111
9. Jimmy Rogers, 2007	110
Jesse Bobbit, 2016	110

Note: Tackles not officially recognized as an NCAA statistic until 2000

ADAM BOCK'S CAREER STATISTICS

YEAR	G	SOLO	AST	TOTAL	TFL-Yds	SACK-Yds	PBU	INT-Yds	BK	FR-Yds	FF
2019	4	3	1	4	0-0	0-0	0	0-0	0	0-0	0
2020-21	10	36	38	74	5.5-20	2.0-15	0	0-0	0	0-0	0
2021	15	66	59	125	9.5-31	2.5-15	6	2-55	1	0-0	2
2022	3	15	11	26	1.0-1	0-0	0	0-0	0	1-0	1
CAREER	32	120	109	229	16.0-52	4.5-30	6	2-55	1	1-0	3

ADAM BOCK'S 2019 GAME-BY-GAME STATISTICS

Game	Solo	Ast	Total	TFL-Yds	Sack-Yds	Int-Yds	FF	FR
Drake	0	0	0	0-0	0-0	0-0	0	0
North Dakota St.	0	0	0	0-0	0-0	0-0	0	0
Illinois State	2	0	2	0-0	0-0	0-0	0	0
Northern Iowa	1	1	2	0-0	0-0	0-0	0	0
Season Totals	3	1	4	0-0	0-0	0-0	0	0

ADAM BOCK'S 2020-21 GAME-BY-GAME STATISTICS

Game	Solo	Ast	Total	TFL-Yds	Sack-Yds	Int-Yds	FF	FR
Northern Iowa	4	1	5	1.0-7	1.0-7	0-0	0	0
North Dakota	0	0	0	0-0	0-0	0-0	0	0
Western Illinois	3	5	8	0-0	0-0	0-0	0	0
Youngstown St.	1	1	2	0-0	0-0	0-0	0	0
Southern Illinois	2	8	10	0-0	0-0	0-0	0	0
North Dakota St.	8	5	13	2.5-4	0-0	0-0	0	0
Holy Cross	3	6	9	0-0	0-0	0-0	0	0
Southern Illinois	7	6	13	1.0-1	0-0	0-0	0	0
Delaware	4	2	6	1.0-8	1.0-8	0-0	0	0
Sam Houston	4	4	8	0-0	0-0	0-0	0	0
Season Totals	36	38	74	5.5-20	2.0-15	0-0	0	0

ADAM BOCK'S 2021 GAME-BY-GAME STATISTICS

Game	Solo	Ast	Total	TFL-Yds	Sack-Yds	Int-Yds	FF	FR
Colorado State	7	1	8	2.0-3	0-0	0-0	0	0
Lindenwood	2	1	3	0-0	0-0	0-0	0	0
Indiana State	0	10	10	0.5-0	0-0	1-16	0	0
Dixie State	2	1	3	0-0	0-0	0-0	0	0
Southern Illinois	10	7	17	0.5-2	0.5-2	0-0	1	0
Western Illinois	5	2	7	0-0	0-0	0-0	0	0
Northern Iowa	6	4	10	0-0	0-0	0-0	0	0
Youngstown St.	2	1	3	0.5-1	0-0	0-0	0	0
North Dakota St.	5	8	13	2.5-8	1.0-2	0-0	1	0
South Dakota	11	3	14	2.0-13	1.0-11	0-0	0	0
North Dakota	5	7	12	1.0-2	0-0	0-0	0	0
UC Davis	3	3	6	0-0	0-0	0-0	0	0
Sacramento St.	1	5	6	0-0	0-0	0-0	0	0
Villanova	3	4	7	0-0	0-0	0-0	0	0
Montana State	4	2	6	0.5-2	0-0	0-0	0	0
Season Totals	66	59	125	9.5-31	2.5-15	1-16	2	0

Note: Blocked and returned extra point for 2-point defensive conversion Oct. 30 at Youngstown State

ADAM BOCK'S 2022 GAME-BY-GAME STATISTICS

Game	Solo	Ast	Total	TFL-Yds	Sack-Yds	Int-Yds	FF	FR
Iowa	6	7	13	0-0	0-0	0-0	1	1
UC Davis	6	3	9	1.0-1	0-0	0-0	0	0
Butler	3	1	4	0-0	0-0	0-0	0	0
Season Totals	15	11	26	1.0-1	0-0	0-0	1	1



22-ISAIAH DAVIS

6-1 220, Junior • Running Back
Joplin, Missouri (Joplin H.S.)

FOOTBALL HONORS AND HIGHLIGHTS:

- HERO Sports FCS Sophomore All-America Team (2021)
- HERO Sports FCS Freshman All-America Team (2020-21)
- Phil Steele Co-Spring FCS Playoff MVP (2020-21)
- All-Missouri Valley Football Conference Honorable Mention (2020-21)
- MVFC All-Newcomer Team (2020-21)
- MVFC Newcomer of the Week (March 20, 2021)
- MVFC Commissioner's Academic Excellence Award (2021)
- MVFC Honor Roll (2020-21, 2021)
- Led team in rushing yards (818) and touchdowns (10) as a true freshman during 2020-21 season
- Has topped the 100-yard mark for rushing eight times during career, five of which have come in FCS playoff games
- In first career start, tallied 150 yards on 22 carries and scored three touchdowns, including a 45-yard score, in regular season road win at Southern Illinois on March 20, 2021
- Tallied 305 all-purpose yards (178 rushing, 114 kickoff returns, 13 receiving) in Football Championship Subdivision national title game
- Began his collegiate career by rushing 81 times before being tackled for a loss

ISAIAH DAVIS' CAREER STATISTICS

Year	Rush	Yds	Avg	TD	LG	Rec	Yds	TD	LG	KOR	Yds	Avg	TD	LG
2020-21	96	818	8.5	10	*85	7	107	0	36	7	228	32.6	0	50
2021	95	701	7.4	7	53	2	8	0	8	0	0	0.0	0	0
2022	54	236	3.8	0	14	6	49	0	17	0	0	0.0	0	0
Career	245	1,755	7.2	17	*85	15	164	0	36	7	228	32.6	0	50

* denotes touchdown

ISAIAH DAVIS' 2020-21 GAME-BY-GAME STATISTICS

Game	Rush	Yds	TD	LG	Rec	Yds	TD	LG	KOR	Yds	TD	LG
Northern Iowa	1	2	0	2	1	18	0	18	0	0	0	0
North Dakota	2	6	0	6	0	0	0	0	0	0	0	0
Western Illinois	9	118	1	*40	0	0	0	0	1	28	0	28
Youngstown State	3	12	0	8	0	0	0	0	0	0	0	0
Southern Illinois	22	150	3	*45	0	0	0	0	1	36	0	36
North Dakota State	16	84	1	13	3	36	0	23	0	0	0	0
Holy Cross	10	156	1	*60	0	0	0	0	0	0	0	0
Southern Illinois	10	42	1	12	1	4	0	4	1	50	0	50
Delaware	9	70	0	36	1	36	0	36	0	0	0	0
Sam Houston	14	178	3	*85	1	13	0	13	4	114	0	40
Season Totals	96	818	10	*85	7	107	0	36	7	228	0	50

ISAIAH DAVIS' 2021 GAME-BY-GAME STATISTICS

Game	Rush	Yds	TD	LG	Rec	Yds	TD	LG	PR	Yds	TD	LG
Colorado State	15	84	1	32	0	0	0	0	1	1	0	1
Lindenwood	3	41	0	24	0	0	0	0	0	0	0	0
North Dakota	9	64	0	22	0	0	0	0	0	0	0	0
UC Davis	15	217	1	53	0	0	0	0	0	0	0	0
Sacramento State	19	108	2	11	1	8	0	8	1	17	0	17
Villanova	25	174	3	32	0	0	0	0	0	0	0	0
Montana State	9	13	0	8	1	0	0	0	0	0	0	0
Season Totals	95	701	7	53	2	8	0	8	2	18	0	17

Note: Missed eight games due to injury

ISAIAH DAVIS' 2022 GAME-BY-GAME STATISTICS

Game	Rush	Yds	TD	LG	Rec	Yds	TD	LG	PR	Yds	TD	LG
Iowa	18	50	0	12	5	32	0	12	0	0	0	0
UC Davis	25	112	0	13	0	0	0	0	0	0	0	0
Butler	11	74	0	14	1	17	0	17	0	0	0	0
Season Totals	54	236	0	14	6	49	0	17	0	0	0	0



11-MARK GRONOWSKI

6-3, 220, Sophomore • Quarterback
Naperville, Illinois (Neuqua Valley H.S.)

FOOTBALL HONORS AND HIGHLIGHTS:

- Phil Steele FCS Freshman of the Year (2020-21)
- Stats Perform Jerry Rice Award Finalist/Runner-up (2020-21)
- HERO Sports FCS Freshman All-America Team (2020-21)
- Missouri Valley Football Conference Offensive Player of the Year (2020-21)
- MVFC Newcomer of the Year (2020-21)
- MVFC Freshman of the Year (2020-21)
- All-MVFC First Team (2020-21)
- Stats Perform FCS National Freshman Player of the Week (Feb. 19, 2021)
- MVFC Offensive Player of the Week (March 6, 2021)
- MVFC Newcomer of the Week (Feb. 19, 2021; April 17, 2021)
- MVFC Commissioner's Academic Excellence Award (2021)
- MVFC Honor Roll (2020-21, 2021)
- Team Captain (2022)

MARK GRONOWSKI'S CAREER STATISTICS

Year	GP	Eff.	Comp	Att	Int	Pct.	Yds	TD	LG	Rush	Yds	TD	LG
2020-21	10	150.51	108	188	3	57.4	1,565	15	*76	83	577	7	*80
2021	DNP-Injury												
2022	3	123.87	40	72	2	55.6	476	4	54	25	43	3	23
Career	13	143.13	148	260	5	56.9	2,041	19	*76	108	620	10	*80

* denotes touchdown

MARK GRONOWSKI'S 2020 GAME-BY-GAME STATISTICS

Game	Comp	Att	Int	Yds	TD	LG	Rush	Yds	TD	LG
^Northern Iowa	19	29	0	194	2	43	10	24	1	13
^North Dakota	16	32	2	309	2	*76	7	-5	0	5
^Western Illinois	12	19	0	178	2	*44	4	120	2	*80
^Youngstown State	12	28	1	158	1	39	9	15	1	8
^Southern Illinois	7	11	0	63	0	20	13	103	2	17
^North Dakota State	10	14	0	149	1	28	16	126	0	55
^Holy Cross	12	21	0	153	3	*45	2	15	0	9
^Southern Illinois	9	16	0	183	2	31	13	142	1	*67
^Delaware+	10	16	0	162	2	36	7	27	0	13
^Sam Houston	1	2	0	16	0	16	2	10	0	3
Season Totals	108	188	3	1,565	15	*76	83	577	7	*80

^ started game

+ caught 24-yard touchdown pass

MARK GRONOWSKI'S 2022 GAME-BY-GAME STATISTICS

Game	Comp	Att	Int	Yds	TD	LG	Rush	Yds	TD	LG
^Iowa	10	26	0	87	0	20	10	-21	0	3
^UC Davis	13	21	2	110	1	17	7	9	2	7
^Butler	17	25	0	279	3	54	8	55	1	23
Season Totals	40	72	2	476	4	54	25	43	3	23



10-JAXON JANKE

6-3, 210, Senior • Wide Receiver

Madison, South Dakota (Madison H.S.)

FOOTBALL HONORS AND HIGHLIGHTS:

- All-Missouri Valley Football Conference Second Team (2020-21, 2021)
- HERO Sports FCS Sophomore All-America Team (2020-21)
- HERO Sports FCS Freshman All-America First Team (2019)
- Phil Steele FCS Freshman All-America First Team (2019)
- MVFC All-Newcomer Team (2019)
- MVFC Special Teams Player of the Week (Sept. 7, 2019)
- MVFC All-Academic Honorable Mention (2020-21, 2021)
- MVFC Commissioner's Academic Excellence Award (2019, 2020-21, 2021)
- MVFC Honor Roll (2019, 2020-21, 2021)
- Led team in receptions and receiving yards in both 2020-21 (32-473) and 2021 (72-1,165)
- Has topped the 100-yard mark for receiving eight times during career, including seven times in 2021
- Has caught two touchdown passes three times in his career
- Ranks eighth in career receiving yards (2,051) at SDSU and is tied for 10th in career receptions (138) and receiving touchdowns (15)

JAXON JANKE'S CAREER STATISTICS

Year	Rec	Yds	Avg	TD	LG	PR	Yds	Avg	TD	LG	KOR	Yds	Avg	LG
2018	0	0	0.0	0	0	2	34	17.0	0	18	0	0	0.0	0
2019	29	353	12.2	4	38	27	289	10.7	1	*77	3	46	15.3	20
2020-21	32	473	14.8	6	*76	8	106	13.3	0	55	0	0	0.0	0
2021	72	1,165	16.2	5	55	0	0	0.0	0	0	0	0	0.0	0
2022	7	81	11.6	1	14	1	8	8.0	0	8	0	0	0.0	0
Career	140	2,072	14.8	16	*76	38	437	11.5	1	*77	3	46	15.3	20

* denotes touchdown

JAXON JANKE'S 2018 GAME-BY-GAME STATISTICS

Game	Rec	Yds	TD	LG	PR	Yds	TD	LG	KOR	Yds	LG
Indiana State	0	0	0	0	0	0	0	0	0	0	0
Youngstown St.	0	0	0	0	0	0	0	0	0	0	0
Illinois State	0	0	0	0	2	34	0	18	0	0	0
North Dakota St.	0	0	0	0	0	0	0	0	0	0	0
Season Totals	0	0	0	0	2	34	0	18	0	0	0

JAXON JANKE'S 2019 GAME-BY-GAME STATISTICS

Game	Rec	Yds	TD	LG	PR	Yds	TD	LG	KOR	Yds	LG
Minnesota	2	20	0	11	0	0	0	0	0	0	0
Long Island	0	0	0	0	4	111	1	*77	0	0	0
Drake	1	12	0	12	3	14	0	11	0	0	0
Southern Utah	2	52	0	28	1	3	0	3	0	0	0
Southern Illinois	3	20	2	*12	3	8	0	11	1	14	14
Youngstown St.	4	32	0	17	2	34	0	19	1	12	12
Indiana State	3	47	1	*23	2	7	0	8	0	0	0
North Dakota St.	1	7	0	7	2	10	0	7	0	0	0
Missouri State	2	21	0	13	1	4	0	4	0	0	0
Illinois State	2	61	0	38	2	21	0	11	1	20	20
Northern Iowa	4	20	1	*10	3	48	0	34	0	0	0
South Dakota	3	41	0	26	2	12	0	8	0	0	0
Northern Iowa	2	20	0	15	2	17	0	8	0	0	0
Season Totals	29	353	4	38	27	289	1	*77	3	46	20

JAXON JANKE'S 2020-21 GAME-BY-GAME STATISTICS

Game	Rec	Yds	TD	LG	PR	Yds	TD	LG	KOR	Yds	LG
Northern Iowa	4	29	1	12	1	14	0	14	0	0	0
North Dakota	7	161	2	*76	0	0	0	0	0	0	0
Western Illinois	4	68	0	42	1	5	0	5	0	0	0
Youngstown St.	3	19	1	*8	1	3	0	3	0	0	0
Southern Illinois	2	36	0	20	0	0	0	0	0	0	0
North Dakota St.	0	0	0	0	2	17	0	16	0	0	0
Holy Cross	5	37	1	*11	2	12	0	6	0	0	0
Southern Illinois	1	24	0	24	0	0	0	0	0	0	0
Delaware	3	64	1	*30	1	55	0	55	0	0	0
Sam Houston	3	35	0	16	0	0	0	0	0	0	0
Season Totals	32	473	6	*76	8	106	0	55	0	0	0

JACKRABBITS TO WATCH

JAXON JANKE'S 2021 GAME-BY-GAME STATISTICS

Game	Rec	Yds	TD	LG	PR	Yds	TD	LG	KOR	Yds	LG
Colorado State	3	58	0	22	0	0	0	0	0	0	0
Lindenwood	2	64	0	55	0	0	0	0	0	0	0
Indiana State	2	47	1	42	0	0	0	0	0	0	0
Dixie State	2	48	0	39	0	0	0	0	0	0	0
Southern Illinois	3	38	0	18	0	0	0	0	0	0	0
Western Illinois	9	101	1	32	0	0	0	0	0	0	0
Northern Iowa	4	83	0	28	0	0	0	0	0	0	0
Youngstown St.	7	111	0	22	0	0	0	0	0	0	0
North Dakota St.	6	118	0	38	0	0	0	0	0	0	0
South Dakota	7	105	0	49	0	0	0	0	0	0	0
North Dakota	8	103	1	24	0	0	0	0	0	0	0
UC Davis	2	18	0	13	0	0	0	0	0	0	0
Sacramento St.	5	48	0	16	0	0	0	0	0	0	0
Villanova	6	119	2	39	0	0	0	0	0	0	0
Montana State	6	104	0	35	0	0	0	0	0	0	0
Season Totals	72	1,165	5	55	0	0	0	0	0	0	0

Note: Recorded one rushing attempt for 7 yards versus Southern Illinois

JAXON JANKE'S 2022 GAME-BY-GAME STATISTICS

Game	Rec	Yds	TD	LG	PR	Yds	TD	LG	KOR	Yds	LG
Iowa	2	24	0	20	1	8	0	8	0	0	0
UC Davis	3	36	0	15	0	0	0	0	0	0	0
Butler	2	21	1	14	0	0	0	0	0	0	0
Season Totals	7	81	1	20	1	8	0	8	0	0	0



85-TUCKER KRAFT

6-5, 255, Junior • Tight End

Timber Lake, South Dakota (Timber Lake H.S.)

FOOTBALL HONORS AND HIGHLIGHTS:

- Athlon Sports FCS All-America Team (2021)
- HERO Sports FCS All-America First Team (2021)
- Stats Perform FCS All-America First Team (2021)
- Associated Press FCS All-America Second Team (2021)
- HERO Sports Sophomore All-America Team (2021)
- All-Missouri Valley Football Conference First Team (2021)
- MVFC Honor Roll (2021)

TUCKER KRAFT'S CAREER STATISTICS

Year	Rec	Yds	Avg	TD	LG	Rush	Yds	Avg	TD	LG	KOR	Yds	Avg	LG
2020-21	7	90	12.9	0	31	1	4	4.0	0	4	1	4	4.0	4
2021	65	780	12.0	6	38	3	9	3.0	0	4	0	0	0.0	0
2022	1	7	7.0	0	7	0	0	0.0	0	0	0	0	0.0	0
Career	73	877	12.0	6	38	4	13	3.3	0	4	1	4	4.0	4

* denotes touchdown

TUCKER KRAFT'S 2020-21 GAME-BY-GAME STATISTICS

Game	Rec	Yds	TD	LG	Rush	Yds	TD	LG	KOR	Yds	LG
Northern Iowa	0	0	0	0	0	0	0	0	0	0	0
North Dakota	DNP-Injury										
Western Illinois	DNP-Injury										
Youngstown St.	DNP-Injury										
Southern Illinois	2	14	0	7	0	0	0	0	0	0	0
North Dakota St.	0	0	0	0	1	4	0	4	0	0	0
Holy Cross	2	24	0	19	0	0	0	0	1	4	4
Southern Illinois	2	33	0	31	0	0	0	0	0	0	0
Delaware	1	19	0	19	0	0	0	0	0	0	0
Sam Houston	0	0	0	0	0	0	0	0	0	0	0
Season Totals	7	90	0	31	1	4	0	4	1	4	4

Southern Illinois	10	124	1	27	0	0	0	0	0	0	0
Western Illinois	2	16	0	16	0	0	0	0	0	0	0
Northern Iowa	9	123	0	36	0	0	0	0	0	0	0
Youngstown St.	3	42	0	18	0	0	0	0	0	0	0
North Dakota St.	5	42	1	*11	1	4	0	4	0	0	0
South Dakota	4	21	0	6	1	2	0	2	0	0	0
North Dakota	2	32	1	*23	0	0	0	0	0	0	0
UC Davis	2	16	0	16	0	0	0	0	0	0	0
Sacramento St.	3	49	0	29	0	0	0	0	0	0	0
Villanova	3	16	0	8	0	0	0	0	0	0	0
Montana State	6	103	0	38	1	3	0	3	0	0	0
Season Totals	65	780	6	38	3	9	0	4	0	0	0

TUCKER KRAFT'S 2022 GAME-BY-GAME STATISTICS

Game	Rec	Yds	TD	LG	Rush	Yds	TD	LG	KOR	Yds	LG
Colorado State	5	53	0	21	0	0	0	0	0	0	0
Lindenwood	4	38	2	*13	0	0	0	0	0	0	0
Indiana State	5	85	1	*26	0	0	0	0	0	0	0
Dixie State	2	20	0	15	0	0	0	0	0	0	0

Game	Rec	Yds	TD	LG	Rush	Yds	TD	LG	KOR	Yds	LG
Iowa	1	7	0	7	0	0	0	0	0	0	0
UC Davis	DNP-Injury										
Butler	DNP-Injury										
Season Totals	1	7	0	7	0	0	0	0	0	0	0

FOOTBALL CHAMPIONSHIP SUBDIVISION POLLS

STATS PERFORM FCS POLL — SEPT. 19

PL.	SCHOOL	2022 RECORD	POINTS	PR
1.	North Dakota State [43]	2-1	1,334	1
2.	Montana [6]	3-0	1,267	3
	South Dakota State [5]	2-1	1,267	2
4.	Incarname Word	3-0	1,108	6
	Montana State	2-1	1,108	4
6.	Missouri State	2-1	1,091	5
7.	Sacramento State	2-0	995	8
8.	Delaware	3-0	963	9
9.	Villanova	2-1	874	7
10.	Chattanooga	3-0	831	10
11.	Jackson State	3-0	818	11
12.	Weber State	3-0	789	12
13.	Holy Cross	3-0	742	13
14.	William & Mary	3-0	610	15
15.	Eastern Washington	1-1	559	14
16.	Eastern Kentucky	2-1	449	19
17.	Mercer	2-1	401	20
18.	UT Martin	1-2	351	16
19.	North Dakota	2-1	305	22
20.	Rhode Island	2-1	232	17
21.	Samford	2-1	212	24
22.	Richmond	2-1	164	NR
23.	Stephen F. Austin	1-2	131	21
24.	Southern Illinois	1-2	123	NR
25.	North Carolina Central	3-0	104	NR

Notes: First-place votes in brackets; opponents listed in **bold**

Others receiving votes: Furman, 99; Southeastern Louisiana, 98; Southeast Missouri State, 93; Kennesaw State, 93; Austin Peay, 87; **UC Davis, 82**; East Tennessee State, 46; Elon, 28; Fordham, 27; Dartmouth, 23; New Hampshire, 19; Northern Arizona, 5; Youngstown State, 5; **South Dakota, 2**.

AFCA FCS COACHES' POLL — SEPT. 19

PL.	SCHOOL	2022 RECORD	POINTS	PR
1.	North Dakota State [21]	2-1	642	1
2.	Montana [5]	3-0	626	2
3.	South Dakota State	2-1	595	3
4.	Missouri State	2-1	512	6
	Montana State	2-1	512	4
6.	Sacramento State	2-0	502	7
7.	Incarname Word	3-0	500	8
8.	Delaware	3-0	458	10
9.	Chattanooga	3-0	461	9
10.	Villanova	2-1	438	5
11.	Jackson State	3-0	406	11
12.	Weber State	3-0	367	13
13.	Holy Cross	3-0	357	12
14.	William & Mary	3-0	301	17
15.	Eastern Washington	1-1	253	15
16.	Mercer	2-1	174	20
17.	Stephen F. Austin	1-2	160	16
18.	Fordham	3-0	150	21
19.	UT Martin	1-2	141	18
20.	Eastern Kentucky	2-1	130	24
21.	Rhode Island	2-1	121	14
22.	Samford	2-1	83	25
23.	Austin Peay	3-1	64	NR
24.	Youngstown State	2-1	51	23
	Richmond	2-1	51	NR

Notes: First-place votes in brackets; opponents listed in **bold**

Top Teams Receiving Votes: Furman, 47; North Carolina Central, 47; **North Dakota, 46**; Southern Illinois, 39; Kennesaw State, 36; Southeastern Louisiana, 22; Elon, 18; Southeast Missouri State, 18; East Tennessee State, 16; New Hampshire, 15; Harvard, 12; **UC Davis, 12**; North Alabama, 9; Princeton, 9; Dayton, 8; Hampton, 6; Dartmouth, 5; Florida A&M, 4; Lindenwood, 4; South Carolina State, 3; Tarleton, 3; Idaho, 2; Northern Arizona, 2; Abilene Christian, 1; Davidson, 1.

MISSOURI VALLEY FOOTBALL CONFERENCE

2022 MVFC STANDINGS

SCHOOL	CONFERENCE	PF	PA	OVERALL	PF	PA
North Dakota	1-0	29	27	2-1	73	89
North Dakota State	0-0	0	0	2-1	127	48
Missouri State	0-0	0	0	2-1	89	82
Youngstown State	0-0	0	0	2-1	80	61
South Dakota State	0-0	0	0	2-1	72	46
Illinois State	0-0	0	0	2-1	63	66
Southern Illinois	0-0	0	0	1-2	91	122
South Dakota	0-0	0	0	1-2	45	79
Indiana State	0-0	0	0	1-2	31	119
Western Illinois	0-0	0	0	0-3	45	121
Northern Iowa	0-1	27	29	0-3	65	114

SCHEDULE AND RESULTS

SATURDAY, SEPT. 17

Kentucky 31, Youngstown State 0
 Southern Illinois 31, Northwestern 24
 Montana 49, Indiana State 14
 South Dakota 38, Cal Poly 21
 North Dakota 27, Northern Arizona 24
 Southern Utah 17, Western Illinois 0
 Sacramento State 37, Northern Iowa 21
 Arkansas 38, Missouri State 27

SDSU 45, Butler 17

Illinois State 35, Eastern Illinois 7
 Arizona 31, North Dakota State 28

SATURDAY, SEPT. 24

*North Dakota State at South Dakota, 1 p.m.
 *SDSU at Missouri State, 2 p.m.
 *North Dakota at Southern Illinois, 2 p.m.
 *Northern Iowa at Western Illinois, 3 p.m.
 *Missouri Valley Football Conference game

2022 PRESEASON POLL

1.	North Dakota State	[39]	446
2.	South Dakota State	[2]	407
3.	Missouri State		355
4.	Southern Illinois		306
5.	Northern Iowa		304
6.	South Dakota		235
7.	North Dakota		190
8.	Illinois State		178
9.	Youngstown State		132
10.	Indiana State		109
11.	Western Illinois		44



GAME 1 RECAP

IOWA 7, #2/3 SDSU 3

Sept. 3, 2022 • Kinnick Stadium (Att.: 69,205)

IOWA CITY, Iowa — Iowa won the battle for field position all day, turning two second-half safeties into the decisive points in a 7-3 victory over South Dakota State in the college football opener for both teams Saturday before a sellout crowd of 69,250 at Kinnick Stadium.

SDSU, ranked second in the Stats Perform Football Championship Subdivision media poll and third by the FCS coaches, seemingly played out of the shadow of its own goal line throughout the afternoon. Thanks to the punting by the Hawkeyes' Tory Taylor, six Jackrabbit drives started inside their own 10-yard line, including three inside the 5.

Compounding the Jackrabbits' field-position woes were a number of false-start penalties. Overall, SDSU was penalized 12 times for 66 yards, with Iowa flagged two times for 15 yards.

Iowa, which missed a 40-yard field goal on its second drive of the game after being given a short field after a shanked punt, put the first points on the board later in the first quarter on a 46-yard field goal by Aaron Blom.

The only drive for the Jackrabbits that started in Iowa territory resulted in their only points of the game. Linebacker Caleb Franci's interception and 17-yard return late in the second quarter set SDSU up at the Iowa 38. After picking up one first down on a 12-yard pass from Gronowski to Isaiah Davis on third-and-10, Hunter Dustman knotted the game at 3-all with a 44-yard field goal.

Defenses continued to dominate throughout the rest of the game, with neither team reaching the 200-yard mark in total offense.

Iowa grabbed the lead with a few ticks over four minutes remaining in the third quarter. Following a Taylor punt that pinned the Jackrabbits at their own 1, Jack Campbell broke through the line and tackled Davis in the end zone for the first of two safeties. Campbell led the Hawkeyes with 12 tackles.

SDSU stayed within striking distance as Adam Bock, from nearby Solon, Iowa, came away with the Jackrabbits' second takeaway of the game by ripping the ball away from Leshon Williams at the 7-yard line after the ensuing free kick. Bock posted a game-high 13 tackles.

Despite the momentary shift in momentum, the Jackrabbits couldn't get their offense on track against a stout Iowa defense, giving up their second safety late in the fourth quarter when Gronowski was sacked in the end zone by Joe Evans.

Iowa finished with a 166-120 advantage in total offense. Williams led the Hawkeyes' ground game with 72 yards on 24 carries, while Spencer Petras completed 11-of-25 passes for 109 yards. Arland Bruce paced the Iowa receivers with five catches for 68 yards.

For the Jackrabbits, Davis tallied 50 rushing yards on 18 carries and was the team's leading receiver with five catches for 32 yards. Gronowski, making his first start since being injured in the FCS national championship game in May 2021, completed 10-of-26 passes for 87 yards and was sacked four times.

Dustman also handled the punting duties for the Jackrabbits, averaging 41.5 yards on 11 attempts.



The South Dakota State defense held Iowa without a touchdown and limited the Hawkeyes to 57 rushing yards in a narrow 7-3 setback in the 2022 season opener.

SCORE BY QUARTERS	1	2	3	4	FINAL
South Dakota State (0-1)	0	3	0	0	3
Iowa (1-0)	3	0	2	2	7

SCORING SUMMARY

1st	1:11	IOWA	— Aaron Blom 46 yd field goal
2nd	00:15	SDSU	— Hunter Dustman 44 yd field goal
3rd	4:03	IOWA	— Team safety
4th	3:58	IOWA	— Team safety

TEAM STATISTICS	SDSU	IOWA
FIRST DOWNS	7	10
RUSHES-YARDS (NET)	31-33	36-57
PASSING YDS (NET)	87	109
Passes Att-Comp-Int	26-10-0	25-11-1
TOTAL OFFENSE PLAYS-YARDS	57-120	61-166
Punt Returns-Yards	2-8	5-17
Kickoff Returns-Yards	2-31	2-41
Interception Returns-Yards	1-17	0-0
Punts (Number-Avg)	11-41.5	10-47.9
Fumbles-Lost	2-0	2-1
Penalties-Yards	12-66	2-15
Possession Time	29:49	30:11
Third-Down Conversions	3 of 16	4 of 17
Fourth-Down Conversions	0 of 1	0 of 0
Red-Zone Scores-Chances	0-0	0-1
Sacks By: Number-Yards	2-17	4-23

RUSHING LEADERS: SDSU - Isaiah Davis 18-50; Amar Johnson 2-3; Rudy Voss 1-1. IOWA - Leshon Williams 24-72; Arland Bruce IV 1-11; Monte Pottebaum 1-3. **PASSING LEADERS:** SDSU - Mark Gronowski 10-26-0 87. IOWA - Spencer Petras 11-25-1 109. **RECEIVING LEADERS:** SDSU - Isaiah Davis 5-32; Jaxon Jake 2-24; Landon Wolf 1-18; Tucker Kraft 1-7; Zach Heins 1-6. **INTERCEPTIONS:** SDSU - Caleb Franci 1-17. IOWA - none. **SACKS:** SDSU - Max Baloun 1.0-12; Reece Winkelman 1.0-5. IOWA - Joe Evans 2.0-11; Logan Lee 1.5-10; Lukas Van Ness 0.5-2. **TACKLE LEADERS (UA-A-TOT):** SDSU - Adam Bock 6-7-13; Isaiah Stalbird 3-3-6; Colby Huerter 3-2-5; Caleb Sanders 2-3-5. IOWA - Jack Campbell 5-7-12; Logan Lee 2-4-6; Jestin Jacobs 1-4-5.

#2/3 SDSU 24, #25 UC DAVIS 22

Sept. 10, 2022 • Dana J. Dykhouse Stadium (Att.: 16,182)

Mark Gronowski ran for two touchdowns and passed for another, and South Dakota State survived some anxious moments down the stretch to hold off UC Davis, 24-22, in a nonconference battle between nationally ranked teams Sept. 10 at Dana J. Dykhouse Stadium.

In winning the annual Dairy Drive game, the Jackrabbits, ranked second in the Stats Perform media poll and third by the Football Championship Subdivision coaches, evened their record at 1-1. UC Davis, which entered the game ranked 25th in the coaches' poll, dropped to 0-2.

SDSU capitalized on an interception and ensuing 31-yard return by linebacker Daeton McGaughy four minutes into the game, capping a five-play, 17-yard drive to put the first points on the board on a 1-yard run by Gronowski.

The Jackrabbits pushed their lead to 10-0 early in the second quarter on a 41-yard field goal by Hunter Dustman.

UC Davis got on the board 80 seconds after Dustman's field goal on a 68-yard touchdown pass from Miles Hastings to Lan Larison.

SDSU answered with its best drive of the young season, pushing its lead back to 10 points at 17-7 with an 11-play, 86-yard march. Isaiah Davis accounted for 33 rushing yards on the drive, while Gronowski completed passes of 15 yards to Jaxon Janke and 13 yards to Zach Heins before finishing off the drive with a 5-yard touchdown run up the middle.

Isaiah Gomez brought the Aggies to within 17-10 on a 36-yard field goal with one second remaining in the first half.

After a scoreless third period that included the Aggies clanging a 43-yard field goal attempt off the right upright, the Jackrabbits were poised to put the game away after scoring their third — and final — touchdown of the night on a broken play six minutes into the final stanza. On first and goal from the UCD 7, the snap sailed over Gronowski's head, but the sophomore signal-caller was able to retrieve the loose ball in stride at the 25 and then heaved the ball to the end zone into the arms of a diving Tyler Feldkamp for a touchdown and a 24-10 lead.

As quickly as the tide turned for the Jackrabbits on that one play, the ball began to bounce in UC Davis' favor. After forcing the Aggies to punt for the fifth time in the game, SDSU failed to salt the game away as it committed its third turnover of the night by losing a fumble at its own 46.

UC Davis quickly cashed in as Hastings hooked up with Justin Poerio for 9-yard touchdown with 3:21 remaining. The Jackrabbits' Jarod DePriest blocked the PAT attempt.

With the score remaining at 24-16, Gomez recovered his own onside kick at the UCD 47 and the Aggies capitalized with their second scoring drive in one minute and 12 seconds. A pass down the middle of the field was deflected by the intended receiver to McCallan Castles at the 1-yard line and resulted in a 25-yard touchdown with 2:03 remaining in regulation.

UC Davis' attempt at a game-tying two-point conversion was no good as Hastings rolled right, but his pass to the back corner of the end zone landed out of bounds.

This time, the Jackrabbits' DyShawn Gales recovered the onside kick and SDSU was able to run out the clock.

UC Davis finished with a 322-250 advantage in total offense despite the Jackrabbits' Isaiah Davis leading all players with 112 rushing yards while matching his career high with 25 carries. Gronowski completed 13-of-21 passes for 110 yards, but was intercepted twice. Jaxon and Jadon Janke each caught three passes for 36 and 33 yards, respectively.



Mark Gronowski scored on a pair of touchdown runs and threw for another score as the Jackrabbits held off UC Davis, 24-22, in SDSU's Sept. 10 home opener.

Hastings finished the game 26-of-43 passing for 273 and three touchdowns for UCD. The Aggies' do-everything back Ulonzo Gilliam hauled in eight receptions for 80 yards and added another 33 yards on the ground on 11 attempts.

Rex Connors was credited with a game-high 17 tackles for UC Davis, with Teddy Buchanan adding 10 tackles. For SDSU, Adam Bock led the squad in tackles for the second straight week with nine, while safeties Colby Huerter and Tucker Large each added seven stops in their first career starts.

SCORE BY QUARTERS	1	2	3	4	FINAL
UC Davis (0-2)	0	10	0	12	22
South Dakota State (1-1)	7	10	0	7	24

SCORING SUMMARY

1st	8:45	SDSU	—	Mark Gronowski 1 yd run (Hunter Dustman kick)
2nd	10:53	SDSU	—	Dustman 41 yd field goal
2nd	9:33	UCD	—	Lan Larison 68 yd pass from Miles Hastings (Isaiah Gomez kick)
2nd	4:08	SDSU	—	Gronowski 5 yd run (Dustman kick)
2nd	00:01	UCD	—	Gomez 36 yd field goal
4th	9:04	SDSU	—	Tyler Feldkamp 7 yd pass from Gronowski (Dustman kick)
4th	3:21	UCD	—	Justin Poerio 9 yd pass from Hastings (kick blocked)
4th	2:03	UCD	—	McCallan Castles 25 yd pass from Hastings (pass failed)

TEAM STATISTICS	UCD	SDSU
FIRST DOWNS	17	18
RUSHES-YARDS (NET)	21-49	44-140
PASSING YDS (NET)	273	110
Passes Att-Comp-Int	44-26-1	21-13-2
TOTAL OFFENSE PLAYS-YARDS	65-322	65-250
Punt Returns-Yards	1-(-3)	2-12
Kickoff Returns-Yards	1-20	2-22
Interception Returns-Yards	2-2	1-31
Punts (Number-Avg)	5-43.6	2-44.5
Fumbles-Lost	0-0	1-1
Penalties-Yards	16-65	5-40
Possession Time	26:11	33:49
Third-Down Conversions	7 of 15	6 of 12
Fourth-Down Conversions	1 of 2	0 of 1
Red-Zone Scores-Chances	2-2	3-3
Sacks By: Number-Yards	1-13	0-0

RUSHING LEADERS: UCD - Ulonzo Gilliam Jr. 11-33; Lan Larison 5-9. SDSU - Isaiah Davis 25-112; Amar Johnson 6-39; Mark Gronowski 7-9. **PASSING LEADERS:** UCD - Miles Hastings 26-43-1 273; Lan Larison 0-1-0 0. SDSU - Mark Gronowski 13-21-2 110. **RECEIVING LEADERS:** UCD - Ulonzo Gilliam Jr. 8-80; Lan Larison 4-80; Trent Tompkins 4-31. SDSU - Jaxon Janke 3-36; Jadon Janke 3-33; Zach Heins 2-16. **INTERCEPTIONS:** UCD - Rex Connors 2-2. SDSU - Daeton McGaughy 1-31. **SACKS:** UCD - Jackson Cloyd 1.0-12. SDSU - none. **TACKLE LEADERS (UA-A-TOT):** UCD - Rex Connors 10-7-17; Teddy Buchanan 8-2-10; Devon King 5-1-6. SDSU - Adam Bock 6-3-9; Tucker Large 4-3-7; Colby Huerter 2-5-7; Graham Spalding 4-0-4; Kevin Brenner 2-2-4.

GAME 3 RECAP

#2/3 SDSU 45, BUTLER 17

Sept. 17, 2022 • Dana J. Dykhouse Stadium (Att.: 16,414)

South Dakota State scored touchdowns on each of its first three offensive possessions and tallied 38 consecutive points in one stretch en route to a 45-17 victory over Butler in the 55th Beef Bowl Sept. 17 at Dana J. Dykhouse Stadium.

Playing before a crowd of 16,414, the Jackrabbits improved to 2-1 overall. Butler dropped to 2-1 on the young season. SDSU entered the matchup ranked second in the Football Championship Subdivision media poll conducted by Stats Perform and third in the AFCA coaches' poll, while Butler was receiving votes in the coaches' poll.

The Jackrabbits wasted little time to draw first blood, marching 75 yards on eight plays after the opening kickoff. Quarterback Mark Gronowski completed all three of his passes attempts for 35 yards on the drive and added a 23-yard scramble before plunging in from a yard out three minutes and 54 seconds into the game for the first score of the contest.

Butler quickly responded, knotting the game at 7-all on a 56-yard touchdown pass down the middle of the field from Bret Bushka to Luke Wooten.

SDSU gained the lead for good with another 75-yard scoring drive, highlighted by a career-long catch and run of 54 yards to the Butler 7 by Canyon Bauer on a middle screen from Gronowski. On the next play, Gronowski connected with Jaxon Janke over the middle for a touchdown.

The Jackrabbit lead grew to 21-7 three minutes into the second quarter as Gronowski hooked up with Jadon Janke in the right corner of the end zone for a 17-yard touchdown. That capped an 11-play, 65-yard drive that began late in the first quarter.

SDSU extended its lead to 28-7 heading into halftime after recovering a muffed punt in Butler territory. Five plays after the miscue, Gronowski tossed his third touchdown pass of the opening half as he found Zach Heins open down the right hash for a 28-yard touchdown.

It was more of the same in the second half as the Jackrabbits scored the first 17 points on a 27-yard field goal by Hunter Dustman in the third period and a pair of 2-yard touchdown runs by reserves Angel Johnson and Rudy Voss three minutes apart early in the fourth quarter. Voss' touchdown came after Aaron Wolcalle-Holsten recovered a fumble at the Butler 17 for the third Bulldog turnover of the night.

Butler managed a couple late scores against the Jackrabbit second and third units, ending the SDSU onslaught with a 33-yard field goal by Luka Zurak, followed by a 2-yard touchdown run by Bushka.

The Jackrabbits finished with their most prolific offensive performance of the season by far, racking up a 463-264 advantage in total offense. Gronowski ended the night 17-of-25 passing for 279 yards and added 55 rushing yards on eight attempts. Isaiah Davis led the ground game with 74 yards on 11 carries, while Jadon Janke tallied 87 receiving yards on five catches.

Bauer contributed career highs of five catches and 76 receiving yards for SDSU.

Bushka paced Butler with 211 yards through the air on 18-of-31 passing and gained a team-best 29 rushing yards on nine carries.

Daeton Mcgaughy led the SDSU defensive effort with seven tackles, followed by four each from fellow starting linebackers Adam Bock and Jason Freeman.

Will Mason was credited with a game-high eight tackles for Butler.



South Dakota State put up its most prolific offensive numbers of the young season, racking up 463 yards of total offense in a 45-17 home win over Butler.

SCORE BY QUARTERS	1	2	3	4	FINAL
Butler (2-1)	7	0	0	10	17
South Dakota State (2-1)	14	14	3	14	45

SCORING SUMMARY

1st	11:06	SDSU	–	Mark Gronowski 1 yd run (Hunter Dustman kick)
1st	7:49	BU	–	Luke Wooten 56 yd pass from Bret Bushka (Luka Zurak kick)
1st	5:02	SDSU	–	Jaxon Janke 7 yd pass from Gronowski (Dustman kick)
2nd	12:08	SDSU	–	Jadon Janke 17 yd pass from Gronowski (Dustman kick)
2nd	1:03	SDSU	–	Zach Heins 28 yd pass from Gronowski (Dustman kick)
3rd	6:34	SDSU	–	Dustman 27 yd field goal
4th	14:55	SDSU	–	Angel Johnson 2 yd run (Jack Green kick)
4th	11:30	SDSU	–	Rudy Voss 2 yd run (Green kick)
4th	5:38	BU	–	Zurak 33 yd field goal
4th	1:56	BU	–	Bushka 2 yd run (Zurak kick)

TEAM STATISTICS	BU	SDSU
FIRST DOWNS	13	24
RUSHES-YARDS (NET)	24-53	39-184
PASSING YDS (NET)	211	279
Passes Att-Comp-Int	31-18-1	26-17-0
TOTAL OFFENSE PLAYS-YARDS	55-264	65-463
Punt Returns-Yards	1-(-6)	3-3
Kickoff Returns-Yards	1-19	0-0
Interception Returns-Yards	0-0	1-0
Punts (Number-Avg)	5-41.8	2-46.5
Fumbles-Lost	2-2	0-0
Penalties-Yards	6-59	7-60
Possession Time	27:49	32:11
Third-Down Conversions	9 of 15	7 of 12
Fourth-Down Conversions	0 of 0	0 of 0
Red-Zone Scores-Chances	2-2	6-6
Sacks By: Number-Yards	0-0	0-0

RUSHING LEADERS: BU - Bret Bushka 9-29; A.J. Deinhart 9-17; Joey Such 5-8. SDSU - Isaiah Davis 11-74; Mark Gronowski 8-55; Josh Buri 8-29; Angel Johnson 3-12; Amar Johnson 4-11.

PASSING LEADERS: BU - Bret Bushka 18-31-1 211. SDSU - Mark Gronowski 17-25-0 279; Rudy Voss 0-1-0 0. **RECEIVING LEADERS:** BU - Joey Suchy 5-30; Luke Wooten 4-79; Tyler Adams 2-33; Jared Suchevis 2-13; Jeremy Johnson 2-5. SDSU - Jadon Janke 5-87; Canyon Bauer 5-76; Zach Heins 2-42; Jaxon Janke 2-21. **INTERCEPTIONS:** BU - none. SDSU - Cale Reeder 1-0. **SACKS:** BU - none. SDSU - none. **TACKLE LEADERS (UA-A-TOT):** BU - Will Mason 7-1-8; Nick Bafia 3-3-6; Thomas Rousseau 3-2-5. SDSU - Daeton Mcgaughy 5-2-7; Jason Freeman 4-0-4; Adam Bock 3-1-4.



2022-23 South Dakota St. Football
Game Results
All games

Page 1/1
as of Sep 19, 2022

Team Results

	Date	Opponent		Score	Overall	Conf	Time	Attend
	09/03/2022	at Iowa	L	3-7	0-1	0-0	3:33	69250
	09/10/2022	UC Davis	W	24-22	1-1	0-0	3:09	15182
	09/17/2022	Butler	W	45-17	2-1	0-0	3:03	16414



2022-23 South Dakota St. Football
Overall Team Statistics
All games

Page 1/2
as of Sep 19, 2022

Team Statistics

	SDSU	OPP
Scoring	72	46
Points per game	24.0	15.3
Points Off Turnovers	31	6
First Downs	49	40
Rushing	24	17
Passing	19	20
Penalty	6	3
Rushing Yardage	357	159
Yards gained rushing	445	216
Yards lost rushing	88	57
Rushing attempts	114	81
Average per rush	3.1	2.0
Average per game	119.0	53.0
TDs Rushing	5	1
Passing Yardage	476	593
Comp-Att-Int	40-73-2	55-100-3
Average per pass	6.5	5.9
Average per catch	11.9	10.8
Average per game	158.7	197.7
TDs Passing	4	4
Total offense	833	752
Total plays	187	181
Average per play	4.5	4.2
Average per game	277.7	250.7
Kick returns: #-Yards	4-53	4-80
Punt returns: #-Yards	7-23	7-8
Int returns: #-Yards	3-48	2-2
Kick return average	13.3	20.0
Punt return average	3.3	1.1
Int return average	16.0	1.0
Fumbles-Lost	3-1	4-3
Penalties-Yards	24-166	14-139
Average per game	55.3	46.3
Punts-Yards	14-598	20-906
Average per punt	42.7	45.3
Net punt average	40.3	42.2
Kickoffs-Yards	17-1014	8-484
Average per kick	59.6	60.5
Net kick average	39.9	41.5
Time of possession / game	31:46	28:02
3rd-down conversion	16/40	20/47
3rd-down pct	40%	43%
4rd-down conversion	0/2	1/3



2022-23 South Dakota St. Football
Overall Team Statistics
All games

Page 2/2
as of Sep 19, 2022

	SDSU	OPP
4rd-down pct	0%	33%
Sacks by-Yards	2-17	5-36
Misc Yards	0	0
Touchdowns scored	9	5
Field goals - attempts	3-4	3-5
On-Side kicks	0-0	0-0
Red-zone scores	(10-10) 100%	(4-5) 80%
Red-zone touchdowns	(8-10) 80%	(2-5) 40%
PAT-attempts	(9-9) 100%	(3-4) 75%
2-point conversion-attempts	(0-0) 0%	(0-1) 0%
Attendance	31596	69250
Games / Avg per game	2/15798	1/69250
Neutral site games	-	0/0

Score by Periods

Team	1st	2nd	3rd	4th	OT	TOT
South Dakota St.	21	27	3	21	0	72
Opponents	10	10	2	24	0	46



2022-23 South Dakota St. Football
Individual Statistics
All games

Page 1/2
as of Sep 19, 2022

Rushing

Player	gp	att	gain	loss	net	avg	td	lg	avg/g
Isaiah Davis	3	54	248	12	236	4.4	0	14	78.7
Mark Gronowski	3	25	85	42	43	1.7	3	23	14.3
Amar Johnson	3	12	56	3	53	4.4	0	9	17.7
Josh Buri	2	8	29	0	29	3.6	0	9	14.5
Angel Johnson	2	5	21	13	8	1.6	1	9	4.0
Rudy Voss	2	2	3	0	3	1.5	1	2	1.5
Derrick Johnson	1	2	3	0	3	1.5	0	3	3.0
Team	3	6	0	18	-18	-3.0	0	0	-6.0
Total	3	114	445	88	357	3.1	5	23	119.0
Opponents	3	81	216	57	159	2.0	1	15	53.0

Passing

Player	gp	effic	comp-att-int	pct	yds	td	lg	avg/g
Mark Gronowski	3	123.9	40-72-2	55.6	476	4	54	158.7
Rudy Voss	2	0.0	0-1-0	0.0	0	0	0	0.0
Total	3	122.2	40-73-2	54.8	476	4	54	158.7
Opponents	3	112.0	55-100-3	55.0	593	4	68	197.7

Receiving

Player	gp	no.	yds	avg	td	lg	avg/g
Jadon Janke	3	8	120	15.0	1	43	40.0
Jaxon Janke	3	7	81	11.6	1	20	27.0
Isaiah Davis	3	6	49	8.2	0	17	16.3
Zach Heins	3	5	64	12.8	1	28	21.3
Canyon Bauer	3	5	76	15.2	0	54	25.3
Landon Wolf	2	2	18	9.0	0	18	9.0
Devon Cole	3	2	17	8.5	0	10	5.7
Amar Johnson	3	2	34	17.0	0	29	11.3
Michael Morgan	3	1	3	3.0	0	3	1.0
Tucker Kraft	1	1	7	7.0	0	7	7.0
Tyler Feldkamp	3	1	7	7.0	1	7	2.3
Total	3	40	476	11.9	4	54	158.7
Opponents	3	55	593	10.8	4	68	197.7

Punt Returns

Player	no.	yds	avg	td	lg
Tyler Feldkamp	5	3	0.6	0	2
Jaxon Janke	1	8	8.0	0	8
Landon Wolf	1	12	12.0	0	12
Total	7	23	3.3	0	12
Opponents	7	8	1.1	0	9

Interceptions

Player	no.	yds	avg	td	lg
Daeton Mcgaughy	1	31	31.0	0	31
Caleb Franci	1	17	17.0	0	17
Cale Reeder	1	0	0.0	0	0
Total	3	48	16.0	0	31
Opponents	2	2	1.0	0	2

Kick Returns

Player	no.	yds	avg	td	lg
Tyler Feldkamp	3	45	15.0	0	16
Michael Morgan	1	8	8.0	0	8
Total	4	53	13.3	0	16
Opponents	4	80	20.0	0	21

Fumble Returns

Player	no.	yds	avg	td	lg
Adam Bock	1	0	0.0	0	0
Steven Arrell	1	0	0.0	0	0
Aaron Wolfcale-Holsten	1	0	0.0	0	0
Total	3	0	0.0	0	0
Opponents	1	0	0.0	0	0



2022-23 South Dakota St. Football
Individual Statistics
All games

Page 2/2
as of Sep 19, 2022

Scoring

Player			PAT						pts
	td	fg	kick	rush	rcv	pass	dxp	saf	
Mark Gronowski	3	-	-	-	-	-	-	-	18
Hunter Dustman	-	3-4	7-7	-	-	-	-	-	16
Jaxon Janke	1	-	-	-	-	-	-	-	6
Jadon Janke	1	-	-	-	-	-	-	-	6
Zach Heins	1	-	-	-	-	-	-	-	6
Rudy Voss	1	-	-	-	-	-	-	-	6
Tyler Feldkamp	1	-	-	-	-	-	-	-	6
Angel Johnson	1	-	-	-	-	-	-	-	6
Jack Green	-	-	2-2	-	-	-	-	-	2
Total	9	3-4	9-9	0	0	0	0	0	72
Opponents	5	3-5	3-4	0	0	0	0	2	46

Field Goals

Player	fg	pct.	01-19	20-29	30-39	40-49	50-99	lg	blk
Hunter Dustman	3-4	75.0	0-0	1-1	0-0	2-2	0-1	44	0
Opponents	3-5	60.0	0-0	0-0	2-2	1-3	0-0	46	0

FG Sequence

Team Name	South Dakota St.	Opponents
Iowa	(44)	40,(46)
UC Davis	(41)	(36),43
Butler	55,(27)	(33)

Numbers in (parentheses) indicate field goal was made

All Purpose

Player	g	rush	rcv	pr	kr	ir	total	avg/g
Isaiah Davis	3	236	49	0	0	0	285	95.0
Jadon Janke	3	0	120	0	0	0	120	40.0
Jaxon Janke	3	0	81	8	0	0	89	29.7
Amar Johnson	3	53	34	0	0	0	87	29.0
Canyon Bauer	3	0	76	0	0	0	76	25.3
Zach Heins	3	0	64	0	0	0	64	21.3
Tyler Feldkamp	3	0	7	3	45	0	55	18.3
Mark Gronowski	3	43	0	0	0	0	43	14.3
Daeton Mcgaughy	3	0	0	0	0	31	31	10.3
Landon Wolf	2	0	18	12	0	0	30	15.0
Josh Buri	2	29	0	0	0	0	29	14.5
Caleb Franci	1	0	0	0	0	17	17	17.0
Devon Cole	3	0	17	0	0	0	17	5.7
Michael Morgan	3	0	3	0	8	0	11	3.7
Angel Johnson	2	8	0	0	0	0	8	4.0
Tucker Kraft	1	0	7	0	0	0	7	7.0
Rudy Voss	2	3	0	0	0	0	3	1.5
Derrick Johnson	1	3	0	0	0	0	3	3.0
Team	3	-18	0	0	0	0	-18	-6.0
Total	3	357	476	23	53	48	957	319.0
Opponents	3	159	593	8	80	2	842	280.7

Total Offense

Player	g	plays	rush	pass	total	avg/g
Mark Gronowski	3	97	43	476	519	173.0
Isaiah Davis	3	54	236	0	236	78.7
Amar Johnson	3	12	53	0	53	17.7
Josh Buri	2	8	29	0	29	14.5
Angel Johnson	2	5	8	0	8	4.0
Rudy Voss	2	3	3	0	3	1.5
Derrick Johnson	1	2	3	0	3	3.0
Team	3	0	-18	0	-18	-6.0
Total	3	187	357	476	833	277.7
Opponents	3	181	159	593	752	250.7

Punting

Player	no.	yds	avg	lg	tb	fc	i20	50+	blk
Hunter Dustman	13	546	42.0	52	1	4	0	2	0
Michael Drotzmann	1	52	52.0	52	0	0	0	1	0
Total	14	598	42.7	52	1	4	0	3	0
Opponents	20	906	45.3	57	2	4	9	6	0

Kickoffs

Player	no.	yds	avg	tb	ob	retn	net	ydln
Hunter Dustman	15	890	59.3	3	0			
Jack Green	2	124	62.0	1	0			
Total	17	1014	59.6	4	0	4	39.9	25
Opponents	8	484	60.5	3	0	4	41.5	23



2022-23 South Dakota St. Football
Overall Defense Statistics
All games

Page 1/1
as of Sep 19, 2022

Team Defense

			Tackles				Sacks	Pass defense			Fumbles	blkd		
##	Player	gp	ua	a	tot	tfl/yds	no-yds	int-yds	brup	qbh	fr-yds	ff	kick	saf
32	Adam Bock	3	15	11	26	1-1	.	.	.	1	1-0	1	.	.
14	Colby Huerter	3	5	7	12	1-3
0	Daeton Mcgaughy	3	6	5	11	.	.	1-31
11	Jason Freeman	3	7	3	10	.	.	.	1	1
37	Tucker Large	3	4	5	9	.	.	.	1
7	Dalys Beanum	3	3	5	8	0.5-2	.	.	1
29	Graham Spalding	3	7	1	8	1.5-4
98	Ryan Van Marel	3	1	6	7
99	Caleb Sanders	3	3	4	7	1-2	.	.	1	1
2	Isaiah Stalbird	1	3	3	6	1-1
44	Kevin Brenner	3	4	2	6
25	Cale Reeder	2	5	1	6	.	.	1-0
48	Quinton Hicks	3	3	2	5
13	Aydan Dautermann	3	4	1	5	.	.	.	1
3	Dontay Johnson	2	4	1	5	1.5-6	.	.	1
53	Caden Johnson	3	3	1	4
94	Cade Terveer	3	1	3	4
5	DyShawn Gales	2	2	2	4	1-2	.	.	2
30	Payton Shafer	1	1	2	3
9	Caleb Franci	1	2	1	3	.	.	1-17	1	1
1	Malik Lofton	3	1	1	2	.	.	.	1
55	Aaron Wolfcale-Holsten	1	2	.	2	1-0	.	.	.
6	Saiveon Williamson	3	1	1	2
42	Davion Sterner	3	1	1	2	0.5-1
35	Chase Norblade	1	2	.	2
31	Jalen B. Lee	1	2	.	2
97	Reece Winkelman	3	1	1	2	1-5	1-5	.	1	1
26	Steven Arrell	3	2	.	2	1-0	.	.	.
10	Jaxon Janke	3	1	.	1
93	Max Baloun	3	1	.	1	1-12	1-12	.	1
23	Matthew Durrance	3	1	.	1
57	Levi Vanden Bos	1	1	.	1
52	Jarod DePriest	3	.	1	1	1	.
48	Jaden Mueller	3	.	1	1
90	Randy Keumogne	2	1
Totals		3	99	72	171	11-39	2-17	3-48	12	6	3-0	1	1	0
Opponents		3	115	72	187	15-76	5-36	2-2	12	6	1-0	2	0	2



2022-23 South Dakota St. Football
Team Game-by-Game
All games

Page 1/1
as of Sep 19, 2022

		Rushing				Receiving				Passing				Kick Returns				Punt Returns				tot			
Date	Opponent	no.	yds	td	lg	no.	yds	td	lg	cmp	att	int	yds	td	lg	no.	yds	td	lg	no.	yds	td	lg	off	
09/03/2022	at Iowa	31	33	0	12	10	87	0	20	10-26-0				87	0	20	2	31	0	16	2	8	0	8	120
09/10/2022	UC Davis	44	140	2	13	13	110	1	17	13-21-2				110	1	17	2	22	0	14	2	12	0	12	250
09/17/2022	Butler	39	184	3	23	17	279	3	54	17-26-0				279	3	54	0	0	0	0	3	3	0	2	463
South Dakota St.		114	357	5	23	40	476	4	54	40-73-2				476	4	54	4	53	0	16	7	23	0	12	833
Opponents		81	159	1	15	55	593	4	68	55-100-3				593	4	68	4	80	0	21	7	8	0	9	752

South Dakota St. Averages

Games	Avg/ rush	Avg/ catch	Pass effc	KR avg	PR avg	All purpose avg/game	Total offense avg/game
3	3.1	11.9	122.2	13.3	3.3	319.0	277.7

Date	Opponent	Tackles				Sacks	Fumble	Pass Defense				blkd	PAT attempts				off	
		ua	a	total	tfl-yds	no-yds	ff	fr-yds	int-yds	qbh	brup	kick	kick	rush	rcv	saf	t/o	pts
09/03/2022	at Iowa	36	30	66	5.0-22	2-17	1	1-0	1-17	2	3	0	0-0	0	0	0	3	3
09/10/2022	UC Davis	32	24	56	5.0-15	0-0	0	0-0	1-31	3	4	1	3-3	0	0	0	7	24
09/17/2022	Butler	31	18	49	1.0-2	0-0	0	2-0	1-0	1	5	0	6-6	0	0	0	21	45
South Dakota St.		99	72	171	11.0-39	2-17	1	3-0	3-48	6	12	1	9-9	0	0	0	31	72
Opponents		115	72	187	15.0-76	5-36	2	1-0	2-2	6	12	0	3-4	0	0	2	6	46

		Punting										Field Goals			Kickoffs				
Date	Opponent	no.	yds	avg	long	blkd	tb	fc	50+	i20	md-att	long	blkd	no.	yds	avg	tb	ob	
09/03/2022	at Iowa	11	457	41.5	52	0	1	3	2	0	1-1	44	0	4	220	55.0	1	0	
09/10/2022	UC Davis	2	89	44.5	46	0	0	1	0	0	1-1	41	0	5	304	60.8	1	0	
09/17/2022	Butler	1	52	52.0	52	0	0	0	1	0	1-2	27	0	8	490	61.3	2	0	
South Dakota St.		14	598	42.7	52	0	1	4	3	0	3-4	44	0	17	1014	59.6	4	0	
Opponents		20	906	45.3	57	0	2	4	6	9	3-5	46	0	8	484	60.5	3	0	



2022-23 South Dakota St. Football
Opponents Game-by-Game
All games

Page 1/1
as of Sep 19, 2022

		Rushing				Receiving				Passing				Kick Returns				Punt Returns				tot		
Date	Opponent	no.	yds	td	lg	no.	yds	td	lg	cmp	att	int	yds	td	lg	no.	yds	td	lg	no.	yds	td	lg	off
09/03/2022	at Iowa	36	57	0	11	11	109	0	27	11	25	1	109	0	27	2	41	0	21	5	17	0	9	166
09/10/2022	UC Davis	21	49	0	15	26	273	3	68	26	44	1	273	3	68	1	20	0	20	1	-3	0	0	322
09/17/2022	Butler	24	53	1	8	18	211	1	56	18	31	1	211	1	56	1	19	0	19	1	-6	0	0	264
Opponents		81	159	1	15	55	593	4	68	55	100	3	593	4	68	4	80	0	21	7	8	0	9	752
South Dakota St.		114	357	5	23	40	476	4	54	40	73	2	476	4	54	4	53	0	16	7	23	0	12	833

Opponents Averages

Games	Avg/ rush	Avg/ catch	Pass effc	KR avg	PR avg	All purpose avg/game	Total offense avg/game
3	2.0	10.8	112.0	20.0	1.1	280.7	250.7

Date	Opponent	Tackles				Sacks	Fumble	Pass Defense				blkd	PAT attempts				off	
		ua	a	total	tfl-yds	no-yds	ff	fr-yds	int-yds	qbh	brup	kick	kick	rush	rcv	saf	t/o	pts
09/03/2022	at Iowa	31	30	61	9.0-36	4-23	1	0-0	0-0	5	8	0	0-0	0	0	2	0	7
09/10/2022	UC Davis	45	22	67	4.0-35	1-13	1	1-0	2-2	1	2	0	1-2	0	0	0	6	22
09/17/2022	Butler	39	20	59	2.0-5	0-0	0	0-0	0-0	0	2	0	2-2	0	0	0	0	17
Opponents		115	72	187	15.0-76	5-36	2	1-0	2-2	6	12	0	3-4	0	0	2	6	46
South Dakota St.		99	72	171	11.0-39	2-17	1	3-0	3-48	6	12	1	9-9	0	0	0	31	72

		Punting										Field Goals			Kickoffs				
Date	Opponent	no.	yds	avg	long	blkd	tb	fc	50+	i20	md-att	long	blkd	no.	yds	avg	tb	ob	
09/03/2022	at Iowa	10	479	47.9	57	0	2	1	4	7	1-2	46	0	2	125	62.5	0	0	
09/10/2022	UC Davis	5	218	43.6	56	0	0	2	1	1	1-2	36	0	3	165	55.0	1	0	
09/17/2022	Butler	5	209	41.8	54	0	0	1	1	1	1-1	33	0	3	194	64.7	2	0	
Opponents		20	906	45.3	57	0	2	4	6	9	3-5	46	0	8	484	60.5	3	0	
South Dakota St.		14	598	42.7	52	0	1	4	3	0	3-4	44	0	17	1014	59.6	4	0	

CAREER HIGHS - OFFENSE

QUARTERBACKS



11-MARK GRONOWSKI

6-3, 220, So.

Naperville, Illinois • Neuqua Valley H.S.

SINGLE-GAME CAREER HIGHS

Completions: 19, at Northern Iowa, 2-19-2021
 Passing Attempts: 32, at North Dakota, 2-27-2021
 Passing Yards: 309, at North Dakota, 2-27-2021
 Long Pass: 76 yards (for TD) to Jaxon Janke, at North Dakota, 2-27-2021
 Touchdown Passes: 3, vs. Holy Cross, 4-24-2021, and vs. Butler, 9-17-2022
 Interceptions: 2, at North Dakota, 2-27-2021, and vs. UC Davis, 9-10-2022
 Rushing Attempts: 16, at North Dakota State, 4-17-2021
 Rushing Yards: 142, vs. Southern Illinois, 5-2-2021
 Long Rush: 80 yards (for TD), vs. Western Illinois, 3-6-2021
 Rushing Touchdowns: 2, three times (last: vs. UC Davis, 9-10-2022)
 Receptions: 1, vs. Delaware, 5-8-2021
 Receiving Yards: 24, vs. Delaware, 5-8-2021
 Long Reception: 24 yards (for TD), vs. Delaware, 5-8-2021
 Receiving Touchdowns: 1, vs. Delaware, 5-8-2021



13-KEATON HEIDE

6-3, 205, Sr.

Wayzata, Minnesota • Wayzata H.S.

SINGLE-GAME CAREER HIGHS

Completions: 26, at South Dakota, 11-23-2019
 Passing Attempts: 35, at South Dakota, 11-23-2019
 Passing Yards: 308, at South Dakota, 11-23-2019
 Long Pass: 65 yards, to Cade Johnson, vs. Northern Iowa, 11-16-2019
 Touchdown Passes: 2, vs. Northern Iowa, 11-16-2019, and at South Dakota, 11-23-2019
 Interceptions: 1, four times (last: vs. Sam Houston, 5-16-2021)
 Rushing Attempts: 11, at South Dakota, 11-23-2019
 Rushing Yards: 15, vs. Illinois State, 11-19-2019
 Long Rush: 11 yards, vs. North Dakota State, 10-26-2019
 Rushing TDs: 1, vs. North Dakota State, 10-26-2019



2-RUDY VOSS

6-3, 210, So.


Lakefield, Minnesota •

Jackson County Central H.S.

SINGLE-GAME CAREER HIGHS

Completions: 1, vs. Lindenwood, 9-11-2021
 Passing Attempts: 2, vs. Dixie State, 10-2-2021
 Passing Yards: 5, vs. Lindenwood, 9-11-2021
 Long Pass: 5 yards, to Caleb Schauf, vs. Lindenwood, 9-11-2021
 Touchdown Passes: N/A
 Rushing Attempts: 3, vs. Lindenwood, 9-11-2021, and at Youngstown State, 10-30-2021
 Rushing Yards: 42, vs. Youngstown State, 10-30-2021
 Long Rush: 20 yards, vs. Dixie State, 10-2-2021
 Rushing Touchdowns: 1, at Youngstown State, 10-30-2021, and vs. Butler, 9-17-2022

RUNNING BACKS



28-JOSH BURI

5-11, 210, R-Fr.

Stewartville, Minnesota •

Brookings (S.D.) H.S.

SINGLE-GAME CAREER HIGHS

Rushing Attempts: 8, vs. Butler, 9-17-2022
 Rushing Yards: 29, vs. Butler, 9-17-2022
 Long Rush: 9 yards, vs. Lindenwood, 9-11-2021, and vs. Butler, 9-17-2022
 Rushing Touchdowns: 1, vs. Dixie State, 10-2-2021
 Receptions: N/A
 Receiving Yards: N/A
 Long Reception: N/A
 Receiving Touchdowns: N/A



22-ISAIAH DAVIS

6-1, 220, Jr.

Joplin, Missouri • Joplin H.S.

SINGLE-GAME CAREER HIGHS

Rushing Attempts: 25, at Villanova, 12-11-2021, and vs. UC Davis, 9-10-2022
 Rushing Yards: 217, vs. UC Davis, 11-27-2021
 Long Rush: 85 yards (for TD), vs. Sam Houston, 5-16-2021
 Rushing Touchdowns: 3, three times (last: at Villanova, 12-11-2021)
 Receptions: 5, at Iowa, 9-3-2022
 Receiving Yards: 36, at North Dakota State, 4-17-2021, and vs. Delaware, 5-8-2021
 Long Reception: 36 yards, vs. Delaware, 5-8-2021
 Receiving Touchdowns: N/A
 Kickoff Returns: 4, vs. Sam Houston, 5-16-2021
 Kickoff Return Yards: 114, vs. Sam Houston, 5-16-2021
 Long Kickoff Return: 50 yards, vs. Southern Illinois, 5-2-2021
 Punt Returns: 1, three times (last: at Sacramento State, 12-4-2021)
 Punt Return Yards: 17, at Sacramento State
 All-Purpose Yards: 305, vs. Sam Houston, 5-16-2021



3-AMAR JOHNSON

5-11, 190, So.

O'Fallon, Missouri • Chaminade College Prep

SINGLE-GAME CAREER HIGHS

Rushing Attempts: 18, at Youngstown State, 10-30-2021
 Rushing Yards: 105, vs. Lindenwood, 9-11-2021
 Long Rush: 28 yards, vs. Lindenwood, 9-11-2021
 Rushing Touchdowns: 1, three times (last: at Youngstown State, 10-30-2021)
 Receptions: 1, four times (last: vs. Butler, 9-17-2022)
 Receiving Yards: 34, at Indiana State, 9-25-2021
 Long Reception: 34 yards, at Indiana State, 9-25-2021
 Receiving Touchdowns: N/A
 Kickoff Returns: 2, vs. UC Davis, 11-27-2021
 Kickoff Return Yards: 29, at South Dakota, 11-13-2021
 Long Kickoff Return: 29 yards, at South Dakota, 11-13-2021
 All-Purpose Yards: 105, vs. Lindenwood, 9-11-2021

CAREER HIGHS - OFFENSE

RUNNING BACKS (cont.)



21-ANGEL JOHNSON

5-10, 185, R-Fr.

Irene, South Dakota • Viborg-Hurley H.S.

SINGLE-GAME CAREER HIGHS

Rushing Attempts: 6, vs. Lindenwood, 9-11-2021, and vs. Dixie State, 10-2-2021

Rushing Yards: 37, vs. Dixie State, 10-2-2021

Long Rush: 15 yards, vs. Dixie State, 10-2-2021

Rushing Touchdowns: 1, vs. Butler, 9-17-2021



24-DERRICK JOHNSON

6-0, 200, Fr.

Austin, Texas • Lake Travis H.S.

SINGLE-GAME CAREER HIGHS

Rushing Attempts: 2, vs. Butler, 9-17-2022

Rushing Yards: 3, vs. Butler, 9-17-2022

Long Rush: 3 yards, vs. Butler, 9-17-2022

Rushing Touchdowns: N/A

WIDE RECEIVERS



4-CANYON BAUER

6-0, 195, Jr.

Sioux Falls, South Dakota • O'Gorman H.S.

SINGLE-GAME CAREER HIGHS

Receptions: 5, vs. Butler, 9-17-2022

Receiving Yards: 76, vs. Butler, 9-17-2022

Long Reception: 54 yards, vs. Butler, 9-17-2022

Receiving Touchdowns: N/A

Note: Returned block punt 9 yards for touchdown at Western Illinois, 10-16-2021



15-DEVON COLE JR.

5-9, 165, So.,

Clermont, Florida • Lake Minneola H.S.

SINGLE-GAME CAREER HIGHS

Receptions: 1, vs. UC Davis, 9-10-2022, and vs. Butler, 9-17-2022

Receiving Yards: 10, vs. UC Davis, 9-10-2022

Long Reception: 10 yards, vs. UC Davis, 9-10-2022

Receiving Touchdowns: N/A

Punt Returns: 1, at Youngstown State, 10-30-2021

Long Punt Return: 2 yards, at Youngstown State, 10-30-2021



19-A.J. COONS

6-4, 215, So.

Solon, Iowa • Solon H.S.

SINGLE-GAME CAREER HIGHS

Receptions: 1, at Indiana State, 9-25-2021

Receiving Yards: 18, at Indiana State, 9-25-2021

Long Reception: 18 yards, at Indiana State, 9-25-2021

Receiving Touchdowns: N/A



8-TYLER FELDKAMP

6-0, 195, So.

Sioux Falls, South Dakota • Roosevelt H.S.

SINGLE-GAME CAREER HIGHS

Receptions: 1, five times (last: vs. UC Davis, 9-10-2022)

Receiving Yards: 22, vs. Lindenwood, 9-11-2021

Receiving Touchdowns: 1, vs. UC Davis, 9-10-2022

Long Reception: 22 yards, vs. Lindenwood, 9-11-2021

Kickoff Returns: 5, vs. Northern Iowa, 10-23-2021

Kickoff Return Yards: 87, vs. Northern Iowa, 10-23-2021

Long Kick Return: 41 yards, vs. North Dakota, 11-20-2021

Punt Returns: 3, at Indiana State, 9-25-2021, and vs.


Butler, 9-17-2022

Punt Return Yards: 26, vs. Dixie State, 10-2-2021

Long Punt Return: 14 yards, vs. Dixie State, 10-2-2021

Rushing Yards: 3 (on 1 attempt), vs. Dixie State, 10-2-2021

All-Purpose Yards: 94, vs. Northern Iowa, 10-23-2021



1-JADON JANKE

6-3, 210, Sr.

Madison, South Dakota • Madison H.S.

SINGLE-GAME CAREER HIGHS

Receptions: 6, at Colorado State, 9-3-2021

Receiving Yards: 117, vs. Southern Illinois, 10-9-2021

Receiving Touchdowns: 2, three times (last: at Colorado State, 9-3-2021)

Long Reception: 52 yards, vs. Southern Illinois, 10-9-2021

Kickoff Returns: 4, at Montana State, 12-18-2021

Kickoff Return Yards: 101, at Montana State, 12-18-2021

Long Kick Return: 44 yards, at Montana State, 12-18-2021

All-Purpose Yards: 167, at Montana State, 12-18-2021

Note: Recovered blocked punt in end zone for touchdown at Southern Illinois, 11-10-2018



10-JAXON JANKE

6-3, 210, Sr.

Madison, South Dakota • Madison H.S.

SINGLE-GAME CAREER HIGHS

Receptions: 9, at Western Illinois, 10-16-2021

Receiving Yards: 161, at North Dakota, 2-27-2021

Receiving Touchdowns: 2, three times (last: at Villanova, 12-11-2021)

Long Reception: 76 yards (for TD), at North Dakota, 2-27-2021

Punt Returns: 4, vs. Long Island, 9-7-2019

Punt Return Yards: 111, vs. Long Island, 9-7-2019

Long Punt Return: 77 yards (for TD), vs. Long Island, 9-7-2019

Kickoff Returns: 1, three times (last: vs. Illinois State, 11-9-2019)

Kickoff Return Yards: 20, vs. Illinois State, 11-9-2019

Long Kick Return: 20 yards, vs. Illinois State, 11-9-2019

Rushing Yards: 7 yards (on 1 attempt), vs. Southern Illinois, 10-9-2021

All-Purpose Yards: 161, at North Dakota, 2-27-2021

CAREER HIGHS - OFFENSE

WIDE RECEIVERS (cont.)



5-LANDON WOLF
5-10, 160, Grad.
Tulsa, Oklahoma • East Central H.S./
Oklahoma State
SINGLE-GAME CAREER HIGHS
 Receptions: 1, at Iowa, 9-3-2022
 Receiving Yards: 18, at Iowa, 9-3-2022
 Long Reception: 18 yards, at Iowa, 9-3-2022
 Receiving Touchdowns: N/A
 Punt Returns: 1, at Colorado State, 9-3-2021, and vs. UC Davis, 9-10-2022
 Punt Return Yards: 12, vs. UC Davis, 9-10-2022
 Long Punt Return: 12 yards, vs. UC Davis, 9-10-2022

TIGHT ENDS



87-ZACH HEINS
6-7, 260, Sr.
Sioux Falls, South Dakota • Washington H.S.
SINGLE-GAME CAREER HIGHS
 Receptions: 5, at Northern Iowa, 2-19-2021
 Receiving Yards: 90, at Northern Iowa, 2-19-2021
 Long Reception: 43 yards, at Northern Iowa, 2-19-2021
 Receiving Touchdowns: 2, vs. Lindenwood, 9-11-2021




85-TUCKER KRAFT
6-5, 255, Jr.
Timber Lake, South Dakota •
Timber Lake H.S.
SINGLE-GAME CAREER HIGHS
 Receptions: 10, vs. Southern Illinois, 10-9-2021
 Receiving Yards: 124, vs. Southern Illinois, 10-9-2021
 Long Reception: 38 yards, at Montana State, 12-18-2021
 Receiving Touchdowns: 2, vs. Lindenwood, 9-11-2021
 Rushing Yards: 4 (on 1 attempt), at North Dakota State, 4-17-2021, and vs. North Dakota State, 11-6-2021
 Kickoff Return Yards: 4 (on 1 attempt), vs. Holy Cross, 4-24-2021



34-MIKE MORGAN
6-3, 235, Sr.
New Lenox, Illinois •
Lincoln-Way Central H.S.
SINGLE-GAME CAREER HIGHS
 Receptions: 2, vs. Dixie State, 10-2-2021
 Receiving Yards: 66, vs. Dixie State, 10-2-2021
 Long Reception: 55 yards (for TD), vs. Dixie State, 10-2-2021
 Receiving Touchdowns: 2, vs. Dixie State, 10-2-2021
 Kickoff Return Yards: 14 (on 1 attempt), at Western Illinois, 10-16-2021

SPECIALISTS



47-MICHAEL DROTZMANN
6-3, 210, Jr.
Yankton, South Dakota • Yankton H.S.
SINGLE-GAME CAREER HIGHS
 Punts: 1, vs. Butler, 9-17-2022
 Long Punt: 52 yards, vs. Butler, 9-17-2022



10-HUNTER DUSTMAN
6-3, 230, Jr.
East Bethel, Minnesota • St. Francis H.S.
SINGLE-GAME CAREER HIGHS
 Field Goals Made: 1, four times (last: vs. Butler, 9-17-2022)
 Field Goals Attempted: 2, vs. Butler, 9-17-2022
 Long Field Goal: 44 yards, at Iowa, 9-3-2022
 Extra Points Made: 4, vs. Butler, 9-17-2022
 Extra Points Attempted: 4, vs. Butler, 9-17-2022
 Total Points: 7, vs. Butler, 9-17-2022
 Punts: 11, at Iowa, 9-3-2022
 Punt Average (Min. 3 Punts): 49.5 yards (on 4 attempts), vs. Dixie State, 10-2-2021
 Punts Inside 20: 3, at Sacramento State, 12-4-2021
 Long Punt: 59 yards, at Sacramento State, 12-4-2021

CAREER HIGHS - DEFENSE

DEFENSIVE ENDS



44-KEVIN BRENNER
6-3, 240, Jr.
Silver Lake, Wisconsin • Wilmot Union H.S.
SINGLE-GAME CAREER HIGHS
 Solo Tackles: 2, vs. Lindenwood, 9-11-2021, and vs. UC Davis, 9-10-2022
 Assisted Tackles: 2, vs. UC Davis, 9-10-2022
 Total Tackles: 4, vs. UC Davis, 9-10-2022
 Tackles for Loss: 1.0, at Colorado State, 9-3-2021, and vs. Lindenwood, 9-11-2021



48-QUINTON HICKS
6-3, 245, Sr.
Wichita, Kansas • Campus H.S.
SINGLE-GAME CAREER HIGHS
 Solo Tackles: 3, vs. Northern Iowa, 11-16-2019
 Assisted Tackles: 3, at Colorado State, 9-3-2021, and at Western Illinois, 10-16-2021
 Total Tackles: 5, at Western Illinois, 10-16-2021
 Tackles for Loss: 2.0, vs. Long Island, 9-7-2019
 Sacks: 1.5, at Missouri State, 11-2-2019
 Forced Fumbles: 1, vs. Long Island, 9-7-2019
 Fumble Recoveries: 1, vs. Long Island, 9-7-2019
 Pass Breakups: 1, vs. Youngstown State, 3-13-2021

CAREER HIGHS - DEFENSE

DEFENSIVE ENDS (cont.)



53-CADEN JOHNSON

6-3, 235, Jr.

Wahoo, Nebraska • Bishop Neumann H.S.

SINGLE-GAME CAREER HIGHS

Solo Tackles: 2, three times (last: at Iowa, 9-3-2022)

Assisted Tackles: 1, eight times (last: vs. UC Davis, 9-10-2022)

Total Tackles: 2, five times (last: vs. UC Davis, 9-10-2022)

Tackles for Loss: 1.5, vs. Western Illinois, 3-6-2021

Sacks: 1.0, vs. Western Illinois, 3-6-2021

Fumble Recoveries: 1, at Colorado State, 9-3-2021

Pass Breakups: 1, vs. Western Illinois, 3-6-2021



95-ZAC WILSON

6-3, 235, Jr.

Chipley, Florida • Chipley H.S.

SINGLE-GAME CAREER HIGHS

Solo Tackles: 1, at Western Illinois, 10-16-2021

Assisted Tackles: N/A

Total Tackles: 1, at Western Illinois, 10-16-2021

Tackles for Loss: 1.0, at Western Illinois, 10-16-2021

Sacks: 1.0, at Western Illinois, 10-16-2021



90-RANDY KEUMOGNE

6-3, 230, Jr.

Oakdale, Minnesota • Tartan H.S.

SINGLE-GAME CAREER HIGHS

Solo Tackles: 1, at North Dakota State, 4-17-2021, and vs. Delaware, 5-8-2021

Assisted Tackles: 1, vs. Lindenwood, 9-11-2021, and vs. UC Davis, 11-27-2021

Total Tackles: 1, four times (last: vs. UC Davis, 11-27-2021)

Tackles for Loss: 1.0, at North Dakota State, 4-17-2021

Sacks: 1.0, at North Dakota State, 4-17-2021



97-REECE WINKELMAN

6-4, 245, Sr.

Marshall, Minnesota • Marshall H.S.

SINGLE-GAME CAREER HIGHS

Solo Tackles: 6, vs. Delaware, 5-8-2021

Assisted Tackles: 3, four times (last: vs. Southern Illinois, 10-9-2021)

Total Tackles: 8, vs. Delaware 5-8-2021

Tackles for Loss: 3.5, vs. Delaware, 5-8-2021

Sacks: 2.5, vs. Delaware, 5-8-2021

Forced Fumbles: 1, at Indiana State, 10-19-2019, and at Western Illinois, 10-16-2021

Fumble Recoveries: 1, at Indiana State, 10-19-2019, and at Western Illinois, 10-16-2021

Pass Breakups: 1, five times (last: at Iowa, 9-3-2022)

Blocked Kicks: 1, vs. Holy Cross, 4-24-2021, and vs. Delaware, 5-8-2021



94-CADE TERVEER

6-3, 250, Sr.

Brandon, South Dakota •

Brandon Valley H.S.

SINGLE-GAME CAREER HIGHS

Solo Tackles: 4, at Youngstown State, 10-30-2021

Assisted Tackles: 1, 14 times (last: vs. UC Davis, 9-10-2022)

Total Tackles: 5, at Youngstown State, 10-30-2021

Tackles for Loss: 2.0, vs. North Dakota, 11-20-2021

Sacks: 2.0, vs. North Dakota, 11-20-2021

Forced Fumbles: 1, at Villanova, 12-11-2021

Interceptions: 1, vs. three times (last: at Sacramento State, 12-4-2021)

Long Interception Return: 14 yards, vs. UC Davis, 11-27-2021)

Pass Breakups: 1, at Western Illinois, 10-16-2021, and vs. North Dakota, 11-20-2021



93-MAX BALOUN

6-5, 270, Jr.

Redfield, South Dakota • Redfield H.S.

SINGLE-GAME CAREER HIGHS

Solo Tackles: 1, at Iowa, 9-3-2022

Assisted Tackles: N/A

Total Tackles: 1, at Iowa, 9-3-2022

Tackles for Loss: 1.0, at Iowa, 9-3-2022

Sacks: 1.0, at Iowa, 9-3-2022

Pass Breakups: 1, vs. Butler, 9-17-2022



57-LEVI VANDEN BOS

6-3, 225, R-Fr.

Rock Valley, Iowa • Western Christian H.S.

SINGLE-GAME CAREER HIGHS

Solo Tackles: 1, vs. Dixie State, 10-2-2021, and vs. Butler, 9-17-2022

Assisted Tackles: N/A

Total Tackles: 1, vs. Dixie State, 10-2-2021, and vs. Butler, 9-17-2022

Tackles for Loss: 1.0, vs. Dixie State, 10-2-2021

Sacks: 1.0, vs. Dixie State, 10-2-2021



52-JAROD DePRIEST

6-5, 270, Jr.

Trivoli, Illinois • Farmington Central H.S.

SINGLE-GAME CAREER HIGHS

Solo Tackles: 1, vs. Holy Cross, 4-24-2021, and vs. Delaware, 5-8-2021

Assisted Tackles: 3, at Indiana State, 9-25-2021

Total Tackles: 3, at Indiana State, 9-25-2021

Tackles for Loss: 1.0, vs. Holy Cross, 4-24-2021, and vs. Delaware, 5-8-2021

Sacks: 1.0, vs. Holy Cross, 4-24-2021, and vs. Delaware, 5-8-2021

Blocked Kicks: 1, vs. UC Davis, 9-10-2022

DEFENSIVE TACKLES

CAREER HIGHS - DEFENSE



99-CALEB SANDERS

6-1, 270, Sr.

Glenwood, Iowa • Glenwood H.S.

SINGLE-GAME CAREER HIGHS

Solo Tackles: 5, at Kennesaw State, 12-8-2018
 Assisted Tackles: 3, at Indiana State, 10-19-2019, and vs. Northern Iowa, 10-23-2021
 Total Tackles: 5, three times (last: at Iowa, 9-3-2022)
 Tackles for Loss: 2.0, vs. Arkansas-Pine Bluff, 9-15-2018, and vs. Delaware, 5-8-2021
 Sacks: 2.0, vs. Delaware, 5-8-2021
 Forced Fumbles: 1, vs. Southern Illinois, 10-9-2021
 Fumble Recoveries: 1, at Villanova, 12-11-2021
 Pass Breakups: 1, vs. Butler, 9-17-2022



9-CALEB FRANCL

6-0, 185, Jr.

Grand Island, Nebraska • Grand Island H.S.

SINGLE-GAME CAREER HIGHS

Solo Tackles: 5, vs. Northern Iowa, 10-23-2021
 Assisted Tackles: 4, at Indiana State, 9-25-2021
 Total Tackles: 7, vs. Northern Iowa, 10-23-2021
 Tackles for Loss: 2.0, vs. Long Island, 9-7-2019
 Fumble Recoveries: 1, vs. Dixie State, 10-2-2021
 Interceptions: 1, at Iowa, 9-3-2022
 Pass Breakups: 1, at Indiana State, 9-25-2021, and at Iowa, 9-3-2022



98-RYAN VAN MAREL

6-4, 280, Sr.

Sheldon, Iowa • Sheldon H.S.

SINGLE-GAME CAREER HIGHS

Solo Tackles: 2, five times (last: at Youngstown State, 10-30-2021)
 Assisted Tackles: 3, at Iowa, 9-3-2022
 Total Tackles: 3, at Iowa, 9-3-2022, and vs. UC Davis, 9-10-2022
 Tackles for Loss: 1.0, three times (last: at Youngstown State, 10-30-2021)
 Sacks: 1.0, at Youngstown State, 10-30-2021
 Forced Fumbles: 1, vs. Southern Illinois, 10-9-2021
 Blocked Kicks: 1, vs. Youngstown State, 3-13-2021




11-JASON FREEMAN

5-9, 200, Jr.

Zion, Illinois • Zion-Benton Township H.S./
 Olivet Nazarene University

SINGLE-GAME CAREER HIGHS

Solo Tackles: 4, vs. Butler, 9-17-2022
 Assisted Tackles: 2, at Iowa, 9-3-2022
 Total Tackles: 4, at Iowa, 9-3-2022, and vs. Butler, 9-17-22
 Tackles for Loss: N/A
 Pass Breakups: 1, vs. UC Davis, 9-10-2022




40-AARON KUSLER

6-2, 220, So.

Sioux Falls, South Dakota • Roosevelt H.S.

SINGLE-GAME CAREER HIGHS

Solo Tackles: 2, at Indiana State, 9-25-2021
 Assisted Tackles: 2, vs. Lindenwood, 9-11-2021
 Total Tackles: 3, vs. Lindenwood, 9-11-2021



43-ADAM KUSLER

6-3, 215, Sr.

Sioux Falls, South Dakota • Roosevelt H.S.

SINGLE-GAME CAREER HIGHS

Solo Tackles: 2, vs. Dixie State, 10-2-2021
 Assisted Tackles: 2, vs. Dixie State, 10-2-2021
 Total Tackles: 5, vs. Dixie State, 10-2-2021
 Pass Breakups: 1, at Colorado State, 9-3-2021, and vs. Dixie State, 10-2-2021



0-DAETON McGAUGHY

6-0, 210, Jr.

Elwood, Kansas • Lafayette H.S.

SINGLE-GAME CAREER HIGHS

Solo Tackles: 5, vs. Butler, 9-17-2022
 Assisted Tackles: 4, vs. Lindenwood, 9-11-2021
 Total Tackles: 7, vs. Butler, 9-17-2022
 Interceptions: 1, three times (last: vs. UC Davis, 9-10-2022)

LINEBACKERS



32-ADAM BOCK

6-1, 215, Jr.


Solon, Iowa • Solon H.S.

SINGLE-GAME CAREER HIGHS

Solo Tackles: 11, at South Dakota, 11-13-2021
 Assisted Tackles: 10, at Indiana State, 9-25-2021
 Total Tackles: 17, vs. Southern Illinois, 10-9-2021
 Tackles for Loss: 2.5, at North Dakota State, 4-17-2021, and vs. North Dakota State, 11-6-2021
 Sacks: 1.0, four times (last: at South Dakota, 11-13-2021)
 Forced Fumbles: 1, three times (last: at Iowa, 9-3-2022)
 Fumble Recoveries: 1, at Iowa, 9-3-2022
 Interceptions: 1, at Indiana State, 9-25-2021, and vs. UC Davis, 11-27-2021
 Long Interception Return: 39 yards (for TD), vs. UC Davis, 11-27-2021
 Pass Breakups: 2, at Colorado State, 9-3-2021
 Blocked Kicks: 1, at Youngstown State, 10-30-2021
 Note: Returned blocked PAT at Youngstown State for defensive extra point

CAREER HIGHS - DEFENSE

LINEBACKERS (cont.)



30-PAYTON SHAFER

6-0, 210, Sr.

Cottage Grove, Minnesota • Park H.S.

SINGLE-GAME CAREER HIGHS

Solo Tackles: 4, at Western Illinois, 10-16-2021
Assisted Tackles: 2, four times (last: vs. Butler, 9-17-2022)
Total Tackles: 5, at Western Illinois, 10-16-2021
Tackles for Loss: 2.0, vs. Lindenwood, 9-11-2021
Sacks: 1.0, vs. Lindenwood, 9-11-2021
Pass Breakups: 1, vs. Western Illinois, 3-6-2021



29-GRAHAM SPALDING

6-1, 205, Jr.

Oviedo, Florida • Lake Howell H.S.

SINGLE-GAME CAREER HIGHS

Solo Tackles: 4, five times (last: vs. UC Davis, 9-10-2022)
Assisted Tackles: 8, vs. Northern Iowa, 10-23-2021
Total Tackles: 12, vs. Northern Iowa, 10-23-2021
Tackles for Loss: 2.5, vs. Northern Iowa, 10-23-2021
Sacks: 1.0, at Colorado State, 9-3-2021
Forced Fumbles: 1, at Southern Illinois, 3-20-2021
Interceptions: 1, vs. Lindenwood, 9-11-2021, and vs. Northern Iowa, 10-23-2021
Pass Breakups: 1, three times (last: vs. Northern Iowa, 10-23-2021)



2-ISIAH STALBIRD

6-1, 200, Sr.

Kearney, Nebraska • Kearney H.S./Nebraska

SINGLE-GAME CAREER HIGHS

Solo Tackles: 6, vs. North Dakota, 11-20-2021, and at Sacramento State, 12-4-2021
Assisted Tackles: 6, vs. North Dakota State, 11-6-2021
Total Tackles: 9, three times (last: at Sacramento State, 12-4-2021)
Tackles for Loss: 1.5, at Indiana State, 9-25-2021
Sacks: N/A
Forced Fumbles: 1, vs. Southern Illinois, 10-9-2021, and at Montana State, 12-18-2021
Pass Breakups: 2, at North Dakota, 2-27-2021
Blocked Kicks: 1, at Northern Iowa, 2-19-2021



6-SAIVEON WILLIAMSON

6-1, 205, Sr.

Waseca, Minnesota • Waseca H.S.

SINGLE-GAME CAREER HIGHS

Solo Tackles: 3, vs. Western Illinois, 3-6-2021
Assisted Tackles: 2, vs. Western Illinois, 3-6-2021, and vs. Youngstown State, 3-13-2021
Total Tackles: 5, vs. Western Illinois, 3-6-2021
Tackles for Loss: N/A

CORNERBACKS

26-STEVEN ARRELL

6-2, 190, So.

Brooklyn Park, Minnesota • Osseo H.S.

SINGLE-GAME CAREER HIGHS

Solo Tackles: 4, vs. Dixie State, 10-2-2021
Assisted Tackles: 3, vs. Dixie State, 10-2-2021
Total Tackles: 7, vs. Dixie State, 10-2-2021
Tackles for Loss: 1.0, vs. Dixie State, 10-2-2021, and at Western Illinois, 10-16-2021
Interceptions: 1, vs. Dixie State, 10-2-2021
Pass Breakups: 1, at Southern Illinois, 3-20-2021, and at Indiana State, 9-25-2021
Fumble Recoveries: 1, vs. Butler, 9-17-2022



7-DALYS BEANUM

6-1, 185, Jr.

Omaha, Nebraska • Millard West H.S.

SINGLE-GAME CAREER HIGHS

Solo Tackles: 3, at Villanova, 12-11-2021
Assisted Tackles: 3, at Indiana State, 9-25-2021
Total Tackles: 4, at Iowa, 9-3-2022
Tackles for Loss: 1.0, at Western Illinois, 10-16-2021
Forced Fumbles: 1, at Villanova, 12-11-2021
Interceptions: 3, vs. UC Davis, 11-27-2021
Interception Return Yards: 60, vs. UC Davis, 11-27-2021
Long Interception Return: 59 yards (for TD), vs. UC Davis, 11-27-2021
Pass Breakups: 1, vs. Western Illinois, 3-6-2021, and vs. Butler, 9-17-2022



13-AYDAN DAUTERMANN

6-1, 185, R-Fr.

Hartford, Wisconsin • Slinger H.S.

SINGLE-GAME CAREER HIGHS

Solo Tackles: 2, vs. Butler, 9-17-2022
Assisted Tackles: 1, vs. Butler, 9-17-2022
Total Tackles: 3, vs. Butler, 9-17-2022
Pass Breakups: 1, vs. Dixie State, 10-2-2021, and vs. Butler, 9-17-2022



5-DySHAWN GALES

5-11, 190, Sr.

North Chicago, Illinois • North Chicago Community H.S.


SINGLE-GAME CAREER HIGHS

Solo Tackles: 5, vs. Dixie State, 10-2-2021
Assisted Tackles: 4, at Colorado State, 9-3-2021, and vs. Northern Iowa, 10-23-2021
Total Tackles: 6, vs. Dixie State, 10-2-2021, and vs. Southern Illinois, 10-9-2021
Tackles for Loss: 1.0, seven times (last: vs. UC Davis, 9-10-2022)
Forced Fumbles: 1, vs. Lindenwood, 9-11-2021
Interceptions: 1, three times (last: at South Dakota, 11-13-2021)
Pass Breakups: 2, four times (last: at Western Illinois, 10-16-2021)



CAREER HIGHS - DEFENSE

CORNERBACKS (cont)



31-JALEN B. LEE
6-2, 180, Fr.
Wentzville, Missouri • Fort Zumwalt H.S.

SINGLE-GAME CAREER HIGHS
 Solo Tackles: 2, vs. Butler, 9-17-2022
 Assisted Tackles: N/A
 Total Tackles: 2, vs. Butler, 9-17-2022



37-TUCKER LARGE
5-11, 170, R-Fr.
Sioux Falls, South Dakota • Roosevelt H.S.

SINGLE-GAME CAREER HIGHS
 Solo Tackles: 4, vs. UC Davis, 9-10-2022
 Assisted Tackles: 3, vs. UC Davis, 9-10-2022
 Total Tackles: 7, vs. UC Davis, 9-10-2022
 Pass Breakups: 1, vs. UC Davis, 9-10-2022



1-MALIK LOFTON
5-10, 190, Sr.
Minneapolis, Minnesota • Hopkins H.S.


SINGLE-GAME CAREER HIGHS
 Solo Tackles: 5, at Colorado State, 9-3-2021
 Assisted Tackles: 2, at Indiana State, 9-25-2021, and vs. Northern Iowa, 10-23-2021
 Total Tackles: 6, at Colorado State, 9-3-2021
 Fumble Recoveries: 1, vs. Southern Illinois, 10-9-2021, and vs. North Dakota State, 11-6-2021
 Interceptions: 1, four times (last: vs. North Dakota, 11-20-2021)
 Pass Breakups: 2, vs. UC Davis, 11-27-2021



35-CHASE NORBLADE
6-1, 185, Sr.
Papillion, Nebraska • Papillion-La Vista South H.S.

SINGLE-GAME CAREER HIGHS
 Solo Tackles: 6, vs. Western Illinois, 3-6-2021
 Assisted Tackles: 3, three times (last: at North Dakota State, 4-17-2021)
 Total Tackles: 6, vs. Western Illinois, 3-6-2021
 Tackles for Loss: 1.0, vs. Northern Iowa, 12-7-2019
 Sacks: N/A
 Forced Fumbles: N/A
 Fumble Recoveries: 1, vs. Holy Cross, 4-24-2021
 Interceptions: 1, vs. Drake, 9-14-2019, and vs. North Dakota State, 11-6-2021
 Pass Breakups: 1, vs. North Dakota State, 11-6-2021

SAFETIES



23-MATTHEW DURRANCE
6-2, 195, R-Fr.
Lutz, Florida • Steinbrenner H.S.

SINGLE-GAME CAREER HIGHS
 Solo Tackles: 1, three times (last: vs. UC Davis, 9-10-2022)
 Assisted Tackles: N/A
 Solo Tackles: 1, three times (last: vs. UC Davis, 9-10-2022)



25-CALE REEDER
6-0, 180, Jr.
Yorkville, Illinois • Yorkville H.S.

SINGLE-GAME CAREER HIGHS
 Solo Tackles: 7, vs. UC Davis, 11-27-2021
 Assisted Tackles: 4, vs. North Dakota State, 11-6-2021
 Total Tackles: 8, vs. UC Davis, 11-27-2021
 Tackles for Loss: 2.0, at Villanova, 12-11-2021
 Interceptions: 1, vs. Butler, 9-17-2022
 Pass Breakups: 1, seven times (last: at Montana State, 12-18-2021)



14-COLBY HUERTER
6-1, 195, So.
Katy, Texas • Tompkins H.S.

SINGLE-GAME CAREER HIGHS
 Solo Tackles: 3, vs. UC Davis, 11-27-2021, and at Iowa, 9-3-2022
 Assisted Tackles: 5, vs. UC Davis, 9-10-2022
 Total Tackles: 7, vs. UC Davis, 9-10-2022
 Tackles for Loss: 0.5, at Iowa, 9-3-2022, and vs. UC Davis, 9-10-2022



3-DONTAY JOHNSON
6-1, 170, Fr.
Fort Collins, Colorado • Colorado Early College

SINGLE-GAME CAREER HIGHS
 Solo Tackles: 3, vs. UC Davis, 9-10-2022
 Assisted Tackles: 1, vs. Butler, 9-17-2022
 Total Tackles: 3, vs. UC Davis, 9-10-2022
 Tackles for Loss: 1.0, vs. UC Davis, 9-10-2022
 Pass Breakups: 1, vs. Butler, 9-17-2022