



# JACKRABBIT BASEBALL

## South Dakota State University Athletics

Jackrabbit Athletic Communications • 2820 HPER Center • Brookings, SD 57007-1497  
**Baseball Contact/Assistant AD Athletic Communications:** Jason Hove •  
**E-mail:** Jason.Hove@sdstate.edu • **Office Phone:** (605) 688-4623 • **Mobile:** (605) 695-1827  
**Twitter:** @GoJacksBaseball • **Website:** www.GoJacks.com

### PROBABLE STARTING LINEUP

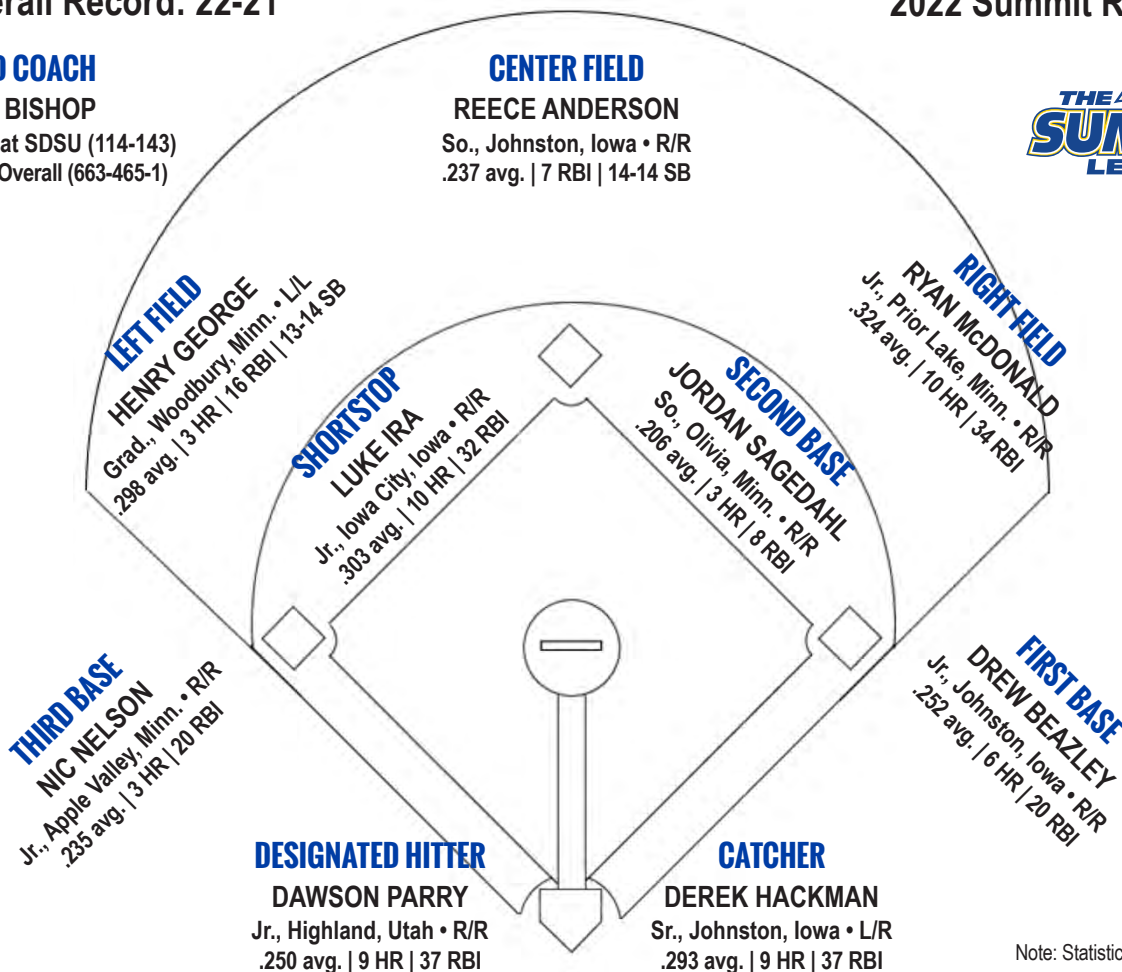
2022 Overall Record: 22-21

2022 Summit Record: 13-9

#### HEAD COACH

**ROB BISHOP**

Sixth Season at SDSU (114-143)  
 22nd Season Overall (663-465-1)



Note: Statistics from 2022 season


### PROBABLE STARTING PITCHERS - SUMMIT LEAGUE BASEBALL CHAMPIONSHIP

#### GAME 1

Wednesday, May 25 • 3 p.m.

#### NIC McCAY

R-So. • RHP • Carlisle, Iowa



- 4-3 record
- 5.10 ERA in 13 starts
- 66 K, 27 BB in 67.0 IP
- .281 opponent batting avg.

**Last Start:**  
 2.0 IP, 5 H, 5 R, 4 ER, 2 K,  
 2 BB (no-decision 5/19 vs.  
 Oral Roberts)

#### GAME 2

Thursday, May 26 • TBD

#### OWEN BISHOP

So. • RHP • Arlington, Wash.



- 4-4 record
- 4.09 ERA in 10 starts
- 49 K's, 14 BB in 55.0 IP
- .243 opponent batting avg.


**Last Start:**  
 4.2 IP, 7 H, 6 R, 6 ER, 4 K,  
 2 BB  
 (loss 5/20 vs. Oral Roberts)

#### GAME 3

Date and Time to be determined

#### CODY CARLSON

Grad. • LHP • Rapid City, S.D.



- 7-5 record
- 3.71 ERA in 12 starts
- 33 K, 16 BB in 63.0 IP
- .252 opponent batting avg.

**Last Start:**  
 5.0 IP, 5 H, 1 R, 1 ER, 3 K,  
 0 BB  
 (win 5/21 vs. Oral Roberts)

## 2022 SCHEDULE

### FEBRUARY

18	vs. Purdue [at Sugar Land, Texas]	L, 4-5
19	vs. Purdue [DH-at Sugar Land, Texas]	L, 1-11/L, 3-14
20	vs. Purdue [at Sugar Land, Texas]	L, 7-10
24	at Incarnate Word	L, 7-10
25	at Incarnate Word [DH]	W, 6-4/L, 0-1

### MARCH

2	at Minnesota [at U.S. Bank Stadium]	W, 7-5
4	at Central Arkansas	L, 3-5
5	at Central Arkansas [DH]	L, 0-5/W, 9-1
6	at Central Arkansas	canceled
9	at Creighton	canceled
11	at Wichita State	L, 2-5
12	at Wichita State	W, 4-2
13	at Wichita State	L, 7-19
17	at Northwestern State (La.)	W, 16-2
18	at Northwestern State (La.)	L, 2-6
19	at Northwestern State (La.) [DH]	W, 4-2/L, 9-13
23	at Nebraska	canceled
25	*at Oral Roberts	[14 inn.] L, 4-5
26	*at Oral Roberts	[7 inn.] L, 1-13
27	*at Oral Roberts	L, 7-10
30	at Creighton	canceled

### APRIL

2	*at St. Thomas	W, 5-3
3	*at St. Thomas [DH]	W, 2-1/W, 6-1
9	*WESTERN ILLINOIS [DH]	W, 4-3/L, 2-5
10	*WESTERN ILLINOIS	[7 inn.] W, 12-1
12	NORTHWESTERN (Iowa)	canceled
15	*at Northern Colorado	W, 8-7
16	*at Northern Colorado	W, 5-2
17	*at Northern Colorado	L, 3-12
19	DAKOTA WESLEYAN	[7 inn.] W, 17-1
20	BRIAR CLIFF	[7 inn.] W, 13-2
26	at Minnesota [at Siebert Field]	W, 12-6
29	*NORTH DAKOTA STATE	L, 3-8
30	*NORTH DAKOTA STATE	canceled

### MAY

1	*NORTH DAKOTA STATE	canceled
6	*at Omaha	W, 5-2
7	*at Omaha	L, 3-8
8	*at Omaha	W, 8-3
14	*ST. THOMAS	W, 11-4
15	*ST. THOMAS [DH]	W, 9-0/W, 11-2
19	*ORAL ROBERTS	L, 11-12
20	*ORAL ROBERTS	L, 5-13
21	*ORAL ROBERTS	W, 7-3
25-28	<b>at Summit League Baseball Championship (Tulsa, Okla.)</b>	
25	at Oral Roberts	6 p.m.
26	vs. Opponent to be determined	TBD

\*Summit League game

Home games in CAPS

DH denotes doubleheader

All start times Central Time unless noted otherwise

# Jackrabbits prepare for Summit Championship

Athletic Communications Contact: Jason Hove

May 23, 2022

BROOKINGS, S.D. — The South Dakota State University baseball team will face a familiar nemesis in the opening round of the Summit League Baseball Championship, which begins Wednesday in Tulsa, Oklahoma.

The third-seeded Jackrabbits, 22-21 overall and 13-9 in The Summit League, will meet host and second-seeded Oral Roberts, 35-18 overall and 17-7 in league play, at 6 p.m. Thursday. The two programs have played at least one game against each other in all nine previous conference tournaments in which both teams have been participants.

SDSU and Oral Roberts played each other six times during the 2022 league season, with the Golden Eagles holding a 5-1 series advantage. ORU swept a three-game series March 25-27 on its home field, then claimed the first two games of a three-set this past weekend (May 19-21) before the Jackrabbits salvaged the final game of the regular season, 7-3.

Fourth-seeded Omaha (24-29, 12-12) and top-seeded North Dakota State (30-17, 17-5) kick off the tournament at J.L. Johnson Stadium on the ORU campus at noon Wednesday.

Following is a complete schedule for the four-team, double-elimination tournament:

#### Wednesday, May 25

Game 1 – No. 4 Omaha (24-29, 12-12) vs. No. 1 North Dakota State (30-17, 17-5), noon

Game 2 – No. 3 South Dakota State (22-21, 13-9) at No. 2 Oral Roberts (35-18, 17-7), 6 p.m.

#### Thursday, May 26

Game 3: Game 1 loser vs. Game 2 loser, noon (loser eliminated)

Game 4: Game 1 winner vs. Game 2 winner, 6 p.m.

#### Friday, May 27

Game 5: Game 3 winner vs. Game 4 loser, 4 p.m. (loser eliminated)

#### Saturday, May 28

Game 6: Game 4 winner vs. Game 5 winner, 1 p.m.

Game 7 (if necessary): 4:30 p.m.

Radio coverage of all Jackrabbit tournament games begins 15 minutes prior to scheduled pitch on Brookings-based KJJQ 910 AM and online at GoJacks.com/Watch. All tournament games will televised exclusively through Midcos Sports and the Midco Sports Plus app. Additional updates will be available via Twitter (@GoJacksBaseball).

The winner of the 2022 Summit League Baseball Championship will advance to the NCAA Tournament, which begins June 3 at campus sites.

**SHORT HOPS:** Following are some quick Jackrabbit notes entering this week's Summit League Baseball Championship:

- The Jackrabbits have hit at least one home run in 24 of their last 26 games and their 59 home runs lead The Summit League. SDSU's 59 home runs so far this season are the most by a Jackrabbit team since the 2010 squad hit a school-record 84 round-trippers.

- SDSU had its school-record streak of 18 games with a home run come to an end in their May 7 game at Omaha. Starting with their May 8 win at Omaha, the Jackrabbits hit multiple home runs in their next five games for a total of 19 long balls, including three straight games with a season-high four homers.

- Dawson Parry hit a pair of three-run homers in the May 14 series opener against St. Thomas, while Derek Hackman matched that feat in the series finale a day later.

- Both Hackman and Henry George put together home run streaks of three games during the season-ending six-game homestand. George went yard in both games of a May 15 doubleheader against St. Thomas, followed by home run in the May 19 series opener versus Oral Roberts. Hackman's streak began in the second game of the St. Thomas doubleheader and continued through the first two games of the ORU series.

- Drew Beazley connected on SDSU's fifth grand slam of the season in the April 26 victory at Minnesota. Parry and Ryan McDonald have each hit two grand slams this season.

- Beazley had his hitting streak end at 13 games in the first game of the May 15 twinbill with St. Thomas. It was the longest hitting streak by a Jackrabbit player since Nick Smith recorded a hit in 14 straight games during the 2018 season.

## THE SUMMIT LEAGUE

### 2022 STANDINGS

SCHOOL	OVERALL	CONF.
North Dakota State	30-17	17-5
Oral Roberts	35-18	17-7
South Dakota State	22-21	13-9
Omaha	24-29	12-12
St. Thomas	16-29	10-14
Northern Colorado	12-39	8-16
Western Illinois	8-44	5-19

Thru games played May 21, 2022

### 2022 PRESEASON POLL

1. Oral Roberts (6)	36
2. North Dakota State (1)	31
3. Omaha	24
4. South Dakota State	23
5. Northern Colorado	13
6. Western Illinois	12
7. St. Thomas	8

Notes: First-place votes in parentheses; Northern Colorado and St. Thomas (Minn.) were new members of The Summit League for baseball in 2022



## MISCELLANEOUS STATS

MULTI-HIT GAMES		LONGEST ACTIVE HITTING STREAKS	
Luke Ira	15	Ryan McDonald	5
Ryan McDonald	14	Nic Nelson	3
Henry George	13	Thatcher Kozal	2
Derek Hackman	11		
Nic Nelson	10		
Dawson Parry	10		
MULTI-RBI GAMES		ACTIVE REACHED BASE STREAKS	
Derek Hackman	10	Ryan McDonald	31
Ryan McDonald	10	Luke Ira	15
Luke Ira	8	Henry George	9
Dawson Parry	8	Thatcher Kozal	5
Nic Nelson	6	Dawson Parry	5
Drew Beazley	5	Derek Hackman	4
Henry George	5	Nic Nelson	4
		Reece Anderson	3

• Luke Ira has extended his streak of consecutive games started to 112, which dates back to late in the 2019 season. Ira has made 91 straight starts and a total of 93 starts at shortstop during his current streak, while also starting 17 games at second base and two at third base.

• SDSU has recorded 49 more extra-base hits than the opposition this season, 145-96, and have a .441 team slugging percentage compared to .370 by its opponents. The Jackrabbits tallied 10 extra-base hits in their May 19 series opener against Oral Roberts — season-high six doubles and four home runs.

• Cody Carlson has factored into the decision in each of his 12 starts this season, posting a team-best seven wins against five losses. Carlson has been impressive in his last two starts, tossing a two-hit complete-game shutout May 15 against St. Thomas, followed by five innings of one-run baseball in the May 21 regular season finale at Oral Roberts. He was named Summit League Pitcher of the Week for his performance against St. Thomas.

• The Jackrabbit pitching staff did not issue a base on balls over 18 innings of the May 15 double-header against St. Thomas. SDSU did issue two free passes on hit by pitches in the twinbill.

**VERSUS THE FIELD:** South Dakota State went a combined 3-7 against the three other teams competing in the Summit League Baseball Championship during the 2022 regular season. The Jackrabbits claimed the regular season series against Omaha, 2-1, while dropping five of six games to Oral Roberts. SDSU and North Dakota State were limited to one game in their regular season series in April due to inclement weather, with the Bison posting a 13-5 victory at Erv Huether Field.

Following are the Jackrabbits' all-time series and season series records against the other three teams in the 2021 tournament field:

Opponent	All-Time Series	2022 Series
• vs. North Dakota State	SDSU leads 124-77	NDSU leads 1-0
• vs. Omaha	Omaha leads 92-86-1	SDSU leads 2-1
• vs. Oral Roberts	ORU leads 68-20	ORU leads 5-1

**TOURNAMENT HISTORY:** The Jackrabbits have found success at the Summit League Baseball Championship, advancing to the title series five of the previous 11 times they qualified for the four-team tournament, including winning the tournament title in 2013.

SDSU has won at least one game in all 11 of its previous Summit League Baseball Championship appearances. Overall, the Jackrabbits have compiled an 18-21 record in Summit League postseason tournament games.

#### 2009 at Tulsa, Okla.

- Southern Utah 11, SDSU 8
- SDSU 7, Centenary (La.) 3 [10 inn.]
- SDSU 9, Southern Utah 4
- Oral Roberts 6, SDSU 2 [Championship]

#### 2010 at Tulsa, Okla.

- SDSU 6, Oakland 5 [10 inn.]
- Oral Roberts 21, SDSU 6
- SDSU 20, Oakland 6
- Oral Roberts 12, SDSU 2 [Championship]

#### 2011 at Sioux Falls

- SDSU 4, North Dakota State 1
- Oral Roberts 7, SDSU 1
- SDSU 13, North Dakota State 10
- Oral Roberts 5, SDSU 4 [11 inn.] [Championship]

#### 2012 at Tulsa, Okla. — SDSU did not qualify

#### 2013 at Rochester, Mich.

- Western Illinois 4, SDSU 2
- SDSU 8, Oakland 4
- SDSU 5, Western Illinois 4
- SDSU 2, North Dakota State 0 [Championship]
- SDSU 1, North Dakota State 0 [Championship]

#### 2014 at Sioux Falls

- North Dakota State 4, SDSU 3
- SDSU 6, Fort Wayne 3
- Western Illinois 5, SDSU 2

#### 2015 at Sioux Falls

- SDSU 7, Fort Wayne 3
- Oral Roberts 9, SDSU 3
- Fort Wayne 6, SDSU 5

#### 2016 at Tulsa, Okla.

- Oral Roberts 6, SDSU 5
- SDSU 8, Omaha 0
- Oral Roberts 5, SDSU 2

#### 2017 at Tulsa, Okla.

- SDSU 6, North Dakota State 5
- Oral Roberts 5, SDSU 3
- North Dakota State 8, SDSU 2

#### 2018 at Tulsa, Okla.

- Oral Roberts 13, SDSU 8
- SDSU 8, Western Illinois 4
- SDSU 13, North Dakota State 7
- Oral Roberts 11, SDSU 3 [Championship]

#### 2019 at Tulsa, Okla.

- Oral Roberts 5, SDSU 2
- SDSU 9, Western Illinois 5
- Oral Roberts 4, SDSU 0

#### 2020 – no tournament (season canceled)

#### 2021 at Omaha, Neb..

- Oral Roberts 7, SDSU 1
- SDSU 7, Omaha 0
- Oral Roberts 5, SDSU 3 [11 inn.]

#### Records against Opponents

Centenary • 1-0	Omaha • 2-0
Fort Wayne • 2-1	Oral Roberts • 0-15
North Dakota State • 6-2	Southern Utah • 1-1
Oakland • 3-0	Western Illinois • 3-2



## 2022 TEAM GAME HIGHS

### TEAM – BATTING

**AT-BATS:** 48, at Oral Roberts, 3-25-22  
**RUNS SCORED:** 17, vs. Dakota Wesleyan, 4-19-22  
**HITS:** 16, vs. Briar Cliff, 4-20-22  
**RUNS BATTED IN:** 16, vs. Dakota Wesleyan, 4-19-22  
**DOUBLES:** 6, vs. Oral Roberts, 5-19-22  
**TRIPLES:** 1, three times (last: vs. St. Thomas, 5-15-22 [Game 1])  
**HOME RUNS:** 4, four times (last: vs. Oral Roberts, 5-19-22)  
**TOTAL BASES:** 31, vs. Oral Roberts, 5-19-22  
**BASES ON BALLS:** 11, vs. Dakota Wesleyan, 4-19-22  
**STRIKEOUTS:** 19, vs. Oral Roberts, 5-19-22  
**STOLEN BASES:** 5, at Omaha, 5-6-22,  
**SACRIFICE BUNTS:** 1, nine times (last: vs. St. Thomas, 5-15-22 [Game 2])  
**SACRIFICE FLIES:** 2, at Northwestern State, 3-17-22, and at St. Thomas, 4-2-22  
**HIT BY PITCH:** 8, at Northwestern State, 3-17-22  
**RUNNERS LEFT ON BASE:** 15, at Minnesota, 4-26-22  
**HIT INTO DOUBLE PLAY:** 2, five times (last: vs. St. Thomas, 5-14-22)

### TEAM – FIELDING

**PUTOUTS:** 41, at Oral Roberts, 3-25-22  
**ASSISTS:** 15, at Wichita State, 3-12-22  
**ERRORS:** 6, vs. Purdue, 2-19-22 [Game 1]  
**DOUBLE PLAYS:** 2, five times (last: vs. Oral Roberts, 5-20-22)

### TEAM – PITCHING

**INNINGS PITCHED:** 13.2, at Oral Roberts, 3-25-22  
**MOST RUNS ALLOWED:** 19, at Wichita State, 3-13-22  
**FEWEST RUNS ALLOWED:** 0, vs. St. Thomas, 5-15-22 [Game 1]  
**MOST WALKS ALLOWED:** 10, at Wichita State, 3-13-22  
**FEWEST WALKS ALLOWED:** 0, three times (last: vs. St. Thomas, 5-15-22 [Game 2])  
**STRIKEOUTS:** 18, at Oral Roberts, 3-25-22  
**MOST HITS ALLOWED:** 15, vs. Oral Roberts, 5-19-22  
**HOME RUNS ALLOWED:** 4, vs. Oral Roberts, 5-19-22  
**WILD PITCHES:** 5, at Minnesota, 3-2-22  
**HIT BATTERS:** 4, vs. Purdue, 2-19-22 [Game 1]

## SUMMIT LEAGUE AWARDS

### ALL-SUMMIT LEAGUE FIRST TEAM

- Ryan Bourassa – Relief Pitcher
- Derek Hackman – Catcher

### ALL-SUMMIT LEAGUE SECOND TEAM

- Nic McCay – Starting Pitcher
- Ryan McDonald – Utility
- Dawson Parry – Designated Hitter

### PLAYER OF THE WEEK

- Ryan McDonald (March 14)
- Henry George (May 16)

### PITCHER OF THE WEEK

- Ryan Bourassa (May 9)
- Cody Carlson (May 16)

**SUMMIT LEAGUE SUCCESS:** South Dakota State has been a consistent winner in The Summit League since it became a league member more than a decade ago. Now in its 14th season as a member of The Summit League, the Jackrabbits have compiled a 202-165 (.550 winning percentage) record in regular season conference games. SDSU has posted a .500 or better record in league play nine times and has now qualified for the four-team postseason tournament 12 out of the 13 years it has been eligible.

The Jackrabbits shared a Summit League regular season title in 2010 and won the Summit postseason tournament in 2013.

**ALL-SUMMIT HONORS:** Led by first-team selections Derek Hackman and Ryan Bourassa, five South Dakota State baseball players were honored Tuesday on the 2022 All-Summit League Baseball Team. Selections were determined by a vote among the league's seven head coaches.

A senior from Johnston, Iowa, Hackman moved up to the first team after receiving second-team recognition in 2021. The left-handed-hitting Hackman finished the regular season tied for the team lead with 37 runs batted in, while hitting .293 with nine home runs.

Bourassa, a junior from West Fargo, North Dakota, has compiled a 2-3 record with five saves in 16 appearances this season, but has been dominant at times, striking out 61 batters in 39 1/3 innings. He is limiting the opposition to a .141 batting average en route to a 2.29 earned run average.

Representing the Jackrabbits on the second team were utility player Ryan McDonald, designated hitter Dawson Parry and starting pitcher Nic McCay.

McDonald posted team bests with a .324 batting average and 11 doubles, while tying for the team lead with 10 home runs and ranking third with 34 RBIs. The junior from Prior Lake, Minnesota, has seen action in right field, at catcher and at designated hitter during the 2022 season.

Parry shares the team lead with 37 runs batted in and has added nine home runs in his first season in the Jackrabbit line. The junior college transfer from Highland, Utah, carries a .250 batting average into the Summit League tournament.

McCay returned to the Jackrabbits' starting rotation after missing the two previous seasons due to injury. The right-hander from Carlisle, Iowa, has turned in a 4-3 record over 13 starts while leading the staff with 66 strikeouts in 67 innings pitched.

**TOP CATCHING TANDEM:** South Dakota State's Derek Hackman and Ryan McDonald have provided plenty of offensive pop and solid defense from the catching position during the 2022 campaign.

The team's regular starting catcher, the left-handed hitting Hackman has been a consistent offensive performer for the Jackrabbits each of the past two seasons.

A senior from Johnston, Iowa, Hackman recorded the second two-home run game of his career in the May 15 series finale against St. Thomas, hitting two three-run shots en route to a career-high six runs batted in. That performance marked the beginning of a three-game span in which he hit four home runs and drove in 11 runs.

For the season, Hackman ranks second on team in runs scored (37) and slugging percentage (.540), is tied for second in doubles and ranks third in on-base percentage (.399).

In 2021, Hackman was a second-team all-Summit League selection after posting team highs with a .319 batting average, eight home runs and 31 runs scored.

Hackman has moved into the Jackrabbit career top 10 in a pair of categories during his senior season. His 108 career walks rank fifth and his 966 career putouts rank sixth.

When not catching, McDonald has been the Jackrabbits' primary right fielder in 2022. He was honored as Summit League Baseball Player of the Week March 14 after hitting .600 (6-for-10) during a weekend series at Wichita State.

McDonald has continued his hitting prowess since the Wichita State series by reaching base safely in 31 consecutive games, including a March 17 game at Northwestern State (La.) in which he went 3-for-5 with a triple, grand slam and career-high seven RBIs.

A junior from Prior Lake, Minnesota, McDonald currently leads the team with a .324 batting average, 11 doubles, .633 slugging percentage and a .444 on-base percentage. He also is tied for second on the squad with 10 home runs his 34 RBIs rank third.

## QUICK FACTS

**NAME OF SCHOOL:** South Dakota State University  
**CITY/ZIP:** Brookings, SD 57007  
**ENROLLMENT:** 12,465 (fall 2021)  
**COLORS:** Yellow and Blue  
**HOME STADIUM:** Erv Huether Field (600 capacity)  
**PRESIDENT:** Dr. Barry H. Dunn  
**ATHLETIC DIRECTOR:** Justin Sell  
**2021 OVERALL RECORD:** 15-32  
**2021 SUMMIT LEAGUE RECORD:** 9-19 (fourth place)  
**HOME RECORD:** 6-6  
**AWAY/NEUTRAL RECORD:** 8-22/1-4  
**POSITION STARTERS RETURNING/LOST:** 8/1  
**ALL-TIME RECORD:** 1,385-1,146-5  
**FIRST YEAR OF BASEBALL:** 1947  
**NCAA DIVISION I POSTSEASON APPEARANCES:** One/2013  
**NCAA DIVISION II POSTSEASON APPEARANCES:** Nine (last in 1995)

## 2022 INDIVIDUAL GAME HIGHS

### BATTING

**AT-BATS:** 6, seven times  
**RUNS SCORED:** 4, by Derek Hackman, vs. Briar Cliff, 4-20-22  
**HITS:** 4, by Henry George, at Minnesota, 4-26-22  
**RUNS BATTED IN:** 7, by Ryan McDonald, at Northwestern State, 3-17-22  
**DOUBLES:** 3, by Drew Beazley, at Incarnate Word, 2-25-22 [Game 1]  
**TRIPLES:** 1, three times (last: by Henry George, vs. St. Thomas, 5-15-22 [Game 1])  
**HOME RUNS:** 2, by Dawson Parry, vs. St. Thomas, 5-14-22, and by Derek Hackman, vs. St. Thomas, 5-15-22 [Game 2]  
**TOTAL BASES:** 9, by Henry George, vs. St. Thomas, 5-15-22 [Game 1]  
**BASES ON BALLS:** 3, five times (last: by Luke Ira, vs. Dakota Wesleyan, 4-19-22)  
**STRIKEOUTS:** 4, five times (last: by Drew Beazley and Thatcher Kozal, vs. Oral Roberts, 5-19-22)  
**STOLEN BASES:** 2, five times (last: by Reece Anderson and Henry George, at Omaha, 5-6-22)  
**SACRIFICE FLIES:** 2, by Derek Hackman, at St. Thomas, 4-2-22  
**HIT BY PITCH:** 2, five times (last: by Dawson Parry, vs. Oral Roberts, 5-19-22)

### FIELDING

**PUTOUTS:** 17, by Derek Hackman, vs. Oral Roberts, 3-25-22  
**ASSISTS:** 8, by Nic Nelson, at Wichita State, 3-12-22  
**ERRORS:** 2, five times

### PITCHING

**INNINGS PITCHED:** 9.0, by Cody Carlson, vs. St. Thomas, 5-15-22 [Game 1]  
**RUNS ALLOWED:** 7, three times (last: by Cody Carlson, at Oral Roberts, 3-26-22)  
**STRIKEOUTS:** 12, by Ryan Bourassa, at Oral Roberts, 3-25-22  
**MOST WALKS ALLOWED:** 6, by Ryan Bourassa, at Central Arkansas, 3-4-22  
**HIT BATTERS:** 3, by Cody Carlson, vs. Purdue, 2-19-22 [Game 1]

**BOURASSA CONTINUES RECORD PACE:** Junior right-hander Ryan Bourassa has picked up right where he left off in the strikeout department during the first half of the 2022 season.

Thus far during the 2022 season, Bourassa has tallied 61 strikeouts in only 39 1/3 innings over 16 appearances, which translates to 13.96 strikeouts per nine innings pitched.

A junior from West Fargo, North Dakota, Bourassa was honored as Summit League Pitcher of the Week May 9. He struck out 11 batters in only four innings of work in closing out both Jackrabbit victories in a series May 6-8 at Omaha.

In the May 6 series opener, he earned the save by pitching three shutout innings with eight strikeouts. Bourassa again struck out the side in the ninth inning of the May 8 series finale to preserve an 8-3 Jackrabbit victory. Over his two appearances, Bourassa allowed one hit and one walk.

Bourassa turned in the best performance of his Jackrabbit career March 25 at Oral Roberts as he tossed six shutout innings of relief in a no-decision, notching a career-high 12 strikeouts. He fanned the side in order in both the eighth and 11th innings, and allowed only one hit and one walk for a Jackrabbit squad that eventually dropped a 5-4 decision in 14 innings.

A native of West Fargo, North Dakota, Bourassa began the 2021 campaign in the starting rotation, but made a seamless transition to the bullpen midway through the year and responded by striking out 65 batters in only 42 1/3 innings to set an SDSU single-season record with an average of 13.82 K's per nine innings pitched.

Bourassa also now holds the SDSU career mark for strikeouts per nine innings after passing the 60-inning threshold in his March 25 appearance. His 126 strikeouts in 81 2/3 innings equate to 13.89 K's per full game, which also would stand as an SDSU record.

**BARNETT, TOO:** Senior left-hander Bret Barnett also has displayed big-time strikeout ability during his Jackrabbit career, recording an average of well over a K per inning while not allowing an extra-base hit so far this season.

After striking out 43 batters and walking only 12 in a combined 28 innings of relief over 13 appearances so far this season, the native of Indianola, Iowa, has notched 144 strikeouts in 109 1/3 career innings for a ratio of 11.85 strikeouts per nine innings that currently ranks as the second-highest in program history.

He struck out six batters over three innings in the first game of a March 19 double-header at Northwestern State, notching his first three K's of the outing in succession after entering the game in the bottom of the fifth inning with the bases loaded and nobody out. Barnett matched that total in another three-inning save April 16 at Northern Colorado.

With saves in four consecutive appearances, including in the April 26 victory at Minnesota, Barnett has solidified his hold on third place on the Jackrabbits career charts with 18. He also has moved into sole possession of third place in career appearances at SDSU with 73, breaking a tie with Brett Mogen (72 appearances from 2017-21) in his most recent appearance, May 21 versus Oral Roberts.

Barnett is currently replicating the dominance he displayed during an all-league 2019 season in which he posted a 5-1 record and seven saves, while turning in a 1.31 ERA over 20 relief appearances. Last season, Barnett tallied a pair of saves and struck out 36 batters in 24 1/3 innings en route to a 1-2 mark.

**BIG INNINGS:** South Dakota State has hung some large crooked numbers on the scoreboard in recent weeks.

The Jackrabbits struck for seven runs in both the second and third innings of their April 19 home game against Dakota Wesleyan, then put up five runs in the second inning the next day against Briar Cliff.

SDSU matched its biggest inning of the season, scoring eight times in the third inning of their April 26 matchup at Minnesota. The Jackrabbits sent 13 batters to the plate in the frame as they tied an eight-run outburst in the second inning of a March 17 game at Northwestern State (La.).

Big innings are nothing new for the Jackrabbits this season, who also scored five runs in the first innings of road wins at Minnesota (March 2) and Central Arkansas (March 5).

## COACH BISHOP

### AT HURON UNIVERSITY

- 38-18 record in one season (2000)

### AT MILES CITY COMMUNITY COLLEGE

- 377-151 in 10 seasons (2001-10)

### AT MONTANA STATE-BILLINGS

- 134-153-1 in six seasons (2011-16)

### AT SOUTH DAKOTA STATE

- 114-143 in six seasons (2017-present)

\* 26-24 in 2017

\* 18-32 in 2018

\* 28-22 in 2019

\* 5-12 in 2020

\* 15-32 in 2021

\* 22-21 in 2022

### CAREER TOTALS

- 663-465-1 in 22 seasons (2000-present)

**TAKING ONE (OR EIGHT) FOR THE TEAM:** South Dakota State set a new program record in the Division I era when Jackrabbit hitters were hit by pitches a total of eight times in the March 17 series opener at Northwestern State.

Nic Nelson and Derek Hackman were each plunked twice in the 16-2 Jackrabbit victory, while Reece Anderson, Henry George, Adam Benes and Ryan McDonald were each awarded one free pass. SDSU batters have been hit by a pitch a total of 58 times so far this season.

The previous single-game record of six hit batters was set on three occasions, the most recent being Feb. 28, 2021, at Northern Colorado.

**COACH BISHOP:** Rob Bishop, who has guided college baseball teams to more than 600 victories, was named head baseball coach at South Dakota State University on Aug. 1, 2016. Bishop is the ninth head coach in program history and the fourth in the Division I era of Jackrabbit baseball.

Through five-plus seasons with the Jackrabbits, Bishop holds a 114-143 record at SDSU, including a 73-63 mark in Summit League regular season games. He recorded his 100th win with the Jackrabbits on April 3, 2022, as SDSU posted a 2-1 victory at St. Thomas.

In his first season, Bishop's 2017 squad returned to the winning side of the ledger with a 26-24 overall mark, including an 18-12 record for a third-place finish in The Summit League standings. SDSU won its opening-round game in the Summit League Baseball Championship, 6-5, over second-seeded North Dakota State.

In 2018, SDSU overcame a slow start to post a winning record in Summit League play at 14-13 and went on to reach the title game of the Summit League Baseball Championship. The Jackrabbits finished with an 18-32 overall record during a campaign in which they played only six home games.

SDSU bounced back in 2019, posting a 28-22 overall record that included a second-place mark of 19-10 in Summit League play. The Jackrabbits won or split nine of the 10 league series in regular season play en route to making an appearance in the four-team Summit League Baseball Championship for the 10th time in 11 years.

The 2020 season was canceled just before the start of Summit League play, with SDSU posting a 5-12 record in the first month of the season. The Jackrabbits recorded wins at Minnesota, Air Force and Kansas State the final week of the pandemic-shortened campaign.

When play resumed in the spring of 2021, the Jackrabbits posted a 15-32 overall record and suffered their first losing season in league play since 2016, but managed to earn the fourth and final spot in the Summit League Baseball Championship.

In the conference tournament, the Jacks staved off elimination with a shutout victory over host Omaha before falling in 11 innings to regular season champion Oral Roberts.

Overall, Bishop holds a 663-465-1 record (.588 winning percentage) as a collegiate head coach. He earned his 600th career victory in the Jackrabbits' 8-6 victory at UA Little Rock on March 10, 2019.

Individually, Jackrabbit players have been honored as all-Summit League performers 25 times during Bishop's tenure, including eight all-league selections in 2019. Utility player Nick Smith was honored for the third consecutive season, while shortstop Gus Steiger and starting pitcher Tyler Olmstead were repeat selections in 2019.

In addition, Bishop has mentored a handful of Jackrabbit players who have pursued professional careers. Catcher Luke Ringhofer was selected in the 22nd round of the 2017 Major League Baseball Draft by the Baltimore Orioles and relief pitcher Chris Halbur was offered a free agent contract by the Los Angeles Dodgers after Bishop's first season in Brookings. Shortstop Gus Steiger signed with the Cincinnati Reds following an abbreviated 2020 MLB Draft. In 2019, left-handed pitcher Brady Stover was a 31st-round pick of the Washington Nationals, but opted to return to the Jackrabbits for his senior season.

Prior to becoming head coach at SDSU, Bishop spent six years at NCAA Division II member Montana State University-Billings, where he led the Yellowjackets to back-to-back Great Northwest Athletic Conference regular season titles in 2015 and 2016, attaining the program's first-ever 30-win season with a 30-20 record in 2016.

Previously, Bishop spent 10 years at Miles City Community College in Montana, where his teams won MonDak conference championships every year. His squads also claimed five consecutive junior college region titles and a Northwest District championship in 2007 to advance to the NJCAA Division II College World Series.

## PRONUNCIATION GUIDE

Arbogast	ARE-bo-gast
Beazley	BEES-lee
Berliner	BURR-line-er
Benes	BEN-iss
Bourassa	boo-RAH-sah
Goble	GO-bull
Grunzke	GRUNZ-key
Husak	HEW-sack
Kogel	CO-gull
Kozal	CO-zull
Odenbach	OH-den-bock
Petron	PET-ron
Sagedahl	SAG-ah-doll
Dagen Schramm	DAY-gun shram
Toman	TOE-man

Bishop's teams won at least 30 games in all 10 seasons, including four with 40 wins. He ended his tenure at Miles City with a 377-151 overall record.

He also served as athletic director the last five years of his tenure at Miles City.

Bishop served as a graduate assistant at SDSU under head coach Mark Ekeland during the 1998 and 1999 seasons. In his first year as a head coach, Bishop led Huron University to the South Dakota Intercollegiate Conference title in 2000 with a 38-18 record.

A 1994 graduate of Jamestown College, Bishop earned NAIA All-America honors during the 1992 and 1994 seasons as an infielder.

**THE ROSTER:** The 2021 SDSU baseball roster features 36 players from 10 different states. Of the 36 players, 10 are from Iowa, nine are from South Dakota and seven hail from Minnesota. Two players are from Montana, Nebraska and North Dakota, while Colorado, Utah, Washington and Wisconsin are represented by one player each.

By class, two are graduate students, three are seniors, 10 are juniors, 10 are sophomores and 11 are freshmen (three returning, eight incoming).

NO.	PLAYER	Pos.	B-T	Ht.	Wt.	Yr.	HOMETOWN (PREVIOUS SCHOOL)
1	Jess Bellows*	OF	R/R	5-10	180	So.	Miles City, Mont./Custer County District H.S.
2	Henry George	OF	L/L	5-9	175	Gr.	Woodbury, Minn./Minnesota Duluth
3	Avery Mellman*	IF	R/R	6-0	195	So.	Mason City, Iowa / Mason City H.S.
5	Brady Hawkins	P	R/R	6-3	225	R-Fr.	Mitchell, S.D./Ethan H.S.
6	Jordan Sagedahl*	IF/C	R/R	6-2	190	So.	Olivia, Minn./BOLD H.S.
7	Bret Barnett***	P	L/L	6-4	200	Sr.	Indianola, Iowa/Martensdale-St. Mary's H.S.
8	Ryan McDonald**	C/OF	R/R	5-11	210	Jr.	Prior Lake, Minn./Prior Lake H.S.
9	Derek Hackman***	C	L/R	6-0	215	Sr.	Johnston, Iowa/Johnston H.S.
11	Logan Smith	P	R/R	5-10	185	So.	Grimes, Iowa/Dallas-Center Grimes H.S.
12	Colton Cox**	OF	R/R	6-1	185	Sr.	Aberdeen, S.D./Roncalli H.S.
13	Brock Rinehart	C	L/R	5-10	190	R-Fr.	Woodbury, Minn./Woodbury H.S.
14	Drew Beazley**	IF/P	R/R	6-1	190	Jr.	Johnston, Iowa/Johnston H.S.
15	Thatcher Kozal	OF	L/R	5-11	185	Jr.	Waverly, Neb./Iowa Western CC
17	Nic Nelson	IF	R/R	6-0	225	Jr.	Apple Valley, Minn./North Iowa Area CC
18	Reece Anderson*	OF	R/R	6-1	185	So.	Johnston, Iowa/Johnston H.S.
19	Owen Bishop*	P/IF	R/R	6-2	190	So.	Arlington, Wash./Arlington H.S.
20	Clay Odenbach	P	L/L	6-7	200	So.	Thompson, N.D./Thompson H.S.
21	Reece Arbogast	P	R/L	5-8	175	Fr.	Sioux Falls, S.D./O'Gorman H.S.
22	Luke Ira**	IF	R/R	6-0	190	Jr.	Iowa City, Iowa/Solon H.S.
23	Cade Stuff	IF	R/R	6-0	190	Jr.	Great Falls, Mont./Miles CC
24	Jamie Berg**	OF	L/L	5-10	160	Jr.	Mahtomedi, Minn./Mahtomedi H.S.
25	Tyson Kogel	IF	L/R	5-10	175	Fr.	Sioux Falls, S.D./Harrisburg H.S.
27	Jon Baker	P	R/R	5-11	195	So.	Cloquet, Minn./Cloquet H.S.
28	Adam Benes	IF	R/R	5-11	170	Fr.	Longmont, Colo./Longmont H.S.
29	Cody Carlson*	P	L/L	5-9	200	Gr.	Rapid City, S.D./Northeastern JC (Colo.)
30	Ryan Bourassa*	P	R/R	6-0	230	Jr.	West Fargo, N.D./Bismarck State College
31	Dagen Schramm	C	L/R	6-0	170	R-Fr.	Sioux Falls, S.D./Washington H.S.
32	Eli Sundquist*	P	R/R	6-1	185	So.	Chisholm, Minn./Chisholm H.S.
33	Dawson Parry	IF/DH	R/R	6-1	250	Jr.	Highland, Utah/Miles CC
34	Nic McCay*	P	R/R	6-0	200	R-So.	Carlisle, Iowa/Carlisle H.S.
35	Carter Petron	P	L/L	6-1	180	Fr.	Rice, Minn./Royalton H.S.
37	Joe Husak	P	R/R	6-0	190	Fr.	Cambridge, Iowa/North Polk H.S.
38	Dane Toman	P	R/R	6-1	175	Fr.	Bellevue, Neb./Bellevue West H.S.
39	Alex Clemons	P	R/R	6-1	185	Fr.	Bettendorf, Iowa/Pleasant Valley H.S.
40	Jake Goble	P/IF	R/R	6-5	235	Fr.	Rapid City, S.D./St. Thomas More H.S.
41	Blake Kunz	P	R/R	6-5	250	Jr.	Germantown, Wis./Germantown, Wis.

\* indicates number of varsity letters earned

## COACHING STAFF

26-Rob Bishop	Head Coach
10-Brian Grunzke	Assistant Coach
36-Kirk Clark	Pitching Coach
4-Evan Berliner	Volunteer Assistant



# 2022 JACKRABBIT BASEBALL RESULTS

DATE	OPPONENT	SCORE	SITE	SDSU	OPPONENT	W-L	PITCHER OF RECORD
Feb. 18	Purdue	L, 4-5	Sugar Land, Texas	4-7-1	5-5-0	0-1	Jake Goble (0-1)
Feb. 19	Purdue	L, 1-11	Sugar Land, Texas	1-3-6	11-6-0	0-2	Cody Carlson (0-1)
Feb. 19	Purdue	L, 3-14	Sugar Land, Texas	3-5-3	14-11-0	0-3	Owen Bishop (0-1)
Feb. 20	Purdue	L, 7-10	Sugar Land, Texas	7-10-3	10-10-4	0-4	Drew Beazley (0-1)
Feb. 24	Incarnate Word	L, 7-10	San Antonio, Texas	7-14-3	10-14-2	0-5	Nic McCay (0-1)
Feb. 25	Incarnate Word	W, 6-4	San Antonio, Texas	6-6-2	4-8-0	1-5	Cody Carlson (1-1)
Feb. 25	Incarnate Word	L, 0-1	San Antonio, Texas	0-2-1	1-4-0	1-6	Owen Bishop (0-2)
Mar. 2	Minnesota	W, 7-5	Minneapolis, Minn.	7-11-0	5-13-2	2-6	Reece Arbogast (1-0)
Mar. 4	Central Arkansas	L, 3-5	Conway, Ark.	3-6-0	5-10-0	2-7	Ryan Bourassa (0-1)
Mar. 5	Central Arkansas	L, 0-5	Conway, Ark.	0-6-1	5-6-0	2-8	Cody Carlson (1-2)
Mar. 6	Central Arkansas	W, 9-1	Conway, Ark.	9-12-0	1-3-0	3-8	Jake Goble (1-1)
Mar. 11	Wichita State	L, 2-5	Wichita, Kan.	2-3-3	5-9-0	3-9	Nic McCay (0-2)
Mar. 12	Wichita State	W, 4-2	Wichita, Kan.	4-9-3	2-5-2	4-9	Cody Carlson (2-2)
Mar. 13	Wichita State	L, 7-19	Wichita, Kan.	7-13-1	19-14-1	4-10	Jake Goble (1-2)
Mar. 17	Northwestern State	W, 16-2	Natchitoches, La.	16-10-1	2-4-1	5-10	Owen Bishop (1-2)
Mar. 18	Northwestern State	L, 2-6	Natchitoches, La.	2-8-3	6-5-3	5-11	Ryan Bourassa (0-2)
Mar. 19	Northwestern State	W, 4-2	Natchitoches, La.	4-5-0	2-7-1	6-11	Cody Carlson (3-2)
Mar. 19	Northwestern State	L, 9-13	Natchitoches, La.	9-11-1	13-9-2	6-12	Drew Beazley (0-2)
Mar. 25	*Oral Roberts	[14 inn.] L, 4-5	Tulsa, Okla.	4-8-1	5-11-1	6-13 (0-1)	Reece Arbogast (1-1)
Mar. 26	*Oral Roberts	[7 inn.] L, 1-13	Tulsa, Okla.	1-5-2	13-11-0	6-14 (0-2)	Cody Carlson (3-3)
Mar. 27	*Oral Roberts	L, 7-10	Tulsa, Okla.	7-7-3	10-12-0	6-15 (0-3)	Bret Barnett (0-1)
Apr. 2	*St. Thomas	W, 5-3	St. Paul, Minn.	5-5-3	3-5-2	7-15 (1-3)	Nic McCay (1-2)
Apr. 3	*St. Thomas	W, 2-1	St. Paul, Minn.	2-7-4	1-4-1	8-15 (2-3)	Cody Carlson (4-3)
Apr. 3	*St. Thomas	W, 6-1	St. Paul, Minn.	6-9-0	1-5-0	9-15 (3-3)	Owen Bishop (2-2)
Apr. 9	*WESTERN ILLINOIS	W, 4-3	Erv Huether Field	4-4-2	3-5-0	10-15 (4-3)	Nic McCay (2-2)
Apr. 9	*WESTERN ILLINOIS	L, 2-5	Erv Huether Field	2-5-1	5-9-0	10-16 (4-4)	Cody Carlson (4-4)
Apr. 10	*WESTERN ILLINOIS	[7 inn.] W, 12-1	Erv Huether Field	12-13-0	1-9-0	11-16 (5-4)	Ryan Bourassa (1-2)
Apr. 15	*Northern Colorado	W, 8-7	Greeley, Colo.	8-10-1	7-12-2	12-16 (6-4)	Ryan Bourassa (2-2)
Apr. 16	*Northern Colorado	W, 5-2	Greeley, Colo.	5-13-1	2-13-3	13-16 (7-4)	Cody Carlson (5-4)
Apr. 17	*Northern Colorado	L, 3-12	Greeley, Colo.	3-5-2	12-12-0	13-17 (7-5)	Owen Bishop (2-3)
Apr. 19	DAKOTA WESLEYAN	[7 inn.] W, 17-1	Erv Huether Field	7-15-1	1-3-3	14-17	Brady Hawkins (1-0)
Apr. 20	BRIAR CLIFF	[7 inn.] W, 13-2	Erv Huether Field	13-16-0	2-7-1	15-17	Drew Beazley (1-2)
Apr. 26	Minnesota	W, 12-6	Minneapolis, Minn.	12-13-2	6-9-1	16-17	Brady Hawkins (2-0)
Apr. 29	*NORTH DAKOTA STATE	L, 3-8	Erv Huether Field	3-7-0	8-14-0	16-18 (7-6)	Nic McCay (2-3)
May 6	*Omaha	W, 5-2	Omaha, Neb.	5-12-0	2-7-1	17-18 (8-6)	Nic McCay (3-3)
May 7	*Omaha	L, 3-8	Omaha, Neb.	3-10-1	8-12-2	17-19 (8-7)	Cody Carlson (5-5)
May 8	*Omaha	W, 8-3	Omaha, Neb.	8-11-1	3-10-0	18-19 (9-7)	Owen Bishop (3-3)
May 14	*ST. THOMAS	W, 11-4	Erv Huether Field	11-12-0	4-7-0	19-19 (10-7)	Nic McCay (4-3)
May 15	*ST. THOMAS	W, 9-0	Erv Huether Field	9-11-1	0-2-0	20-19 (11-7)	Cody Carlson (6-5)
May 15	*ST. THOMAS	W, 11-2	Erv Huether Field	11-10-0	2-5-1	21-19 (12-7)	Owen Bishop (4-3)
May 19	*ORAL ROBERTS	L, 11-12	Erv Huether Field	12-15-2	11-13-3	21-20 (12-8)	Ryan Bourassa (2-3)
May 20	*ORAL ROBERTS	L, 5-13	Erv Huether Field	5-6-2	13-14-2	21-21 (12-9)	Owen Bishop (4-4)
May 21	*ORAL ROBERTS	W, 7-3	Erv Huether Field	7-8-0	3-9-3	22-21 (13-9)	Cody Carlson (7-5)

## 2022 INNING-BY-INNING SCORING SUMMARY

	1	2	3	4	5	6	7	8	9	EX	TOTAL
South Dakota State	35	41	41	28	21	28	31	30	10	0	265
Opponents	27	23	32	38	30	25	33	34	4	1	247

## JACKRABBITS' RECORD WHEN ...

Overall .....	22-21	Scoring 6-9 Runs .....	8-5	Trailing After 8 Innings .....	0-18
Summit League .....	13-9	Scoring 10+ Runs .....	7-1	Tied After 8 Innings .....	1-1
Non-Conference .....	9-12	Opponent Scores 0-2 Runs .....	13-1	Hit 0 Home Runs .....	3-9
Home Games .....	8-4	Opponent Scores 3-5 Runs .....	7-6	Hit 1 Home Run .....	9-7
Away Games .....	14-13	Opponent Scores 6-9 Runs .....	2-3	Hit 2+ Home Runs .....	10-5
Neutral-Site Games .....	0-4	Opponent Scores 10+ Runs .....	0-1	Opponent Hit 0 Home Runs .....	15-9
Day Games .....	22-13	Scored in First Inning .....	9-6	Opponent Hit 1 Home Run .....	6-8
Night Games (start 6 p.m. or later) .....	2-5	Opponent Scored in First Inning .....	2-7	Opponent Hit 2+ Home Runs .....	1-4
vs. Left-Handed Starter .....	11-5	Scores First .....	18-9	Made 0 Errors .....	10-2
vs. Right-Handed Starter .....	11-16	Opponent Scores First .....	4-12	Made 1 Error .....	6-8
1-Run Games .....	3-4	Leading After 6 Innings .....	20-1	Made 2+ Errors .....	6-11
2-Run Games .....	5-1	Trailing After 6 Innings .....	0-19	Opponent Made 0 Errors .....	8-12
5+ Run Games .....	11-9	Tied After 6 Innings .....	2-1	Opponent Made 1 Error .....	7-2
Extra Innings .....	0-1	Leading After 7 Innings .....	17-0	Opponent Made 2+ Errors .....	7-7
Shutouts .....	1-2	Trailing After 7 Innings .....	1-19	Out-Hit Opponent .....	14-3
Scoring 0-2 Runs .....	1-7	Tied After 7 Innings .....	0-0	Out-Hit By Opponent .....	6-15
Scoring 3-5 Runs .....	6-8	Leading After 8 Innings .....	17-0	Hits Tied .....	2-3



# 2022 JACKRABBIT BASEBALL STATISTICS

## JACKRABBIT HOME RUN LOG

1. Derek Hackman (1)	Feb. 18 vs. Purdue	Solo	3rd Inning
2. Luke Ira (1)	Feb. 18 vs. Purdue	2-Run	3rd Inning
3. Dawson Parry (1)	Feb. 25 at Incarnate Word-1	Grand Slam	3rd Inning
4. Drew Beazley (1)	Mar. 2 at Minnesota	3-Run	1st Inning
5. Luke Ira (2)	Mar. 5 at Central Arkansas-2	Solo	2nd Inning
6. Nic Nelson (1)	Mar. 5 at Central Arkansas-2	3-Run	8th Inning
7. Luke Ira (3)	Mar. 11 at Wichita State	Solo	7th Inning
8. Thatcher Kozal (1)	Mar. 11 at Wichita State	Solo	9th Inning
9. Ryan McDonald (1)	Mar. 13 at Wichita State	Solo	3rd Inning
10. Luke Ira (4)	Mar. 13 at Wichita State	Solo	4th Inning
11. Ryan McDonald (2)	Mar. 17 at Northwestern State	Grand Slam	8th Inning
12. Ryan McDonald (3)	Mar. 19 at Northwestern State-2	Solo	2nd Inning
13. Luke Ira (5)	Mar. 25 at Oral Roberts	3-Run	8th Inning
14. Ryan McDonald (4)	Mar. 26 at Oral Roberts	Solo	7th Inning
15. Thatcher Kozal (2)	Mar. 27 at Oral Roberts	2-Run	4th Inning
16. Owen Bishop (1)	Apr. 2 at St. Thomas	2-Run	1st Inning
17. Jordan Sagedahl (1)	Apr. 3 at St. Thomas-1	Solo	3rd Inning
18. Derek Hackman (2)	Apr. 3 at St. Thomas-2	2-Run	4th Inning
19. Dawson Parry (2)	Apr. 3 at St. Thomas-2	Solo	4th Inning
20. Luke Ira (6)	Apr. 3 at St. Thomas-2	2-Run	9th Inning
21. Luke Ira (7)	Apr. 9 vs. Western Illinois-1	2-Run	1st Inning
22. Drew Beazley (2)	Apr. 9 vs. Western Illinois-2	Solo	3rd Inning
23. Jordan Sagedahl (2)	Apr. 10 vs. Western Illinois	Solo	2nd Inning
24. Jamie Berg (1)	Apr. 10 vs. Western Illinois	2-Run	^6th Inning
25. Ryan McDonald (5)	Apr. 10 vs. Western Illinois	Solo	^6th Inning
26. Dawson Parry (3)	Apr. 10 vs. Western Illinois	Grand Slam	7th Inning
27. Ryan McDonald (6)	Apr. 15 at Northern Colorado	2-Run	5th Inning
28. Derek Hackman (3)	Apr. 15 at Northern Colorado	Solo	6th Inning
29. Dawson Parry (4)	Apr. 15 at Northern Colorado	2-Run	9th Inning
30. Drew Beazley (3)	Apr. 16 at Northern Colorado	3-Run	6th Inning
31. Drew Beazley (4)	Apr. 17 at Northern Colorado	Solo	2nd Inning
32. Luke Ira (8)	Apr. 17 at Northern Colorado	Solo	3rd Inning
33. Derek Hackman (4)	Apr. 17 at Northern Colorado	Solo	4th Inning
34. Luke Ira (9)	Apr. 19 vs. Dakota Wesleyan	2-Run	2nd Inning
35. Dawson Parry (5)	Apr. 19 vs. Dakota Wesleyan	2-Run	2nd Inning
36. Ryan McDonald (7)	Apr. 19 vs. Dakota Wesleyan	Grand Slam	3rd Inning
37. Dawson Parry (6)	Apr. 20 vs. Briar Cliff	3-Run	2nd Inning
38. Derek Hackman (5)	Apr. 20 vs. Briar Cliff	2-Run	4th Inning
39. Drew Beazley (5)	Apr. 26 at Minnesota	Grand Slam	3rd Inning
40. Drew Beazley (6)	Apr. 29 vs. North Dakota State	2-Run	9th Inning
41. Ryan McDonald (8)	May 6 at Omaha	Solo	8th Inning
42. Luke Ira (10)	May 8 at Omaha	Solo	4th Inning
43. Thatcher Kozal (3)	May 8 at Omaha	Solo	8th Inning
44. Dawson Parry (7)	May 14 vs. St. Thomas	3-Run	5th Inning
45. Nic Nelson (2)	May 14 vs. St. Thomas	2-Run	7th Inning
46. Dawson Parry (8)	May 14 vs. St. Thomas	3-Run	8th Inning
47. Henry George (1)	May 15 vs. St. Thomas-1	Solo	#1st Inning
48. Thatcher Kozal (4)	May 15 vs. St. Thomas-1	2-Run	^2nd Inning
49. Jordan Sagedahl (3)	May 15 vs. St. Thomas-1	Solo	^2nd Inning
50. Dawson Parry (9)	May 15 vs. St. Thomas-1	2-Run	3rd Inning
51. Derek Hackman (6)	May 15 vs. St. Thomas-2	3-Run	1st Inning
52. Henry George (2)	May 15 vs. St. Thomas-2	Solo	5th Inning
53. Ryan McDonald (9)	May 15 vs. St. Thomas-2	Solo	5th Inning
54. Derek Hackman (7)	May 15 vs. St. Thomas-2	3-Run	8th Inning
55. Nic Nelson (34)	May 19 vs. Oral Roberts	Solo	2nd Inning
56. Ryan McDonald (10)	May 19 vs. Oral Roberts	Solo	3rd Inning
57. Derek Hackman (8)	May 19 vs. Oral Roberts	Solo	3rd Inning
58. Henry George (3)	May 19 vs. Oral Roberts	2-Run	5th Inning
59. Derek Hackman (9)	May 20 vs. Oral Roberts	Solo	8th Inning

^ Back-to-back home runs

#Leadoff home run

Note: South Dakota State homered in a school-record 18 consecutive games from March 19 (Game 2) through May 6

## HOME RUNS BY TYPE

Solo	28
2-Run	17
3-Run	9
Grand Slam	5

## HOME RUNS BY INNING

First	5
Second	10
Third	12
Fourth	7
Fifth	5
Sixth	4
Seventh	4
Eighth	8
Ninth	4
10th or later	0

# The Automated ScoreBook

## Overall Statistics for South Dakota State (as of May 23, 2022)

### (All games Sorted by Batting avg)

Record: 22-21 Home: 8-4 Away: 14-13 Neutral: 0-4 Conference: 13-9

Player	avg	gp-gs	ab	r	h	2b	3b	hr	rbi	tb	slg%	bb	hp	so	gdp	ob%	sf	sh	sb-att	po	a	e	fld%
Ryan McDonald	.324	39-38	139	28	45	11	1	10	34	88	.633	23	7	35	3	.444	0	0	2-2	161	23	6	.968
Luke Ira	.303	43-43	175	36	53	10	0	10	32	93	.531	16	5	51	1	.374	2	0	6-6	56	102	14	.919
Jess Bellows	.300	6-6	20	1	6	3	0	0	1	9	.450	0	1	3	0	.333	0	0	0-1	12	0	2	.857
Henry George	.298	43-42	161	38	48	10	2	3	16	71	.441	26	2	23	0	.402	0	0	13-14	69	3	2	.973
Derek Hackman	.293	43-43	150	37	44	10	0	9	37	81	.540	24	7	36	4	.399	7	0	0-1	219	30	7	.973
Drew Beazley	.252	38-36	119	17	30	9	0	6	20	57	.479	15	8	50	0	.373	0	0	5-5	222	8	3	.987
Dawson Parry	.250	37-32	128	15	32	4	0	9	37	63	.492	5	6	25	4	.307	1	0	0-0	76	3	1	.988
Reece Anderson	.237	33-26	93	14	22	2	0	0	7	24	.258	11	4	25	2	.343	0	3	14-14	57	2	5	.922
Jamie Berg	.236	24-13	55	7	13	1	0	1	7	17	.309	5	1	15	0	.311	0	1	1-3	16	0	0	1.000
Nic Nelson	.235	41-39	153	25	36	10	0	3	20	55	.359	16	7	34	3	.335	0	0	0-0	21	64	9	.904
Owen Bishop	.226	19-18	31	3	7	3	0	1	6	13	.419	0	0	6	0	.226	0	0	0-1	33	9	2	.955
Thatcher Kozal	.208	30-14	48	14	10	2	0	4	10	24	.500	17	3	28	0	.441	0	1	2-3	27	0	0	1.000
Jordan Sagedahl	.206	38-32	97	17	20	7	0	3	8	36	.371	12	3	41	2	.313	0	0	2-5	63	71	5	.964
Adam Benes	.190	16-8	21	2	4	0	0	0	5	4	.190	4	2	8	0	.345	2	2	0-0	9	19	3	.903
Avery Mellman	.182	8-3	11	1	2	0	0	0	1	2	.182	0	0	8	0	.182	0	2	0-0	6	9	0	1.000
Tyson Kogel	.154	6-3	13	2	2	1	0	0	3	3	.231	2	0	8	0	.267	0	0	0-0	4	6	0	1.000
Colton Cox	.091	26-3	22	7	2	0	0	0	0	2	.091	2	1	12	0	.200	0	0	0-1	9	0	0	1.000
Cade Stuff	.000	5-2	12	0	0	0	0	0	1	0	.000	1	0	6	0	.077	0	0	0-0	12	5	0	1.000
Brock Rinehart	.000	5-0	4	0	0	0	0	0	0	0	.000	0	0	4	0	.000	0	0	0-0	1	0	0	1.000
Dagen Schramm	.000	5-0	3	1	0	0	0	0	1	0	.000	1	1	3	0	.400	0	0	0-0	6	0	0	1.000
Totals	.258	43	1455	265	376	83	3	59	246	642	.441	180	58	421	19	.360	12	9	45-56	1091	389	63	.959
Opponents	.258	43	1414	247	365	61	8	27	212	523	.370	169	52	353	18	.355	15	21	75-88	1117	353	43	.972

LOB - Team (332), Opp (333). DPs turned - Team (27), Opp (24). IBB - Team (2), Hackman 2, Opp (3). Picked off - Kozal 1, Bellows 1, Berg 1.

### (All games Sorted by Earned run avg)

Player	era	w-l	app	gs	cg	sho	sv	ip	h	r	er	bb	so	2b	3b	hr	b/avg	wp	hp	bk	sfa	sha
Jordan Sagedahl	0.00	0-0	1	0	0	0/0	0	0.2	0	0	0	0	1	0	0	0	.000	0	0	0	0	0
Brady Hawkins	2.00	2-0	4	2	0	0/0	0	9.0	7	2	2	5	9	1	0	0	.233	2	2	0	0	1
Ryan Bourassa	2.29	2-3	16	0	0	0/0	5	39.1	18	15	10	24	61	2	0	2	.141	6	5	4	1	5
Bret Barnett	2.89	0-1	14	0	0	0/0	7	28.0	24	11	9	12	43	1	0	0	.224	6	1	0	2	0
Cody Carlson	3.71	7-5	12	12	1	1/0	0	63.0	61	32	26	16	33	5	1	5	.252	1	8	1	1	9
Owen Bishop	4.09	4-4	10	10	0	0/0	0	55.0	51	27	25	14	49	11	2	2	.243	4	2	1	5	0
Reece Arbogast	4.50	1-1	15	0	0	0/0	1	20.0	24	13	10	4	20	3	1	3	.300	5	3	0	0	1
Nic McCay	5.10	4-3	13	13	0	0/0	0	67.0	78	49	38	27	66	14	2	6	.281	5	9	1	2	3
Alex Clemons	5.48	0-0	16	0	0	0/0	0	21.1	18	13	13	21	23	4	0	1	.234	8	6	0	0	1
Dane Toman	6.06	0-0	12	1	0	0/0	0	16.1	19	13	11	9	16	5	0	2	.284	2	1	0	1	0
Joe Husak	8.71	0-0	12	0	0	0/0	0	10.1	16	15	10	10	9	4	2	1	.348	6	3	2	0	1
Jake Goble	10.12	1-2	8	0	0	0/0	0	16.0	23	21	18	9	11	5	0	3	.315	4	2	0	0	0
Blake Kunz	13.50	0-0	1	0	0	0/0	0	0.2	1	1	1	2	1	1	0	0	.333	0	0	0	0	0
Drew Beazley	15.68	1-2	6	5	0	0/0	0	10.1	13	18	18	10	7	2	0	1	.325	2	7	1	3	0
Jon Baker	15.88	0-0	6	0	0	0/0	0	5.2	8	11	10	5	3	2	0	1	.333	0	2	0	0	0
Carter Petron	54.00	0-0	2	0	0	0/0	0	1.0	4	6	6	1	1	1	0	0	.571	0	1	0	0	0
Totals	5.05	22-21	43	43	1	1/0	13	363.2	365	247	204	169	353	61	8	27	.258	51	52	10	15	21
Opponents	5.70	21-22	43	43	1	2/2	11	372.1	376	265	236	180	421	83	3	59	.258	40	58	6	12	9

PB - Team (7), Hackman 4, McDonald 3, Opp (8). Pickoffs - Team (4), Barnett 1, Arbogast 1, McCay 1, McDonald 1, Opp (3). SBA/ATT - Hackman (43-54), McDonald (31-32), McCay (13-16), Clemons (10-12), Bourassa (9-12), Barnett (11-11), Bishop (8-9), Beazley (8-8), Husak (5-5), Carlson (3-4), Goble (4-4), Toman (0-3), Hawkins (2-2), Petron (1-1), Arbogast (1-1).

**The Automated ScoreBook**  
**Overall Statistics for South Dakota State (as of May 23, 2022)**  
**(All games Sorted by Fielding pct)**

Player	c	po	a	e	fld%	dp	sba	csb	sba%	pb	ci
Thatcher Kozal	27	27	0	0	1.000	0	0	0	---	0	0
Cade Stuff	17	12	5	0	1.000	2	0	0	---	0	0
Jamie Berg	16	16	0	0	1.000	0	0	0	---	0	0
Avery Mellman	15	6	9	0	1.000	2	0	0	---	0	0
Tyson Kogel	10	4	6	0	1.000	1	0	0	---	0	0
Nic McCay	9	2	7	0	1.000	0	13	3	.813	0	0
Colton Cox	9	9	0	0	1.000	0	0	0	---	0	0
Dagen Schramm	6	6	0	0	1.000	0	0	0	---	0	0
Alex Clemons	6	3	3	0	1.000	0	10	2	.833	0	0
Reece Arbogast	5	0	5	0	1.000	0	1	0	1.000	0	0
Jake Goble	4	1	3	0	1.000	1	4	0	1.000	0	0
Dane Toman	3	1	2	0	1.000	0	0	3	.000	0	0
Bret Barnett	2	0	2	0	1.000	0	11	0	1.000	0	0
Brady Hawkins	1	0	1	0	1.000	0	2	0	1.000	0	0
Brock Rinehart	1	1	0	0	1.000	0	0	0	---	0	0
Dawson Parry	80	76	3	1	.988	5	0	0	---	0	0
Drew Beazley	233	222	8	3	.987	15	8	0	1.000	0	0
Henry George	74	69	3	2	.973	1	0	0	---	0	0
Derek Hackman	256	219	30	7	.973	2	43	11	.796	4	0
Ryan McDonald	190	161	23	6	.968	2	31	1	.969	3	0
Jordan Sagedahl	139	63	71	5	.964	8	0	0	---	0	0
Owen Bishop	44	33	9	2	.955	2	8	1	.889	0	0
Reece Anderson	64	57	2	5	.922	1	0	0	---	0	0
Luke Ira	172	56	102	14	.919	14	0	0	---	0	0
Nic Nelson	94	21	64	9	.904	7	0	0	---	0	0
Adam Benes	31	9	19	3	.903	4	0	0	---	0	0
Cody Carlson	14	3	9	2	.857	0	3	1	.750	0	0
Jess Bellows	14	12	0	2	.857	0	0	0	---	0	0
Ryan Bourassa	5	2	2	1	.800	0	9	3	.750	0	0
Joe Husak	2	0	1	1	.500	0	5	0	1.000	0	0
Jon Baker	0	0	0	0	.000	0	0	0	---	0	0
Carter Petron	0	0	0	0	.000	0	1	0	1.000	0	0
Blake Kunz	0	0	0	0	.000	0	0	0	---	0	0
Totals	1543	1091	389	63	.959	27	75	13	.852	7	0
Opponents	1513	1117	353	43	.972	24	45	11	.804	8	0

**The Automated ScoreBook**  
**Conference statistics for South Dakota State (as of May 23, 2022)**  
**(Conference games only Sorted by Batting avg)**

Record: 13-9 Home: 6-4 Away: 7-5 Conference: 13-9

Player	avg	gp-gs	ab	r	h	2b	3b	hr	rbi	tb	slg%	bb	hp	so	gdp	ob%	sf	sh	sb-att	po	a	e	fld%
Henry George	.338	22-21	80	22	27	6	1	3	11	44	.550	14	1	8	0	.442	0	0	9-9	38	3	1	.976
Ryan McDonald	.321	22-22	81	15	26	6	0	6	14	50	.617	15	6	25	2	.461	0	0	1-1	93	10	4	.963
Luke Ira	.292	22-22	89	17	26	5	0	5	17	46	.517	11	4	24	1	.394	0	0	5-5	26	53	6	.929
Drew Beazley	.288	19-17	66	11	19	5	0	4	11	36	.545	9	3	25	0	.397	0	0	4-4	132	4	0	1.000
Dawson Parry	.273	19-17	66	9	18	1	0	6	19	37	.561	2	3	15	0	.319	1	0	0-0	38	0	0	1.000
Nic Nelson	.225	20-18	71	8	16	5	0	2	7	27	.380	8	3	18	1	.329	0	0	0-0	9	31	4	.909
Derek Hackman	.221	22-22	86	16	19	5	0	7	20	45	.523	8	0	18	2	.276	4	0	0-0	131	20	3	.981
Jordan Sagedahl	.215	22-22	65	10	14	3	0	3	4	26	.400	8	3	29	0	.329	0	0	2-5	47	48	4	.960
Jamie Berg	.208	12-5	24	4	5	0	0	1	3	8	.333	2	0	7	0	.269	0	1	0-0	5	0	0	1.000
Thatcher Kozal	.200	15-8	30	7	6	2	0	3	8	17	.567	7	1	17	0	.368	0	1	2-3	15	0	0	1.000
Adam Benes	.200	7-3	10	0	2	0	0	0	2	2	.200	1	1	4	0	.308	1	0	0-0	2	8	1	.909
Reece Anderson	.188	16-14	48	10	9	0	0	0	3	9	.188	6	2	13	0	.304	0	3	7-7	23	1	3	.889
Tyson Kogel	.167	4-1	6	0	1	0	0	0	0	1	.167	0	0	5	0	.167	0	0	0-0	2	4	0	1.000
Owen Bishop	.158	5-5	19	1	3	1	0	1	2	7	.368	0	0	4	0	.158	0	0	0-0	16	6	1	.957
Colton Cox	.000	14-1	7	2	0	0	0	0	0	0	.000	0	0	6	0	.000	0	0	0-1	2	0	0	1.000
Avery Mellman	.000	2-0	1	0	0	0	0	0	0	0	.000	0	0	1	0	.000	0	0	0-0	0	1	0	1.000
Totals	.255	22	749	132	191	39	1	41	121	355	.474	91	27	219	6	.354	6	5	30-35	584	204	28	.966
Opponents	.266	22	763	118	203	32	3	14	101	283	.371	79	15	203	5	.345	5	10	30-38	580	173	20	.974

LOB - Team (166), Opp (170). DPs turned - Team (11), Opp (9). IBB - Team (0), Opp (3). Picked off - Kozal 1.

**(Conference games only Sorted by Earned run avg)**

Player	era	w-l	app	gs	cg	sho	sv	ip	h	r	er	bb	so	2b	3b	hr	b/avg	wp	hp	bks	sfa	sha
Ryan Bourassa	1.59	2-1	10	0	0	0/0	4	22.2	9	5	4	8	40	0	0	1	.123	3	3	1	1	1
Cody Carlson	3.55	4-3	7	7	1	1/0	0	38.0	40	17	15	7	23	2	1	3	.268	1	3	0	1	5
Brady Hawkins	3.86	0-0	2	0	0	0/0	0	2.1	2	1	1	1	3	0	0	0	.222	1	0	0	0	0
Bret Barnett	4.11	0-1	7	0	0	0/0	3	15.1	18	8	7	9	22	1	0	0	.290	2	0	0	1	0
Owen Bishop	4.46	3-2	7	7	0	0/0	0	38.1	41	20	19	9	32	9	0	2	.272	4	1	1	2	0
Nic McCay	4.50	4-1	8	8	0	0/0	0	44.0	49	28	22	16	45	9	1	5	.274	4	3	0	0	2
Reece Arbogast	6.48	0-1	8	0	0	0/0	0	8.1	11	6	6	2	10	1	1	0	.333	3	2	0	0	1
Dane Toman	7.04	0-0	7	0	0	0/0	0	7.2	10	6	6	3	7	4	0	0	.313	1	1	0	0	0
Alex Clemons	7.56	0-0	8	0	0	0/0	0	8.1	8	7	7	10	12	1	0	1	.258	2	1	0	0	0
Joe Husak	11.57	0-0	5	0	0	0/0	0	4.2	7	7	6	5	4	1	0	1	.333	4	0	0	0	1
Blake Kunz	13.50	0-0	1	0	0	0/0	0	0.2	1	1	1	2	1	1	0	0	.333	0	0	0	0	0
Jon Baker	18.00	0-0	2	0	0	0/0	0	2.0	3	5	4	1	1	2	0	0	.333	0	1	0	0	0
Jake Goble	23.14	0-0	3	0	0	0/0	0	2.1	4	7	6	6	3	1	0	1	.364	1	0	0	0	0
Totals	4.81	13-9	22	22	1	1/0	7	194.2	203	118	104	79	203	32	3	14	.266	26	15	2	5	10
Opponents	5.59	9-13	22	22	1	0/0	2	193.1	191	132	120	91	219	39	1	41	.255	24	27	5	6	5

PB - Team (4), Hackman 2, McDonald 2, Opp (3). Pickoffs - Team (1), McCay 1, Opp (1). SBA/ATT - Hackman (21-27), McDonald (9-10), Bourassa (5-7), McCay (5-6), Barnett (5-5), Clemons (4-5), Bishop (3-4), Husak (3-3), Carlson (2-3), Toman (0-2), Hawkins (2-2), Goble (1-1).



**The Automated ScoreBook**  
**Conference statistics for South Dakota State (as of May 23, 2022)**  
**(Conference games only Sorted by Fielding pct)**

Player	c	po	a	e	fld%	dp	sba	csb	sba%	pb	ci
Drew Beazley	136	132	4	0	1.000	6	0	0	---	0	0
Dawson Parry	38	38	0	0	1.000	1	0	0	---	0	0
Thatcher Kozal	15	15	0	0	1.000	0	0	0	---	0	0
Cody Carlson	6	2	4	0	1.000	0	2	1	.667	0	0
Tyson Kogel	6	2	4	0	1.000	0	0	0	---	0	0
Nic McCay	5	0	5	0	1.000	0	5	1	.833	0	0
Jamie Berg	5	5	0	0	1.000	0	0	0	---	0	0
Dane Toman	2	1	1	0	1.000	0	0	2	.000	0	0
Ryan Bourassa	2	2	0	0	1.000	0	5	2	.714	0	0
Reece Arbogast	2	0	2	0	1.000	0	0	0	---	0	0
Colton Cox	2	2	0	0	1.000	0	0	0	---	0	0
Avery Mellman	1	0	1	0	1.000	0	0	0	---	0	0
Bret Barnett	1	0	1	0	1.000	0	5	0	1.000	0	0
Alex Clemons	1	0	1	0	1.000	0	4	1	.800	0	0
Derek Hackman	154	131	20	3	.981	1	21	6	.778	2	0
Henry George	42	38	3	1	.976	1	0	0	---	0	0
Ryan McDonald	107	93	10	4	.963	2	9	1	.900	2	0
Jordan Sagedahl	99	47	48	4	.960	7	0	0	---	0	0
Owen Bishop	23	16	6	1	.957	0	3	1	.750	0	0
Luke Ira	85	26	53	6	.929	5	0	0	---	0	0
Nic Nelson	44	9	31	4	.909	3	0	0	---	0	0
Adam Benes	11	2	8	1	.909	0	0	0	---	0	0
Reece Anderson	27	23	1	3	.889	1	0	0	---	0	0
Joe Husak	2	0	1	1	.500	0	3	0	1.000	0	0
Jon Baker	0	0	0	0	.000	0	0	0	---	0	0
Brady Hawkins	0	0	0	0	.000	0	2	0	1.000	0	0
Jake Goble	0	0	0	0	.000	0	1	0	1.000	0	0
Blake Kunz	0	0	0	0	.000	0	0	0	---	0	0
Totals	816	584	204	28	.966	11	30	8	.789	4	0
Opponents	773	580	173	20	.974	9	30	5	.857	3	0

# RECORD BOOK

## GAMES PLAYED

### CAREER

1.	218	Eric Cain	2009-12
2.	216	Billy Stitz	2008-11
3.	215	Paul Jacobson	2013-16
4.	207	Nick Adams	2005-08
5.	201	Matt Johnson	2014-17
6.	199	Tyson Fisher	2005-08
7.	198	Doug Sehr	1991-94
8.	197	Korby Mintken	2005-08
9.	196	Newt Johnson	2015-18
10.	193	Pat Schmidt	1992-95
	193	Greg Geary	2002-05

## BATTING AVERAGE

### SEASON

(minimum of 100 at bats)

1.	.449	Cole Irish	1996
2.	.443	Frank Cutler	1982
3.	.437	Dave Wilner	1988
4.	.431	Tim Johnson	1986
5.	.423	Matt Hanson	2002
6.	.418	Dave Manke	1974
7.	.417	Larry Heffley	1985
8.	.416	Terry Van Engelenhoven	1993
	.416	Billy McMacken	1989
	.416	Dean Krogman	1971

## AT-BATS

### SEASON

1.	283	Billy Stitz	2010
2.	253	Joel Blake	2010
3.	251	Eric Cain	2010
4.	244	Billy Stitz	2011
5.	228	Joel Blake	2009
	228	John Lee	2010
	228	Paul Jacobson	2016
8.	225	Paul Jacobson	2015
	225	Gus Steiger	2019
10.	223	Jesse Sawyer	2010
	223	Scott Splett	2014

### CAREER

1.	914	Billy Stitz	2008-11
2.	820	Eric Cain	2009-12
3.	779	Nick Adams	2005-08
4.	750	Paul Jacobson	2013-16
5.	722	Tyson Fisher	2005-08
6.	715	Matt Johnson	2014-17
7.	705	Korby Mintken	2005-08
8.	703	Joel Blake	2009-11
9.	692	Greg Geary	2002-05
10.	682	Newt Johnson	2015-18

## HITS

### SEASON

1.	111	Billy Stitz	2010
2.	99	Joel Blake	2010
3.	97	Eric Cain	2010
4.	91	John Lee	2010
5.	83	Joel Blake	2011
6.	80	Joel Blake	2009

	80	.....	Tony Martin	.....	2009
	80	.....	Jesse Sawyer	.....	2010
9.	77	.....	Matt Hanson	.....	2002
	77	.....	Billy Stitz	.....	2011

### CAREER

1.	311	Billy Stitz	2008-11
2.	272	Eric Cain	2009-12
3.	262	Joel Blake	2009-11
4.	256	Greg Geary	2002-05
5.	244	Nick Adams	2005-08
6.	233	Tyson Fisher	2005-08
7.	224	Cole Irish	1993-96
8.	223	Billy McMacken	1987-90
9.	221	Korby Mintken	2005-08
10.	216	Doug Sehr	1991-94

## RUNS SCORED

### SEASON

1.	75	Billy Stitz	2010
2.	74	John Lee	2010
3.	72	Jesse Sawyer	2010
4.	63	Cole Irish	1996
	63	Joel Blake	2010
6.	61	Joe Hardin	1993
	61	Jesse Sawyer	2009
	61	Eric Cain	2010
9.	59	Doug Sehr	1994
10.	58	Korby Mintken	2007

### CAREER

1.	189	Billy Stitz	2008-11
2.	173	Korby Mintken	2005-08
3.	172	Cole Irish	1993-96
4.	170	Tyson Fisher	2005-08
5.	168	Jesse Sawyer	2009-11
6.	163	Billy McMacken	1987-90
7.	162	Joel Blake	2009-11
8.	160	Ryan Krogman	1991-94
	160	Doug Sehr	1991-94
10.	158	Eric Cain	2009-12

## RUNS BATTED IN

### SEASON

1.	83	Eric Cain	2010
2.	73	Jesse Sawyer	2010
3.	67	Billy Stitz	2010
4.	66	Joel Blake	2010
5.	63	Cole Irish	1996
6.	61	John Lee	2010
7.	60	Billy McMacken	1990
8.	58	Jesse Sawyer	2009
9.	57	Kerry Jacobson	2002
	57	Stephen Turner	2009

### CAREER

1.	192	Billy McMacken	1987-90
2.	187	Greg Geary	2002-05
3.	179	Eric Cain	2009-12
4.	176	Chris Studer	1999-2002
5.	173	Jesse Sawyer	2009-11
6.	169	Billy Stitz	2008-11
7.	162	Pat Schmidt	1992-95
	162	Doug Sehr	1991-94

9.	156	Nick Adams	2005-08
10.	154	Ryan Krogman	1991-94

## DOUBLES

### SEASON

1.	33	Joel Blake	2010
2.	26	Billy Stitz	2010
3.	21	Joel Blake	2009
	21	John Lee	2010
5.	20	Craig Parry	2008
6.	18	Billy McMacken	1990
	18	Russ Langer	2000
	18	Greg Geary	2004
	18	Jesse Sawyer	2009
10.	17	Jesse Sawyer	2010

### CAREER

1.	70	Joel Blake	2009-11
2.	62	Billy Stitz	2008-11
3.	54	Greg Geary	2002-05
4.	50	Russ Langer	1998-2001
	50	Matt Johnson	2014-17
6.	49	Billy McMacken	1987-90
7.	48	Chris Studer	1999-2002
	48	Paul Jacobson	2013-16
9.	46	Doug Sehr	1991-94
10.	44	Josh Guse	1997-2000
	44	Jesse Sawyer	2009-11



**BILLY STITZ** ended his career as the Jackrabbits' career leader in hits (311), games played (216), at-bats (914), total bases (462) and runs scored (189). During his junior season in 2010, Stitz established new single-season records for hits, at-bats, runs scored and total bases.

# RECORD BOOK

## TRIPLES

### SEASON

1.	7	Galen Carver	1981
	7	Dave Williams	1989
	7	Korby Mintken	2006
	7	Nick Adams	2006
	7	Korby Mintken	2007
	7	Korby Mintken	2008
	7	Billy Stitz	2011
8.	6	Ken Brooks	1990
	6	Steve Knutson	1994
	6	Cal Lewis	2006
	6	Eric Cain	2012

### CAREER

1.	21	Korby Mintken	2005-08
2.	16	Billy Stitz	2008-11
3.	11	Dave Lane	1983-86
	11	Galen Carver	1978-81
	11	Eric Cain	2009-12
6.	10	Nick Adams	2005-08
	10	Tyson Fisher	2005-08
8.	9	Cole Irish	1993-96
	9	Steve Knutson	1993-97
	9	Pat Schmidt	1992-95
	9	Cal Lewis	2006-07

## HOME RUNS

### SEASON

1.	19	Jesse Sawyer	2009
	19	Jesse Sawyer	2010
3.	17	Terry VanEngelenhoven	1993
4.	16	Billy McMacken	1990
	16	Kerry Jacobson	2002
	16	Cal Lewis	2007
	16	Eric Cain	2010
8.	15	Jon Crow	1992
	15	Chris Studer	2002
10.	13	Tim Johnson	1987
	13	Tracy Langer	1992
	13	Chris Studer	2001
	13	Joel Blake	2009

### CAREER

1.	50	Jesse Sawyer	2009-11
2.	43	Greg Geary	2002-05
3.	42	Billy McMacken	1987-90
4.	37	Chris Studer	1999-2002
5.	33	Jon Crow	1989-92
6.	32	Russ Langer	1998-2001
7.	31	Tim Johnson	1984-87
	31	Kerry Jacobson	2000-02
9.	29	Ryan Hansen	2001-04
10.	28	Galen Carver	1978-81

## TOTAL BASES

### SEASON

1.	163	Billy Stitz	2010
2.	159	Eric Cain	2010
4.	156	Joel Blake	2010
	156	Jesse Sawyer	2010
5.	148	Jesse Sawyer	2009



**GREG GEARY set SDSU career records with 54 doubles, 43 home runs, 439 total bases and 1,346 putouts during his career from 2002-05.**

6.	143	John Lee	2010
7.	140	Joel Blake	2009
8.	127	Billy McMacken	1990
	127	Terry VanEngelenhoven	1993
10.	126	Craig Parry	2008

### CAREER

1.	462	Billy Stitz	2008-11
2.	439	Greg Geary	2002-05
3.	408	Billy McMacken	1987-90
4.	404	Jesse Sawyer	2009-11
5.	398	Joel Blake	2009-11
6.	396	Eric Cain	2009-12
7.	376	Chris Studer	1999-2002
8.	368	Tyson Fisher	2005-08
9.	348	Russ Langer	1998-2001
	348	Korby Mintken	2005-08

## SLUGGING PERCENTAGE

### CAREER

1.	.713	Billy McMacken	1987-90
2.	.696	Terry Van Engelenhoven	1991-94
3.	.679	Kerry Jacobson	2000-02
4.	.661	Jon Crow	1989-92
	.661	Chris Studer	1999-2002
6.	.653	Dean Krogman	1970-72
7.	.647	Larry Heffley	1984-85
8.	.634	Greg Geary	2002-05
9.	.631	Tim Johnson	1984-87
10.	.630	Jesse Sawyer	2009-11

## BASES ON BALLS

### SEASON

1.	50	Jesse Sawyer	2010
2.	44	Tony Kjolsing	2018
	44	Nick Smith	2019
4.	43	Luke Ringhofer	2016

5.	40	Kurt Augustin	1986
6.	38	Joe Hardin	1993
	38	Zach Coppola	2015
8.	37	Eric Cain	2012
	37	Luke Ringhofer	2017
	37	Newt Johnson	2018

### CAREER

1.	123	Dave Lane	1983-86
2.	116	Eric Cain	2009-12
3.	114	Luke Ringhofer	2015-17
4.	109	Nick Smith	2016-19
5.	108	Derek Hackman	2018-present
6.	107	Zach Briggs	2009-12
7.	103	Jesse Sawyer	2008-11
8.	101	Kurt Augustin	1985-87
9.	100	Ryan Krogman	1991-94
10.	99	Newt Johnson	2015-18
	99	Landon Badger	2017-21

## STOLEN BASES

### SEASON

1.	39	Zach Coppola	2015
2.	26	Darrell Bren	1988
3.	25	Dave Lane	1985
	25	Cole Irish	1995
5.	23	Dave Lane	1986
6.	22	Dave Wilner	1988
7.	21	Joe Hardin	1993
8.	20	Ken Brooks	1990
	20	Dave Wilner	1986
	20	Paul Jacobson	2016

### CAREER

1.	75	Dave Lane	1983-86
2.	62	Zach Coppola	2013-15
3.	60	Cole Irish	1993-96
4.	57	Dave Wilner	1986-88
5.	46	Korby Mintken	2005-08
6.	44	Darrell Bren	1988-89
	44	Jon Crow	1989-92
	44	Paul Jacobson	2013-16
9.	40	Nick Adams	2005-08
10.	39	Brian Scherschligt	1995-98

## SACRIFICE FLIES

### CAREER

1.	14	Pat Schmidt	1992-95
	14	Tyson Fisher	2005-08
	14	Eric Cain	2009-12
	14	Paul Jacobson	2013-16
5.	13	Matt Johnson	2014-17
6.	12	Doug Sehr	1991-94
	12	Rick Weber	1984-87
	12	Billy Stitz	2008-11
	12	Newt Johnson	2015-18
10.	11	Six different players	

# RECORD BOOK

## SACRIFICE HITS

### CAREER

1.	34.....	Tim Hanigan.....	2005-08
2.	30.....	Rich Schmidt.....	1990-93
3.	28.....	Eric Danforth.....	2012-15
4.	25.....	Zach Coppola.....	2013-15
5.	24.....	Nick Adams.....	2005-08
6.	22.....	Korby Mintken.....	2005-08
7.	20.....	Micky Sehr.....	1994-97
	20.....	Cody Sharrow.....	2013-16
9.	19.....	Adam Gregg.....	1998-2001
10.	17.....	Noah Hummel.....	1999-2002
	17.....	Billy Stitz.....	2008-11

## HIT BY PITCHES

### SEASON

1.	18.....	Jesse Sawyer.....	2010
2.	16.....	Jeff Eckerle.....	1996
	16.....	Zach Briggs.....	2010
4.	14.....	Chris Studer.....	2001
	14.....	John Lee.....	2009
6.	13.....	Tyson Fisher.....	2005
	13.....	Tim Hanigan.....	2005
	13.....	Pat Farrell.....	2005
	13.....	Jesse Sawyer.....	2011
	13.....	Newt Johnson.....	2018

### CAREER

1.	42.....	Jesse Sawyer.....	2009-11
2.	41.....	Tyson Fisher.....	2005-08
3.	39.....	Tim Hanigan.....	2005-08
4.	37.....	Brian Scherschligt.....	1995-98
	37.....	Newt Johnson.....	2015-18
6.	36.....	Jeff Eckerle.....	1994-97
7.	35.....	Chris Studer.....	1999-2002
	35.....	Zach Briggs.....	2009-12
9.	31.....	Anthony Schneider.....	2015-18
10.	28.....	Drew Beazley.....	2019-present

## PUTOUTS

### CAREER

1.	1,346.....	Greg Geary.....	2002-05
2.	1,288.....	Aaron Machbitz.....	2011-14
3.	1,285.....	Matt Johnson.....	2014-17
4.	1,267.....	Tyson Fisher.....	2005-08
5.	1,213.....	Chet Meyer.....	1987-90
6.	966.....	Derek Hackman.....	2018-present
7.	908.....	Joel Blake.....	2009-11
8.	852.....	Drew Beazley.....	2019-present
9.	827.....	Tony Martin.....	2006-09
10.	814.....	Ryan Krogman.....	1991-94

## ASSISTS

### CAREER

1.	556.....	Eric Cain.....	2009-2012
2.	380.....	Pat Schmidt.....	1992-95
3.	379.....	Andrew Melton.....	2010-13
4.	353.....	Jesse Sawyer.....	2009-11
5.	352.....	Doug Sehr.....	1991-94
	352.....	Cody Sharrow.....	2013-16
7.	345.....	Luke Ira.....	2019-present
8.	344.....	Chris Brown.....	1994-97



**BILLY McMACKEN** is the only SDSU player to earn multiple All-America awards, earning the honor each of his last three seasons (1988-90).

Not only did McMacken put up impressive offensive numbers, he also compiled a 19-11 career pitching record for the Jackrabbits.

9.	342.....	Tony Kjolsing.....	2015-18
10.	333.....	Al Robbins.....	2013-15

## WINS

### SEASON

1.	11.....	Trevor Schulte.....	1994
2.	10.....	Trevor Schulte.....	1993
3.	9.....	John Semar.....	1994
	9.....	Trever Vermeulen.....	2010
5.	8.....	Matt Magers.....	1996
	8.....	Chad Coley.....	1993
	8.....	Mark Hofer.....	1984
	8.....	Tim Sweeney.....	1973
	8.....	Matt Bowman.....	2007
	8.....	Alex Oberle.....	2010
	8.....	Stephen Bougher.....	2013
	8.....	Chad Hodges.....	2014
	8.....	Chris Anderson.....	2015
	8.....	Adam Bray.....	2015

### CAREER

1.	26.....	Trevor Schulte.....	1991-94
2.	23.....	Adam Bray.....	2012-15
3.	22.....	Stephen Bougher.....	2010-13
4.	21.....	Matt Magers.....	1995-97
	21.....	Chad Coley.....	1990-93
6.	20.....	Jon Maras.....	1989-92
	20.....	Bob Reeves.....	1984-87
	20.....	Caleb Thielbar.....	2006-09
9.	19.....	Billy McMacken.....	1987-90
10.	18.....	Timm Gronseth.....	1985-89
	18.....	Ryan Froom.....	2014-19

## APPEARANCES

### SEASON

1.	35.....	Trever Vermeulen.....	2010
2.	28.....	Gary Olechoski.....	2006
	28.....	Trever Vermeulen.....	2011
4.	26.....	J.D. Moore.....	2013
5.	25.....	John Semar.....	1993
	25.....	Chad Coley.....	1991
7.	24.....	J.D. Moore.....	2014
8.	23.....	Matt Baerlocher.....	2008
	23.....	Alex Oberle.....	2010
	23.....	Derek Feige/Quinn Reimers.....	2017

### CAREER

1.	89.....	Trever Vermeulen.....	2008-11
2.	86.....	J.D. Moore.....	2012-15
3.	73.....	Bret Barnett.....	2018-present
4.	72.....	Brett Mogen.....	2017-21
5.	71.....	Gary Olechoski.....	2003-06
6.	70.....	Chad Coley.....	1990-93
7.	66.....	Shane Kraemer.....	2010-13
	66.....	Andrew Clemen.....	2013-16
9.	65.....	Isaac Johnson.....	2006-09
	65.....	Austin Busse.....	2009-12
	65.....	Talon Jumper.....	2012-15

## INNINGS PITCHED

### SEASON

1.	104.2.....	Matt Bowman.....	2007
2.	103.0.....	Adam Bray.....	2014
3.	95.1.....	Tyler Olmstead.....	2019
4.	91.1.....	Layne Somsen.....	2013
	91.1.....	Adam Bray.....	2015
6.	88.2.....	Andrew Clemen.....	2016
7.	88.0.....	Stephen Bougher.....	2013
8.	87.2.....	Caleb Thielbar.....	2009
9.	85.1.....	Trevor Schulte.....	1994
10.	84.0.....	Alex Oberle/Blake Treinen.....	2011

### CAREER

1.	326.2.....	Adam Bray.....	2012-15
2.	299.1.....	Stephen Bougher.....	2010-13
3.	274.0.....	Caleb Thielbar.....	2006-09
4.	270.2.....	Ryan Froom.....	2014-19
5.	218.1.....	Trevor Schulte.....	1991-94
6.	215.0.....	Layne Somsen.....	2009-13
7.	210.2.....	Billy McMacken.....	1987-90
8.	210.1.....	Tim Sweeney.....	1972-75
9.	201.2.....	Chad Coley.....	1990-93
10.	196.0.....	Jon Maras.....	1989-92

## STRIKEOUTS

### SEASON

1.	100.....	Trevor Schulte.....	1994
	100.....	Caleb Thielbar.....	2009
3.	95.....	Adam Bray.....	2014
4.	92.....	Tyler Olmstead.....	2019
5.	91.....	Layne Somsen.....	2013
6.	88.....	Adam Mazur.....	2021
7.	84.....	Peter Torgerson.....	1989
	84.....	Blake Treinen.....	2011
9.	83.....	Nic McCay.....	2019
10.	82.....	Blake Treinen.....	2010



# RECORD BOOK

## STRIKEOUTS

### CAREER

1.	264	Adam Bray	2012-15
2.	226	Trevor Schulte	1991-94
3.	196	Caleb Thielbar	2006-09
4.	191	Stephen Bougher	2010-13
5.	180	Layne Somsen	2009-13
6.	178	Tyler Olmstead	2017-21
7.	176	Ryan Froom	2014-19
8.	175	Jon Maras	1989-92
9.	166	Blake Treinen	2010-11
10.	163	Steve Mousel	1971-75

## EARNED RUN AVERAGE

### SEASON

(minimum 30 innings pitched)

1.	0.49	Bob Ehrke	1954
2.	1.29	Bob Ehrke	1952
3.	1.31	Bret Barnett	2019
4.	1.34	Charles Risse	1960
5.	1.45	Trever Vermeulen	2010
6.	1.67	Brett Mogen	2019
7.	1.85	Wade Adamson	1977
8.	1.87	Layne Somsen	2013
9.	1.89	Don Larson	1961
10.	1.89	Craig O'Hearn	1975

### CAREER

(minimum 90 innings)

1.	2.09	Bob Ehrke	1954-56
2.	2.33	Don Jorgenson	1954-56
3.	2.50	Trever Vermeulen	2008-11
4.	2.52	Bernie Van Essen	1964-66
5.	2.73	Steve Mousel	1971-74
6.	2.80	Charles Risse	1959-60
	2.80	Don Frank	1957-59
8.	2.90	Jim Langer	1969-70
9.	2.92	Wade Adamson	1976-78
10.	3.05	Howie Rice	1958-60

## SAVES

### SEASON

1.	13	J.D. Moore	2013
2.	10	Trever Vermeulen	2010/11
	10	Chris Halbur	2017
5.	9	Gary Olechoski	2006
	9	Jacob Kougl	2007
7.	8	J.D. Moore	2014
8.	7	Kirby Morsching	2008
7.	7	Bret Barnett	2019
7.	7	Bret Barnett	2022

### CAREER

1.	32	J.D. Moore	2012-15
2.	23	Trever Vermeulen	2008-11
3.	18	Bret Barnett	2018-present
4.	14	Gary Olechoski	2003-06
5.	12	Chris Halbur	2016-17
6.	11	Bruce Mogen	1983-86
7.	10	Chad Coley	1990-93
8.	9	Ryan Sauter	2000-03
	9	Jacob Kougl	2007
10.	8	Brandon Groebner	1994-97
	8	Kirby Morsching	2006-09

## COMPLETE GAMES

### SEASON

1.	9	Bob Reeves	1987
	9	Trevor Schulte	1994
3.	8	Jon Maras	1990
4.	7	Brian Price	1988
	7	Pete Torgerson	1989
	7	Greg Kallevig	1984
	7	Chad Danielson	1996
	7	Greg Kallevig	1985
	7	Jeff Wolfswinkle	1982
	7	Dane Kallevig	1988

### CAREER

1.	20	Bob Reeves	1984-87
2.	19	Greg Kallevig	1983-85
3.	18	Tim Buterbaugh	1998-2000
4.	17	Trevor Schulte	1991-94
5.	16	Dane Kallevig	1987-89
6.	15	Jon Maras	1989-92
7.	14	Tom Mousel	1999-2002
8.	13	Billy McMacken	1987-90
9.	12	Ed Maras	1964-66
10.	11	Chad Danielson	1995-96

## WINNING PERCENTAGE

### SEASON

(minimum seven decisions)

1.	.971 (11-1)	Trevor Schulte	1994
2.	.900 (10-1)	Trever Vermeulen	2010
3.	.889 (8-1)	Mark Hofer	1984
	.889 (8-1)	Chad Coley	1993
5.	.875 (7-1)	Rob Hirschhoff	2001
	.875 (7-1)	Pete Torgerson	1989
	.875 (7-1)	Blake Treinen	2010
	.875 (7-1)	Kolton Emery	2011
9.	.857 (6-1)	Paul Sanow	1999
	.857 (6-1)	Nic McCay	2019

### CAREER

(minimum 10 wins)

1.	.839 (26-5)	Trevor Schulte	1991-94
2.	.824 (14-3)	John Semar	1993-94
3.	.800 (12-3)	Bernie Van Essen	1964-66
4.	.778 (14-4)	Blake Treinen	2010-11
5.	.739 (17-6)	Mark Hofer	1981-84
6.	.722 (13-5)	Bob Reeves	1984-86
7.	.706 (12-5)	Charles Risse	1958-60
8.	.700 (21-9)	Chad Coley	1990-93
9.	.696 (16-7)	Terry VanEngelenhoven	1991-94
10.	.680 (17-8)	Rob Hirschhoff	1999-2002

## STRIKEOUTS PER 9 INNINGS

### SEASON

(minimum 30 innings pitched)

1.	13.96	Ryan Bourassa	2022
2.	13.82	Ryan Bourassa	2021
3.	13.09	Brady Stover	2018
4.	12.86	Bob Ehrke	1953
5.	12.32	Bret Barnett	2019
6.	11.64	Adam Mazur	2021
7.	11.40	Pete Torgerson	1989
8.	10.80	Dick Barnes	1965
	10.80	J.D. Moore	2013
10.	10.76	Andrew Clemen	2015

## CAREER

(minimum 60 innings pitched)

1.	13.89	Ryan Bourassa	2021-present
2.	11.85	Bret Barnett	2018-present
3.	11.40	Pete Torgerson	1989
4.	10.80	Adam Mazur	2020-present
5.	10.22	Brady Stover	2017-20
6.	9.99	Dick Barnes	1964-66
7.	9.70	Bob Ehrke	1952-54
8.	9.38	Blake Treinen	2010-11
9.	9.32	Trevor Schulte	1991-94
10.	9.28	Jim Langer	1969-70

## GAMES STARTED

### SEASON

1.	16	Francisco Torres	2005
	16	Brady Moxham	2018
3.	15	Caleb Thielbar	2007
	15	Matt Bowman	2007
	15	Adam Bray	2014
	15	Andrew Clemen	2016
	15	Ryan Froom	2019
7.	14	Several players, including:	

Nic McCay 2019

Tyler Olmstead 2019

### CAREER

1.	51	Adam Bray	2012-15
2.	49	Ryan Froom	2014-19
3.	48	Stephen Bougher	2010-13
4.	44	Caleb Thielbar	2006-09
5.	39	Billy McMacken	1987-90
6.	38	Layne Somsen	2009-13
7.	34	Kolton Emery	2011-14
8.	33	Trevor Schulte	1991-94
	33	Tom Mousel	1999-2002
10.	29	Matt Magers	1995-97
	29	Bob Reeves	1984-87
	29	Jon Maras	1989-92
	29	Dane Kallevig	1987-89



TREVER VERMEULEN led the team in saves three times from 2009-11, finishing with a then-school-record 23 career saves. He also set the single-season mark (since broken) with 10 saves in both 2010 and 2011.

# SOUTH DAKOTA STATE ACTIVE CAREER BATTING

	G	GS	AVG	AB	R	H	2B	3B	HR	RBI	TB	SLG	BB	HP	SO	OBP	SF	SH	SB	SBA	PO	A	E	FLD
REECE ANDERSON																								
2021	26	10	0.250	40	4	10	0	0	0	4	10	0.250	0	2	15	0.279	1	3	1	1	29	0	0	1.000
2022	33	26	0.237	93	14	22	2	0	0	7	24	0.258	11	4	25	0.343	0	3	14	14	57	2	5	0.922
Career	59	36	0.241	133	18	32	2	0	0	11	34	0.256	11	6	40	0.327	1	6	15	15	86	2	5	0.946
DREW BEAZLEY																								
2019	42	42	0.275	149	29	41	11	1	4	21	66	0.443	27	11	57	0.420	1	10	2	2	302	18	7	0.979
2020	17	17	0.239	67	9	16	4	1	2	9	28	0.418	9	3	22	0.354	0	0	1	3	88	5	1	0.989
2021	43	41	0.203	143	12	29	10	1	1	20	44	0.308	15	6	54	0.299	3	0	2	3	240	19	4	0.985
2022	34	32	0.252	119	17	30	9	0	6	20	57	0.479	15	8	50	0.373	0	0	5	5	222	8	3	0.987
Career	136	132	0.243	478	67	116	34	3	13	70	195	0.408	66	28	183	0.367	4	10	10	13	852	50	15	0.984
JESS BELLOWES																								
2021	44	44	0.250	168	26	42	7	1	1	16	54	0.321	16	12	38	0.355	1	2	4	7	44	9	5	0.914
2022	6	6	0.300	20	1	6	3	0	0	1	9	0.450	0	1	3	0.333	0	0	0	1	12	0	2	0.857
Career	50	50	0.255	188	27	48	10	1	1	17	63	0.335	16	13	41	0.355	1	2	4	8	56	9	7	0.903
JAMIE BERG																								
2019	21	4	0.091	22	7	2	0	0	0	1	2	0.091	2	0	4	0.167	0	2	0	0	3	1	2	0.667
2020	12	3	0.077	13	3	1	0	0	0	0	1	0.077	1	0	6	0.143	0	1	1	1	3	0	0	1.000
2021	30	21	0.250	76	12	19	5	0	0	5	24	0.316	6	3	16	0.329	0	1	1	3	28	1	1	0.967
2022	24	13	0.236	55	7	13	1	0	1	7	17	0.309	5	1	15	0.311	0	1	1	3	16	0	0	1.000
Career	87	41	0.211	166	29	35	6	0	1	13	44	0.265	14	4	41	0.288	0	5	3	7	50	2	3	0.945
OWEN BISHOP																								
2021	7	5	0.125	16	1	2	0	0	0	2	2	0.125	4	0	6	0.300	0	0	1	1	32	5	2	0.949
2022	9	8	0.226	31	3	7	3	0	1	6	13	0.419	0	0	6	0.226	0	0	0	1	33	9	2	0.955
Career	16	13	0.191	47	4	9	3	0	1	8	15	0.319	4	0	12	0.255	0	0	1	2	65	14	4	0.952
COLTON COX																								
2019	27	6	0.138	29	3	4	2	0	0	2	6	0.207	4	0	17	0.242	0	3	0	0	23	0	1	0.958
2020	12	5	0.167	18	5	3	1	0	0	0	4	0.222	3	3	5	0.375	0	1	1	1	8	0	0	1.000
2021	19	5	0.150	20	4	3	0	0	0	1	3	0.150	4	1	15	0.320	0	0	1	2	17	1	0	1.000
2022	26	3	0.091	22	7	2	0	0	0	0	2	0.091	2	1	12	0.200	0	0	0	1	9	0	0	1.000
Career	84	19	0.135	89	19	12	3	0	0	3	15	0.169	13	5	49	0.280	0	4	2	4	57	1	1	0.983

# SOUTH DAKOTA STATE ACTIVE CAREER BATTING

DEREK HACKMAN	G	GS	AVG	AB	R	H	2B	3B	HR	RBI	TB	SLG	BB	HP	SO	OBP	SF	SH	SB	SBA	PO	A	E	FLD
2018	38	24	0.241	54	10	13	2	0	0	5	15	0.278	19	1	22	0.446	0	1	0	0	135	25	0	1.000
2019	36	31	0.237	97	16	23	4	0	2	16	33	0.340	22	2	31	0.385	1	2	0	0	258	28	3	0.990
2020	16	12	0.214	42	6	9	1	0	1	4	13	0.310	13	1	14	0.411	0	1	1	1	91	10	2	0.981
2021	44	42	0.319	144	31	46	8	0	8	26	78	0.542	30	2	39	0.436	3	0	0	1	263	30	6	0.980
2022	43	43	0.293	150	37	44	10	0	9	37	81	0.540	24	7	36	0.399	7	0	0	1	219	30	7	0.973
Career	177	152	0.277	487	100	135	25	0	20	88	220	0.452	108	13	142	0.421	11	4	1	3	966	123	18	0.984

LUKE IRA	G	GS	AVG	AB	R	H	2B	3B	HR	RBI	TB	SLG	BB	HP	SO	OBP	SF	SH	SB	SBA	PO	A	E	FLD
2019	49	46	0.242	194	24	47	11	2	1	25	65	0.335	10	2	42	0.284	2	6	3	4	37	87	8	0.939
2020	17	17	0.242	66	7	16	4	1	1	9	25	0.379	6	0	24	0.301	1	1	0	4	40	24	3	0.955
2021	47	47	0.268	179	23	48	11	1	3	23	70	0.391	17	3	50	0.337	3	2	4	4	64	132	11	0.947
2022	43	43	0.303	175	36	53	10	0	10	32	93	0.531	16	5	51	0.374	2	0	6	6	56	102	14	0.919
Career	156	153	0.267	614	90	164	36	4	15	89	253	0.412	49	10	167	0.331	8	9	13	18	197	345	36	0.938

RYAN McDONALD	G	GS	AVG	AB	R	H	2B	3B	HR	RBI	TB	SLG	BB	HP	SO	OBP	SF	SH	SB	SBA	PO	A	E	FLD
2019	32	21	0.237	76	16	18	1	0	3	9	28	0.368	11	6	21	0.376	0	0	1	1	116	15	3	0.978
2020	16	15	0.213	47	8	10	3	0	1	10	16	0.340	17	2	10	0.439	0	0	1	1	38	6	0	1.000
2021	47	44	0.218	147	18	32	3	3	4	17	53	0.361	29	11	45	0.381	2	0	1	1	148	18	3	0.982
2022	39	38	0.324	139	28	45	11	1	10	34	88	0.633	23	7	35	0.444	0	0	2	2	161	23	6	0.968
Career	134	118	0.257	409	70	105	18	4	18	70	185	0.452	80	26	111	0.410	2	0	5	5	463	62	12	0.978

AVERY MELLMAN	G	GS	AVG	AB	R	H	2B	3B	HR	RBI	TB	SLG	BB	HP	SO	OBP	SF	SH	SB	SBA	PO	A	E	FLD
2021	32	29	0.193	83	9	16	6	0	1	13	25	0.301	14	5	37	0.337	2	2	1	2	50	64	5	0.958
2022	8	3	0.182	11	1	2	0	0	0	1	2	0.182	0	0	8	0.182	0	2	0	0	6	9	0	1.000
Career	40	32	0.191	94	10	18	6	0	1	14	27	0.287	14	5	45	0.327	2	4	1	2	56	73	5	0.963

JORDAN SAGEDAHL	G	GS	AVG	AB	R	H	2B	3B	HR	RBI	TB	SLG	BB	HP	SO	OBP	SF	SH	SB	SBA	PO	A	E	FLD
2021	41	27	0.167	84	10	14	1	0	1	10	18	0.214	9	7	35	0.294	2	1	0	0	21	35	12	0.824
2022	37	32	0.206	97	17	20	7	0	3	8	36	0.371	12	3	41	0.313	0	0	2	5	63	71	5	0.964
Career	78	59	0.188	181	27	34	8	0	4	18	54	0.298	21	10	76	0.307	2	1	2	5	84	106	17	0.918

## CAREER PITCHING STATISTICS

JON BAKER	ERA	W	L	APP	GS	CG	SHO	SV	IP	H	R	ER	BB	SO	2B	3B	HR	AVG	WP	HP	BK	SFA	SHA
2020	0.00	0	0	1	0	0	0	0	1.00	1	1	0	2	0	1	0	0	0.500	0	0	0	1	0
2021	12.00	0	0	4	0	0	0	0	3.00	4	4	4	4	3	0	0	2	0.333	0	1	0	0	0
2022	15.88	0	0	6	0	0	0	0	5.67	8	11	10	5	3	2	0	1	0.333	0	2	0	0	0
Career	13.03	0	0	11	0	0	0	0	9.67	13	16	14	11	6	3	0	3		0	3	0	1	0

BRET BARNETT	ERA	W	L	APP	GS	CG	SHO	SV	IP	H	R	ER	BB	SO	2B	3B	HR	AVG	WP	HP	BK	SFA	SHA
2018	5.54	0	0	19	0	0	0	0	13.00	15	12	8	16	9	2	2	0	0.278	3	2	0	1	2
2019	1.31	5	1	20	0	0	0	7	34.33	16	5	5	14	47	1	0	1	0.138	7	0	0	0	2
2020	8.38	0	3	7	1	0	0	2	9.67	12	9	9	8	9	3	0	0	0.308	3	1	0	0	1
2021	7.03	1	2	13	1	0	0	2	24.33	30	23	19	14	36	9	0	2	0.300	6	4	0	1	0
2022	2.89	0	1	14	0	0	0	7	28.00	24	11	9	12	43	1	0	0	0.224	6	1	0	2	0
Career	4.12	6	7	73	2	0	0	18	109.33	97	60	50	64	144	16	2	3		25	8	0	4	5

DREW BEAZLEY	ERA	W	L	APP	GS	CG	SHO	SV	IP	H	R	ER	BB	SO	2B	3B	HR	AVG	WP	HP	BK	SFA	SHA
2019	6.91	1	0	12	0	0	0	3	14.33	11	11	11	9	10	2	0	3	0.216	3	1	0	2	1
2020	8.10	0	1	5	0	0	0	0	3.33	5	3	3	2	4	2	0	0	0.357	1	0	0	0	1
2021	2.16	4	2	12	7	0	0	0	33.34	30	13	8	14	28	8	0	0	0.254	2	3	0	1	5
2022	15.68	1	2	6	5	0	0	0	10.33	13	18	18	10	7	2	0	1	0.325	2	7	1	3	0
Career	5.87	6	5	35	12	0	0	3	61.33	59	45	40	35	49	14	0	4		8	11	1	6	7

OWEN BISHOP	ERA	W	L	APP	GS	CG	SHO	SV	IP	H	R	ER	BB	SO	2B	3B	HR	AVG	WP	HP	BK	SFA	SHA
2021	6.45	1	5	11	9	1	0	0	44.67	52	38	32	16	34	12	1	5	0.289	4	5	0	1	3
2022	4.09	4	4	10	10	0	0	0	55.00	51	27	25	14	49	11	2	2	0.243	4	2	1	5	0
Career	5.15	5	9	21	19	1	0	0	99.67	103	65	57	30	83	23	3	7		8	7	1	6	3

RYAN BOURASSA	ERA	W	L	APP	GS	CG	SHO	SV	IP	H	R	ER	BB	SO	2B	3B	HR	AVG	WP	HP	BK	SFA	SHA
2021	4.04	0	4	14	5	0	0	2	42.33	36	22	19	24	65	8	0	3	0.228	2	2	1	0	4
2022	2.29	2	3	16	0	0	0	5	39.34	18	15	10	24	61	2	0	2	0.141	6	5	4	1	5
Career	3.20	2	7	30	5	0	0	7	81.67	54	37	29	48	126	10	0	5		8	7	5	1	9



## CAREER PITCHING STATISTICS

CODY CARLSON	ERA	W	L	APP	GS	CG	SHO	SV	IP	H	R	ER	BB	SO	2B	3B	HR	AVG	WP	HP	BK	SFA	SHA
2019	5.91	0	3	10	0	0	0	1	21.33	28	15	14	5	19	2	0	3	0.301	0	1	1	1	0
2020	0.00	0	0	1	0	0	0	0	2.00	1	0	0	0	2	0	0	0	0.143	0	0	0	0	0
2021	4.27	2	5	12	12	0	0	0	65.34	76	40	31	25	54	17	2	3	0.297	2	11	1	1	9
2022	3.71	7	5	12	12	1	1	0	63.00	61	32	26	16	33	5	1	5	0.252	1	8	1	1	9
Career	4.21	9	13	35	24	1	1	1	151.67	166	87	71	46	108	24	3	11		3	20	3	3	18

NIC McCAY	ERA	W	L	APP	GS	CG	SHO	SV	IP	H	R	ER	BB	SO	2B	3B	HR	AVG	WP	HP	BK	SFA	SHA
2019	4.08	6	1	14	14	2	1	0	79.33	69	39	36	30	83	11	0	10	0.229	5	5	0	2	1
2020 - DNP	0.00	0	0	0	0	0	0	0	0.00	0	0	0	0	0	0	0	0	0.000	0	0	0	0	0
2021-DNP	0.00	0	0	0	0	0	0	0	0.00	0	0	0	0	0	0	0	0	0.000	0	0	0	0	0
2022	5.10	4	3	13	13	0	0	0	67.00	78	49	38	27	66	14	2	6	0.281	5	9	1	2	3
Career	4.55	10	4	27	27	2	1	0	146.33	147	88	74	57	149	25	2	16		10	14	1	4	4

CLAY ODENBACH	ERA	W	L	APP	GS	CG	SHO	SV	IP	H	R	ER	BB	SO	2B	3B	HR	AVG	WP	HP	BK	SFA	SHA
2021	9.00	0	0	11	0	0	0	0	10.00	11	10	10	5	3	1	1	3	0.314	6	5	1	3	0
2022	0.00	0	0	0	0	0	0	0	0.00	0	0	0	0	0	0	0	0	0.000	0	0	0	0	0
Career	9.00	0	0	11	0	0	0	0	10	11	10	10	5	3	1	1	3		6	5	1	3	0

JORDAN SAGEDAHL	ERA	W	L	APP	GS	CG	SHO	SV	IP	H	R	ER	BB	SO	2B	3B	HR	AVG	WP	HP	BK	SFA	SHA
2021	0.00	0	0	1	0	0	0	0	1.00	0	0	0	2	0	0	0	0	0.000	0	0	0	0	0
2022	0.00	0	0	1	0	0	0	0	0.67	0	0	0	0	1	0	0	0	0.000	0	0	0	0	0
Career	0.00	0	0	2	0	0	0	0	1.67	0	0	0	2	1	0	0	0		0	0	0	0	0

LOGAN SMITH	ERA	W	L	APP	GS	CG	SHO	SV	IP	H	R	ER	BB	SO	2B	3B	HR	AVG	WP	HP	BK	SFA	SHA
2021	20.25	0	0	5	1	0	0	0	5.33	14	14	12	8	2	1	0	3	0.500	0	1	0	0	0
2022	0.00	0	0	0	0	0	0	0	0.00	0	0	0	0	0	0	0	0	0.000	0	0	0	0	0
Career	20.25	0	0	5	1	0	0	0	5.33	14	14	12	8	2	1	0	3		0	1	0	0	0

ELI SUNDQUIST	ERA	W	L	APP	GS	CG	SHO	SV	IP	H	R	ER	BB	SO	2B	3B	HR	AVG	WP	HP	BK	SFA	SHA
2020	6.59	3	1	8	2	0	0	0	13.67	18	10	10	10	19	2	0	1	0.321	2	2	1	0	0
2021	4.43	3	3	14	0	0	0	0	22.33	16	13	11	18	34	1	0	3	0.211	7	3	1	1	2
2022	0.00	0	0	0	0	0	0	0	0.00	0	0	0	0	0	0	0	0	0.000	0	0	0	0	0
Career	5.25	6	4	22	2	0	0	0	36	34	23	21	28	53	3	0	4		9	5	2	1	2

# 2022 JACKRABBIT BASEBALL SEASON/CAREER HIGHS



**REECE ANDERSON**  
**6-1, 185, So.**  
**Outfielder**  
**Johnston, Iowa**  
**Johnston H.S.**

## SEASON HIGHS

At-Bats: 5, three times (last: at Northern Colorado, 4-15-22)  
Runs: 2, vs. Western Illinois, 4-10-22, and at Omaha, 5-8-22  
Hits: 3, vs. Briar Cliff, 4-20-22  
RBIs: 2, vs. Briar Cliff, 4-20-22, and at Omaha, 5-6-22  
Doubles: 1, at Central Arkansas, 3-5-22 [Game 2], and at Wichita State, 3-13-22  
Bases on Balls: 2, vs. Western Illinois, 4-9-22 [Game 1], and at Minnesota, 4-26-22  
Strikeouts: 2, six times (last: vs. Oral Roberts, 5-20-22)  
Stolen Bases: 2, at Northwestern State, 3-18-22, and at Omaha, 5-6-22  
Putouts: 6, at Wichita State, 3-13-22  
Assists: 1, vs. Briar Cliff, 4-20-22, and vs. Oral Roberts, 5-20-22  
Errors: 1, five times (last: vs. Oral Roberts, 5-21-22)

## CAREER HIGHS

At-Bats: 6, vs. North Dakota State, 4-24-21 [Game 2]  
Runs: 2, vs. Western Illinois, 4-10-22, and at Omaha, 5-8-22  
Hits: 3, at Omaha, 5-28-21, and vs. Briar Cliff, 4-20-22  
RBIs: 2, vs. Briar Cliff, 4-20-22, and at Omaha, 5-6-22  
Doubles: 1, at Central Arkansas, 3-5-22 [Game 2], and at Wichita State, 3-13-22  
Bases on Balls: 2, vs. Western Illinois, 4-9-22 [Game 1], and at Minnesota, 4-26-22  
Strikeouts: 3, at Northern Colorado, 2-27-21 [Game 2], and vs. North Dakota State, 4-24-21 [Game 2]  
Stolen Bases: 2, at Northwestern State, 3-18-22, and at Omaha, 5-6-22  
Putouts: 6, vs. Kansas, 2-21-21, and at Wichita State, 3-13-22  
Assists: 1, vs. Briar Cliff, 4-20-22, and vs. Oral Roberts, 5-20-22  
Errors: 1, five times (last: vs. Oral Roberts, 5-21-22)



**REECE ARBOGAST**  
**5-8, 175, Fr.**  
**Left-Handed Pitcher**  
**Sioux Falls, South Dakota**  
**O'Gorman H.S.**

## SEASON/CAREER HIGHS

Innings Pitched: 3.0, at Northwestern State, 3-17-22  
Hits Allowed: 4, at Northern Colorado, 4-17-22, and at Minnesota, 4-26-22  
Runs Allowed: 2, five times (last: vs. North Dakota State, 4-29-22)  
Bases on Balls: 1, three times (last: at Omaha, 5-7-22)  
Hit Batters: 1, three times (last: vs. Oral Roberts, 5-21-22)  
Strikeouts: 3, at Northwestern State, 3-17-22, and at Minnesota, 4-26-22  
Doubles Allowed: 1, three times (last: at Oral Roberts, 3-25-22)  
Triples Allowed: 1, at Northern Colorado, 4-17-2022  
Home Runs Allowed: 1, three times (last: vs. Briar Cliff, 4-20-22)  
Wild Pitches: 1, four times (last: vs. Oral Roberts, 5-21-22)  
Putouts: N/A  
Assists: 2, vs. Purdue, 2-19-22 [Game 2]  
Errors: N/A




**JON BAKER**  
**5-11, 195, So.**  
**Right-Handed Pitcher**  
**Cloquet, Minnesota**  
**Cloquet H.S.**

## SEASON HIGHS

Innings Pitched: 1.1, at Central Arkansas, 3-5-22  
Hits Allowed: 3, vs. Oral Roberts, 5-20-22  
Runs Allowed: 5, vs. Oral Roberts, 5-20-22  
Bases on Balls: 2, at Wichita State, 3-13-22  
Hit Batters: 1, at Wichita State, 3-13-22, and vs. Oral Roberts, 5-20-22  
Strikeouts: 2, vs. Briar Cliff, 4-20-22  
Doubles Allowed: 2, vs. Oral Roberts, 5-20-22  
Triples Allowed: N/A  
Home Runs Allowed: 1, vs. Purdue, 2-19-22 [Game 1]  
Wild Pitches: N/A  
Putouts: N/A  
Assists: N/A  
Errors: N/A

## CAREER HIGHS

Innings Pitched: 1.1, at SIU-Edwardsville, 3-5-21, and at Central Arkansas, 3-5-22  
Hits Allowed: 3, vs. Oral Roberts, 5-20-22  
Runs Allowed: 5, vs. Oral Roberts, 5-20-22  
Bases on Balls: 2, at Kansas State, 3-11-20, and at Wichita State, 3-13-22  
Hit Batters: 1, three times (last: vs. Oral Roberts, 5-20-22)  
Strikeouts: 1, three times (Last: at SIU-Edwardsville, 3-5-21)  
Doubles Allowed: 2, vs. Oral Roberts, 5-20-22  
Triples Allowed: N/A  
Home Runs Allowed: 1, three times (last: vs. Purdue, 2-19-22 [Game 1])  
Wild Pitches: N/A  
Putouts: N/A  
Assists: 1, at Northern Colorado, 2-28-21  
Errors: N/A



**BRET BARNETT**  
**6-4, 200, Sr.**  
**Left-Handed Pitcher**  
**Indianola, Iowa**  
**Martensdale-St. Mary's H.S.**

## SEASON HIGHS

Innings Pitched: 3.0, four times (last: at Omaha, 5-8-22)  
Hits Allowed: 5, at Omaha, 5-8-22  
Runs Allowed: 3, at Oral Roberts, 3-27-22, and at Omaha, 5-8-22  
Bases on Balls: 3, at Omaha, 5-8-22  
Hit Batters: 1, vs. Purdue, 2-20-22  
Strikeouts: 6, at Northwestern State, 3-19-22, and at Northern Colorado, 4-16-22  
Doubles Allowed: 1, vs. Oral Roberts, 5-21-22  
Triples Allowed: N/A  
Home Runs Allowed: N/A  
Wild Pitches: 3, vs. Purdue, 2-20-22  
Putouts: N/A  
Assists: 1, vs. Purdue, 2-20-22, and at St. Thomas, 4-3-22 [Game 1]  
Errors: N/A

# 2022 JACKRABBIT BASEBALL SEASON/CAREER HIGHS

## BRET BARNETT

### CAREER HIGHS

Innings Pitched: 3.0, six times (last: at Omaha, 5-8-22)  
Hits Allowed: 5, three times (last: at Omaha, 5-8-22)  
Runs Allowed: 4, three times (last: vs. Oral Roberts, 5-20-21 [Game 1])  
Bases on Balls: 4, at Purdue-Fort Wayne, 3-29-19 [Game 1]  
Hit Batters: 1, eight times (last: vs. Purdue, 2-20-22)  
Strikeouts: 7, at Northern Colorado, 2-27-21 [Game 1]  
Doubles Allowed: 2, three times (last: vs. Oral Roberts, 5-27-21)  
Triples Allowed: 1, vs. North Dakota State, 4-12-18 [Game 2], and vs. Oral Roberts, 4-20-18 [Game 2]  
Home Runs Allowed: 1, three times (last: at Evansville, 4-4-21)  
Wild Pitches: 3, at Western Illinois, 3-28-21, and vs. Purdue, 2-20-22  
Putouts: 1, four times (last: vs. Oral Roberts, 5-27-21)  
Assists: 2, at Oral Roberts, 3-23-19  
Errors: 1, at Creighton, 4-10-18, and at Wichita State, 5-9-18

Bases on Balls: 3, at Minnesota, 4-16-21

Strikeouts: 4, four times (last: vs. Oral Roberts, 5-19-21)

Sacrifice Hits: 1, eight times (last: at North Dakota State, 5-17-19 [Game 1])

Stolen Bases: 1, nine times (last: vs. St. Thomas, 5-15-22 [Game 1])

Hit By Pitch: 2, three times (last: at Northwestern State, 3-18-22)

Putouts: 15, at Oral Roberts, 3-22-2019

Assists: 3, at Western Illinois, 3-28-2021

### CAREER HIGHS — PITCHING

Innings Pitched: 5.0, at Omaha, 5-28-21

Runs Allowed: 7, vs. Purdue, 2-20-22

Earned Runs Allowed: 7, vs. Purdue, 2-20-22

Hits Allowed: 4, at Omaha, 3-20-21, and vs. Purdue, 2-20-22


Walks Allowed: 3, at UA Little Rock, 3-10-19, and at Wichita State, 3-13-22

Strikeouts: 5, at Omaha, 5-28-21, and vs. Briar Cliff, 4-20-22

Home Runs Allowed: 1, four times (last: vs. Purdue, 2-20-22)

Wild Pitches: 2, vs. North Dakota State, 4-14-2019

Hit Batters: 2, vs. Purdue, 2-20-22, and at Central Arkansas, 3-5-22 [Game 2]



## DREW BEAZLEY

6-1, 190, Jr.

Infielder/Right-Handed Pitcher

Johnston, Iowa

Johnston H.S.



## JESS BELLOWES

5-10, 180, So.

Outfielder

Miles City, Montana

Custer County District H.S.

### SEASON HIGHS — BATTING AND FIELDING

At-Bats: 6, at Northwestern State, 3-17-22

Runs Scored: 2, at Northwestern State, 3-17-22, and vs. St. Thomas, 5-14-22

Hits: 3, at Incarnate Word, 2-25-22 [Game 1], and at Northern Colorado, 4-16-22

Runs Batted In: 4, at Minnesota, 4-26-22

Doubles: 3, at Incarnate Word, 2-25-22 [Game 1]

Triples: N/A

Home Runs: 1, six times (last: at Minnesota, 4-26-22)

Total Bases: 6, at Incarnate Word, 2-25-22, and at Northern Colorado, 4-16-22

Bases on Balls: 2, three times (last: vs. St. Thomas, 5-15-22 [Game 2])

Strikeouts: 4, at Omaha, 5-8-22, and vs. Oral Roberts, 5-19-22

Sacrifice Hits: N/A

Sacrifice Flies: N/A

Stolen Bases: 1, five times (last: vs. St. Thomas, 5-14-22 [Game 1])

Hit By Pitch: 2, at Northwestern State, 3-18-22

Putouts: 14, at Wichita State, 3-12-22, and at St. Thomas, 4-3-22 [Game 1]

Assists: 1, eight times (last: vs. Oral Roberts, 5-21-22)

### SEASON HIGHS — PITCHING

Innings Pitched: 4.0, at Central Arkansas, 3-5-22 [Game 2]

Runs Allowed: 7, vs. Purdue, 2-20-22

Earned Runs Allowed: 7, vs. Purdue, 2-20-22

Hits Allowed: 4, vs. Purdue, 2-20-22

Walks Allowed: 3, at Wichita State, 3-13-22, and vs. Briar Cliff, 4-20-22

Strikeouts: 5, vs. Briar Cliff, 4-20-22

Home Runs Allowed: 1, vs. Purdue, 2-20-22

Wild Pitches: 1, at Minnesota, 3-2-22, and at Wichita State, 3-13-22

Hit Batters: 2, vs. Purdue, 2-20-22, and at Central Arkansas, 3-5-22 [Game 2]

### CAREER HIGHS — BATTING AND FIELDING

At-Bats: 7, at Omaha, 4-28-2019

Runs Scored: 3, vs. Western Illinois, 4-19-19, and vs. Purdue Fort Wayne, 5-5-19

Hits: 4, at Western Illinois, 3-26-21 [Game 1]

Runs Batted In: 4, three times (last: at Minnesota, 4-26-22)

Doubles: 3, at Incarnate Word, 2-25-22 [Game 1]

Triples: 1, three times (last: at Northern Colorado, 2-26-21)

Home Runs: 1, 14 times (last: vs. North Dakota State, 4-29-22)

Total Bases: 6, four times (last: at Northern Colorado, 4-16-22)

### SEASON HIGHS

At-Bats: 5, vs. Purdue, 2-20-22

Runs : 1, vs. Purdue, 2-18-22

Hits: 2, vs. Purdue, 2-20-22, and at Incarnate Word, 2-24-22

RBIs: 1, vs. Purdue, 2-18-22

Doubles: 1, three times (last: vs. Purdue, 2-20-22)

Bases on Balls: N/A

Strikeouts: 1, three times (last: vs. Purdue, 2-19-22 [Game 2])

Stolen Bases: N/A

Putouts: 4, vs. Purdue, 2-20-22

Assists: N/A

Errors: 2, vs. Purdue, 2-19-22 [Game 1]

### CAREER HIGHS

At-Bats: 5, nine times (last: vs. Purdue, 2-20-22)

Runs Scored: 4, at Northern Colorado, 2-28-2021

Hits: 3, at Northern Colorado, 2-28-2021, and vs. Omaha, 4-11-21 [Game 2]

Runs Batted In: 3, at Northern Colorado, 2-27-2021 [Game 2]

Doubles: 1, 10 times (last: vs. Purdue, 2-20-22)

Triples: 1, at Evansville, 4-4-21

Home Runs: 1, at Northern Colorado, 2-28-21

Total Bases: 6, at Northern Colorado, 2-28-21

Bases on Balls: 2, three times (last: vs. North Dakota State, 4-24-21 [Game 2])

Sacrifice Hits: 1, at Northern Colorado, 2-27-21 [Game 1], and vs. North Dakota State, 4-24-21 [Game 2]

Sacrifice Flies: 1, vs. Oral Roberts, 5-21-21

Stolen Bases: 1, four times (last: at North Dakota State, 5-15-21)

Hit By Pitch: 2, at Northern Colorado, 2-28-2021, and at Evansville, 4-4-2021

Putouts: 4, vs. North Dakota State, 4-24-21 [Game 1]

Assists: 3, at Omaha, 3-21-2021

Errors: 2, at Omaha, 3-20-21, and vs. Purdue, 2-19-22 [Game 1]

# 2022 JACKRABBIT BASEBALL SEASON/CAREER HIGHS



**ADAM BENES**  
**5-11, 170, Fr.**  
**Infielder**  
**Longmont, Colorado**  
**Longmont H.S.**

## SEASON/CAREER HIGHS

At-Bats: 4, at Wichita State, 3-13-22, and at Northern Colorado, 4-15-22  
Runs: 1, vs. Purdue, 2-20-22, and at Wichita State, 3-13-22  
Hits: 2, at Wichita State, 3-13-22, and at Northern Colorado, 4-15-22  
RBIs: 2, at Northern Colorado, 4-15-22  
Doubles: N/A  
Triples: N/A  
Home Runs: N/A  
Bases on Balls: 2, at Northwestern State, 3-19-22 [Game 1]  
Strikeouts: 1, eight times (last: at Omaha, 5-6-22)  
Stolen Bases: N/A  
Sacrifice Bunts: 1, at Northwestern State, 3-17-22, and at Northwestern State, 3-19-22 [Game 1]  
Sacrifice Flies: 1, at Northwestern State, 3-17-22, and at Northern Colorado, 4-15-22  
Putouts: 2, three times (last: at Omaha, 5-7-22)  
Assists: 5, at Northern Colorado, 4-15-22  
Errors: 1, three times (last: at St. Thomas, 4-2-22)



**JAMIE BERG**  
**5-10, 160, Jr.**  
**Outfielder**  
**Mahtomedi, Minnesota**  
**Mahtomedi H.S.**


## SEASON HIGHS

At-Bats: 5, at Northern Colorado, 4-16-22  
Runs: 1, seven times (last: vs. Oral Roberts, 5-21-22)  
Hits: 2, at Incarnate Word, 2-24-22, and at Northern Colorado, 4-16-22  
RBIs: 2, vs. Western Illinois, 4-10-22  
Doubles: 1, at Incarnate Word, 2-24-22  
Triples: N/A  
Home Runs: 1, vs. Western Illinois, 4-10-22  
Bases on Balls: 1, five times (last: vs. North Dakota State, 4-29-22)  
Strikeouts: 3, at Central Arkansas, 3-4-22  
Stolen Bases: 1, at Minnesota, 4-26-22  
Sacrifice Bunts: 1, at Omaha, 5-6-22  
Sacrifice Flies: N/A  
Putouts: 3, at Incarnate Word, 2-24-22, and at Minnesota, 3-2-22  
Assists: N/A  
Errors: N/A

## CAREER HIGHS

At-Bats: 5, vs. Northeastern, 2-23-19, and at Northern Colorado, 4-16-22  
Runs Scored: 2, at Minnesota, 3-4-20, and vs. Kansas, 2-20-21  
Hits: 2, seven times (last: at Northern Colorado, 4-16-22)  
Runs Batted In: 2, at Kansas State, 3-9-21, and vs. Western Illinois, 4-10-22  
Doubles: 1, six times (last: at Incarnate Word, 2-24-22)  
Triples: N/A  
Home Runs: 1, vs. Western Illinois, 4-10-22

Total Bases: 4, vs. Western Illinois, 4-10-22  
Bases on Balls: 2, vs. North Dakota State, 4-24-21 [Game 1]  
Sacrifice Hits: 1, five times (last: at Omaha, 5-6-22)  
Sacrifice Flies: N/A  
Stolen Bases: 1, three times (last: at Minnesota, 4-26-22)  
Hit By Pitch: 2, vs. Oral Roberts, 5-20-21 [Game 1]  
Putouts: 3, six times (last: at Minnesota, 3-2-22)  
Assists: 1, vs. Northeastern, 2-24-19, and vs. North Dakota State, 4-24-21 [Game 2]  
Errors: 2, vs. UT Martin, 2-16-19



**OWEN BISHOP**  
**6-2, 190, So.**  
**Right-Handed Pitcher/Infielder**  
**Arlington, Washington**  
**Arlington H.S.**

## SEASON HIGHS — BATTING AND FIELDING

At-Bats: 6, at Oral Roberts, 3-25-22  
Runs: 1, three times (last: at St. Thomas, 4-2-22)  
Hits: 3, at Northwestern State, 3-19-22 [Game 2]  
RBIs: 3, at Northwestern State, 3-19-22 [Game 2]  
Doubles: 1, three times (last: at Oral Roberts, 3-25-22)  
Triples: N/A  
Home Runs: 1, at St. Thomas, 4-2-22  
Bases on Balls: N/A  
Strikeouts: 2, at Oral Roberts, 3-25-22, and at Oral Roberts, 3-26-22  
Stolen Bases: N/A  
Sacrifice Bunts: N/A  
Sacrifice Flies: N/A  
Putouts: 7, at St. Thomas, 4-2-22, and vs. Western Illinois, 4-9-22 [Game 1]  
Assists: 2, at St. Thomas, 4-3-22 [Game 2]  
Errors: 1, at Wichita State, 3-13-22, and at Oral Roberts, 3-27-22

## SEASON HIGHS — PITCHING

Innings Pitched: 8.1, at St. Thomas, 4-3-22 [Game 2]  
Runs Allowed: 6, at Oral Roberts, 3-27-22, and vs. Oral Roberts, 5-20-22  
Earned Runs Allowed: 6, at Oral Roberts, 3-27-22, and vs. Oral Roberts, 5-20-22  
Hits Allowed: 9, vs. Western Illinois, 4-10-22  
Walks Allowed: 4, at Oral Roberts, 3-27-22  
Strikeouts: 8, at Incarnate Word, 2-25-22 [Game 2], and vs. St. Thomas, 5-12-22 [Game 2]  
Home Runs Allowed: 1, at Northern Colorado, 4-17-22, and vs. Oral Roberts, 5-20-22  
Wild Pitches: 2, at Oral Roberts, 3-27-22  
Hit Batters: 1, at Northwestern State, 3-17-22, and vs. Western Illinois, 4-10-22

## CAREER HIGHS — BATTING AND FIELDING

At-Bats: 6, at Oral Roberts, 3-25-22  
Runs: 1, four times (last: at St. Thomas, 4-2-22)  
Hits: 3, at Northwestern State, 3-19-22 [Game 2]  
RBIs: 3, at Northwestern State, 3-19-22 [Game 2]  
Doubles: 1, three times (last: at Oral Roberts, 3-25-22)  
Home Runs: 1, at St. Thomas, 4-2-22  
Bases on Balls: 1, four times (last: vs. Omaha, 4-10-21 [Game 1])  
Strikeouts: 3, at Omaha, 3-20-21  
Stolen Bases: 1, vs. Omaha, 4-10-21 [Game 1]  
Sacrifice Bunts: N/A  
Sacrifice Flies: N/A  
Putouts: 10, at Omaha, 3-20-21  
Assists: 2, vs. Omaha, 4-10-21 [Game 1], and at St. Thomas, 4-3-22 [Game 2]  
Errors: 1, four times (last: at Oral Roberts, 3-27-22)



# 2022 JACKRABBIT BASEBALL SEASON/CAREER HIGHS

## OWEN BISHOP

### CAREER HIGHS — PITCHING

Innings Pitched: 8.1, at St. Thomas, 4-3-22 [Game 2]  
Runs Allowed: 7, at Kansas State, 3-10-21, and at Evansville, 4-4-21  
Earned Runs Allowed: 6, at Oral Roberts, 3-27-22, and vs. Oral Roberts, 5-20-22  
Hits Allowed: 9, vs. Western Illinois, 4-10-22  
Walks Allowed: 4, at Oral Roberts, 3-27-22  
Strikeouts: 8, at Incarnate Word, 2-25-22 [Game 2], and vs. St. Thomas, 5-15-22 [Game 2]  
Home Runs Allowed: 2, at Kansas State, 3-10-21  
Wild Pitches: 3, vs. Omaha, 4-11-21 [Game 2]  
Hit Batters: 2, at Omaha, 3-21-21



## RYAN BOURASSA

**6-0, 230, Jr.**

**Right-Handed Pitcher**

**West Fargo, North Dakota**

**West Fargo H.S.**


**Bismarck State College**

### SEASON HIGHS

Innings Pitched: 6.0, at Oral Roberts, 3-25-22  
Hits Allowed: 4, at Incarnate Word, 2-25-22 [Game 1]  
Runs Allowed: 4, at Northwestern State, 3-18-22  
Earned Runs Allowed: 2, three times (last: vs. Oral Roberts, 5-19-22)  
Bases on Balls: 6, at Central Arkansas, 3-4-22  
Hit Batters: 2, at Northwestern State, 3-18-22  
Strikeouts: 12, at Oral Roberts, 3-25-22  
Doubles Allowed: 1, at Incarnate Word, 2-25-22 [Game 1], and at Wichita State, 3-12-22  
Triples Allowed: N/A  
Home Runs Allowed: 1, at Northwestern State, 3-18-22, and vs. Oral Roberts, 5-19-22  
Wild Pitches: 2, at Wichita State, 3-12-22  
Putouts: 1, at Oral Roberts, 3-25-22, and at Omaha, 5-6-22  
Assists: 1, at Incarnate Word, 2-25-22 [Game 1], and at Central Arkansas, 3-4-22  
Errors: 1, at Northwestern State, 3-18-22

### CAREER HIGHS

Innings Pitched: 6.0, at Oral Roberts, 3-25-22  
Hits Allowed: 7, at Omaha, 3-19-21 [Game 2]  
Runs Allowed: 5, at Western Illinois, 3-26-21 [Game 2]  
Earned Runs Allowed: 5, at Western Illinois, 3-26-21 [Game 2]  
Bases on Balls: 6, at Central Arkansas, 3-4-22  
Hit Batters: 2, at Northwestern State, 3-18-22  
Strikeouts: 12, at Oral Roberts, 3-25-22  
Doubles Allowed: 2, at Omaha, 3-19-21 [Game 2]  
Triples Allowed: N/A  
Home Runs Allowed: 1, five times (last: vs. Oral Roberts, 5-19-22)  
Wild Pitches: 2, at Wichita State, 3-12-22  
Putouts: 1, three times (last: at Omaha, 5-6-22)  
Assists: 1, seven times (last: at Central Arkansas, 3-4-22)  
Errors: 1, at Northwestern State, 3-18-22



## CODY CARLSON

**5-9, 200, Grad.**

**Left-Handed Pitcher**

**Rapid City, South Dakota**

**Rapid City Central H.S.**

**Northeastern Junior College (Colo.)**

### SEASON HIGHS

Innings Pitched: 9.0, vs. St. Thomas, 5-15-22 [Game 1]  
Hits Allowed: 8, at Omaha, 5-7-22  
Runs Allowed: 7, at Oral Roberts, 3-26-22  
Earned Runs Allowed: 7, at Oral Roberts, 3-26-22  
Bases on Balls: 3, at Incarnate Word, 2-25-22 [Game 1], and at Omaha, 5-7-22  
Hit Batters: 3, vs. Purdue, 2-19-22 [Game 1]  
Strikeouts: 8, vs. St. Thomas, 5-15-22 [Game 1]  
Doubles Allowed: 1, five times (last: at Omaha, 5-7-22)  
Triples Allowed: 1, at Oral Roberts, 3-26-22  
Home Runs Allowed: 1, five times (last: vs. Oral Roberts, 5-21-22)  
Wild Pitches: 1, at Omaha, 5-7-22  
Putouts: 1, three times (last: vs. Oral Roberts, 5-21-22)  
Assists: 2, at Central Arkansas, 3-5-22  
Errors: 1, vs. Purdue, 2-19-22 [Game 1], and at Central Arkansas, 3-5-22

### CAREER HIGHS

Innings Pitched: 9.0, vs. St. Thomas, 5-15-22 [Game 1]  
Hits Allowed: 10, vs. Oral Roberts, 5-21-21  
Runs Allowed: 7, at Oral Roberts, 3-26-22  
Earned Runs Allowed: 7, at Oral Roberts, 3-26-22  
Bases on Balls: 4, three times (last: vs. Oral Roberts, 5-21-21)  
Hit Batters: 3, vs. Oral Roberts, 5-27-21, and vs. Purdue, 2-19-22 [Game 1]  
Strikeouts: 8, vs. St. Thomas, 5-15-22 [Game 1]  
Doubles Allowed: 5, at SIU-Edwardsville, 3-6-21  
Triples Allowed: 1, three times (last: at Oral Roberts, 3-26-22)  
Home Runs Allowed: 1, 11 times (last: vs. Oral Roberts, 5-21-22)  
Wild Pitches: 1, three times (last: at Omaha, 5-7-22)  
Putouts: 1, three times (last: vs. Oral Roberts, 5-21-22)  
Assists: 2, three times (last: at Central Arkansas, 3-5-22)  
Errors: 1, five times (last: at Central Arkansas, 3-5-22)

# 2022 JACKRABBIT BASEBALL SEASON/CAREER HIGHS



**ALEX CLEMONS**  
**6-1, 185, Fr.**  
**Right-Handed Pitcher**  
**Bettendorf, Iowa**  
**Pleasant Valley H.S.**

## SEASON/CAREER HIGHS

Innings Pitched: 2.1, at Incarnate Word, 2-24-22  
Hits Allowed: 2, five times (last: vs. Oral Roberts, 5-19-22)  
Runs Allowed: 3, at Northern Colorado, 4-17-22  
Earned Runs Allowed: 3, at Northern Colorado, 4-17-22  
Bases on Balls: 4, vs. Purdue, 2-19-22 [Game 2]  
Hit Batters: 2, vs. Purdue, 2-19-22 [Game 2]  
Strikeouts: 4, vs. Western Illinois, 4-9-22 [Game 2]  
Doubles Allowed: 1, four times (last: at Northern Colorado, 4-15-22)  
Triples Allowed: N/A  
Home Runs Allowed: 1, vs. Oral Roberts, 5-19-22  
Wild Pitches: 3, at Minnesota, 3-2-22  
Putouts: 1, three times (last: at Northwestern State, 3-19-22 [Game 2])  
Assists: 2, at Central Arkansas, 3-5-22  
Errors: N/A



**COLTON COX**  
**6-1, 185, Sr.**  
**Outfielder**  
**Aberdeen, South Dakota**  
**Roncalli H.S.**


## SEASON HIGHS

At-Bats: 4, at Central Arkansas, 4-5-22 [Game 2]  
Runs: 1, seven times (last: vs. St. Thomas, 5-14-22)  
Hits: 1, at Central Arkansas, 3-5-22 [Game 2], and at Northwestern State, 3-17-22  
RBIs: N/A  
Doubles: N/A  
Triples: N/A  
Home Runs: N/A  
Bases on Balls: 1, vs. Purdue, 2-19-22 [Game 2], and vs. Dakota Wesleyan, 4-19-22  
Strikeouts: 2, at Central Arkansas, 3-5-22 [Game 2], and at St. Thomas, 4-3-22 [Game 1]  
Stolen Bases: N/A  
Sacrifice Bunts: N/A  
Sacrifice Flies: N/A  
Putouts: 3, at Central Arkansas, 3-5-22 [Game 2]  
Assists: N/A  
Errors: N/A

## CAREER HIGHS

At-Bats: 4, at Little Rock, 3-9-19 [Game 2], and at Central Arkansas, 4-5-22 [Game 2]  
Runs: 2, at Minnesota, 3-4-20  
Hits: 2, at Air Force, 3-6-20  
RBIs: 1, three times (last: at Northern Colorado, 2-27-21 [Game 2])  
Doubles: 1, three times (last: at Air Force, 3-6-20)  
Triples: N/A  
Home Runs: N/A  
Bases on Balls: 2, at Northern Colorado, 2-27-21 [Game 2]

Strikeouts: 4, at Little Rock, 3-9-19 [Game 2]  
Stolen Bases: 1, at Pacific, 2-23-20, and at Northern Colorado, 2-27-21 [Game 2]  
Sacrifice Bunts: 1, four times (last: at Air Force, 3-6-20)  
Sacrifice Flies: N/A  
Putouts: 3, eight times (last: at Central Arkansas, 3-5-22 [Game 2])  
Assists: 1, vs. Oral Roberts, 5-21-21  
Errors: 1, vs. Northeastern, 2-24-19



**HENRY GEORGE**  
**5-9, 175, Grad.**  
**Outfielder**  
**Woodbury, Minnesota**  
**New Life Academy**  
**Minnesota-Duluth**

## SEASON/CAREER HIGHS

At-Bats: 6, at Oral Roberts, 3-25-22  
Runs: 3, three times (last: vs. Oral Roberts, 5-19-22)  
Hits: 4, at Minnesota, 4-26-22  
RBIs: 3, at Northwestern State, 3-17-22  
Doubles: 2, at Minnesota, 3-2-22, and vs. Oral Roberts, 5-19-22  
Triples: 1, at Minnesota, 4-26-22, and vs. St. Thomas, 5-15-22 [Game 1]  
Home Runs: 1, three times (last: vs. Oral Roberts, 5-19-22)  
Total Bases: 9, vs. St. Thomas, 5-15-22 [Game 1]  
Bases on Balls: 2, six times (last: vs. Oral Roberts, 5-21-22)  
Hit By Pitch: 1, at Northwestern State, 3-17-22, and at Omaha, 5-6-22  
Strikeouts: 2, four times (last: vs. Briar Cliff, 4-20-22)  
Stolen Bases: 2, at Central Arkansas, 3-5-22 [Game 2], and at Omaha, 5-6-22  
Sacrifice Bunts: N/A  
Sacrifice Flies: N/A  
Putouts: 4, three times (last: vs. St. Thomas, 5-15-22 [Game 2])  
Assists: 1, three times (last: at Northern Colorado, 4-17-22)  
Errors: 1, vs. Purdue, 2-19-22 [Game 2], and vs. St. Thomas, 5-15-22 [Game 1]




**JAKE GOBLE**  
**6-5, 235, Fr.**  
**Right-Handed Pitcher**  
**Rapid City, South Dakota**  
**St. Thomas More H.S.**

## SEASON/CAREER HIGHS

Innings Pitched: 4.0, vs. Purdue, 2-18-22  
Hits Allowed: 6, at Incarnate Word, 2-24-22, and at Wichita State, 3-13-22  
Runs Allowed: 5, at Wichita State, 3-13-22, and at Northwestern State, 3-19-22 [Game 2]  
Earned Runs Allowed: 5, at Northwestern State, 3-19-22 [Game 2]  
Bases on Balls: 3, at Oral Roberts, 3-26-22, and at Omaha, 5-7-22  
Hit Batters: 1, vs. Purdue, 2-18-22, and at Northwestern State, 3-19-22 [Game 2]  
Strikeouts: 4, at Northwestern State, 3-19-22 [Game 2]  
Doubles Allowed: 2, vs. Purdue, 2-18-22  
Triples Allowed: N/A  
Home Runs Allowed: 1, three times (last: at Oral Roberts, 3-26-22)  
Wild Pitches: 1, four times (last: at Omaha, 5-7-22)  
Putouts: 1, vs. Purdue, 2-18-22  
Assists: 1, three times (last: at Northwestern State, 3-19-22 [Game 2])  
Errors: N/A

# 2022 JACKRABBIT BASEBALL SEASON/CAREER HIGHS



**DEREK HACKMAN**  
**6-0, 215, Sr.**  
**Catcher**  
**Johnston, Iowa**  
**Johnston H.S.**

Hit Batters: 1, vs. Dakota Wesleyan, 4-19-22, and at Minnesota, 4-26-22  
 Strikeouts: 5, vs. Dakota Wesleyan, 4-19-22  
 Doubles Allowed: 1, vs. Dakota Wesleyan, 4-19-22  
 Triples Allowed: N/A  
 Home Runs Allowed: N/A  
 Wild Pitches: 1, vs. Dakota Wesleyan, 4-19-22, and at Omaha, 5-7-22  
 Putouts: N/A  
 Assists: 1, at Minnesota, 4-26-22  
 Errors: N/A

## SEASON HIGHS

At-Bats: 6, at Oral Roberts, 3-25-2022  
 Runs: 4, vs. Briar Cliff, 4-20-22  
 Hits: 3, six times (last: vs. Oral Roberts, 5-19-22)  
 RBIs: 6, vs. St. Thomas, 5-15-22 [Game 2]  
 Doubles: 2, at Omaha, 5-8-22  
 Triples: N/A  
 Home Runs: 2, vs. St. Thomas, 5-15-22 [Game 2]  
 Total Bases: 8, vs. St. Thomas, 5-15-22 [Game 2]  
 Bases on Balls: 3, at Oral Roberts, 3-27-22  
 Hit By Pitch: 2, at Northwestern State, 3-17-22, and at Minnesota, 4-26-22  
 Strikeouts: 4, at Omaha, 5-6-22  
 Stolen Bases: N/A  
 Sacrifice Bunts: N/A  
 Sacrifice Flies: 2, at St. Thomas, 4-2-22  
 Putouts: 17, at Oral Roberts, 3-25-22  
 Assists: 4, at Oral Roberts, 3-25-22  
 Errors: 1, seven times (last: at Omaha, 5-7-22)

## CAREER HIGHS

At-Bats: 6, vs. North Dakota State, 4-24-21 [Game 2], and at Oral Roberts, 3-25-2022  
 Runs: 4, vs. North Dakota State, 4-24-21 [Game 2], and vs. Briar Cliff, 4-20-22  
 Hits: 5, vs. North Dakota State, 4-24-21 [Game 2]  
 RBIs: 6, vs. St. Thomas, 5-15-22 [Game 2]  
 Doubles: 2, vs. North Dakota State, 4-24-21 [Game 2], and at Omaha, 5-8-22  
 Triples: N/A  
 Home Runs: 2, at Omaha, 3-20-21, and vs. St. Thomas, 5-15-22 [Game 2]  
 Total Bases: 10, vs. North Dakota State, 4-24-21 [Game 2]  
 Bases on Balls: 3, at Oral Roberts, 3-27-22  
 Hit By Pitch: 2, at Northwestern State, 3-17-22, and at Minnesota, 4-26-22  
 Strikeouts: 4, at Omaha, 5-6-22  
 Stolen Bases: 1, at UTRGV, 2-29-20 [Game 1]  
 Sacrifice Bunts: 1, three times (last: at Minnesota, 3-4-20)  
 Sacrifice Flies: 2, at St. Thomas, 4-2-22  
 Putouts: 17, at Oral Roberts, 3-25-22  
 Assists: 4, at SIU-Edwardsville, 3-7-21, and at Oral Roberts, 3-25-22  
 Errors: 1, 18 times (last: at Omaha, 5-7-22)



**JOE HUSAK**  
**6-0, 190, Fr.**  
**Right-Handed Pitcher**  
**Cambridge, Iowa**  
**North Polk H.S.**

## SEASON/CAREER HIGHS


Innings Pitched: 2.2, vs. Oral Roberts, 5-19-22  
 Hits Allowed: 6, vs. Oral Roberts, 5-19-22  
 Runs Allowed: 4, vs. Oral Roberts, 5-19-22  
 Earned Runs Allowed: 3, at Wichita State, 3-13-22, and vs. Oral Roberts, 5-19-22  
 Bases on Balls: 2, three times (last: at Northern Colorado, 4-17-22)  
 Hit Batters: 1, three times (last: at Wichita State, 3-13-22)  
 Strikeouts: 2, vs. Oral Roberts, 5-19-22  
 Doubles Allowed: 1, four times (last: vs. Oral Roberts, 5-19-22)  
 Triples Allowed: 1, at Minnesota, 3-2-22, and at Wichita State, 3-13-22  
 Home Runs Allowed: 1, vs. Oral Roberts, 5-19-22  
 Wild Pitches: 2, vs. Western Illinois, 4-9-22 [Game 2]  
 Putouts: N/A  
 Assists: 1, at Oral Roberts, 3-26-22  
 Errors: 1, vs. Oral Roberts, 5-19-22



**LUKE IRA**  
**6-0, 190, Jr.**  
**Shortstop**  
**Iowa City, Iowa**  
**Solon H.S.**

## SEASON HIGHS

At-Bats: 6, three times (last: vs. Oral Roberts, 5-19-22)  
 Runs: 3, vs. Dakota Wesleyan, 4-19-22  
 Hits: 3, six times (last: at Omaha, 5-6-22)  
 RBIs: 3, at Oral Roberts, 3-25-22  
 Doubles: 1, 10 times (last: vs. Oral Roberts, 5-19-22)  
 Triples: N/A  
 Home Runs: 1, 10 times (last: at Omaha, 5-8-22)  
 Total Bases: 7, at Oral Roberts, 3-25-22  
 Bases on Balls: 3, vs. Dakota Wesleyan, 4-19-22  
 Hit By Pitch: 1, five times (last: vs. North Dakota State, 4-29-22)  
 Strikeouts: 3, five times (last: at Northern Colorado, 4-15-22)  
 Stolen Bases: 2, at St. Thomas, 4-3-22 [Game 1]  
 Sacrifice Bunts: N/A  
 Sacrifice Flies: 1, vs. Purdue, 3-20-22, and at Northwestern State, 3-17-22  
 Putouts: 6, at Minnesota, 3-2-22  
 Assists: 7, at Incarnate Word, 2-25-22 [Game 1]  
 Errors: 2, three times (last: at Northern Colorado, 4-17-22)



**BRADY HAWKINS**  
**6-3, 225, R-Fr.**  
**Right-Handed Pitcher**  
**Mitchell, South Dakota**  
**Ethan H.S.**

## SEASON/CAREER HIGHS

Innings Pitched: 3.2, vs. Dakota Wesleyan, 4-19-22  
 Hits Allowed: 3, vs. Dakota Wesleyan, 4-19-22  
 Runs Allowed: 1, vs. Dakota Wesleyan, 4-19-22, and at Omaha, 5-7-22  
 Earned Runs Allowed: 1, vs. Dakota Wesleyan, 4-19-22, and at Omaha, 5-7-22  
 Bases on Balls: 2, vs. Dakota Wesleyan, 4-19-22, and at Minnesota, 4-26-22




# 2022 JACKRABBIT BASEBALL SEASON/CAREER HIGHS

## LUKE IRA

### CAREER HIGHS

At-Bats: 6, eight times (last: vs. Oral Roberts, 5-19-22)  
Runs: 3, three times (last: vs. Dakota Wesleyan, 4-19-22)  
Hits: 3, 12 times (last: at Omaha, 5-6-22)  
RBIs: 4, vs. Kansas, 2-20-21  
Doubles: 2, at Pacific, 2-22-20, and vs. Omaha, 4-11-21 [Game 2]  
Triples: 1, four times (last: vs. Oral Roberts, 5-20-21)  
Home Runs: 1, 15 times (last: at Omaha, 5-8-22)  
Total Bases: 7, vs. Oral Roberts, 5-22-21, and at Oral Roberts, 3-25-22  
Bases on Balls: 3, vs. Dakota Wesleyan, 4-19-22  
Hit By Pitch: 1, 13 times (last: vs. North Dakota State, 4-29-22)  
Strikeouts: 3, 14 times (last: at Northern Colorado, 4-15-22)  
Stolen Bases: 2, at St. Thomas, 4-3-22 [Game 1]  
Sacrifice Bunts: 1, nine times (last: vs. Oral Roberts, 5-20-21 [Game 2])  
Sacrifice Flies: 1, eight times (last: at Northwestern State, 3-17-22)  
Putouts: 7, at Kansas State, 3-10-20  
Assists: 8, at Oral Roberts, 5-24-19, and vs. Oral Roberts, 5-28-21  
Errors: 2, five times (last: at Northern Colorado, 4-17-22)



## TYSON KOGEL

**5-10, 175, Fr.**


**Infielder**

**Sioux Falls, South Dakota**

**Harrisburg H.S.**

### SEASON/CAREER HIGHS

At-Bats: 4, vs. Briar Cliff, 4-20-22  
Runs: 2, vs. Dakota Wesleyan, 4-19-22  
Hits: 1, vs. Western Illinois, 4-9-22 [Game 2]  
RBIs: 3, vs. Dakota Wesleyan, 4-19-22  
Doubles: 1, vs. Dakota Wesleyan, 4-19-22  
Triples: N/A  
Home Runs: N/A  
Bases on Balls: 2, vs. Dakota Wesleyan, 4-19-22  
Hit By Pitch: N/A  
Strikeouts: 2, three times (last: vs. Briar Cliff, 4-20-22)  
Stolen Bases: N/A  
Sacrifice Bunts: N/A  
Sacrifice Flies: N/A  
Putouts: 1, four times (last: at Omaha, 5-7-22)  
Assists: 3, vs. Western Illinois, 4-9-22 [Game 2]  
Errors: N/A



## THATCHER KOZAL

**5-11, 185, Jr.**

**Outfielder**

**Waverly, Nebraska**

**Waverly H.S.**

**Iowa Western CC**

### SEASON/CAREER HIGHS

At-Bats: 4, four times (last: vs. Oral Roberts, 5-19-22)  
Runs: 2, at Northwestern State, 3-17-22, and at Oral Roberts, 3-27-22  
Hits: 2, at Northwestern State, 3-19-22 [Game 2], and at Oral Roberts, 3-27-22  
RBIs: 3, at Oral Roberts, 3-27-22  
Doubles: 1, at Oral Roberts, 3-27-22, and vs. Oral Roberts, 5-21-22

Triples: N/A

Home Runs: 1, four times (last: vs. St. Thomas, 5-15-22 [Game 1])

Total Bases: 6, at Oral Roberts, 3-27-22

Bases on Balls: 3, at Wichita State, 3-13-22

Hit By Pitch: 1, three times (last: vs. Oral Roberts, 5-19-22)

Strikeouts: 4, vs. Oral Roberts, 5-19-22

Stolen Bases: 1, at Oral Roberts, 2-27-22, and vs. Oral Roberts, 5-20-22

Sacrifice Bunts: 1, at St. Thomas, 4-3-22 [Game 2]

Sacrifice Flies: N/A

Putouts: 4, at St. Thomas, 4-3-22 [Game 2], and vs. Oral Roberts, 5-21-22

Assists: N/A

Errors: N/A

## BLAKE KUNZ

**6-5, 250, Jr.**

**Right-Handed Pitcher**

**Germantown, Wisconsin**

**Germantown H.S.**

### SEASON/CAREER HIGHS

Innings Pitched: 0.2, at Northern Colorado, 4-17-22  
Hits Allowed: 1, at Northern Colorado, 4-17-22  
Runs Allowed: 1, at Northern Colorado, 4-17-22  
Earned Runs Allowed: 1, at Northern Colorado, 4-17-22  
Bases on Balls: 2, at Northern Colorado, 4-17-22  
Hit Batters: N/A  
Strikeouts: 1, at Northern Colorado, 4-17-22  
Doubles Allowed: 1, at Northern Colorado, 4-17-22  
Triples Allowed: N/A  
Home Runs Allowed: N/A  
Wild Pitches: N/A  
Putouts: N/A  
Assists: N/A  
Errors: N/A



## NIC McCAY

**6-0, 200, R-So.**

**Right-Handed Pitcher**

**Carlisle, Iowa**

**Carlisle H.S.**

### SEASON HIGHS

Innings Pitched: 7.0, vs. Western Illinois, 4-9-22 [Game 1], and vs. St. Thomas, 5-14-22  
Hits Allowed: 9, at Central Arkansas, 3-4-22, and vs. North Dakota State, 4-29-22  
Runs Allowed: 7, at Incarnate Word, 2-24-22  
Earned Runs Allowed: 6, at Incarnate Word, 2-24-22  
Bases on Balls: 4, at Northwestern State, 3-18-22, and at Oral Roberts, 3-25-22  
Hit Batters: 2, three times (last: at Central Arkansas, 3-4-22)  
Strikeouts: 8, at Wichita State, 3-11-22  
Doubles Allowed: 2, five times (last: at Omaha, 5-6-22)  
Triples Allowed: 1, at Wichita State, 3-11-22, and at Northern Colorado, 4-15-22  
Home Runs Allowed: 2, vs. St. Thomas, 5-14-22  
Wild Pitches: 1, five times (last: vs. Oral Roberts, 5-19-22)  
Putouts: 1, at Central Arkansas, 3-4-22, and at Wichita State, 3-11-22  
Assists: 2, at Central Arkansas, 3-4-22, and vs. St. Thomas, 5-14-22  
Errors: N/A

# 2022 JACKRABBIT BASEBALL SEASON/CAREER HIGHS

## NIC McCAY

### CAREER HIGHS

Innings Pitched: 9.0, vs. Purdue Fort Wayne, 3-31-19  
Hits Allowed: 10, vs. Omaha, 4-6-19 [Game 2]  
Runs Allowed: 7, vs. Omaha, 4-6-19 [Game 2], and at Incarnate Word, 2-24-22  
Earned Runs Allowed: 7, vs. Omaha, 4-6-19 [Game 2]  
Bases on Balls: 4, five times (last: at Oral Roberts, 3-25-22)  
Hit Batters: 2, four times (last: at Central Arkansas, 3-4-22)  
Strikeouts: 11, at Purdue Fort Wayne, 3-31-19, and at Omaha, 4-28-19  
Doubles Allowed: 5, vs. Omaha, 4-6-19 [Game 2]  
Triples Allowed: 1, at Wichita State, 3-11-22, and at Northern Colorado, 4-15-22  
Home Runs Allowed: 3, at Oral Roberts, 3-24-19  
Wild Pitches: 2, vs. Western Illinois, 5-23-19  
Putouts: 1, six times (last: at Wichita State, 3-11-22)  
Assists: 2, six times (last: vs. St. Thomas, 5-14-22)  
Errors: 1, vs. Purdue Fort Wayne, 5-5-19



## RYAN McDONALD

**5-11, 210, Jr.**

**Catcher/Outfielder**

**Prior Lake, Minnesota**


**Prior Lake H.S.**

### SEASON HIGHS

At-Bats: 5, five times (last: vs. Oral Roberts, 5-21-22)  
Runs: 3, vs. St. Thomas, 5-15-22 [Game 2]  
Hits: 3, four times (last: at Omaha, 5-6-22)  
RBIs: 7, at Northwestern State, 3-17-22  
Doubles: 2, at Wichita State, 3-12-22  
Triples: 1, at Northwestern State, 3-17-22  
Home Runs: 1, 10 times (last: vs. Oral Roberts, 5-19-22)  
Total Bases: 8, at Northwestern State, 3-17-22  
Bases on Balls: 3, vs. Purdue, 2-20-22  
Hit By Pitch: 1, seven times (last: vs. Oral Roberts, 5-19-22)  
Strikeouts: 4, vs. North Dakota State, 4-29-22  
Stolen Bases: 1, at Wichita State, 3-13-22, and at St. Thomas, 4-2-22  
Sacrifice Bunts: N/A  
Sacrifice Flies: N/A  
Putouts: 11, at Incarnate Word, 2-25-22 [Game 2]  
Assists: 6, vs. Purdue, 2-20-22  
Errors: 1, six times (last: at Northern Colorado, 4-16-22)

### CAREER HIGHS

At-Bats: 6, three times (last: vs. North Dakota State, 4-24-21 [Game 2])  
Runs: 3, vs. St. Thomas, 5-15-22 [Game 2]  
Hits: 3, seven times (last: at Omaha, 5-6-22)  
RBIs: 7, at Northwestern State, 3-17-22  
Doubles: 2, at Wichita State, 3-12-22  
Triples: 1, four times (last: at Northwestern State, 3-17-22)  
Home Runs: 1, 18 times (last: vs. Oral Roberts, 5-19-22)  
Total Bases: 8, at Northwestern State, 3-17-22  
Bases on Balls: 3, three times (last: vs. Purdue, 2-20-22)  
Hit By Pitch: 3, at Western Illinois, 3-26-21 [Game 1]  
Strikeouts: 4, vs. North Dakota State, 4-29-22  
Stolen Bases: 1, five times (last: at St. Thomas, 4-2-22)  
Sacrifice Bunts: N/A  
Sacrifice Flies: 1, vs. Kansas, 2-20-21, and at Omaha, 3-20-21  
Putouts: 11, four times (last: at Incarnate Word, 2-25-22 [Game 2])  
Assists: 6, vs. Purdue, 2-20-22  
Errors: 2, at Omaha, 3-21-21



## AVERY MELLMAN

**6-0, 195, So.**

**Infielder**

**Mason City, Iowa**

**Mason City H.S.**

### SEASON HIGHS

At-Bats: 3, at Minnesota, 3-2-22, and at Central Arkansas, 3-4-22  
Runs: 1, at Northwestern State, 3-19-22 [Game 2]  
Hits: 1, at Northwestern State, 3-19-22 [Game 2], and vs. Dakota Wesleyan, 4-19-22  
RBIs: 1, at Northwestern State, 3-19-22 [Game 2]  
Doubles: N/A  
Triples: N/A  
Home Runs: N/A  
Total Bases: 1, at Northwestern State, 3-19-22 [Game 2], and vs. Dakota Wesleyan, 4-19-22  
Bases on Balls: N/A  
Hit By Pitch: N/A  
Strikeouts: 3, at Minnesota, 3-2-22  
Stolen Bases: N/A  
Sacrifice Bunts: 1, at Minnesota, 3-2-22, and at Wichita State, 3-12-22  
Sacrifice Flies: N/A  
Putouts: 3, at Central Arkansas, 3-4-22  
Assists: 4, at Minnesota, 3-2-22  
Errors: N/A

### CAREER HIGHS

At-Bats: 5, vs. North Dakota State, 4-24-21 [Game 2]  
Runs: 2, vs. North Dakota State, 4-24-21 [Game 1]  
Hits: 3, vs. North Dakota State, 4-24-21 [Game 2]  
RBIs: 2, three times (last: at Omaha, 5-28-21)  
Doubles: 1, six times (last: at North Dakota State, 5-15-21)  
Triples: N/A  
Home Runs: 1, vs. Kansas, 2-19-21  
Total Bases: 4, vs. Kansas, 2-19-21, and vs. North Dakota State, 4-24-21 [Game 2]  
Bases on Balls: 3, vs. Kansas, 2-20-21  
Hit By Pitch: 1, five times (last: vs. Oral Roberts, 5-21-21)  
Strikeouts: 3, at Kansas State, 3-10-21, and at Minnesota, 3-2-22  
Stolen Bases: 1, at Oral Roberts, 5-1-21 [Game 2]  
Sacrifice Bunts: 1, four times (last: at Wichita State, 3-12-22)  
Sacrifice Flies: 1, vs. Omaha, 4-11-21 [Game 1], and Oral Roberts, 5-22-21  
Putouts: 4, vs. Oral Roberts, 5-22-21  
Assists: 5, vs. North Dakota State, 4-23-21 [Game 1]  
Errors: 1, five times (last: vs. Oral Roberts, 5-20-21 [Game 2])



# 2022 JACKRABBIT BASEBALL SEASON/CAREER HIGHS



**NIC NELSON**  
**6-0, 225, Jr.**  
**Infielder**  
**Apple Valley, Minnesota**  
**Eastview H.S.**  
**North Iowa Area CC**

## SEASON/CAREER HIGHS


At-Bats: 5, 11 times (last: vs. Oral Roberts, 5-19-22)  
 Runs: 2, six times (last: vs. Oral Roberts, 5-21-22)  
 Hits: 3, at Minnesota, 4-26-22  
 RBIs: 3, three times (last: vs. Oral Roberts, 5-19-22)  
 Doubles: 1, 10 times (last: vs. Oral Roberts, 5-19-22)  
 Triples: N/A  
 Home Runs: 1, three times (last: vs. Oral Roberts, 5-19-22)  
 Total Bases: 6, vs. St. Thomas, 5-14-22, and vs. Oral Roberts, 5-19-22  
 Bases on Balls: 3, at Northern Colorado, 4-17-22  
 Hit By Pitch: 2, at Northwestern State, 3-17-22  
 Strikeouts: 3, vs. St. Thomas, 5-15-22 [Game 1]  
 Stolen Bases: N/A  
 Sacrifice Bunts: N/A  
 Sacrifice Flies: N/A  
 Putouts: 2, four times (last: vs. Oral Roberts, 5-19-22)  
 Assists: 8, at Wichita State, 3-12-22  
 Errors: 1, nine times (last: vs. Oral Roberts, 5-19-22)



**DAWSON PARRY**  
**6-1, 250, Jr.**  
**First Baseman/Designated Hitter**  
**Highland, Utah**  
**American Fork H.S.**  
**Miles CC (Mont.)**

## SEASON/CAREER HIGHS

At-Bats: 5, nine times (last: vs. St. Thomas, 5-14-22)  
 Runs: 2, vs. Briar Cliff, 4-20-22, and vs. St. Thomas, 5-14-22  
 Hits: 3, vs. Western Illinois, 4-10-22, and vs. Dakota Wesleyan, 4-19-22  
 RBIs: 6, vs. St. Thomas, 5-14-22  
 Doubles: 1, four times (last: at Minnesota, 4-26-22)  
 Triples: N/A  
 Home Runs: 2, vs. St. Thomas, 5-14-22  
 Total Bases: 2, vs. St. Thomas, 5-14-22  
 Bases on Balls: 1, five times (last: at Omaha, 5-8-22)  
 Hit By Pitch: 2, vs. Oral Roberts, 5-19-22  
 Strikeouts: 3, at Omaha, 5-6-22  
 Stolen Bases: N/A  
 Sacrifice Bunts: N/A  
 Sacrifice Flies: 1, vs. Western Illinois, 4-9-22 [Game 2]  
 Putouts: 9, at Incarnate Word, 2-25-22 [Game 1], and at St. Thomas, 4-3-22 [Game 2]  
 Assists: 1, three times (last: vs. Briar Cliff, 4-20-22)  
 Errors: 1, at Incarnate Word, 2-25-22 [Game 1]



**CLAY ODENBACH**  
**6-7, 200, So.**  
**Left-Handed Pitcher**  
**Thompson, North Dakota**  
**Thompson H.S.**

## SEASON HIGHS

No 2022 statistics

## CAREER HIGHS

Innings Pitched: 1.2, at Evansville, 4-4-21, and vs. Omaha, 4-10-21 [Game 2]  
 Hits Allowed: 4, at Oral Roberts, 4-30-21  
 Runs Allowed: 5, at Oral Roberts, 4-30-21  
 Earned Runs Allowed: 5, at Oral Roberts, 4-30-21  
 Bases on Balls: 1, five times (last: at North Dakota State, 5-16-21)  
 Hit Batters: 2, vs. Omaha, 4-10-21 [Game 2], and at Oral Roberts, 4-30-21  
 Strikeouts: 1, three times (last: at Oral Roberts, 4-30-21)  
 Doubles Allowed: 1, at Oral Roberts, 4-30-21  
 Triples Allowed: 1, vs. Kansas, 2-21-21  
 Home Runs Allowed: 1, three times (last: at Oral Roberts, 4-30-21)  
 Wild Pitches: 2, at Oral Roberts, 4-30-21, and at North Dakota State, 5-16-21  
 Putouts: N/A  
 Assists: N/A  
 Errors: N/A




**CARTER PETRON**  
**6-1, 180, Fr.**  
**Left-Handed Pitcher**  
**Rice, Minnesota**  
**Royalton H.S.**

## SEASON/CAREER HIGHS

Innings Pitched: 1.0, vs. Dakota Wesleyan, 4-19-22  
 Hits Allowed: 4, vs. Purdue, 2-19-22 [Game 2]  
 Runs Allowed: 6, vs. Purdue, 2-19-22 [Game 2]  
 Earned Runs Allowed: 6, vs. Purdue, 2-19-22 [Game 2]  
 Bases on Balls: 1, vs. Purdue, 2-19-22 [Game 2]  
 Hit Batters: 1, vs. Purdue, 2-19-22 [Game 2]  
 Strikeouts: 1, vs. Dakota Wesleyan, 4-19-22  
 Doubles Allowed: 1, vs. Purdue, 2-19-22 [Game 2]  
 Triples Allowed: N/A  
 Home Runs Allowed: N/A  
 Wild Pitches: N/A  
 Putouts: N/A  
 Assists: N/A  
 Errors: N/A


# 2022 JACKRABBIT BASEBALL SEASON/CAREER HIGHS



**BROCK RINEHART**  
**5-10, 190, R-Fr.**  
**Catcher**  
**Woodbury, Minnesota**  
**Woodbury H.S.**

## SEASON HIGHS

At-Bats: 1, four times (last: at Northwestern State, 3-19-22 [Game 2])  
Runs: N/A  
Hits: N/A  
RBIs: N/A  
Doubles: N/A  
Triples: N/A  
Home Runs: N/A  
Total Bases: N/A  
Bases on Balls: N/A  
Hit By Pitch: N/A  
Strikeouts: 1, four times (last: at Northwestern State, 3-19-22 [Game 2])  
Stolen Bases: N/A  
Sacrifice Bunts: N/A  
Sacrifice Flies: N/A  
Putouts: 1, vs. Dakota Wesleyan, 4-19-22  
Assists: N/A  
Errors: N/A



**JORDAN SAGEDAHL**  
**6-2, 190, So.**  
**Infielder**  
**Olivia, Minnesota**  
**BOLD H.S.**

## SEASON HIGHS – BATTING/FIELDING

At-Bats: 5, four times (last: vs. Oral Roberts, 5-19-22)  
Runs: 2, vs. Western Illinois, 4-10-22, and vs. St. Thomas, 5-15-22 [Game 1]  
Hits: 2, three times (last: vs. St. Thomas, 5-15-22 [Game 1])  
RBIs: 2, at Central Arkansas, 3-5-22 [Game 2]  
Doubles: 1, seven times (last: vs. Oral Roberts, 5-19-22)  
Triples: N/A  
Home Runs: 1, three times (last: vs. St. Thomas, 5-15-22 [Game 1])  
Total Bases: 6, vs. St. Thomas, 5-15-22 [Game 1]  
Bases on Balls: 1, 12 times (last: vs. Oral Roberts, 5-21-22)  
Hit By Pitch: 1, three times (last: vs. Western Illinois, 4-10-22)  
Strikeouts: 3, three times (last: vs. Oral Roberts, 5-19-22)  
Stolen Bases: 1, at St. Thomas, 4-3-22 [Game 1], and vs. St. Thomas, 5-15-22 [Game 2]  
Sacrifice Bunts: N/A  
Sacrifice Flies: N/A  
Putouts: 5, at Northern Colorado, 4-15-22  
Assists: 5, vs. North Dakota State, 4-29-22  
Errors: 2, at St. Thomas, 4-2-22

## SEASON HIGHS – PITCHING

Innings Pitched: 0.2, at Wichita State, 3-13-22  
Hits Allowed: N/A  
Runs Allowed: N/A  
Earned Runs Allowed: N/A  
Bases on Balls: N/A

Hit Batters: N/A  
Strikeouts: 1, at Wichita State, 3-13-22  
Doubles Allowed: N/A  
Triples Allowed: N/A  
Home Runs Allowed: N/A  
Wild Pitches: N/A

## CAREER HIGHS – BATTING/FIELDING

At-Bats: 5, five times (last: vs. Oral Roberts, 5-19-22)  
Runs: 3, at Northern Colorado, 2-26-21  
Hits: 2, six times (last: vs. St. Thomas, 5-15-22 [Game 1])  
RBIs: 3, at Western Illinois, 3-28-21  
Doubles: 1, eight times (last: vs. Oral Roberts, 5-19-22)  
Triples: N/A  
Home Runs: 1, four times (last: vs. St. Thomas, 5-15-22 [Game 1])  
Total Bases: 6, vs. St. Thomas, 5-15-22 [Game 1]  
Bases on Balls: 1, 21 times (last: vs. Oral Roberts, 5-21-22)  
Hit By Pitch: 2, vs. Kansas, 2-20-21  
Strikeouts: 3, four times (last: vs. Oral Roberts, 5-19-22)  
Stolen Bases: 1, at St. Thomas, 4-3-22 [Game 1], and vs. St. Thomas, 5-15-22 [Game 2]  
Sacrifice Bunts: 1, vs. Oral Roberts, 5-21-21  
Sacrifice Flies: 1, at Omaha, 3-19-21 [Game 1], and at North Dakota State, 5-15-21  
Putouts: 5, at Northern Colorado, 4-15-22  
Assists: 5, vs. North Dakota State, 4-29-22  
Errors: 2, at St. Thomas, 4-2-22

## CAREER HIGHS – PITCHING

Innings Pitched: 1.0, at North Dakota State, 5-16-21  
Hits Allowed: N/A  
Runs Allowed: N/A  
Earned Runs Allowed: N/A  
Bases on Balls: 2, at North Dakota State, 5-16-21  
Hit Batters: N/A  
Strikeouts: 1, at Wichita State, 3-13-22  
Doubles Allowed: N/A  
Triples Allowed: N/A  
Home Runs Allowed: N/A  
Wild Pitches: N/A



**DAGEN SCHRAMM**  
**6-0, 170, R-Fr.**  
**Catcher**  
**Sioux Falls, South Dakota**  
**Washington H.S.**

## SEASON HIGHS

At-Bats: 1, three times (last: vs. Dakota Wesleyan, 4-19-22)  
Runs: 1, at Northwestern State, 3-19-22 [Game 2]  
Hits: N/A  
RBIs: 1, at Northwestern State, 3-19-22 [Game 2]  
Bases on Balls: 1, vs. Dakota Wesleyan, 4-19-22  
Hit By Pitch: 1, at Northwestern State, 3-19-22 [Game 2]  
Strikeouts: 1, three times (last: vs. Dakota Wesleyan, 4-19-22)  
Putouts: 4, vs. Dakota Wesleyan, 4-19-22  
Assists: N/A  
Errors: N/A

# 2022 JACKRABBIT BASEBALL SEASON/CAREER HIGHS



**LOGAN SMITH**  
**5-10, 185, So.**  
**Right-Handed Pitcher**  
**Grimes, Iowa**  
**Dallas-Center Grimes H.S.**

## SEASON HIGHS

No 2022 statistics

## CAREER HIGHS

Innings Pitched: 1.2, at Kansas State, 3-9-21  
Hits Allowed: 4, at Kansas State, 3-9-21  
Runs Allowed: 4, at Kansas State, 3-9-21  
Earned Runs Allowed: 3, three times (last: at Evansville, 4-4-21)  
Bases on Balls: 2, four times (last: at North Dakota State, 5-16-21)  
Hit Batters: 1, at SIU-Edwardsville, 3-5-21  
Strikeouts: 1, at Evansville, 4-4-21, and at North Dakota State, 5-16-21  
Doubles Allowed: 1, at Evansville, 4-4-21  
Triples Allowed: N/A  
Home Runs Allowed: 2, at Kansas State, 3-9-21  
Wild Pitches: N/A  
Putouts: N/A  
Assists: N/A  
Errors: N/A




**ELI SUNDQUIST**  
**6-1, 185, Jr.**  
**Right-Handed Pitcher**  
**Chisholm, Minnesota**  
**Chisholm H.S.**

## SEASON HIGHS

No 2022 statistics

## CAREER HIGHS


Innings Pitched: 4.0, at UTRGV, 2-29-20 [Game 2]  
Hits Allowed: 4, three times (last: at Kansas State, 3-10-20)  
Runs Allowed: 3, four times (last: at North Dakota State, 5-15-21)  
Earned Runs Allowed: 3, four times (last: at North Dakota State, 5-15-21)  
Bases on Balls: 4, at North Dakota State, 5-15-21  
Hit Batters: 1, four times (last: vs. Oral Roberts, 5-22-21)  
Strikeouts: 8, at UTRGV, 2-29-20 [Game 2]  
Doubles Allowed: 1, three times (last: vs. Oral Roberts, 5-22-21)  
Triples Allowed: N/A  
Home Runs Allowed: 1, four times (last: vs. Oral Roberts, 5-22-21)  
Wild Pitches: 2, at Western Illinois, 3-27-21, and at Evansville, 4-3-21 [Game 1]  
Putouts: 1, at Kansas State, 3-10-20, and at Northern Colorado, 2-27-21 [Game 1]  
Assists: 1, four times (last: at North Dakota State, 5-15-21)  
Errors: N/A



**CADE STUFF**  
**6-0, 190, Jr.**  
**Infielder**  
**Great Falls, Montana**  
**Charles M. Russell H.S.**  
**Miles CC (Mont.)**

## SEASON/CAREER HIGHS

At-Bats: 3, vs. Purdue, 2-18-22, and at Incarnate Word, 2-24-22  
Runs: N/A  
Hits: N/A  
RBIs: 1, at Incarnate Word, 2-25-22 [Game 1]  
Doubles: N/A  
Triples: N/A  
Home Runs: N/A  
Total Bases: N/A  
Bases on Balls: 1, at Incarnate Word, 2-25-22 [Game 1]  
Hit By Pitch: N/A  
Strikeouts: 3, vs. Purdue, 2-18-22  
Stolen Bases: N/A  
Sacrifice Bunts: N/A  
Sacrifice Flies: N/A  
Putouts: 5, at Incarnate Word, 2-24-22  
Assists: 2, vs. Purdue, 2-18-22, and at Incarnate Word, 2-25-22 [Game 1]  
Errors: N/A



**DANE TOMAN**  
**6-1, 175, Fr.**  
**Right-Handed Pitcher**  
**Bellevue, Nebraska**  
**Bellevue West H.S.**

## SEASON/CAREER HIGHS

Innings Pitched: 2.1, vs. Dakota Wesleyan, 4-19-22  
Hits Allowed: 5, at Minnesota, 3-2-22  
Runs Allowed: 3, at Wichita State, 3-13-22  
Earned Runs Allowed: 3, at Wichita State, 3-13-22  
Bases on Balls: 2, at Wichita State, 3-13-22, and vs. Dakota Wesleyan, 4-19-22  
Hit Batters: 1, at Oral Roberts, 3-26-22  
Strikeouts: 4, vs. Dakota Wesleyan, 4-19-22  
Doubles Allowed: 2, vs. Oral Roberts, 5-20-22  
Triples Allowed: N/A  
Home Runs Allowed: 1, at Minnesota, 3-2-22, and at Wichita State, 3-13-22  
Wild Pitches: 1, vs. Purdue, 2-19-22 [Game 1], and at Northern Colorado, 4-16-22  
Putouts: 1, vs. Oral Roberts, 5-20-22  
Assists: 1, vs. Purdue, 2-19-22 -Game 1], and vs. Western Illinois, 4-9-22 [Game 2]  
Errors: N/A