



JACKRABBIT BASEBALL

South Dakota State University Athletics

Jackrabbit Athletic Communications • 2820 HPER Center • Brookings, SD 57007-1497
Baseball Contact/Assistant AD Athletic Communications: Jason Hove •
E-mail: Jason.Hove@sdstate.edu • **Office Phone:** (605) 688-4623 • **Mobile:** (605) 695-1827
Twitter: @GoJacksBaseball • **Website:** www.GoJacks.com

PROBABLE STARTING LINEUP

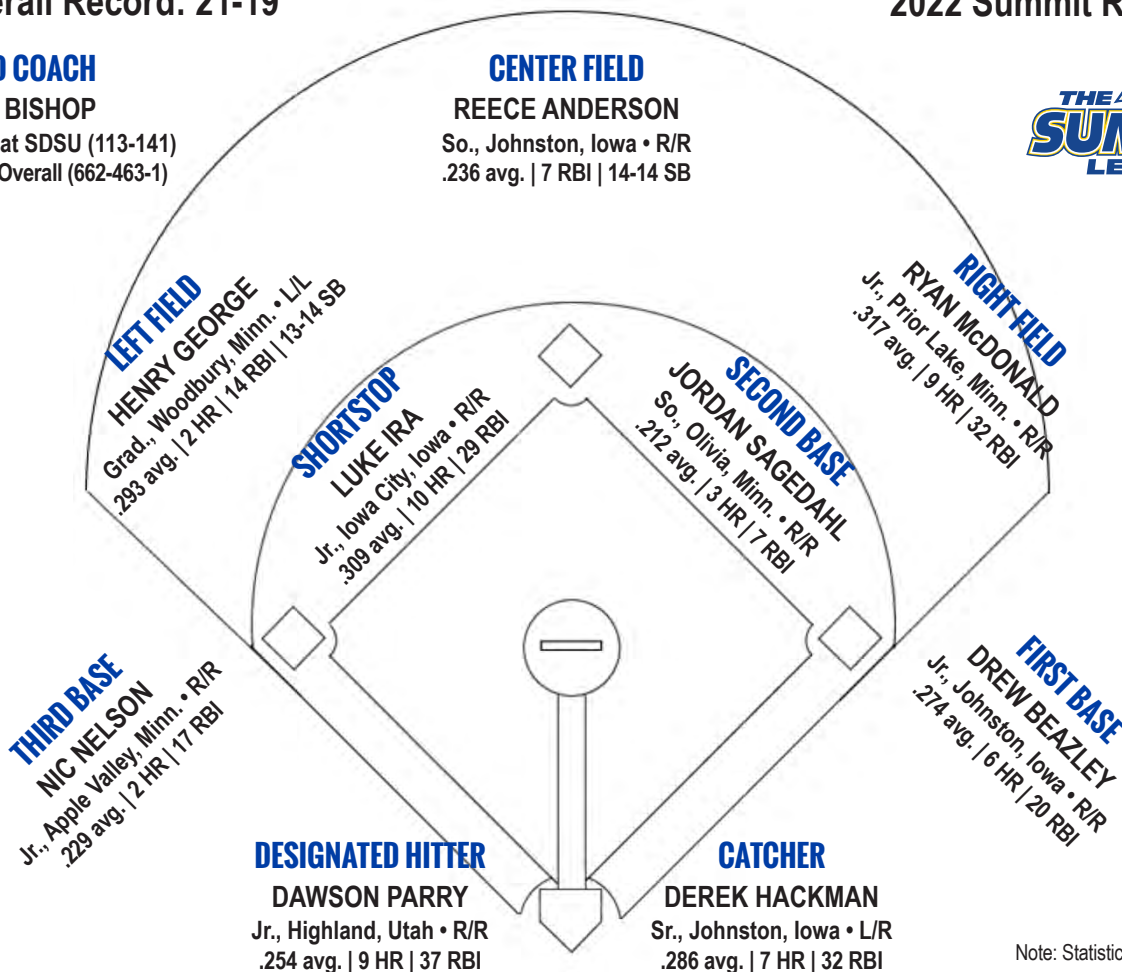
2022 Overall Record: 21-19

2022 Summit Record: 12-7

HEAD COACH

ROB BISHOP

Sixth Season at SDSU (113-141)
 22nd Season Overall (662-463-1)



Note: Statistics from 2022 season


PROBABLE STARTING PITCHERS VS. ORAL ROBERTS

GAME 1

Thursday, May 19 • 3 p.m.

NIC McCAY

R-So. • RHP • Carlisle, Iowa



- 4-3 record
- 4.71 ERA in 12 starts
- 64 K, 25 BB in 65.0 IP
- .274 opponent batting avg.

Last Start:
 7.0 IP, 6 H, 4 R, 4 ER, 6 K,
 3 BB
 (win 5/14 vs. St. Thomas)

GAME 2

Friday, May 20 • 1 p.m.

OWEN BISHOP

So. • RHP • Arlington, Wash.



- 4-3 record
- 3.40 ERA in nine starts
- 45 K's, 12 BB in 50.1 IP
- .230 opponent batting avg.


Last Start:
 7.0 IP, 3 H, 2 R, 2 ER, 8 K,
 8 BB
 (win 5/15 vs. St. Thomas-2)

GAME 3

Saturday, May 21 • 1 p.m.

CODY CARLSON

Grad. • LHP • Rapid City, S.D.



- 6-5 record
- 3.88 ERA in 11 starts
- 30 K, 16 BB in 58.0 IP
- .252 opponent batting avg.

Last Start:
 9.0 IP, 2 H, 0 R, 0 ER, 8 K,
 0 BB
 (win 5/15 vs. St. Thomas-1)

2022 SCHEDULE

FEBRUARY

18	vs. Purdue [at Sugar Land, Texas]	L, 4-5
19	vs. Purdue [DH-at Sugar Land, Texas]	L, 1-11/L, 3-14
20	vs. Purdue [at Sugar Land, Texas]	L, 7-10
24	at Incarnate Word	L, 7-10
25	at Incarnate Word [DH]	W, 6-4/L, 0-1

MARCH

2	at Minnesota [at U.S. Bank Stadium]	W, 7-5
4	at Central Arkansas	L, 3-5
5	at Central Arkansas [DH]	L, 0-5/W, 9-1
6	at Central Arkansas	canceled
9	at Creighton	canceled
11	at Wichita State	L, 2-5
12	at Wichita State	W, 4-2
13	at Wichita State	L, 7-19
17	at Northwestern State (La.)	W, 16-2
18	at Northwestern State (La.)	L, 2-6
19	at Northwestern State (La.) [DH]	W, 4-2/L, 9-13
23	at Nebraska	canceled
25	*at Oral Roberts	[14 inn.] L, 4-5
26	*at Oral Roberts	[7 inn.] L, 1-13
27	*at Oral Roberts	L, 7-10
30	at Creighton	canceled

APRIL

2	*at St. Thomas	W, 5-3
3	*at St. Thomas [DH]	W, 2-1/W, 6-1
9	*WESTERN ILLINOIS [DH]	W, 4-3/L, 2-5
10	*WESTERN ILLINOIS	[7 inn.] W, 12-1
12	NORTHWESTERN (Iowa)	canceled
15	*at Northern Colorado	W, 8-7
16	*at Northern Colorado	W, 5-2
17	*at Northern Colorado	L, 3-12
19	DAKOTA WESLEYAN	[7 inn.] W, 17-1
20	BRIAR CLIFF	[7 inn.] W, 13-2
26	at Minnesota [at Siebert Field]	W, 12-6
29	*NORTH DAKOTA STATE	L, 3-8
30	*NORTH DAKOTA STATE	canceled

MAY

1	*NORTH DAKOTA STATE	canceled
6	*at Omaha	W, 5-2
7	*at Omaha	L, 3-8
8	*at Omaha	W, 8-3
14	*ST. THOMAS	W, 11-4
15	*ST. THOMAS [DH]	W, 9-0/W, 11-2
19	*ORAL ROBERTS	3 p.m.
20	*ORAL ROBERTS	1 p.m.
21	*ORAL ROBERTS	1 p.m.
25-28	at Summit League Baseball Championship (Tulsa, Okla.)	

*Summit League game

Home games in CAPS

DH denotes doubleheader

All start times Central Time unless noted otherwise

Jackrabbits wrap up regular season with ORU

Athletic Communications Contact: Jason Hove

May 18, 2022

BROOKINGS, S.D. — Positioning for seeds in next week's Summit League Baseball Championship will be at stake over the next few days as South Dakota State hosts Oral Roberts in a three-game series.

Thursday's series opener is slated for a 3 p.m. first pitch at Erv Huether Field. Games Friday and Saturday are set for 1 p.m. starts. The five-member Jackrabbit senior class will be honored prior to Saturday's game.

SDSU locked up a berth in the four-team conference tournament after sweeping a three-game home series from St. Thomas last weekend. The Jackrabbits enter the series in third place in the league standings — percentage points ahead of Omaha — with a 12-7 league mark. The Jackrabbits, who climbed above the .500 mark for the first time this season with their sweep, are 21-19 overall and have won 15 of the 19 games they have played since being swept in a three-game series at Oral Roberts to kick off the Summit League schedule March 25-27.

ORU is in second place in the Summit standings with a 15-6 mark in league play, trailing North Dakota State (15-4) by one game. The Golden Eagles, who won two of three games against Omaha last weekend, are 33-17 overall after dropping a 9-5 decision at Nebraska Tuesday night.

THE SERIES: Thursday's series opener will mark the 86th meeting on the baseball diamond between SDSU and Oral Roberts. In the series that dates back to 1971, the Golden Eagles hold a 66-19 lead.

ORU has won the last five meetings, starting with a pair of victories at the 2021 Summit League Baseball Championship in Omaha, Nebraska, that knocked the Jackrabbits out of postseason play.

The Golden Eagles swept a three-game series on their home field March 25-27 to open the Jackrabbits' portion of their 2022 Summit League schedule. ORU outlasted SDSU in a 14-inning marathon in the series opener, winning the game on an RBI double by Jake McMurray that scored Brody Gibson.

ORU went on to complete the sweep with 13-1 and 10-7 victories at J.L. Johnson Stadium in Tulsa, Oklahoma.

SHORT HOPS: Following are some quick Jackrabbit notes entering this week's slate of games:

- The Jackrabbits hit 11 home runs in their three-game sweep of St. Thomas, including tying a season high with four runs in both games of the May 15 doubleheader. The Jackrabbits have hit at least one home run in 22 of their last 23 games and their 54 home runs so far this season are the most by a Jackrabbit team since the 2010 squad hit a school-record 84 round-trippers.

- SDSU had its school-record streak of 18 games with a home run come to an end in their May 7 game at Omaha.

- The Jackrabbits scored in seven consecutive innings between their last four at-bats against St. Thomas on May 14 and first three innings of Game 1 of their May 15 doubleheader. SDSU scored two or more runs in six of those innings.

- Dawson Parry hit a pair of three-run homers in the May 14 series opener against St. Thomas, while Derek Hackman matched that feat in the series finale a day later.

- Drew Beazley connected on SDSU's fifth grand slam of the season in the April 26 victory at Minnesota. Parry and Ryan McDonald have each hit two grand slams this season.

- Beazley had his hitting streak end at 13 games in the first game of the May 15 twinbill with St. Thomas. It is the longest hitting streak by a Jackrabbit player since Nick Smith recorded a hit in 14 straight games during the 2018 season. Beazley did walk twice in his streak-breaking game and carries a streak of reaching base safely in 23 consecutive games.

- Luke Ira has extended his streak of consecutive games started to 109, which dates back to late in the 2019 season. Ira has made 88 straight starts and a total of 90 starts at shortstop during his current streak, while also starting 17 games at second base and two at third base.

2022 SERIES SCORES

Mar. 25 Oral Roberts 5, SDSU 4 [14 inn.]
W-Cade Denton (1-0). L-Reece Arbogast (1-1).
HR: Luke Ira (5).

Mar. 26 Oral Roberts 13, SDSU 1 [7 inn.]
W-Ledgend Smith (3-2). L-Cody Carlson (3-3).
HR: Ryan McDonald (4).

Mar. 27 Oral Roberts 10, SDSU 7
W-Colten Weber (1-1). L. Bret Barnett (0-1).
SV-Kaleb McCullough (2).
HR: Thatcher Kozal (2).

- Ira hit his team-leading 10th home run in the May 8 series finale at Omaha, becoming the first Jackrabbit to hit double digits for round-trippers in a season since Matt Johnson hit 12 homers in 2017.
- The Jackrabbits have registered double figures for hits in each of the last six games and nine of their last 10 contests.
- SDSU has recorded 50 more extra-base hits than the opposition this season, 133-83, and have a .439 team slugging percentage compared to .354 by its opponents.
- Cody Carlson has factored into the decision in each of his 11 starts this season, posting a team-best six wins against five losses.
- The Jackrabbit pitching staff did not issue a base on balls over 18 innings of the May 15 doubleheader against St. Thomas. SDSU did issue two free passes on hit by pitches in the twinbill.
- Each of SDSU's three starting pitchers worked at least seven innings in last weekend's series against St. Thomas.

PLAYERS OF THE WEEK: After leading South Dakota State to a sweep of a three-game weekend series against St. Thomas, the Jackrabbit baseball team also swept the TicketSmarter Summit League weekly awards Monday as Cody Carlson was named Pitcher of the Week and Henry George was honored as Player of the Week.

A senior from Rapid City, Carlson became the first Jackrabbit pitcher to throw a complete-game, nine-inning shutout since 2019, tossing a two-hitter in the first game of a May 15 doubleheader. The left-hander struck out a career-high eight batters, did not walk a man (hit two), and limited the Tommies to singles in the second and ninth innings. Carlson's victory was his team-leading sixth of the season.

Carlson became the second Jackrabbit pitcher in as many weeks to earn the award, following reliever Ryan Bourassa.

George, a graduate transfer from Woodbury, Minnesota, batted .583 (7-for-12) and recorded a 1.417 slugging percentage as five of his hits went for extra bases. He opened the series by going 3-for-4 with a double, two runs batted in and two runs scored.

In the first game of the May 15 twinbill, George finished a single away from the cycle. He hit his first home run of the season on the first pitch of the game and also doubled and tripled en route to another 3-for-4 performance at the plate with two more RBIs and a pair of runs scored. George added another home run in the series finale to extend his hitting streak to six games.

PRESEASON POLL: South Dakota State was picked to finish fourth in the 2022 Summit League baseball race, according to a poll conducted among the league's seven coaches that was announced in February.

Defending regular season champion Oral Roberts grabbed the top spot in the poll with six first-place votes and 36 points, followed by 2021 tournament champion North Dakota State with 31 points and one first-place vote.

Omaha edged the Jackrabbits for third place by one point, 24-23, while new affiliate member Northern Colorado placed fifth with 13 points. Western Illinois (12 points) and Summit League newcomer St. Thomas (8 points) rounded out the poll.

The top four teams will advance to the Summit League Baseball Championship May 25-28 in Tulsa, Oklahoma. SDSU has qualified for the league tournament in 11 of 12 seasons it has been eligible for postseason play.

In addition, infielder Luke Ira was named as a Summit League Player to Watch and redshirt sophomore Nic McCay was tabbed as a Summit League Pitcher to Watch.

A junior from Iowa City, Iowa, Ira took over starting duties at shortstop last season and led the team with 48 hits and 11 doubles while starting all 47 games. Ira contributed three home runs and also ranked second on the squad with a .268 batting average and 23 RBIs.

McCay makes a return to the Jackrabbits' starting rotation after sitting out the past two seasons due to injury. A native of Carlisle, Iowa, McCay was a Freshman All-America selection by *Collegiate Baseball* in 2019 after compiling a 6-1 record with a 4.08 earned run average in 14 starts. He struck out 83 batters in 79 1/3 innings that season.

SUMMIT LEAGUE SUCCESS: South Dakota State has been a consistent winner in The Summit League since it became a league member more than a decade ago. Now in its 14th season as a member of The Summit League, the Jackrabbits have compiled a 201-163 (.552 winning percentage) record in regular season conference games. SDSU has posted a .500 or better record in league play nine times and has qualified for the four-team postseason tournament 11 out of the 12 years it has been eligible.

THE SUMMIT LEAGUE

2022 PRESEASON POLL

1. Oral Roberts (6)	36
2. North Dakota State (1)	31
3. Omaha	24
4. South Dakota State	23
5. Northern Colorado	13
6. Western Illinois	12
7. St. Thomas	8

Notes: First-place votes in parentheses; Northern Colorado and St. Thomas (Minn.) are new members of The Summit League for baseball in 2022

2022 STANDINGS

SCHOOL	OVERALL	CONF.
North Dakota State	28-16	15-4
Oral Roberts	33-17	15-6
South Dakota State	21-19	12-7
Omaha	24-26	12-9
Northern Colorado	12-35	8-16
St. Thomas	13-29	7-14
Western Illinois	7-42	4-17

Thru games played May 17, 2022



MISCELLANEOUS STATS

MULTI-HIT GAMES

Luke Ira	14
Ryan McDonald	12
Henry George	12
Derek Hackman	10
Dawson Parry	10
Nic Nelson	9

LONGEST ACTIVE HITTING STREAKS

Henry George	6
Luke Ira	6
Jordan Sagedahl	4
Dawson Parry	3

MULTI-RBI GAMES

Ryan McDonald	10
Derek Hackman	8
Dawson Parry	8
Luke Ira	7
Drew Beazley	5
Nic Nelson	5

ACTIVE REACHED BASE STREAKS

Ryan McDonald	28
Drew Beazley	23
Luke Ira	12
Nic Nelson	9
Henry George	6
Dawson Parry	4
Jordan Sagedahl	4

COACH BISHOP

AT HURON UNIVERSITY

- 38-18 record in one season (2000)

AT MILES CITY COMMUNITY COLLEGE

- 377-151 in 10 seasons (2001-10)

AT MONTANA STATE-BILLINGS

- 134-153-1 in six seasons (2011-16)

AT SOUTH DAKOTA STATE

- 113-141 in six seasons (2017-present)

* 26-24 in 2017

* 18-32 in 2018

* 28-22 in 2019

* 5-12 in 2020

* 15-32 in 2021

* 21-19 in 2022

CAREER TOTALS

- 662-463-1 in 22 seasons (2000-present)

2022 TEAM GAME HIGHS

TEAM – BATTING

AT-BATS: 48, at Oral Roberts, 3-25-22

RUNS SCORED: 17, vs. Dakota Wesleyan, 4-19-22

HITS: 16, vs. Briar Cliff, 4-20-22

RUNS BATTED IN: 16, vs. Dakota Wesleyan, 4-19-22

DOUBLES: 5, at Wichita State, 3-12-22

TRIPLES: 1, three times (last: vs. St. Thomas, 5-15-22 [Game 1])

HOME RUNS: 4, three times (last: vs. St. Thomas, 5-15-22 [Game 2])

TOTAL BASES: 27, vs. Dakota Wesleyan, 4-19-22, and vs. St. Thomas, 5-15-22 [Game 1]

BASES ON BALLS: 11, vs. Dakota Wesleyan, 4-19-22

STRIKEOUTS: 16, at Central Arkansas, 3-4-22, and at Oral Roberts, 3-27-22

STOLEN BASES: 5, at Omaha, 5-6-22,

SACRIFICE BUNTS: 1, nine times (last: vs. St. Thomas, 5-15-22 [Game 2])

SACRIFICE FLIES: 2, at Northwestern State, 3-17-22, and at St. Thomas, 4-2-22

HIT BY PITCH: 8, at Northwestern State, 3-17-22

RUNNERS LEFT ON BASE: 15, at Minnesota, 4-26-22

HIT INTO DOUBLE PLAY: 2, five times (last: vs. St. Thomas, 5-14-22)

TEAM – FIELDING

PUTOUTS: 41, at Oral Roberts, 3-25-22

ASSISTS: 15, at Wichita State, 3-12-22

ERRORS: 6, vs. Purdue, 2-19-22 [Game 1]

DOUBLE PLAYS: 2, four times (last: at Minnesota, 4-26-22)

TEAM – PITCHING

MOST RUNS ALLOWED: 19, at Wichita State, 3-13-22

FEWEST RUNS ALLOWED: 0, vs. St. Thomas, 5-15-22 [Game 1]

MOST WALKS ALLOWED: 10, at Wichita State, 3-13-22

FEWEST WALKS ALLOWED: 0, three times (last: vs. St. Thomas, 5-15-22 [Game 2])

STRIKEOUTS: 18, at Oral Roberts, 3-25-22

MOST HITS ALLOWED: 14, three times (last: vs. North Dakota State, 4-29-22)

HOME RUNS ALLOWED: 3, at Wichita State, 3-13-22

WILD PITCHES: 5, at Minnesota, 3-2-22

HIT BATTERS: 4, vs. Purdue, 2-19-22 [Game 1]

The Jackrabbits shared a Summit League regular season title in 2010 and won the Summit postseason tournament in 2013.

TOP CATCHING TANDEM: South Dakota State's Derek Hackman and Ryan McDonald have provided plenty of offensive pop and solid defense from the catching position during the 2022 campaign.

The team's regular starting catcher, the left-handed hitting Hackman has been a consistent offensive performer for the Jackrabbits each of the past two seasons.

A senior from Johnston, Iowa, Hackman recorded the second two-home run game of his career in the May 15 series finale against St. Thomas, hitting two three-run shots en route to a career-high six runs batted in.

For the season, Hackman is tied for second on the team in runs scored (33), doubles (9) and runs batted in (32), while ranking third in on-base percentage (.394).

In 2021, Hackman was a second-team all-Summit League selection after posting team highs with a .319 batting average, eight home runs and 31 runs scored.

Hackman has moved into the Jackrabbit career top 10 in a pair of categories during his senior season. His 106 career walks and 955 career putouts both rank sixth.

When not catching, McDonald has been the Jackrabbits' primary right fielder in 2022. He was honored as Summit League Baseball Player of the Week March 14 after hitting .600 (6-for-10) during a weekend series at Wichita State.

McDonald has continued his hitting prowess since the Wichita State series by reaching base safely in 28 consecutive games, including a March 17 game at Northwestern State (La.) in which he went 3-for-5 with a triple, grand slam and career-high seven RBIs.

A junior from Prior Lake, Minnesota, McDonald currently leads the team with a .317 batting average, 11 doubles, .635 slugging percentage and a .445 on-base percentage. He also is tied for second on the squad with nine home runs and 32 RBIs.

BOURASSA CONTINUES RECORD PACE: Junior right-hander Ryan Bourassa has picked up right where he left off in the strikeout department during the first half of the 2022 season.

Thus far during the 2022 season, Bourassa has tallied 57 strikeouts in only 36 1/3 innings over 15 appearances, which translates to 13.87 strikeouts per nine innings pitched.

A junior from West Fargo, North Dakota, Bourassa was honored as Summit League Pitcher of the Week May 9. He struck out 11 batters in only four innings of work in closing out both Jackrabbit victories in a series May 6-8 at Omaha.

In the May 6 series opener, he earned the save by pitching three shutout innings with eight strikeouts. Bourassa again struck out the side in the ninth inning of the May 8 series finale to preserve an 8-3 Jackrabbit victory. Over his two appearances, Bourassa allowed one hit and one walk.

Bourassa turned in the best performance of his Jackrabbit career March 25 at Oral Roberts as he tossed six shutout innings of relief in a no-decision, notching a career-high 12 strikeouts. He fanned the side in order in both the eighth and 11th innings, and allowed only one hit and one walk for a Jackrabbit squad that eventually dropped a 5-4 decision in 14 innings.

A native of West Fargo, North Dakota, Bourassa began the 2021 campaign in the starting rotation, but made a seamless transition to the bullpen midway through the year and responded by striking out 65 batters in only 42 1/3 innings to set an SDSU single-season record with an average of 13.82 K's per nine innings pitched.

Bourassa also now holds the SDSU career mark for strikeouts per nine innings after passing the 60-inning threshold in his March 25 appearance. His 122 strikeouts in 78 2/3 innings equate to 14.12 K's per full game, which also would stand as an SDSU record.

BARNETT, TOO: Senior left-hander Bret Barnett also has displayed big-time strikeout ability during his Jackrabbit career, recording an average of well over a K per inning while not allowing an extra-base hit so far this season.

After striking out 39 batters and walking only 11 in a combined 26 innings of relief over 12 appearances so far this season, the native of Indianola, Iowa, has notched 140 strikeouts in 107 1/3 career innings for a ratio of 11.74 strikeouts per nine innings that currently ranks as the second-highest in program history.

QUICK FACTS

NAME OF SCHOOL: South Dakota State University
CITY/ZIP: Brookings, SD 57007
ENROLLMENT: 12,465 (fall 2021)
COLORS: Yellow and Blue
HOME STADIUM: Erv Huether Field (600 capacity)
PRESIDENT: Dr. Barry H. Dunn
ATHLETIC DIRECTOR: Justin Sell
2021 OVERALL RECORD: 15-32
2021 SUMMIT LEAGUE RECORD: 9-19 (fourth place)
HOME RECORD: 6-6
AWAY/NEUTRAL RECORD: 8-22/1-4
POSITION STARTERS RETURNING/LOST: 8/1
ALL-TIME RECORD: 1,384-1,144-5
FIRST YEAR OF BASEBALL: 1947
NCAA DIVISION I POSTSEASON APPEARANCES: One/2013
NCAA DIVISION II POSTSEASON APPEARANCES: Nine (last in 1995)

2022 INDIVIDUAL GAME HIGHS

BATTING

AT-BATS: 6, six times
RUNS SCORED: 4, by Derek Hackman, vs. Briar Cliff, 4-20-22)
HITS: 4, by Henry George, at Minnesota, 4-26-22
RUNS BATTED IN: 7, by Ryan McDonald, at Northwestern State, 3-17-22
DOUBLES: 3, by Drew Beazley, at Incarnate Word, 2-25-22 [Game 1]
TRIPLES: 1, three times (last: by Henry George, vs. St. Thomas, 5-15-22 [Game 1])
HOME RUNS: 2, by Dawson Parry, vs. St. Thomas, 5-14-22, and by Derek Hackman, vs. St. Thomas, 5-15-22 [Game 2]
TOTAL BASES: 9, by Henry George, vs. St. Thomas, 5-15-22 [Game 1]
BASES ON BALLS: 3, five times (last: by Luke Ira, vs. Dakota Wesleyan, 4-19-22)
STRIKEOUTS: 4, three times (last: by Drew Beazley, at Omaha, 5-8-22)
STOLEN BASES: 2, five times (last: by Reece Anderson and Henry George, at Omaha, 5-6-22)
SACRIFICE FLIES: 2, by Derek Hackman, at St. Thomas, 4-2-22
HIT BY PITCH: 2, four times (last: by Derek Hackman, at Minnesota, 4-26-22)

FIELDING

PUTOUTS: 17, by Derek Hackman, vs. Oral Roberts, 3-25-22
ASSISTS: 8, by Nic Nelson, at Wichita State, 3-12-22
ERRORS: 2, five times

PITCHING

INNINGS PITCHED: 9.0, by Cody Carlson, vs. St. Thomas, 5-15-22 [Game 1]
RUNS ALLOWED: 7, three times (last: by Cody Carlson, at Oral Roberts, 3-26-22)
STRIKEOUTS: 12, by Ryan Bourassa, at Oral Roberts, 3-25-22
MOST WALKS ALLOWED: 6, by Ryan Bourassa, at Central Arkansas, 3-4-22
HIT BATTERS: 3, by Cody Carlson, vs. Purdue, 2-19-22 [Game 1]

He struck out six batters over three innings in the first game of a March 19 double-header at Northwestern State, notching his first three K's of the outing in succession after entering the game in the bottom of the fifth inning with the bases loaded and nobody out. Barnett matched that total in another three-inning save April 16 at Northern Colorado.

With saves in four of his last six appearances, including in the April 26 victory at Minnesota, Barnett has solidified his hold on third place on the Jackrabbits career charts with 18. He also has moved into a tie for third place in career appearances at SDSU with 72, matching Brett Mogen (72 appearances from 2017-21).

Barnett is currently replicating the dominance he displayed during an all-league 2019 season in which he posted a 5-1 record and seven saves, while turning in a 1.31 ERA over 20 relief appearances. Last season, Barnett tallied a pair of saves and struck out 36 batters in 24 1/3 innings en route to a 1-2 mark.

BIG INNINGS: South Dakota State has hung some large crooked numbers on the scoreboard in recent weeks.

The Jackrabbits struck for seven runs in both the second and third innings of their April 19 home game against Dakota Wesleyan, then put up five runs in the second inning the next day against Briar Cliff.

SDSU matched its biggest inning of the season, scoring eight times in the third inning of their April 26 matchup at Minnesota. The Jackrabbits sent 13 batters to the plate in the frame as they tied an eight-run outburst in the second inning of a March 17 game at Northwestern State (La.).

Big innings are nothing new for the Jackrabbits this season, who also scored five runs in the first innings of road wins at Minnesota (March 2) and Central Arkansas (March 5).

TAKING ONE (OR EIGHT) FOR THE TEAM: South Dakota State set a new program record in the Division I era when Jackrabbit hitters were hit by pitches a total of eight times in the March 17 series opener at Northwestern State.

Nic Nelson and Derek Hackman were each plunked twice in the 16-2 Jackrabbit victory, while Reece Anderson, Henry George, Adam Benes and Ryan McDonald were each awarded one free pass. SDSU batters have been hit by a pitch a total of 51 times so far this season.

The previous single-game record of six hit batters was set on three occasions, the most recent being Feb. 28, 2021, at Northern Colorado.

COACH BISHOP: Rob Bishop, who has guided college baseball teams to more than 600 victories, was named head baseball coach at South Dakota State University on Aug. 1, 2016. Bishop is the ninth head coach in program history and the fourth in the Division I era of Jackrabbit baseball.

Through five-plus seasons with the Jackrabbits, Bishop holds a 113-141 record at SDSU, including a 72-61 mark in Summit League regular season games. He recorded his 100th win with the Jackrabbits on April 3, 2022, as SDSU posted a 2-1 victory at St. Thomas.

In his first season, Bishop's 2017 squad returned to the winning side of the ledger with a 26-24 overall mark, including an 18-12 record for a third-place finish in The Summit League standings. SDSU won its opening-round game in the Summit League Baseball Championship, 6-5, over second-seeded North Dakota State.

In 2018, SDSU overcame a slow start to post a winning record in Summit League play at 14-13 and went on to reach the title game of the Summit League Baseball Championship. The Jackrabbits finished with an 18-32 overall record during a campaign in which they played only six home games.

SDSU bounced back in 2019, posting a 28-22 overall record that included a second-place mark of 19-10 in Summit League play. The Jackrabbits won or split nine of the 10 league series in regular season play en route to making an appearance in the four-team Summit League Baseball Championship for the 10th time in 11 years.

The 2020 season was canceled just before the start of Summit League play, with SDSU posting a 5-12 record in the first month of the season. The Jackrabbits recorded wins at Minnesota, Air Force and Kansas State the final week of the pandemic-shortened campaign.

When play resumed in the spring of 2021, the Jackrabbits posted a 15-32 overall record and suffered their first losing season in league play since 2016, but managed to earn the fourth and final spot in the Summit League Baseball Championship.

PRONUNCIATION GUIDE

Arbogast	ARE-bo-gast
Beazley	BEES-lee
Berliner	BURR-line-er
Benes	BEN-iss
Bourassa	boo-RAH-sah
Goble	GO-bull
Grunzke	GRUNZ-key
Husak	HEW-sack
Kogel	CO-gull
Kozal	CO-zull
Odenbach	OH-den-bock
Petron	PET-ron
Sagedahl	SAG-ah-doll
Dagen Schramm	DAY-gun shram
Toman	TOE-man

In the conference tournament, the Jacks staved off elimination with a shutout victory over host Omaha before falling in 11 innings to regular season champion Oral Roberts.

Overall, Bishop holds a 662-463-1 record (.588 winning percentage) as a collegiate head coach. He earned his 600th career victory in the Jackrabbits' 8-6 victory at UA Little Rock on March 10, 2019.

Individually, Jackrabbit players have been honored as all-Summit League performers 20 times during Bishop's tenure, including eight all-league selections in 2019. Utility player Nick Smith was honored for the third consecutive season, while shortstop Gus Steiger and starting pitcher Tyler Olmstead were repeat selections in 2019.

In addition, Bishop has mentored a handful of Jackrabbit players who have pursued professional careers. Catcher Luke Ringhofer was selected in the 22nd round of the 2017 Major League Baseball Draft by the Baltimore Orioles and relief pitcher Chris Halbur was offered a free agent contract by the Los Angeles Dodgers after Bishop's first season in Brookings. Shortstop Gus Steiger signed with the Cincinnati Reds following an abbreviated 2020 MLB Draft. In 2019, left-handed pitcher Brady Stover was a 31st-round pick of the Washington Nationals, but opted to return to the Jackrabbits for his senior season.

Prior to becoming head coach at SDSU, Bishop spent six years at NCAA Division II member Montana State University-Billings, where he led the Yellowjackets to back-to-back Great Northwest Athletic Conference regular season titles in 2015 and 2016, attaining the program's first-ever 30-win season with a 30-20 record in 2016.

Previously, Bishop spent 10 years at Miles City Community College in Montana, where his teams won MonDak conference championships every year. His squads also claimed five consecutive junior college region titles and a Northwest District championship in 2007 to advance to the NJCAA Division II College World Series.

Bishop's teams won at least 30 games in all 10 seasons, including four with 40 wins. He ended his tenure at Miles City with a 377-151 overall record.

He also served as athletic director the last five years of his tenure at Miles City.

Bishop served as a graduate assistant at SDSU under head coach Mark Ekeland during the 1998 and 1999 seasons. In his first year as a head coach, Bishop led Huron University to the South Dakota Intercollegiate Conference title in 2000 with a 38-18 record.

A 1994 graduate of Jamestown College, Bishop earned NAIA All-America honors during the 1992 and 1994 seasons as an infielder.

THE ROSTER: The 2021 SDSU baseball roster features 36 players from 10 different states. Of the 36 players, 10 are from Iowa, nine are from South Dakota and seven hail from Minnesota. Two players are from Montana, Nebraska and North Dakota, while Colorado, Utah, Washington and Wisconsin are represented by one player each.

By class, two are graduate students, three are seniors, 10 are juniors, 10 are sophomores and 11 are freshmen (three returning, eight incoming).

No.	PLAYER	Pos.	B-T	Ht.	Wt.	Yr.	HOMETOWN (PREVIOUS SCHOOL)
1	Jess Bellows*	OF	R/R	5-10	180	So.	Miles City, Mont./Custer County District H.S.
2	Henry George	OF	L/L	5-9	175	Gr.	Woodbury, Minn./Minnesota Duluth
3	Avery Mellman*	IF	R/R	6-0	195	So.	Mason City, Iowa / Mason City H.S.
5	Brady Hawkins	P	R/R	6-3	225	R-Fr.	Mitchell, S.D./Ethan H.S.
6	Jordan Sagedahl*	IF/C	R/R	6-2	190	So.	Olivia, Minn./BOLD H.S.
7	Bret Barnett***	P	L/L	6-4	200	Sr.	Indianola, Iowa/Martensdale-St. Mary's H.S.
8	Ryan McDonald**	C/OF	R/R	5-11	210	Jr.	Prior Lake, Minn./Prior Lake H.S.
9	Derek Hackman***	C	L/R	6-0	215	Sr.	Johnston, Iowa/Johnston H.S.
11	Logan Smith	P	R/R	5-10	185	So.	Grimes, Iowa/Dallas-Center Grimes H.S.
12	Colton Cox**	OF	R/R	6-1	185	Sr.	Aberdeen, S.D./Roncalli H.S.
13	Brock Rinehart	C	L/R	5-10	190	R-Fr.	Woodbury, Minn./Woodbury H.S.
14	Drew Beazley**	IF/P	R/R	6-1	190	Jr.	Johnston, Iowa/Johnston H.S.
15	Thatcher Kozal	OF	L/R	5-11	185	Jr.	Waverly, Neb./Iowa Western CC
17	Nic Nelson	IF	R/R	6-0	225	Jr.	Apple Valley, Minn./North Iowa Area CC
18	Reece Anderson*	OF	R/R	6-1	185	So.	Johnston, Iowa/Johnston H.S.
19	Owen Bishop*	P/IF	R/R	6-2	190	So.	Arlington, Wash./Arlington H.S.
20	Clay Odenbach	P	L/L	6-7	200	So.	Thompson, N.D./Thompson H.S.
21	Reece Arbogast	P	R/L	5-8	175	Fr.	Sioux Falls, S.D./O'Gorman H.S.
22	Luke Ira**	IF	R/R	6-0	190	Jr.	Iowa City, Iowa/Solon H.S.
23	Cade Stuff	IF	R/R	6-0	190	Jr.	Great Falls, Mont./Miles CC
24	Jamie Berg**	OF	L/L	5-10	160	Jr.	Mahtomedi, Minn./Mahtomedi H.S.
25	Tyson Kogel	IF	L/R	5-10	175	Fr.	Sioux Falls, S.D./Harrisburg H.S.
27	Jon Baker	P	R/R	5-11	195	So.	Cloquet, Minn./Cloquet H.S.
28	Adam Benes	IF	R/R	5-11	170	Fr.	Longmont, Colo./Longmont H.S.
29	Cody Carlson*	P	L/L	5-9	200	Gr.	Rapid City, S.D./Northeastern JC (Colo.)

SUMMIT LEAGUE AWARDS

PLAYER OF THE WEEK

- Ryan McDonald (March 14)
- Henry George (May 16)

PLAYER OF THE WEEK

- Ryan Bourassa (May 9)
- Cody Carlson (May 16)

30	Ryan Bourassa*	P	R/R	6-0	230	Jr.	West Fargo, N.D./Bismarck State College
31	Dagen Schramm	C	L/R	6-0	170	R-Fr.	Sioux Falls, S.D./Washington H.S.
32	Eli Sundquist*	P	R/R	6-1	185	So.	Chisholm, Minn./Chisholm H.S.
33	Dawson Parry	IF/DH	R/R	6-1	250	Jr.	Highland, Utah/Miles CC
34	Nic McCay*	P	R/R	6-0	200	R-So.	Carlisle, Iowa/Carlisle H.S.
35	Carter Petron	P	L/L	6-1	180	Fr.	Rice, Minn./Royalton H.S.
37	Joe Husak	P	R/R	6-0	190	Fr.	Cambridge, Iowa/North Polk H.S.
38	Dane Toman	P	R/R	6-1	175	Fr.	Bellevue, Neb./Bellevue West H.S.
39	Alex Clemons	P	R/R	6-1	185	Fr.	Bettendorf, Iowa/Pleasant Valley H.S.
40	Jake Goble	P/IF	R/R	6-5	235	Fr.	Rapid City, S.D./St. Thomas More H.S.
41	Blake Kunz	P	R/R	6-5	250	Jr.	Germantown, Wis./Germantown, Wis.

* indicates number of varsity letters earned

COACHING STAFF

26-Rob Bishop	Head Coach
10-Brian Grunzke	Assistant Coach
36-Kirk Clark	Pitching Coach
4-Evan Berliner	Volunteer Assistant

A LOOK AHEAD: The Jackrabbits will travel to Tulsa, Oklahoma, for the Summit League Baseball Championship May 25-28. Pairings and game times for the four-team, double-elimination tournament will be announced following the conclusion of regular season play this weekend.

2022 JACKRABBIT BASEBALL RESULTS

DATE	OPPONENT	SCORE	SITE	SDSU	OPPONENT	W-L	PITCHER OF RECORD
Feb. 18	Purdue	L, 4-5	Sugar Land, Texas	4-7-1	5-5-0	0-1	Jake Goble (0-1)
Feb. 19	Purdue	L, 1-11	Sugar Land, Texas	1-3-6	11-6-0	0-2	Cody Carlson (0-1)
Feb. 19	Purdue	L, 3-14	Sugar Land, Texas	3-5-3	14-11-0	0-3	Owen Bishop (0-1)
Feb. 20	Purdue	L, 7-10	Sugar Land, Texas	7-10-3	10-10-4	0-4	Drew Beazley (0-1)
Feb. 24	Incarnate Word	L, 7-10	San Antonio, Texas	7-14-3	10-14-2	0-5	Nic McCay (0-1)
Feb. 25	Incarnate Word	W, 6-4	San Antonio, Texas	6-6-2	4-8-0	1-5	Cody Carlson (1-1)
Feb. 25	Incarnate Word	L, 0-1	San Antonio, Texas	0-2-1	1-4-0	1-6	Owen Bishop (0-2)
Mar. 2	Minnesota	W, 7-5	Minneapolis, Minn.	7-11-0	5-13-2	2-6	Reece Arbogast (1-0)
Mar. 4	Central Arkansas	L, 3-5	Conway, Ark.	3-6-0	5-10-0	2-7	Ryan Bourassa (0-1)
Mar. 5	Central Arkansas	L, 0-5	Conway, Ark.	0-6-1	5-6-0	2-8	Cody Carlson (1-2)
Mar. 6	Central Arkansas	W, 9-1	Conway, Ark.	9-12-0	1-3-0	3-8	Jake Goble (1-1)
Mar. 11	Wichita State	L, 2-5	Wichita, Kan.	2-3-3	5-9-0	3-9	Nic McCay (0-2)
Mar. 12	Wichita State	W, 4-2	Wichita, Kan.	4-9-3	2-5-2	4-9	Cody Carlson (2-2)
Mar. 13	Wichita State	L, 7-19	Wichita, Kan.	7-13-1	19-14-1	4-10	Jake Goble (1-2)
Mar. 17	Northwestern State	W, 16-2	Natchitoches, La.	16-10-1	2-4-1	5-10	Owen Bishop (1-2)
Mar. 18	Northwestern State	L, 2-6	Natchitoches, La.	2-8-3	6-5-3	5-11	Ryan Bourassa (0-2)
Mar. 19	Northwestern State	W, 4-2	Natchitoches, La.	4-5-0	2-7-1	6-11	Cody Carlson (3-2)
Mar. 19	Northwestern State	L, 9-13	Natchitoches, La.	9-11-1	13-9-2	6-12	Drew Beazley (0-2)
Mar. 25	*Oral Roberts	[14 inn.] L, 4-5	Tulsa, Okla.	4-8-1	5-11-1	6-13 (0-1)	Reece Arbogast (1-1)
Mar. 26	*Oral Roberts	[7 inn.] L, 1-13	Tulsa, Okla.	1-5-2	13-11-0	6-14 (0-2)	Cody Carlson (3-3)
Mar. 27	*Oral Roberts	L, 7-10	Tulsa, Okla.	7-7-3	10-12-0	6-15 (0-3)	Bret Barnett (0-1)
Apr. 2	*St. Thomas	W, 5-3	St. Paul, Minn.	5-5-3	3-5-2	7-15 (1-3)	Nic McCay (1-2)
Apr. 3	*St. Thomas	W, 2-1	St. Paul, Minn.	2-7-4	1-4-1	8-15 (2-3)	Cody Carlson (4-3)
Apr. 3	*St. Thomas	W, 6-1	St. Paul, Minn.	6-9-0	1-5-0	9-15 (3-3)	Owen Bishop (2-2)
Apr. 9	*WESTERN ILLINOIS	W, 4-3	Erv Huether Field	4-4-2	3-5-0	10-15 (4-3)	Nic McCay (2-2)
Apr. 9	*WESTERN ILLINOIS	L, 2-5	Erv Huether Field	2-5-1	5-9-0	10-16 (4-4)	Cody Carlson (4-4)
Apr. 10	*WESTERN ILLINOIS	[7 inn.] W, 12-1	Erv Huether Field	12-13-0	1-9-0	11-16 (5-4)	Ryan Bourassa (1-2)
Apr. 15	*Northern Colorado	W, 8-7	Greeley, Colo.	8-10-1	7-12-2	12-16 (6-4)	Ryan Bourassa (2-2)
Apr. 16	*Northern Colorado	W, 5-2	Greeley, Colo.	5-13-1	2-13-3	13-16 (7-4)	Cody Carlson (5-4)
Apr. 17	*Northern Colorado	L, 3-12	Greeley, Colo.	3-5-2	12-12-0	13-17 (7-5)	Owen Bishop (2-3)
Apr. 19	DAKOTA WESLEYAN	[7 inn.] W, 17-1	Erv Huether Field	7-15-1	1-3-3	14-17	Brady Hawkins (1-0)
Apr. 20	BRIAR CLIFF	[7 inn.] W, 13-2	Erv Huether Field	13-16-0	2-7-1	15-17	Drew Beazley (1-2)
Apr. 26	Minnesota	W, 12-6	Minneapolis, Minn.	12-13-2	6-9-1	16-17	Brady Hawkins (2-0)
Apr. 29	*NORTH DAKOTA STATE	L, 3-8	Erv Huether Field	3-7-0	8-14-0	16-18 (7-6)	Nic McCay (2-3)
May 6	*Omaha	W, 5-2	Omaha, Neb.	5-12-0	2-7-1	17-18 (8-6)	Nic McCay (3-3)
May 7	*Omaha	L, 3-8	Omaha, Neb.	3-10-1	8-12-2	17-19 (8-7)	Cody Carlson (5-5)
May 8	*Omaha	W, 8-3	Omaha, Neb.	8-11-1	3-10-0	18-19 (9-7)	Owen Bishop (3-3)
May 14	*ST. THOMAS	W, 11-4	Erv Huether Field	11-12-0	4-7-0	19-19 (10-7)	Nic McCay (4-3)
May 15	*ST. THOMAS	W, 9-0	Erv Huether Field	9-11-1	0-2-0	20-19 (11-7)	Cody Carlson (6-5)
May 15	*ST. THOMAS	W, 11-2	Erv Huether Field	11-10-0	2-5-1	21-19 (12-7)	Owen Bishop (4-3)

2022 INNING-BY-INNING SCORING SUMMARY

	1	2	3	4	5	6	7	8	9	EX	TOTAL
South Dakota State	33	35	39	22	19	25	30	29	10	0	242
Opponents	27	17	30	35	25	22	31	27	4	1	219

JACKRABBITS' RECORD WHEN ...

Overall	21-19	Opponent Scores 0-2 Runs	13-1	Hit 0 Home Runs	2-9
Summit League	12-7	Opponent Scores 3-5 Runs	6-6	Hit 1 Home Run	9-6
Non-Conference	9-12	Opponent Scores 6-9 Runs	2-3	Hit 2+ Home Runs	10-4
Home Games	7-2	Opponent Scores 10+ Runs	0-9	Opponent Hit 0 Home Runs	15-9
Away Games	14-13	Scored in First Inning	9-4	Opponent Hit 1 Home Run	5-7
Neutral-Site Games	0-4	Opponent Scored in First Inning	2-7	Opponent Hit 2+ Home Runs	1-3
Day Games	19-13	Scores First	17-7	Made 0 Errors	9-2
Night Games (start 6 p.m. or later)	2-5	Opponent Scores First	4-12	Made 1 Error	6-8
vs. Left-Handed Starter	11-5	Leading After 6 Innings	19-0	Made 2+ Errors	6-9
vs. Right-Handed Starter	10-14	Trailing After 6 Innings	0-18	Opponent Made 0 Errors	8-12
1-Run Games	3-3	Tied After 6 Innings	2-1	Opponent Made 1 Error	7-2
2-Run Games	5-1	Leading After 7 Innings	16-0	Opponent Made 2+ Errors	6-5
5+ Run Games	11-8	Trailing After 7 Innings	1-17	Out-Hit Opponent	14-3
Extra Innings	0-1	Tied After 7 Innings	0-0	Out-Hit By Opponent	5-13
Shutouts	1-2	Leading After 8 Innings	16-0	Hits Tied	2-3
Scoring 0-2 Runs	1-7	Trailing After 8 Innings	0-16		
Scoring 3-5 Runs	6-7	Tied After 8 Innings	1-1		
Scoring 6-9 Runs	7-5				
Scoring 10+ Runs	7-0				

2022 JACKRABBIT BASEBALL STATISTICS

JACKRABBIT HOME RUN LOG

1. Derek Hackman (1)	Feb. 18 vs. Purdue	Solo	3rd Inning
2. Luke Ira (1)	Feb. 18 vs. Purdue	2-Run	3rd Inning
3. Dawson Parry (1)	Feb. 25 at Incarnate Word-1	Grand Slam	3rd Inning
4. Drew Beazley (1)	Mar. 2 at Minnesota	3-Run	1st Inning
5. Luke Ira (2)	Mar. 5 at Central Arkansas-2	Solo	2nd Inning
6. Nic Nelson (1)	Mar. 5 at Central Arkansas-2	3-Run	8th Inning
7. Luke Ira (3)	Mar. 11 at Wichita State	Solo	7th Inning
8. Thatcher Kozal (1)	Mar. 11 at Wichita State	Solo	9th Inning
9. Ryan McDonald (1)	Mar. 13 at Wichita State	Solo	3rd Inning
10. Luke Ira (4)	Mar. 13 at Wichita State	Solo	4th Inning
11. Ryan McDonald (2)	Mar. 17 at Northwestern State	Grand Slam	8th Inning
12. Ryan McDonald (3)	Mar. 19 at Northwestern State-2	Solo	2nd Inning
13. Luke Ira (5)	Mar. 25 at Oral Roberts	3-Run	8th Inning
14. Ryan McDonald (4)	Mar. 26 at Oral Roberts	Solo	7th Inning
15. Thatcher Kozal (2)	Mar. 27 at Oral Roberts	2-Run	4th Inning
16. Owen Bishop (1)	Apr. 2 at St. Thomas	2-Run	1st Inning
17. Jordan Sagedahl (1)	Apr. 3 at St. Thomas-1	Solo	3rd Inning
18. Derek Hackman (2)	Apr. 3 at St. Thomas-2	2-Run	4th Inning
19. Dawson Parry (2)	Apr. 3 at St. Thomas-2	Solo	4th Inning
20. Luke Ira (6)	Apr. 3 at St. Thomas-2	2-Run	9th Inning
21. Luke Ira (7)	Apr. 9 vs. Western Illinois-1	2-Run	1st Inning
22. Drew Beazley (2)	Apr. 9 vs. Western Illinois-2	Solo	3rd Inning
23. Jordan Sagedahl (2)	Apr. 10 vs. Western Illinois	Solo	2nd Inning
24. Jamie Berg (1)	Apr. 10 vs. Western Illinois	2-Run	^6th Inning
25. Ryan McDonald (5)	Apr. 10 vs. Western Illinois	Solo	^6th Inning
26. Dawson Parry (3)	Apr. 10 vs. Western Illinois	Grand Slam	7th Inning
27. Ryan McDonald (6)	Apr. 15 at Northern Colorado	2-Run	5th Inning
28. Derek Hackman (3)	Apr. 15 at Northern Colorado	Solo	6th Inning
29. Dawson Parry (4)	Apr. 15 at Northern Colorado	2-Run	9th Inning
30. Drew Beazley (3)	Apr. 16 at Northern Colorado	3-Run	6th Inning
31. Drew Beazley (4)	Apr. 17 at Northern Colorado	Solo	2nd Inning
32. Luke Ira (8)	Apr. 17 at Northern Colorado	Solo	3rd Inning
33. Derek Hackman (4)	Apr. 17 at Northern Colorado	Solo	4th Inning
34. Luke Ira (9)	Apr. 19 vs. Dakota Wesleyan	2-Run	2nd Inning
35. Dawson Parry (5)	Apr. 19 vs. Dakota Wesleyan	2-Run	2nd Inning
36. Ryan McDonald (7)	Apr. 19 vs. Dakota Wesleyan	Grand Slam	3rd Inning
37. Dawson Parry (6)	Apr. 20 vs. Briar Cliff	3-Run	2nd Inning
38. Derek Hackman (5)	Apr. 20 vs. Briar Cliff	2-Run	4th Inning
39. Drew Beazley (5)	Apr. 26 at Minnesota	Grand Slam	3rd Inning
40. Drew Beazley (6)	Apr. 29 vs. North Dakota State	2-Run	9th Inning
41. Ryan McDonald (8)	May 6 at Omaha	Solo	8th Inning
42. Luke Ira (10)	May 8 at Omaha	Solo	4th Inning
43. Thatcher Kozal (3)	May 8 at Omaha	Solo	8th Inning
44. Dawson Parry (7)	May 14 vs. St. Thomas	3-Run	5th Inning
45. Nic Nelson (2)	May 14 vs. St. Thomas	2-Run	7th Inning
46. Dawson Parry (8)	May 14 vs. St. Thomas	3-Run	8th Inning
47. Henry George (1)	May 15 vs. St. Thomas-1	Solo	#1st Inning
48. Thatcher Kozal (4)	May 15 vs. St. Thomas-1	2-Run	^2nd Inning
49. Jordan Sagedahl (3)	May 15 vs. St. Thomas-1	Solo	^2nd Inning
50. Dawson Parry (9)	May 15 vs. St. Thomas-1	2-Run	3rd Inning
51. Derek Hackman (6)	May 15 vs. St. Thomas-2	3-Run	1st Inning
52. Henry George (2)	May 15 vs. St. Thomas-2	Solo	5th Inning
53. Ryan McDonald (9)	May 15 vs. St. Thomas-2	Solo	5th Inning
54. Derek Hackman (7)	May 15 vs. St. Thomas-2	3-Run	8th Inning

^ Back-to-back home runs

#Leadoff home run

Note: South Dakota State homered in a school-record 18 consecutive games from March 19 (Game 2) through May 6

HOME RUNS BY TYPE

Solo	24
2-Run	16
3-Run	9
Grand Slam	5

HOME RUNS BY INNING

First	5
Second	9
Third	10
Fourth	7
Fifth	4
Sixth	4
Seventh	4
Eighth	7
Ninth	4
10th or later	0

The Automated ScoreBook

Overall Statistics for South Dakota State (as of May 15, 2022)

(All games Sorted by Batting avg)

Record: 21-19 Home: 7-2 Away: 14-13 Neutral: 0-4 Conference: 12-7

Player	avg	gp-gs	ab	r	h	2b	3b	hr	rbi	tb	slg%	bb	hp	so	gdp	ob%	sf	sh	sb-att	po	a	e	fld%
Ryan McDonald	.317	36-35	126	26	40	11	1	9	32	80	.635	23	6	31	3	.445	0	0	2-2	140	21	6	.964
Luke Ira	.309	40-40	162	35	50	9	0	10	29	89	.549	14	5	48	1	.377	2	0	6-6	54	96	13	.920
Jess Bellows	.300	6-6	20	1	6	3	0	0	1	9	.450	0	1	3	0	.333	0	0	0-1	12	0	2	.857
Henry George	.293	40-39	150	33	44	8	2	2	14	62	.413	22	2	23	0	.391	0	0	13-14	64	3	2	.971
Derek Hackman	.286	40-40	140	33	40	9	0	7	32	70	.500	22	7	35	4	.394	6	0	0-1	208	29	7	.971
Drew Beazley	.274	35-33	106	16	29	9	0	6	20	56	.528	15	8	45	0	.403	0	0	5-5	203	5	3	.986
Dawson Parry	.254	36-31	126	14	32	4	0	9	37	63	.500	5	4	25	4	.301	1	0	0-0	76	3	1	.988
Jamie Berg	.240	22-12	50	6	12	1	0	1	6	16	.320	5	1	14	0	.321	0	1	1-3	15	0	0	1.000
Reece Anderson	.236	31-25	89	14	21	2	0	0	7	23	.258	11	4	23	2	.346	0	3	14-14	56	1	4	.934
Nic Nelson	.229	38-36	140	21	32	9	0	2	17	47	.336	16	7	32	3	.337	0	0	0-0	18	60	8	.907
Owen Bishop	.226	18-17	31	3	7	3	0	1	6	13	.419	0	0	6	0	.226	0	0	0-1	32	7	2	.951
Jordan Sagedahl	.212	35-29	85	16	18	6	0	3	7	33	.388	11	3	35	2	.323	0	0	2-5	56	66	4	.968
Thatcher Kozal	.205	27-11	39	11	8	1	0	4	8	21	.538	15	2	22	0	.446	0	1	1-2	20	0	0	1.000
Adam Benes	.190	15-8	21	2	4	0	0	0	5	4	.190	3	2	8	0	.321	2	2	0-0	9	19	3	.903
Avery Mellman	.182	8-3	11	1	2	0	0	0	1	2	.182	0	0	8	0	.182	0	2	0-0	6	9	0	1.000
Tyson Kogel	.154	6-3	13	2	2	1	0	0	3	3	.231	2	0	8	0	.267	0	0	0-0	4	6	0	1.000
Colton Cox	.091	25-3	22	7	2	0	0	0	0	2	.091	2	1	12	0	.200	0	0	0-1	8	0	0	1.000
Cade Stuff	.000	5-2	12	0	0	0	0	0	1	0	.000	1	0	6	0	.077	0	0	0-0	12	5	0	1.000
Brock Rinehart	.000	5-0	4	0	0	0	0	0	0	0	.000	0	0	4	0	.000	0	0	0-0	1	0	0	1.000
Dagen Schramm	.000	5-0	3	1	0	0	0	0	1	0	.000	1	1	3	0	.400	0	0	0-0	6	0	0	1.000
Totals	.259	40	1350	242	349	76	3	54	227	593	.439	168	54	391	19	.361	11	9	44-55	1010	365	58	.960
Opponents	.252	40	1298	219	327	53	8	21	189	459	.354	157	50	325	17	.352	14	21	73-85	1039	337	36	.975

LOB - Team (311), Opp (311). DPs turned - Team (25), Opp (24). IBB - Team (2), Hackman 2, Opp (3). Picked off - Bellows 1, Kozal 1, Berg 1.

(All games Sorted by Earned run avg)

Player	era	w-l	app	gs	cg	sho	sv	ip	h	r	er	bb	so	2b	3b	hr	b/avg	wp	hp	bks	sfa	sha
Jordan Sagedahl	0.00	0-0	1	0	0	0/0	0	0.2	0	0	0	0	1	0	0	0	.000	0	0	0	0	0
Ryan Bourassa	1.98	2-2	15	0	0	0/0	5	36.1	16	13	8	22	57	2	0	1	.136	6	5	4	1	5
Brady Hawkins	2.25	2-0	3	2	0	0/0	0	8.0	7	2	2	5	8	1	0	0	.259	2	2	0	0	1
Bret Barnett	2.42	0-1	13	0	0	0/0	7	26.0	21	9	7	11	39	0	0	0	.214	6	1	0	2	0
Owen Bishop	3.40	4-3	9	9	0	0/0	0	50.1	44	21	19	12	45	9	2	1	.230	3	2	1	4	0
Cody Carlson	3.88	6-5	11	11	1	1/0	0	58.0	56	31	25	16	30	5	1	4	.252	1	8	1	1	9
Nic McCay	4.71	4-3	12	12	0	0/0	0	65.0	73	44	34	25	64	14	2	5	.274	4	9	1	2	3
Reece Arbogast	5.29	1-1	13	0	0	0/0	1	17.0	22	13	10	3	16	3	1	3	.314	4	2	0	0	1
Alex Clemons	5.40	0-0	15	0	0	0/0	0	20.0	16	12	12	20	21	4	0	0	.225	7	6	0	0	1
Dane Toman	5.40	0-0	11	1	0	0/0	0	15.0	16	11	9	8	15	3	0	2	.262	2	1	0	1	0
Joe Husak	8.22	0-0	11	0	0	0/0	0	7.2	10	11	7	9	7	3	2	0	.323	5	3	2	0	1
Jake Goble	10.12	1-2	8	0	0	0/0	0	16.0	23	21	18	9	11	5	0	3	.315	4	2	0	0	0
Jon Baker	11.57	0-0	5	0	0	0/0	0	4.2	5	6	6	4	2	0	0	1	.278	0	1	0	0	0
Blake Kunz	13.50	0-0	1	0	0	0/0	0	0.2	1	1	1	2	1	1	0	0	.333	0	0	0	0	0
Drew Beazley	15.68	1-2	6	5	0	0/0	0	10.1	13	18	18	10	7	2	0	1	.325	2	7	1	3	0
Carter Petron	54.00	0-0	2	0	0	0/0	0	1.0	4	6	6	1	1	1	0	0	.571	0	1	0	0	0
Totals	4.79	21-19	40	40	1	1/0	13	336.2	327	219	179	157	325	53	8	21	.252	46	50	10	14	21
Opponents	5.64	19-21	40	40	1	2/2	10	346.1	349	242	217	168	391	76	3	54	.259	36	54	6	11	9

PB - Team (5), Hackman 3, McDonald 2, Opp (8). Pickoffs - Team (4), Barnett 1, Arbogast 1, McCay 1, McDonald 1, Opp (3). SBA/ATT - Hackman (41-51), McDonald (31-32), McCay (13-16), Clemons (10-12), Barnett (11-11), Bourassa (8-10), Bishop (8-9), Beazley (8-8), Husak (4-4), Carlson (3-4), Goble (4-4), Toman (0-3), Hawkins (2-2), Arbogast (1-1), Petron (1-1).

The Automated ScoreBook
Overall Statistics for South Dakota State (as of May 15, 2022)
(All games Sorted by Fielding pct)

Player	c	po	a	e	fld%	dp	sba	csb	sba%	pb	ci
Thatcher Kozal	20	20	0	0	1.000	0	0	0	---	0	0
Cade Stuff	17	12	5	0	1.000	2	0	0	---	0	0
Jamie Berg	15	15	0	0	1.000	0	0	0	---	0	0
Avery Mellman	15	6	9	0	1.000	2	0	0	---	0	0
Tyson Kogel	10	4	6	0	1.000	1	0	0	---	0	0
Nic McCay	9	2	7	0	1.000	0	13	3	.813	0	0
Colton Cox	8	8	0	0	1.000	0	0	0	---	0	0
Alex Clemons	6	3	3	0	1.000	0	10	2	.833	0	0
Dagen Schramm	6	6	0	0	1.000	0	0	0	---	0	0
Reece Arbogast	5	0	5	0	1.000	0	1	0	1.000	0	0
Jake Goble	4	1	3	0	1.000	1	4	0	1.000	0	0
Bret Barnett	2	0	2	0	1.000	0	11	0	1.000	0	0
Dane Toman	2	0	2	0	1.000	0	0	3	.000	0	0
Brock Rinehart	1	1	0	0	1.000	0	0	0	---	0	0
Brady Hawkins	1	0	1	0	1.000	0	2	0	1.000	0	0
Joe Husak	1	0	1	0	1.000	0	4	0	1.000	0	0
Dawson Parry	80	76	3	1	.988	5	0	0	---	0	0
Drew Beazley	211	203	5	3	.986	14	8	0	1.000	0	0
Derek Hackman	244	208	29	7	.971	2	41	10	.804	3	0
Henry George	69	64	3	2	.971	1	0	0	---	0	0
Jordan Sagedahl	126	56	66	4	.968	7	0	0	---	0	0
Ryan McDonald	167	140	21	6	.964	2	31	1	.969	2	0
Owen Bishop	41	32	7	2	.951	2	8	1	.889	0	0
Reece Anderson	61	56	1	4	.934	0	0	0	---	0	0
Luke Ira	163	54	96	13	.920	13	0	0	---	0	0
Nic Nelson	86	18	60	8	.907	6	0	0	---	0	0
Adam Benes	31	9	19	3	.903	4	0	0	---	0	0
Jess Bellows	14	12	0	2	.857	0	0	0	---	0	0
Cody Carlson	13	2	9	2	.846	0	3	1	.750	0	0
Ryan Bourassa	5	2	2	1	.800	0	8	2	.800	0	0
Blake Kunz	0	0	0	0	.000	0	0	0	---	0	0
Jon Baker	0	0	0	0	.000	0	0	0	---	0	0
Carter Petron	0	0	0	0	.000	0	1	0	1.000	0	0
Totals	1433	1010	365	58	.960	25	73	12	.859	5	0
Opponents	1412	1039	337	36	.975	24	44	11	.800	8	0

The Automated ScoreBook
Conference statistics for South Dakota State (as of May 15, 2022)
(Conference games only Sorted by Batting avg)

Record: 12-7 Home: 5-2 Away: 7-5 Conference: 12-7

Player	avg	gp-gs	ab	r	h	2b	3b	hr	rbi	tb	slg%	bb	hp	so	gdp	ob%	sf	sh	sb-att	po	a	e	fld%
Drew Beazley	.340	16-14	53	10	18	5	0	4	11	35	.660	9	3	20	0	.462	0	0	4-4	113	1	0	1.000
Henry George	.333	19-18	69	17	23	4	1	2	9	35	.507	10	1	8	0	.425	0	0	9-9	33	3	1	.973
Ryan McDonald	.309	19-19	68	13	21	6	0	5	12	42	.618	15	5	21	2	.466	0	0	1-1	72	8	4	.952
Luke Ira	.303	19-19	76	16	23	4	0	5	14	42	.553	9	4	21	1	.404	0	0	5-5	24	47	5	.934
Dawson Parry	.281	18-16	64	8	18	1	0	6	19	37	.578	2	1	15	0	.309	1	0	0-0	38	0	0	1.000
Jordan Sagedahl	.226	19-19	53	9	12	2	0	3	3	23	.434	7	3	23	0	.349	0	0	2-5	40	43	3	.965
Jamie Berg	.211	10-4	19	3	4	0	0	1	2	7	.368	2	0	6	0	.286	0	1	0-0	4	0	0	1.000
Nic Nelson	.207	17-15	58	4	12	4	0	1	4	19	.328	8	3	16	1	.333	0	0	0-0	6	27	3	.917
Adam Benes	.200	6-3	10	0	2	0	0	0	2	2	.200	0	1	4	0	.250	1	0	0-0	2	8	1	.909
Derek Hackman	.197	19-19	76	12	15	4	0	5	15	34	.447	6	0	17	2	.247	3	0	0-0	120	19	3	.979
Thatcher Kozal	.190	12-5	21	4	4	1	0	3	6	14	.667	5	0	11	0	.346	0	1	1-2	8	0	0	1.000
Reece Anderson	.182	14-13	44	10	8	0	0	0	3	8	.182	6	2	11	0	.308	0	3	7-7	22	0	2	.917
Tyson Kogel	.167	4-1	6	0	1	0	0	0	0	1	.167	0	0	5	0	.167	0	0	0-0	2	4	0	1.000
Owen Bishop	.158	5-5	19	1	3	1	0	1	2	7	.368	0	0	4	0	.158	0	0	0-0	15	4	1	.950
Colton Cox	.000	13-1	7	2	0	0	0	0	0	0	.000	0	0	6	0	.000	0	0	0-1	1	0	0	1.000
Avery Mellman	.000	2-0	1	0	0	0	0	0	0	0	.000	0	0	1	0	.000	0	0	0-0	0	1	0	1.000
Totals	.255	19	644	109	164	32	1	36	102	306	.475	79	23	189	6	.354	5	5	29-34	503	180	23	.967
Opponents	.255	19	647	90	165	24	3	8	78	219	.338	67	13	175	4	.335	4	10	28-35	502	157	13	.981

LOB - Team (145), Opp (148). DPs turned - Team (9), Opp (9). IBB - Team (0), Opp (3). Picked off - Kozal 1.

(Conference games only Sorted by Earned run avg)

Player	era	w-l	app	gs	cg	sho	sv	ip	h	r	er	bb	so	2b	3b	hr	b/avg	wp	hp	bk	sfa	sha
Jon Baker	0.00	0-0	1	0	0	0/0	0	1.0	0	0	0	0	0	0	0	0	.000	0	0	0	0	0
Ryan Bourassa	0.92	2-0	9	0	0	0/0	4	19.2	7	3	2	6	36	0	0	0	.111	3	3	1	1	1
Bret Barnett	3.38	0-1	6	0	0	0/0	3	13.1	15	6	5	8	18	0	0	0	.283	2	0	0	1	0
Owen Bishop	3.48	3-1	6	6	0	0/0	0	33.2	34	14	13	7	28	7	0	1	.258	3	1	1	1	0
Cody Carlson	3.82	3-3	6	6	1	1/0	0	33.0	35	16	14	7	20	2	1	2	.271	1	3	0	1	5
Nic McCay	3.86	4-1	7	7	0	0/0	0	42.0	44	23	18	14	43	9	1	4	.263	3	3	0	0	2
Dane Toman	5.68	0-0	6	0	0	0/0	0	6.1	7	4	4	2	6	2	0	0	.269	1	1	0	0	0
Brady Hawkins	6.75	0-0	1	0	0	0/0	0	1.1	2	1	1	1	2	0	0	0	.333	1	0	0	0	0
Alex Clemons	7.71	0-0	7	0	0	0/0	0	7.0	6	6	6	9	10	1	0	0	.240	1	1	0	0	0
Reece Arbogast	10.12	0-1	6	0	0	0/0	0	5.1	9	6	6	1	6	1	1	0	.391	2	1	0	0	1
Joe Husak	13.50	0-0	4	0	0	0/0	0	2.0	1	3	3	4	2	0	0	0	.167	3	0	0	0	1
Blake Kunz	13.50	0-0	1	0	0	0/0	0	0.2	1	1	1	2	1	1	0	0	.333	0	0	0	0	0
Jake Goble	23.14	0-0	3	0	0	0/0	0	2.1	4	7	6	6	3	1	0	1	.364	1	0	0	0	0
Totals	4.24	12-7	19	19	1	1/0	7	167.2	165	90	79	67	175	24	3	8	.255	21	13	2	4	10
Opponents	5.43	7-12	19	19	1	0/0	1	167.1	164	109	101	79	189	32	1	36	.255	20	23	5	5	5

PB - Team (2), Hackman 1, McDonald 1, Opp (3). Pickoffs - Team (1), McCay 1, Opp (1). SBA/ATT - Hackman (19-24), McDonald (9-10), McCay (5-6), Clemons (4-5), Barnett (5-5), Bourassa (4-5), Bishop (3-4), Carlson (2-3), Toman (0-2), Hawkins (2-2), Husak (2-2), Goble (1-1).

The Automated ScoreBook
Conference statistics for South Dakota State (as of May 15, 2022)
(Conference games only Sorted by Fielding pct)

Player	c	po	a	e	fld%	dp	sba	csb	sba%	pb	ci
Drew Beazley	114	113	1	0	1.000	5	0	0	---	0	0
Dawson Parry	38	38	0	0	1.000	1	0	0	---	0	0
Thatcher Kozal	8	8	0	0	1.000	0	0	0	---	0	0
Tyson Kogel	6	2	4	0	1.000	0	0	0	---	0	0
Cody Carlson	5	1	4	0	1.000	0	2	1	.667	0	0
Nic McCay	5	0	5	0	1.000	0	5	1	.833	0	0
Jamie Berg	4	4	0	0	1.000	0	0	0	---	0	0
Reece Arbogast	2	0	2	0	1.000	0	0	0	---	0	0
Ryan Bourassa	2	2	0	0	1.000	0	4	1	.800	0	0
Avery Mellman	1	0	1	0	1.000	0	0	0	---	0	0
Joe Husak	1	0	1	0	1.000	0	2	0	1.000	0	0
Dane Toman	1	0	1	0	1.000	0	0	2	.000	0	0
Bret Barnett	1	0	1	0	1.000	0	5	0	1.000	0	0
Alex Clemons	1	0	1	0	1.000	0	4	1	.800	0	0
Colton Cox	1	1	0	0	1.000	0	0	0	---	0	0
Derek Hackman	142	120	19	3	.979	1	19	5	.792	1	0
Henry George	37	33	3	1	.973	1	0	0	---	0	0
Jordan Sagedahl	86	40	43	3	.965	6	0	0	---	0	0
Ryan McDonald	84	72	8	4	.952	2	9	1	.900	1	0
Owen Bishop	20	15	4	1	.950	0	3	1	.750	0	0
Luke Ira	76	24	47	5	.934	4	0	0	---	0	0
Nic Nelson	36	6	27	3	.917	2	0	0	---	0	0
Reece Anderson	24	22	0	2	.917	0	0	0	---	0	0
Adam Benes	11	2	8	1	.909	0	0	0	---	0	0
Brady Hawkins	0	0	0	0	.000	0	2	0	1.000	0	0
Jon Baker	0	0	0	0	.000	0	0	0	---	0	0
Jake Goble	0	0	0	0	.000	0	1	0	1.000	0	0
Blake Kunz	0	0	0	0	.000	0	0	0	---	0	0
Totals	706	503	180	23	.967	9	28	7	.800	2	0
Opponents	672	502	157	13	.981	9	29	5	.853	3	0

SOUTH DAKOTA STATE ACTIVE CAREER BATTING

REECE ANDERSON	G	GS	AVG	AB	R	H	2B	3B	HR	RBI	TB	SLG	BB	HP	SO	OBP	SF	SH	SB	SBA	PO	A	E	FLD
2021	26	10	0.250	40	4	10	0	0	0	4	10	0.250	0	2	15	0.279	1	3	1	1	29	0	0	1.000
2022	31	25	0.236	89	14	21	2	0	0	7	23	0.258	11	4	23	0.346	0	3	14	14	56	1	4	0.934
Career	57	35	0.240	129	18	31	2	0	0	11	33	0.256	11	6	38	0.329	1	6	15	15	85	1	4	0.956
DREW BEAZLEY	G	GS	AVG	AB	R	H	2B	3B	HR	RBI	TB	SLG	BB	HP	SO	OBP	SF	SH	SB	SBA	PO	A	E	FLD
2019	42	42	0.275	149	29	41	11	1	4	21	66	0.443	27	11	57	0.420	1	10	2	2	302	18	7	0.979
2020	17	17	0.239	67	9	16	4	1	2	9	28	0.418	9	3	22	0.354	0	0	1	3	88	5	1	0.989
2021	43	41	0.203	143	12	29	10	1	1	20	44	0.308	15	6	54	0.299	3	0	2	3	240	19	4	0.985
2022	31	29	0.274	106	16	29	9	0	6	20	56	0.528	15	8	45	0.403	0	0	5	5	203	5	3	0.986
Career	133	129	0.247	465	66	115	34	3	13	70	194	0.417	66	28	178	0.374	4	10	10	13	833	47	15	0.983
JESS BELLOWES	G	GS	AVG	AB	R	H	2B	3B	HR	RBI	TB	SLG	BB	HP	SO	OBP	SF	SH	SB	SBA	PO	A	E	FLD
2021	44	44	0.250	168	26	42	7	1	1	16	54	0.321	16	12	38	0.355	1	2	4	7	44	9	5	0.914
2022	6	6	0.300	20	1	6	3	0	0	1	9	0.450	0	1	3	0.333	0	0	0	1	12	0	2	0.857
Career	50	50	0.255	188	27	48	10	1	1	17	63	0.335	16	13	41	0.355	1	2	4	8	56	9	7	0.903
JAMIE BERG	G	GS	AVG	AB	R	H	2B	3B	HR	RBI	TB	SLG	BB	HP	SO	OBP	SF	SH	SB	SBA	PO	A	E	FLD
2019	21	4	0.091	22	7	2	0	0	0	1	2	0.091	2	0	4	0.167	0	2	0	0	3	1	2	0.667
2020	12	3	0.077	13	3	1	0	0	0	0	1	0.077	1	0	6	0.143	0	1	1	1	3	0	0	1.000
2021	30	21	0.250	76	12	19	5	0	0	5	24	0.316	6	3	16	0.329	0	1	1	3	28	1	1	0.967
2022	22	12	0.240	50	6	12	1	0	1	6	16	0.320	5	1	14	0.321	0	1	1	3	15	0	0	1.000
Career	85	40	0.211	161	28	34	6	0	1	12	43	0.267	14	4	40	0.291	0	5	3	7	49	2	3	0.944
OWEN BISHOP	G	GS	AVG	AB	R	H	2B	3B	HR	RBI	TB	SLG	BB	HP	SO	OBP	SF	SH	SB	SBA	PO	A	E	FLD
2021	7	5	0.125	16	1	2	0	0	0	2	2	0.125	4	0	6	0.300	0	0	1	1	32	5	2	0.949
2022	9	8	0.226	31	3	7	3	0	1	6	13	0.419	0	0	6	0.226	0	0	0	1	32	7	2	0.951
Career	16	13	0.191	47	4	9	3	0	1	8	15	0.319	4	0	12	0.255	0	0	1	2	64	12	4	0.950
COLTON COX	G	GS	AVG	AB	R	H	2B	3B	HR	RBI	TB	SLG	BB	HP	SO	OBP	SF	SH	SB	SBA	PO	A	E	FLD
2019	27	6	0.138	29	3	4	2	0	0	2	6	0.207	4	0	17	0.242	0	3	0	0	23	0	1	0.958
2020	12	5	0.167	18	5	3	1	0	0	0	4	0.222	3	3	5	0.375	0	1	1	1	8	0	0	1.000
2021	19	5	0.150	20	4	3	0	0	0	1	3	0.150	4	1	15	0.320	0	0	1	2	17	1	0	1.000
2022	25	3	0.091	22	7	2	0	0	0	0	2	0.091	2	1	2	0.200	0	0	0	1	8	0	0	1.000
Career	83	19	0.135	89	19	12	3	0	0	3	15	0.169	13	5	39	0.280	0	4	2	4	56	1	1	0.983

SOUTH DAKOTA STATE ACTIVE CAREER BATTING

DEREK HACKMAN	G	GS	AVG	AB	R	H	2B	3B	HR	RBI	TB	SLG	BB	HP	SO	OBP	SF	SH	SB	SBA	PO	A	E	FLD
2018	38	24	0.241	54	10	13	2	0	0	5	15	0.278	19	1	22	0.446	0	1	0	0	135	25	0	1.000
2019	36	31	0.237	97	16	23	4	0	2	16	33	0.340	22	2	31	0.385	1	2	0	0	258	28	3	0.990
2020	16	12	0.214	42	6	9	1	0	1	4	13	0.310	13	1	14	0.411	0	1	1	1	91	10	2	0.981
2021	44	42	0.319	144	31	46	8	0	8	26	78	0.542	30	2	39	0.436	3	0	0	1	263	30	6	0.980
2022	40	40	0.286	140	33	40	9	0	7	32	70	0.500	22	7	35	0.394	6	0	0	1	208	29	7	0.971
Career	174	149	0.275	477	96	131	24	0	18	83	209	0.438	106	13	141	0.419	10	4	1	3	955	122	18	0.984

LUKE IRA	G	GS	AVG	AB	R	H	2B	3B	HR	RBI	TB	SLG	BB	HP	SO	OBP	SF	SH	SB	SBA	PO	A	E	FLD
2019	49	46	0.242	194	24	47	11	2	1	25	65	0.335	10	2	42	0.284	2	6	3	4	37	87	8	0.939
2020	17	17	0.242	66	7	16	4	1	1	9	25	0.379	6	0	24	0.301	1	1	0	4	40	24	3	0.955
2021	47	47	0.268	179	23	48	11	1	3	23	70	0.391	17	3	50	0.337	3	2	4	4	64	132	11	0.947
2022	40	40	0.309	162	35	50	9	0	10	29	89	0.549	14	5	48	0.377	2	0	6	6	54	96	13	0.920
Career	153	150	0.268	601	89	161	35	4	15	86	249	0.414	47	10	164	0.331	8	9	13	18	195	339	35	0.938

RYAN McDONALD	G	GS	AVG	AB	R	H	2B	3B	HR	RBI	TB	SLG	BB	HP	SO	OBP	SF	SH	SB	SBA	PO	A	E	FLD
2019	32	21	0.237	76	16	18	1	0	3	9	28	0.368	11	6	21	0.376	0	0	1	1	116	15	3	0.978
2020	16	15	0.213	47	8	10	3	0	1	10	16	0.340	17	2	10	0.439	0	0	1	1	38	6	0	1.000
2021	47	44	0.218	147	18	32	3	3	4	17	53	0.361	29	11	45	0.381	2	0	1	1	148	18	3	0.982
2022	36	35	0.317	126	26	40	11	1	9	32	80	0.635	23	6	31	0.445	0	0	2	2	140	21	6	0.964
Career	131	115	0.253	396	68	100	18	4	17	68	177	0.447	80	25	107	0.409	2	0	5	5	442	60	12	0.977

AVERY MELLMAN	G	GS	AVG	AB	R	H	2B	3B	HR	RBI	TB	SLG	BB	HP	SO	OBP	SF	SH	SB	SBA	PO	A	E	FLD
2021	32	29	0.193	83	9	16	6	0	1	13	25	0.301	14	5	37	0.337	2	2	1	2	50	64	5	0.958
2022	8	3	0.182	11	1	2	0	0	0	1	2	0.182	0	0	8	0.182	0	2	0	0	6	9	0	1.000
Career	40	32	0.191	94	10	18	6	0	1	14	27	0.287	14	5	45	0.327	2	4	1	2	56	73	5	0.963

JORDAN SAGEDAHL	G	GS	AVG	AB	R	H	2B	3B	HR	RBI	TB	SLG	BB	HP	SO	OBP	SF	SH	SB	SBA	PO	A	E	FLD
2021	41	27	0.167	84	10	14	1	0	1	10	18	0.214	9	7	35	0.294	2	1	0	0	21	35	12	0.824
2022	34	29	0.212	85	16	18	6	0	3	7	33	0.388	11	3	35	0.323	0	0	2	5	56	66	4	0.968
Career	75	56	0.189	169	26	32	7	0	4	17	51	0.302	20	10	70	0.312	2	1	2	5	77	101	16	0.918

CAREER PITCHING STATISTICS

JON BAKER	ERA	W	L	APP	GS	CG	SHO	SV	IP	H	R	ER	BB	SO	2B	3B	HR	AVG	WP	HP	BK	SFA	SHA
2020	0.00	0	0	1	0	0	0	0	1.00	1	1	0	2	0	1	0	0	0.500	0	0	0	1	0
2021	12.00	0	0	4	0	0	0	0	3.00	4	4	4	4	3	0	0	2	0.333	0	1	0	0	0
2022	11.57	0	0	5	0	0	0	0	4.67	5	6	6	4	2	0	0	1	0.278	0	1	0	0	0
Career	10.38	0	0	10	0	0	0	0	8.67	10	11	10	10	5	1	0	3		0	2	0	1	0

BRET BARNETT	ERA	W	L	APP	GS	CG	SHO	SV	IP	H	R	ER	BB	SO	2B	3B	HR	AVG	WP	HP	BK	SFA	SHA
2018	5.54	0	0	19	0	0	0	0	13.00	15	12	8	16	9	2	2	0	0.278	3	2	0	1	2
2019	1.31	5	1	20	0	0	0	7	34.33	16	5	5	14	47	1	0	1	0.138	7	0	0	0	2
2020	8.38	0	3	7	1	0	0	2	9.67	12	9	9	8	9	3	0	0	0.308	3	1	0	0	1
2021	7.03	1	2	13	1	0	0	2	24.33	30	23	19	14	36	9	0	2	0.300	6	4	0	1	0
2022	2.42	0	1	13	0	0	0	7	26.00	21	9	7	11	39	0	0	0	0.214	6	1	0	2	0
Career	4.02	6	7	72	2	0	0	18	107.33	94	58	48	63	140	15	2	3		25	8	0	4	5

DREW BEAZLEY	ERA	W	L	APP	GS	CG	SHO	SV	IP	H	R	ER	BB	SO	2B	3B	HR	AVG	WP	HP	BK	SFA	SHA
2019	6.91	1	0	12	0	0	0	3	14.33	11	11	11	9	10	2	0	3	0.216	3	1	0	2	1
2020	8.10	0	1	5	0	0	0	0	3.33	5	3	3	2	4	2	0	0	0.357	1	0	0	0	1
2021	2.16	4	2	12	7	0	0	0	33.34	30	13	8	14	28	8	0	0	0.254	2	3	0	1	5
2022	15.68	1	2	6	5	0	0	0	10.33	13	18	18	10	7	2	0	1	0.325	2	7	1	3	0
Career	5.87	6	5	35	12	0	0	3	61.33	59	45	40	35	49	14	0	4		8	11	1	6	7

OWEN BISHOP	ERA	W	L	APP	GS	CG	SHO	SV	IP	H	R	ER	BB	SO	2B	3B	HR	AVG	WP	HP	BK	SFA	SHA
2021	6.45	1	5	11	9	1	0	0	44.67	52	38	32	16	34	12	1	5	0.289	4	5	0	1	3
2022	3.40	4	3	9	9	0	0	0	50.33	44	21	19	12	45	9	2	1	0.230	3	2	1	4	0
Career	4.83	5	8	20	18	1	0	0	95	96	59	51	28	79	21	3	6		7	7	1	5	3

RYAN BOURASSA	ERA	W	L	APP	GS	CG	SHO	SV	IP	H	R	ER	BB	SO	2B	3B	HR	AVG	WP	HP	BK	SFA	SHA
2021	4.04	0	4	14	5	0	0	2	42.33	36	22	19	24	65	8	0	3	0.228	2	2	1	0	4
2022	1.98	2	2	15	0	0	0	5	36.34	16	13	8	22	57	2	0	1	0.136	6	5	4	1	5
Career	3.09	2	6	29	5	0	0	7	78.67	52	35	27	46	122	10	0	4		8	7	5	1	9

CAREER PITCHING STATISTICS

CODY CARLSON	ERA	W	L	APP	GS	CG	SHO	SV	IP	H	R	ER	BB	SO	2B	3B	HR	AVG	WP	HP	BK	SFA	SHA
2019	5.91	0	3	10	0	0	0	1	21.33	28	15	14	5	19	2	0	3	0.301	0	1	1	1	0
2020	0.00	0	0	1	0	0	0	0	2.00	1	0	0	0	2	0	0	0	0.143	0	0	0	0	0
2021	4.27	2	5	12	12	0	0	0	65.34	76	40	31	25	54	17	2	3	0.297	2	11	1	1	9
2022	3.88	6	5	11	11	1	1	0	58.00	56	31	25	16	30	5	1	4	0.252	1	8	1	1	9
Career	4.30	8	13	34	23	1	1	1	146.67	161	86	70	46	105	24	3	10		3	20	3	3	18

NIC McCAY	ERA	W	L	APP	GS	CG	SHO	SV	IP	H	R	ER	BB	SO	2B	3B	HR	AVG	WP	HP	BK	SFA	SHA
2019	4.08	6	1	14	14	2	1	0	79.33	69	39	36	30	83	11	0	10	0.229	5	5	0	2	1
2020 - DNP	0.00	0	0	0	0	0	0	0	0.00	0	0	0	0	0	0	0	0	0.000	0	0	0	0	0
2021-DNP	0.00	0	0	0	0	0	0	0	0.00	0	0	0	0	0	0	0	0	0.000	0	0	0	0	0
2022	4.71	4	3	12	12	0	0	0	65.00	73	44	34	25	64	14	2	5	0.274	4	9	1	2	3
Career	4.36	10	4	26	26	2	1	0	144.33	142	83	70	55	147	25	2	15		9	14	1	4	4

CLAY ODENBACH	ERA	W	L	APP	GS	CG	SHO	SV	IP	H	R	ER	BB	SO	2B	3B	HR	AVG	WP	HP	BK	SFA	SHA
2021	9.00	0	0	11	0	0	0	0	10.00	11	10	10	5	3	1	1	3	0.314	6	5	1	3	0
2022	0.00	0	0	0	0	0	0	0	0.00	0	0	0	0	0	0	0	0	0.000	0	0	0	0	0
Career	9.00	0	0	11	0	0	0	0	10	11	10	10	5	3	1	1	3		6	5	1	3	0

JORDAN SAGEDAHL	ERA	W	L	APP	GS	CG	SHO	SV	IP	H	R	ER	BB	SO	2B	3B	HR	AVG	WP	HP	BK	SFA	SHA
2021	0.00	0	0	1	0	0	0	0	1.00	0	0	0	2	0	0	0	0	0.000	0	0	0	0	0
2022	0.00	0	0	1	0	0	0	0	0.67	0	0	0	0	1	0	0	0	0.000	0	0	0	0	0
Career	0.00	0	0	2	0	0	0	0	1.67	0	0	0	2	1	0	0	0		0	0	0	0	0

LOGAN SMITH	ERA	W	L	APP	GS	CG	SHO	SV	IP	H	R	ER	BB	SO	2B	3B	HR	AVG	WP	HP	BK	SFA	SHA
2021	20.25	0	0	5	1	0	0	0	5.33	14	14	12	8	2	1	0	3	0.500	0	1	0	0	0
2022	0.00	0	0	0	0	0	0	0	0.00	0	0	0	0	0	0	0	0	0.000	0	0	0	0	0
Career	20.25	0	0	5	1	0	0	0	5.33	14	14	12	8	2	1	0	3		0	1	0	0	0

ELI SUNDQUIST	ERA	W	L	APP	GS	CG	SHO	SV	IP	H	R	ER	BB	SO	2B	3B	HR	AVG	WP	HP	BK	SFA	SHA
2020	6.59	3	1	8	2	0	0	0	13.67	18	10	10	10	19	2	0	1	0.321	2	2	1	0	0
2021	4.43	3	3	14	0	0	0	0	22.33	16	13	11	18	34	1	0	3	0.211	7	3	1	1	2
2022	0.00	0	0	0	0	0	0	0	0.00	0	0	0	0	0	0	0	0	0.000	0	0	0	0	0
Career	5.25	6	4	22	2	0	0	0	36	34	23	21	28	53	3	0	4		9	5	2	1	2

RECORD BOOK

GAMES PLAYED

CAREER

1.	218	Eric Cain	2009-12
2.	216	Billy Stitz	2008-11
3.	215	Paul Jacobson	2013-16
4.	207	Nick Adams	2005-08
5.	201	Matt Johnson	2014-17
6.	199	Tyson Fisher	2005-08
7.	198	Doug Sehr	1991-94
8.	197	Korby Mintken	2005-08
9.	196	Newt Johnson	2015-18
10.	193	Pat Schmidt	1992-95
	193	Greg Geary	2002-05

BATTING AVERAGE

SEASON

(minimum of 100 at bats)

1.	.449	Cole Irish	1996
2.	.443	Frank Cutler	1982
3.	.437	Dave Wilner	1988
4.	.431	Tim Johnson	1986
5.	.423	Matt Hanson	2002
6.	.418	Dave Manke	1974
7.	.417	Larry Heffley	1985
8.	.416	Terry Van Engelenhoven	1993
	.416	Billy McMacken	1989
	.416	Dean Krogman	1971

AT-BATS

SEASON

1.	283	Billy Stitz	2010
2.	253	Joel Blake	2010
3.	251	Eric Cain	2010
4.	244	Billy Stitz	2011
5.	228	Joel Blake	2009
	228	John Lee	2010
	228	Paul Jacobson	2016
8.	225	Paul Jacobson	2015
	225	Gus Steiger	2019
10.	223	Jesse Sawyer	2010
	223	Scott Splett	2014

CAREER

1.	914	Billy Stitz	2008-11
2.	820	Eric Cain	2009-12
3.	779	Nick Adams	2005-08
4.	750	Paul Jacobson	2013-16
5.	722	Tyson Fisher	2005-08
6.	715	Matt Johnson	2014-17
7.	705	Korby Mintken	2005-08
8.	703	Joel Blake	2009-11
9.	692	Greg Geary	2002-05
10.	682	Newt Johnson	2015-18

HITS

SEASON

1.	111	Billy Stitz	2010
2.	99	Joel Blake	2010
3.	97	Eric Cain	2010
4.	91	John Lee	2010
5.	83	Joel Blake	2011
6.	80	Joel Blake	2009

	80	Tony Martin	2009
	80	Jesse Sawyer	2010
9.	77	Matt Hanson	2002
	77	Billy Stitz	2011

CAREER

1.	311	Billy Stitz	2008-11
2.	272	Eric Cain	2009-12
3.	262	Joel Blake	2009-11
4.	256	Greg Geary	2002-05
5.	244	Nick Adams	2005-08
6.	233	Tyson Fisher	2005-08
7.	224	Cole Irish	1993-96
8.	223	Billy McMacken	1987-90
9.	221	Korby Mintken	2005-08
10.	216	Doug Sehr	1991-94

RUNS SCORED

SEASON

1.	75	Billy Stitz	2010
2.	74	John Lee	2010
3.	72	Jesse Sawyer	2010
4.	63	Cole Irish	1996
	63	Joel Blake	2010
6.	61	Joe Hardin	1993
	61	Jesse Sawyer	2009
	61	Eric Cain	2010
9.	59	Doug Sehr	1994
10.	58	Korby Mintken	2007

CAREER

1.	189	Billy Stitz	2008-11
2.	173	Korby Mintken	2005-08
3.	172	Cole Irish	1993-96
4.	170	Tyson Fisher	2005-08
5.	168	Jesse Sawyer	2009-11
6.	163	Billy McMacken	1987-90
7.	162	Joel Blake	2009-11
8.	160	Ryan Krogman	1991-94
	160	Doug Sehr	1991-94
10.	158	Eric Cain	2009-12

RUNS BATTED IN

SEASON

1.	83	Eric Cain	2010
2.	73	Jesse Sawyer	2010
3.	67	Billy Stitz	2010
4.	66	Joel Blake	2010
5.	63	Cole Irish	1996
6.	61	John Lee	2010
7.	60	Billy McMacken	1990
8.	58	Jesse Sawyer	2009
9.	57	Kerry Jacobson	2002
	57	Stephen Turner	2009

CAREER

1.	192	Billy McMacken	1987-90
2.	187	Greg Geary	2002-05
3.	179	Eric Cain	2009-12
4.	176	Chris Studer	1999-2002
5.	173	Jesse Sawyer	2009-11
6.	169	Billy Stitz	2008-11
7.	162	Pat Schmidt	1992-95
	162	Doug Sehr	1991-94

9.	156	Nick Adams	2005-08
10.	154	Ryan Krogman	1991-94

DOUBLES

SEASON

1.	33	Joel Blake	2010
2.	26	Billy Stitz	2010
3.	21	Joel Blake	2009
	21	John Lee	2010
5.	20	Craig Parry	2008
6.	18	Billy McMacken	1990
	18	Russ Langer	2000
	18	Greg Geary	2004
	18	Jesse Sawyer	2009
10.	17	Jesse Sawyer	2010

CAREER

1.	70	Joel Blake	2009-11
2.	62	Billy Stitz	2008-11
3.	54	Greg Geary	2002-05
4.	50	Russ Langer	1998-2001
	50	Matt Johnson	2014-17
6.	49	Billy McMacken	1987-90
7.	48	Chris Studer	1999-2002
	48	Paul Jacobson	2013-16
9.	46	Doug Sehr	1991-94
10.	44	Josh Guse	1997-2000
	44	Jesse Sawyer	2009-11



BILLY STITZ ended his career as the Jackrabbits' career leader in hits (311), games played (216), at-bats (914), total bases (462) and runs scored (189). During his junior season in 2010, Stitz established new single-season records for hits, at-bats, runs scored and total bases.

RECORD BOOK

TRIPLES

SEASON

1.	7Galen Carver	1981
	7Dave Williams	1989
	7Korby Mintken	2006
	7Nick Adams	2006
	7Korby Mintken	2007
	7Korby Mintken	2008
	7Billy Stitz	2011
8.	6Ken Brooks	1990
	6Steve Knutson	1994
	6Cal Lewis	2006
	6Eric Cain	2012

CAREER

1.	21Korby Mintken	2005-08
2.	16Billy Stitz	2008-11
3.	11Dave Lane	1983-86
	11Galen Carver	1978-81
	11Eric Cain	2009-12
6.	10Nick Adams	2005-08
	10Tyson Fisher	2005-08
8.	9Cole Irish	1993-96
	9Steve Knutson	1993-97
	9Pat Schmidt	1992-95
	9Cal Lewis	2006-07

HOME RUNS

SEASON

1.	19Jesse Sawyer	2009
	19Jesse Sawyer	2010
3.	17Terry VanEngelenhoven	1993
4.	16Billy McMacken	1990
	16Kerry Jacobson	2002
	16Cal Lewis	2007
	16Eric Cain	2010
8.	15Jon Crow	1992
	15Chris Studer	2002
10.	13Tim Johnson	1987
	13Tracy Langer	1992
	13Chris Studer	2001
	13Joel Blake	2009

CAREER

1.	50Jesse Sawyer	2009-11
2.	43Greg Geary	2002-05
3.	42Billy McMacken	1987-90
4.	37Chris Studer	1999-2002
5.	33Jon Crow	1989-92
6.	32Russ Langer	1998-2001
7.	31Tim Johnson	1984-87
	31Kerry Jacobson	2000-02
9.	29Ryan Hansen	2001-04
10.	28Galen Carver	1978-81

TOTAL BASES

SEASON

1.	163Billy Stitz	2010
2.	159Eric Cain	2010
4.	156Joel Blake	2010
	156Jesse Sawyer	2010
5.	148Jesse Sawyer	2009



GREG GEARY set SDSU career records with 54 doubles, 43 home runs, 439 total bases and 1,346 putouts during his career from 2002-05.

6.	143John Lee	2010
7.	140Joel Blake	2009
8.	127Billy McMacken	1990
	127Terry VanEngelenhoven	1993
10.	126Craig Parry	2008

CAREER

1.	462Billy Stitz	2008-11
2.	439Greg Geary	2002-05
3.	408Billy McMacken	1987-90
4.	404Jesse Sawyer	2009-11
5.	398Joel Blake	2009-11
6.	396Eric Cain	2009-12
7.	376Chris Studer	1999-2002
8.	368Tyson Fisher	2005-08
9.	348Russ Langer	1998-2001
	348Korby Mintken	2005-08

SLUGGING PERCENTAGE

SEASON

1.	.713Billy McMacken	1987-90
2.	.696Terry Van Engelenhoven	1991-94
3.	.679Kerry Jacobson	2000-02
4.	.661Jon Crow	1989-92
	.661Chris Studer	1999-2002
6.	.653Dean Krogman	1970-72
7.	.647Larry Heffley	1984-85
8.	.634Greg Geary	2002-05
9.	.631Tim Johnson	1984-87
10.	.630Jesse Sawyer	2009-11

BASES ON BALLS

SEASON

1.	50Jesse Sawyer	2010
2.	44Tony Kjolsing	2018
	44Nick Smith	2019
4.	43Luke Ringhofer	2016

5.	40Kurt Augustin	1986
6.	38Joe Hardin	1993
	38Zach Coppola	2015
8.	37Eric Cain	2012
	37Luke Ringhofer	2017
	37Newt Johnson	2018

CAREER

1.	123Dave Lane	1983-86
2.	116Eric Cain	2009-12
3.	114Luke Ringhofer	2015-17
4.	109Nick Smith	2016-19
5.	107Zach Briggs	2009-12
6.	106Derek Hackman	2018-present
7.	103Jesse Sawyer	2008-11
8.	101Kurt Augustin	1985-87
9.	100Ryan Krogman	1991-94
10.	99Newt Johnson	2015-18
	99Landon Badger	2017-21

STOLEN BASES

SEASON

1.	39Zach Coppola	2015
2.	26Darrell Bren	1988
3.	25Dave Lane	1985
	25Cole Irish	1995
5.	23Dave Lane	1986
6.	22Dave Wilner	1988
7.	21Joe Hardin	1993
8.	20Ken Brooks	1990
	20Dave Wilner	1986
	20Paul Jacobson	2016

CAREER

1.	75Dave Lane	1983-86
2.	62Zach Coppola	2013-15
3.	60Cole Irish	1993-96
4.	57Dave Wilner	1986-88
5.	46Korby Mintken	2005-08
6.	44Darrell Bren	1988-89
	44Jon Crow	1989-92
	44Paul Jacobson	2013-16
9.	40Nick Adams	2005-08
10.	39Brian Scherschligt	1995-98

SACRIFICE FLIES

CAREER

1.	14Pat Schmidt	1992-95
	14Tyson Fisher	2005-08
	14Eric Cain	2009-12
	14Paul Jacobson	2013-16
5.	13Matt Johnson	2014-17
6.	12Doug Sehr	1991-94
	12Rick Weber	1984-87
	12Billy Stitz	2008-11
	12Newt Johnson	2015-18
10.	11Six different players	

RECORD BOOK

SACRIFICE HITS

CAREER

1.	34.....	Tim Hanigan.....	2005-08
2.	30.....	Rich Schmidt.....	1990-93
3.	28.....	Eric Danforth.....	2012-15
4.	25.....	Zach Coppola.....	2013-15
5.	24.....	Nick Adams.....	2005-08
6.	22.....	Korby Mintken.....	2005-08
7.	20.....	Micky Sehr.....	1994-97
	20.....	Cody Sharrow.....	2013-16
9.	19.....	Adam Gregg.....	1998-2001
10.	17.....	Noah Hummel.....	1999-2002
	17.....	Billy Stitz.....	2008-11

HIT BY PITCHES

SEASON

1.	18.....	Jesse Sawyer.....	2010
2.	16.....	Jeff Eckerle.....	1996
	16.....	Zach Briggs.....	2010
4.	14.....	Chris Studer.....	2001
	14.....	John Lee.....	2009
6.	13.....	Tyson Fisher.....	2005
	13.....	Tim Hanigan.....	2005
	13.....	Pat Farrell.....	2005
	13.....	Jesse Sawyer.....	2011
	13.....	Newt Johnson.....	2018

CAREER

1.	42.....	Jesse Sawyer.....	2009-11
2.	41.....	Tyson Fisher.....	2005-08
3.	39.....	Tim Hanigan.....	2005-08
4.	37.....	Brian Scherschligt.....	1995-98
	37.....	Newt Johnson.....	2015-18
6.	36.....	Jeff Eckerle.....	1994-97
7.	35.....	Chris Studer.....	1999-2002
	35.....	Zach Briggs.....	2009-12
9.	31.....	Anthony Schneider.....	2015-18
10.	28.....	Drew Beazley.....	2019-present

PUTOUTS

CAREER

1.	1,346.....	Greg Geary.....	2002-05
2.	1,288.....	Aaron Machbitz.....	2011-14
3.	1,285.....	Matt Johnson.....	2014-17
4.	1,267.....	Tyson Fisher.....	2005-08
5.	1,213.....	Chet Meyer.....	1987-90
6.	955.....	Derek Hackman.....	2018-present
7.	908.....	Joel Blake.....	2009-11
8.	833.....	Drew Beazley.....	2019-present
9.	827.....	Tony Martin.....	2006-09
10.	814.....	Ryan Krogman.....	1991-94

ASSISTS

CAREER

1.	556.....	Eric Cain.....	2009-2012
2.	380.....	Pat Schmidt.....	1992-95
3.	379.....	Andrew Melton.....	2010-13
4.	353.....	Jesse Sawyer.....	2009-11
5.	352.....	Doug Sehr.....	1991-94
	352.....	Cody Sharrow.....	2013-16
7.	344.....	Chris Brown.....	1994-97
8.	342.....	Tony Kjolsing.....	2015-18



BILLY McMACKEN is the only SDSU player to earn multiple All-America awards, earning the honor each of his last three seasons (1988-90).

Not only did McMacken put up impressive offensive numbers, he also compiled a 19-11 career pitching record for the Jackrabbits.

9.	339.....	Luke Ira.....	2019-present
10.	333.....	Al Robbins.....	2013-15

WINS

SEASON

1.	11.....	Trevor Schulte.....	1994
2.	10.....	Trevor Schulte.....	1993
3.	9.....	John Semar.....	1994
	9.....	Trever Vermeulen.....	2010
5.	8.....	Matt Magers.....	1996
	8.....	Chad Coley.....	1993
	8.....	Mark Hofer.....	1984
	8.....	Tim Sweeney.....	1973
	8.....	Matt Bowman.....	2007
	8.....	Alex Oberle.....	2010
	8.....	Stephen Bougher.....	2013
	8.....	Chad Hodges.....	2014
	8.....	Chris Anderson.....	2015
	8.....	Adam Bray.....	2015

CAREER

1.	26.....	Trevor Schulte.....	1991-94
2.	23.....	Adam Bray.....	2012-15
3.	22.....	Stephen Bougher.....	2010-13
4.	21.....	Matt Magers.....	1995-97
	21.....	Chad Coley.....	1990-93
6.	20.....	Jon Maras.....	1989-92
	20.....	Bob Reeves.....	1984-87
	20.....	Caleb Thielbar.....	2006-09
9.	19.....	Billy McMacken.....	1987-90
10.	18.....	Timm Gronseth.....	1985-89
	18.....	Ryan Froom.....	2014-19

APPEARANCES

SEASON

1.	35.....	Trever Vermeulen.....	2010
2.	28.....	Gary Olechoski.....	2006
	28.....	Trever Vermeulen.....	2011
4.	26.....	J.D. Moore.....	2013
5.	25.....	John Semar.....	1993
	25.....	Chad Coley.....	1991
7.	24.....	J.D. Moore.....	2014
8.	23.....	Matt Baerlocher.....	2008
	23.....	Alex Oberle.....	2010
	23.....	Derek Feige/Quinn Reimers.....	2017

CAREER

1.	89.....	Trever Vermeulen.....	2008-11
2.	86.....	J.D. Moore.....	2012-15
3.	72.....	Brett Mogen.....	2017-21
	72.....	Bret Barnett.....	2018-present
5.	71.....	Gary Olechoski.....	2003-06
6.	70.....	Chad Coley.....	1990-93
7.	66.....	Shane Kraemer.....	2010-13
	66.....	Andrew Clemen.....	2013-16
9.	65.....	Isaac Johnson.....	2006-09
	65.....	Austin Busse.....	2009-12
	65.....	Talon Jumper.....	2012-15

INNINGS PITCHED

SEASON

1.	104.2.....	Matt Bowman.....	2007
2.	103.0.....	Adam Bray.....	2014
3.	95.1.....	Tyler Olmstead.....	2019
4.	91.1.....	Layne Somsen.....	2013
	91.1.....	Adam Bray.....	2015
6.	88.2.....	Andrew Clemen.....	2016
7.	88.0.....	Stephen Bougher.....	2013
8.	87.2.....	Caleb Thielbar.....	2009
9.	85.1.....	Trevor Schulte.....	1994
10.	84.0.....	Alex Oberle/Blake Treinen.....	2011

CAREER

1.	326.2.....	Adam Bray.....	2012-15
2.	299.1.....	Stephen Bougher.....	2010-13
3.	274.0.....	Caleb Thielbar.....	2006-09
4.	270.2.....	Ryan Froom.....	2014-19
5.	218.1.....	Trevor Schulte.....	1991-94
6.	215.0.....	Layne Somsen.....	2009-13
7.	210.2.....	Billy McMacken.....	1987-90
8.	210.1.....	Tim Sweeney.....	1972-75
9.	201.2.....	Chad Coley.....	1990-93
10.	196.0.....	Jon Maras.....	1989-92

STRIKEOUTS

SEASON

1.	100.....	Trevor Schulte.....	1994
	100.....	Caleb Thielbar.....	2009
3.	95.....	Adam Bray.....	2014
4.	92.....	Tyler Olmstead.....	2019
5.	91.....	Layne Somsen.....	2013
6.	88.....	Adam Mazur.....	2021
7.	84.....	Peter Torgerson.....	1989
	84.....	Blake Treinen.....	2011
9.	83.....	Nic McCay.....	2019
10.	82.....	Blake Treinen.....	2010

RECORD BOOK

STRIKEOUTS

CAREER

1.	264	Adam Bray	2012-15
2.	226	Trevor Schulte	1991-94
3.	196	Caleb Thielbar	2006-09
4.	191	Stephen Bougher	2010-13
5.	180	Layne Somsen	2009-13
6.	178	Tyler Olmstead	2017-21
7.	176	Ryan Froom	2014-19
8.	175	Jon Maras	1989-92
9.	166	Blake Treinen	2010-11
10.	163	Steve Mousel	1971-75

EARNED RUN AVERAGE

SEASON

(minimum 30 innings pitched)

1.	0.49	Bob Ehrke	1954
2.	1.29	Bob Ehrke	1952
3.	1.31	Bret Barnett	2019
4.	1.34	Charles Risse	1960
5.	1.45	Trever Vermeulen	2010
6.	1.67	Brett Mogen	2019
7.	1.85	Wade Adamson	1977
8.	1.87	Layne Somsen	2013
9.	1.89	Don Larson	1961
10.	1.89	Craig O'Hearn	1975

CAREER

(minimum 90 innings)

1.	2.09	Bob Ehrke	1954-56
2.	2.33	Don Jorgenson	1954-56
3.	2.50	Trever Vermeulen	2008-11
4.	2.52	Bernie Van Essen	1964-66
5.	2.73	Steve Mousel	1971-74
6.	2.80	Charles Risse	1959-60
	2.80	Don Frank	1957-59
8.	2.90	Jim Langer	1969-70
9.	2.92	Wade Adamson	1976-78
10.	3.05	Howie Rice	1958-60

SAVES

SEASON

1.	13	J.D. Moore	2013
2.	10	Trever Vermeulen	2010/11
	10	Chris Halbur	2017
5.	9	Gary Olechoski	2006
	9	Jacob Kougl	2007
7.	8	J.D. Moore	2014
8.	7	Kirby Morsching	2008
7.	7	Bret Barnett	2019
7.	7	Bret Barnett	2022

CAREER

1.	32	J.D. Moore	2012-15
2.	23	Trever Vermeulen	2008-11
3.	18	Bret Barnett	2018-present
4.	14	Gary Olechoski	2003-06
5.	12	Chris Halbur	2016-17
6.	11	Bruce Mogen	1983-86
7.	10	Chad Coley	1990-93
8.	9	Ryan Sauter	2000-03
	9	Jacob Kougl	2007
10.	8	Brandon Groebner	1994-97
	8	Kirby Morsching	2006-09

COMPLETE GAMES

SEASON

1.	9	Bob Reeves	1987
	9	Trevor Schulte	1994
3.	8	Jon Maras	1990
4.	7	Brian Price	1988
	7	Pete Torgerson	1989
	7	Greg Kallevig	1984
	7	Chad Danielson	1996
	7	Greg Kallevig	1985
	7	Jeff Wolfswinkle	1982
	7	Dane Kallevig	1988

CAREER

1.	20	Bob Reeves	1984-87
2.	19	Greg Kallevig	1983-85
3.	18	Tim Buterbaugh	1998-2000
4.	17	Trevor Schulte	1991-94
5.	16	Dane Kallevig	1987-89
6.	15	Jon Maras	1989-92
7.	14	Tom Mousel	1999-2002
8.	13	Billy McMacken	1987-90
9.	12	Ed Maras	1964-66
10.	11	Chad Danielson	1995-96

WINNING PERCENTAGE

SEASON

(minimum seven decisions)

1.	.971 (11-1)	Trevor Schulte	1994
2.	.900 (10-1)	Trever Vermeulen	2010
3.	.889 (8-1)	Mark Hofer	1984
	.889 (8-1)	Chad Coley	1993
5.	.875 (7-1)	Rob Hirschhoff	2001
	.875 (7-1)	Pete Torgerson	1989
	.875 (7-1)	Blake Treinen	2010
	.875 (7-1)	Kolton Emery	2011
9.	.857 (6-1)	Paul Sanow	1999
	.857 (6-1)	Nic McCay	2019

CAREER

(minimum 10 wins)

1.	.839 (26-5)	Trevor Schulte	1991-94
2.	.824 (14-3)	John Semar	1993-94
3.	.800 (12-3)	Bernie Van Essen	1964-66
4.	.778 (14-4)	Blake Treinen	2010-11
5.	.739 (17-6)	Mark Hofer	1981-84
6.	.722 (13-5)	Bob Reeves	1984-86
7.	.706 (12-5)	Charles Risse	1958-60
8.	.700 (21-9)	Chad Coley	1990-93
9.	.696 (16-7)	Terry VanEngelenhoven	1991-94
10.	.680 (17-8)	Rob Hirschhoff	1999-2002

STRIKEOUTS PER 9 INNINGS

SEASON

(minimum 30 innings pitched)

1.	14.12	Ryan Bourassa	2022
2.	13.82	Ryan Bourassa	2021
3.	13.09	Brady Stover	2018
4.	12.86	Bob Ehrke	1953
5.	12.32	Bret Barnett	2019
6.	11.64	Adam Mazur	2021
7.	11.40	Pete Torgerson	1989
8.	10.80	Dick Barnes	1965
	10.80	J.D. Moore	2013
10.	10.76	Andrew Clemen	2015

CAREER

(minimum 60 innings pitched)

1.	13.96	Ryan Bourassa	2021-present
2.	11.74	Bret Barnett	2018-present
3.	11.40	Pete Torgerson	1989
4.	10.80	Adam Mazur	2020-present
5.	10.22	Brady Stover	2017-20
6.	9.99	Dick Barnes	1964-66
7.	9.70	Bob Ehrke	1952-54
8.	9.38	Blake Treinen	2010-11
9.	9.32	Trevor Schulte	1991-94
10.	9.28	Jim Langer	1969-70

GAMES STARTED

SEASON

1.	16	Francisco Torres	2005
	16	Brady Moxham	2018
3.	15	Caleb Thielbar	2007
	15	Matt Bowman	2007
	15	Adam Bray	2014
	15	Andrew Clemen	2016
	15	Ryan Froom	2019
7.	14	Several players, including:	

Nic McCay2019

Tyler Olmstead2019

CAREER

1.	51	Adam Bray	2012-15
2.	49	Ryan Froom	2014-19
3.	48	Stephen Bougher	2010-13
4.	44	Caleb Thielbar	2006-09
5.	39	Billy McMacken	1987-90
6.	38	Layne Somsen	2009-13
7.	34	Kolton Emery	2011-14
8.	33	Trevor Schulte	1991-94
	33	Tom Mousel	1999-2002
10.	29	Matt Magers	1995-97
	29	Bob Reeves	1984-87
	29	Jon Maras	1989-92
	29	Dane Kallevig	1987-89



TREVER VERMEULEN led the team in saves three times from 2009-11, finishing with a then-school-record 23 career saves. He also set the single-season mark (since broken) with 10 saves in both 2010 and 2011.

2022 JACKRABBIT BASEBALL SEASON/CAREER HIGHS



REECE ANDERSON
6-1, 185, So.
Outfielder
Johnston, Iowa
Johnston H.S.

SEASON HIGHS

At-Bats: 5, three times (last: at Northern Colorado, 4-15-22)
 Runs: 2, vs. Western Illinois, 4-10-22, and at Omaha, 5-8-22
 Hits: 3, vs. Briar Cliff, 4-20-22
 RBIs: 2, vs. Briar Cliff, 4-20-22, and at Omaha, 5-6-22
 Doubles: 1, at Central Arkansas, 3-5-22 [Game 2], and at Wichita State, 3-13-22
 Bases on Balls: 2, vs. Western Illinois, 4-9-22 [Game 1], and at Minnesota, 4-26-22
 Strikeouts: 2, five times (last: at Omaha, 5-6-22)
 Stolen Bases: 2, at Northwestern State, 3-18-22, and at Omaha, 5-6-22
 Putouts: 6, at Wichita State, 3-13-22
 Assists: 1, vs. Briar Cliff, 4-20-22
 Errors: 1, four times (last: at Northern Colorado, 4-15-22)

CAREER HIGHS

At-Bats: 6, vs. North Dakota State, 4-24-21 [Game 2]
 Runs: 2, vs. Western Illinois, 4-10-22, and at Omaha, 5-8-22
 Hits: 3, at Omaha, 5-28-21, and vs. Briar Cliff, 4-20-22
 RBIs: 2, vs. Briar Cliff, 4-20-22, and at Omaha, 5-6-22
 Doubles: 1, at Central Arkansas, 3-5-22 [Game 2], and at Wichita State, 3-13-22
 Bases on Balls: 2, vs. Western Illinois, 4-9-22 [Game 1], and at Minnesota, 4-26-22
 Strikeouts: 3, at Northern Colorado, 2-27-21 [Game 2], and vs. North Dakota State, 4-24-21 [Game 2]
 Stolen Bases: 2, at Northwestern State, 3-18-22, and at Omaha, 5-6-22
 Putouts: 6, vs. Kansas, 2-21-21, and at Wichita State, 3-13-22
 Assists: 1, vs. Briar Cliff, 4-20-22
 Errors: 1, four times (last: at Northern Colorado, 4-15-22)



JON BAKER
5-11, 195, So.
Right-Handed Pitcher
Cloquet, Minnesota
Cloquet H.S.

SEASON HIGHS

Innings Pitched: 1.1, at Central Arkansas, 3-5-22
 Hits Allowed: 2, vs. Briar Cliff, 4-20-22
 Runs Allowed: 4, at Wichita State, 3-13-22
 Bases on Balls: 2, at Wichita State, 3-13-22
 Hit Batters: 1, at Wichita State, 3-13-22
 Strikeouts: 2, vs. Briar Cliff, 4-20-22
 Doubles Allowed: N/A
 Triples Allowed: N/A
 Home Runs Allowed: 1, vs. Purdue, 2-19-22 [Game 1]
 Wild Pitches: N/A
 Putouts: N/A
 Assists: N/A
 Errors: N/A

CAREER HIGHS


Innings Pitched: 1.1, at SIU-Edwardsville, 3-5-21, and at Central Arkansas, 3-5-22
 Hits Allowed: 2, vs. Briar Cliff, 4-20-22
 Runs Allowed: 4, at Wichita State, 3-13-22
 Bases on Balls: 2, at Kansas State, 3-11-20, and at Wichita State, 3-13-22
 Hit Batters: 1, at Kansas State, 3-9-21, and at Wichita State, 3-13-22
 Strikeouts: 1, three times (Last: at SIU-Edwardsville, 3-5-21)
 Doubles Allowed: 1, at Kansas State, 3-11-20
 Triples Allowed: N/A
 Home Runs Allowed: 1, three times (last: vs. Purdue, 2-19-22 [Game 1])
 Wild Pitches: N/A
 Putouts: N/A
 Assists: 1, at Northern Colorado, 2-28-21
 Errors: N/A



REECE ARBOGAST
5-8, 175, Fr.
Left-Handed Pitcher
Sioux Falls, South Dakota
O'Gorman H.S.

SEASON/CAREER HIGHS

Innings Pitched: 3.0, at Northwestern State, 3-17-22
 Hits Allowed: 4, at Northern Colorado, 4-17-22, and at Minnesota, 4-26-22
 Runs Allowed: 2, five times (last: vs. North Dakota State, 4-29-22)
 Bases on Balls: 1, three times (last: at Omaha, 5-7-22)
 Hit Batters: 1, at Northern Colorado, 4-17-22, and vs. Briar Cliff, 4-20-22
 Strikeouts: 3, at Northwestern State, 3-17-22, and at Minnesota, 4-26-22
 Doubles Allowed: 1, three times (last: at Oral Roberts, 3-25-22)
 Triples Allowed: 1, at Northern Colorado, 4-17-22
 Home Runs Allowed: 1, three times (last: vs. Briar Cliff, 4-20-22)
 Wild Pitches: 1, three times (last: vs. North Dakota State, 4-29-22)
 Putouts: N/A
 Assists: 2, vs. Purdue, 2-19-22 [Game 2]
 Errors: N/A



BRET BARNETT
6-4, 200, Sr.
Left-Handed Pitcher
Indianola, Iowa
Martensdale-St. Mary's H.S.

SEASON HIGHS

Innings Pitched: 3.0, four times (last: at Omaha, 5-8-22)
 Hits Allowed: 5, at Omaha, 5-8-22
 Runs Allowed: 3, at Oral Roberts, 3-27-22, and at Omaha, 5-8-22
 Bases on Balls: 3, at Omaha, 5-8-22
 Hit Batters: 1, vs. Purdue, 2-20-22
 Strikeouts: 6, at Northwestern State, 3-19-22, and at Northern Colorado, 4-16-22
 Doubles Allowed: N/A
 Triples Allowed: N/A
 Home Runs Allowed: N/A
 Wild Pitches: 3, vs. Purdue, 2-20-22
 Putouts: N/A
 Assists: 1, vs. Purdue, 2-20-22, and at St. Thomas, 4-3-22 [Game 1]
 Errors: N/A

2022 JACKRABBIT BASEBALL SEASON/CAREER HIGHS

BRET BARNETT


CAREER HIGHS

Innings Pitched: 3.0, six times (last: at Omaha, 5-8-22)
Hits Allowed: 5, three times (last: at Omaha, 5-8-22)
Runs Allowed: 4, three times (last: vs. Oral Roberts, 5-20-21 [Game 1])
Bases on Balls: 4, at Purdue-Fort Wayne, 3-29-19 [Game 1]
Hit Batters: 1, eight times (last: vs. Purdue, 2-20-22)
Strikeouts: 7, at Northern Colorado, 2-27-21 [Game 1]
Doubles Allowed: 2, three times (last: vs. Oral Roberts, 5-27-21)
Triples Allowed: 1, vs. North Dakota State, 4-12-18 [Game 2], and vs. Oral Roberts, 4-20-18 [Game 2]
Home Runs Allowed: 1, three times (last: at Evansville, 4-4-21)
Wild Pitches: 3, at Western Illinois, 3-28-21, and vs. Purdue, 2-20-22
Putouts: 1, four times (last: vs. Oral Roberts, 5-27-21)
Assists: 2, at Oral Roberts, 3-23-19
Errors: 1, at Creighton, 4-10-18, and at Wichita State, 5-9-18

Sacrifice Hits: 1, eight times (last: at North Dakota State, 5-17-19 [Game 1])
Stolen Bases: 1, nine times (last: vs. St. Thomas, 5-15-22 [Game 1])
Hit By Pitch: 2, three times (last: at Northwestern State, 3-18-22)
Putouts: 15, at Oral Roberts, 3-22-2019
Assists: 3, at Western Illinois, 3-28-2021

CAREER HIGHS — PITCHING

Innings Pitched: 5.0, at Omaha, 5-28-21
Runs Allowed: 7, vs. Purdue, 2-20-22
Earned Runs Allowed: 7, vs. Purdue, 2-20-22
Hits Allowed: 4, at Omaha, 3-20-21, and vs. Purdue, 2-20-22
Walks Allowed: 3, at UA Little Rock, 3-10-19, and at Wichita State, 3-13-22
Strikeouts: 5, at Omaha, 5-28-21, and vs. Briar Cliff, 4-20-22
Home Runs Allowed: 1, four times (last: vs. Purdue, 2-20-22)
Wild Pitches: 2, vs. North Dakota State, 4-14-2019
Hit Batters: 2, vs. Purdue, 2-20-22, and at Central Arkansas, 3-5-22 [Game 2]



DREW BEAZLEY

6-1, 190, Jr.

Infielder/Right-Handed Pitcher

Johnston, Iowa

Johnston H.S.

SEASON HIGHS — BATTING AND FIELDING

At-Bats: 6, at Northwestern State, 3-17-22
Runs Scored: 2, at Northwestern State, 3-17-22, and vs. St. Thomas, 5-14-22
Hits: 3, at Incarnate Word, 2-25-22 [Game 1], and at Northern Colorado, 4-16-22
Runs Batted In: 4, at Minnesota, 4-26-22
Doubles: 3, at Incarnate Word, 2-25-22 [Game 1]
Triples: N/A
Home Runs: 1, six times (last: at Minnesota, 4-26-22)
Total Bases: 6, at Incarnate Word, 2-25-22, and at Northern Colorado, 4-16-22
Bases on Balls: 2, three times (last: vs. St. Thomas, 5-15-22 [Game 2])
Sacrifice Hits: N/A
Sacrifice Flies: N/A
Stolen Bases: 1, five times (last: vs. St. Thomas, 5-14-22 [Game 1])
Hit By Pitch: 2, at Northwestern State, 3-18-22
Putouts: 14, at Wichita State, 3-12-22, and at St. Thomas, 4-3-22 [Game 1]
Assists: 1, five times (last: vs. Briar Cliff, 4-20-22)

SEASON HIGHS — PITCHING

Innings Pitched: 4.0, at Central Arkansas, 3-5-22 [Game 2]
Runs Allowed: 7, vs. Purdue, 2-20-22
Earned Runs Allowed: 7, vs. Purdue, 2-20-22
Hits Allowed: 4, vs. Purdue, 2-20-22
Walks Allowed: 3, at Wichita State, 3-13-22, and vs. Briar Cliff, 4-20-22
Strikeouts: 5, vs. Briar Cliff, 4-20-22
Home Runs Allowed: 1, vs. Purdue, 2-20-22
Wild Pitches: 1, at Minnesota, 3-2-22, and at Wichita State, 3-13-22
Hit Batters: 2, vs. Purdue, 2-20-22, and at Central Arkansas, 3-5-22 [Game 2]

CAREER HIGHS — BATTING AND FIELDING

At-Bats: 7, at Omaha, 4-28-2019
Runs Scored: 3, vs. Western Illinois, 4-19-19, and vs. Purdue Fort Wayne, 5-5-19
Hits: 4, at Western Illinois, 3-26-21 [Game 1]
Runs Batted In: 4, three times (last: at Minnesota, 4-26-22)
Doubles: 3, at Incarnate Word, 2-25-22 [Game 1]
Triples: 1, three times (last: at Northern Colorado, 2-26-21)
Home Runs: 1, 14 times (last: vs. North Dakota State, 4-29-22)
Total Bases: 6, four times (last: at Northern Colorado, 4-16-22)
Bases on Balls: 3, at Minnesota, 4-16-21



JESS BELLOWES

5-10, 180, So.

Outfielder

Miles City, Montana

Custer County District H.S.

SEASON HIGHS

At-Bats: 5, vs. Purdue, 2-20-22
Runs : 1, vs. Purdue, 2-18-22
Hits: 2, vs. Purdue, 2-20-22, and at Incarnate Word, 2-24-22
RBIs: 1, vs. Purdue, 2-18-22
Doubles: 1, three times (last: vs. Purdue, 2-20-22)
Bases on Balls: N/A
Strikeouts: 1, three times (last: vs. Purdue, 2-19-22 [Game 2])
Stolen Bases: N/A
Putouts: 4, vs. Purdue, 2-20-22
Assists: N/A
Errors: 2, vs. Purdue, 2-19-22 [Game 1]

CAREER HIGHS

At-Bats: 5, nine times (last: vs. Purdue, 2-20-22)
Runs Scored: 4, at Northern Colorado, 2-28-2021
Hits: 3, at Northern Colorado, 2-28-2021, and vs. Omaha, 4-11-21 [Game 2]
Runs Batted In: 3, at Northern Colorado, 2-27-2021 [Game 2]
Doubles: 1, 10 times (last: vs. Purdue, 2-20-22)
Triples: 1, at Evansville, 4-4-21
Home Runs: 1, at Northern Colorado, 2-28-21
Total Bases: 6, at Northern Colorado, 2-28-21
Bases on Balls: 2, three times (last: vs. North Dakota State, 4-24-21 [Game 2])
Sacrifice Hits: 1, at Northern Colorado, 2-27-21 [Game 1], and vs. North Dakota State, 4-24-21 [Game 2]
Sacrifice Flies: 1, vs. Oral Roberts, 5-21-21
Stolen Bases: 1, four times (last: at North Dakota State, 5-15-21)
Hit By Pitch: 2, at Northern Colorado, 2-28-2021, and at Evansville, 4-4-2021
Putouts: 4, vs. North Dakota State, 4-24-21 [Game 1]
Assists: 3, at Omaha, 3-21-2021
Errors: 2, at Omaha, 3-20-21, and vs. Purdue, 2-19-22 [Game 1]


2022 JACKRABBIT BASEBALL SEASON/CAREER HIGHS



ADAM BENES
5-11, 170, Fr.
Infielder
Longmont, Colorado
Longmont H.S.

SEASON/CAREER HIGHS

At-Bats: 4, at Wichita State, 3-13-22, and at Northern Colorado, 4-15-22
Runs: 1, vs. Purdue, 2-20-22, and at Wichita State, 3-13-22
Hits: 2, at Wichita State, 3-13-22, and at Northern Colorado, 4-15-22
RBIs: 2, at Northern Colorado, 4-15-22
Doubles: N/A
Triples: N/A
Home Runs: N/A
Bases on Balls: 2, at Northwestern State, 3-19-22 [Game 1]
Strikeouts: 1, eight times (last: at Omaha, 5-6-22)
Stolen Bases: N/A
Sacrifice Bunts: 1, at Northwestern State, 3-17-22, and at Northwestern State, 3-19-22 [Game 1]
Sacrifice Flies: 1, at Northwestern State, 3-17-22, and at Northern Colorado, 4-15-22
Putouts: 2, three times (last: at Omaha, 5-7-22)
Assists: 5, at Northern Colorado, 4-15-22
Errors: 1, three times (last: at St. Thomas, 4-2-22)



JAMIE BERG
5-10, 160, Jr.
Outfielder
Mahtomedi, Minnesota
Mahtomedi H.S.


SEASON HIGHS

At-Bats: 5, at Northern Colorado, 4-16-22
Runs: 1, six times (last: at Minnesota, 4-26-22)
Hits: 2, at Incarnate Word, 2-24-22, and at Northern Colorado, 4-16-22
RBIs: 2, vs. Western Illinois, 4-10-22
Doubles: 1, at Incarnate Word, 2-24-22
Triples: N/A
Home Runs: 1, vs. Western Illinois, 4-10-22
Bases on Balls: 1, five times (last: vs. North Dakota State, 4-29-22)
Strikeouts: 3, at Central Arkansas, 3-4-22
Stolen Bases: 1, at Minnesota, 4-26-22
Sacrifice Bunts: 1, at Omaha, 5-6-22
Sacrifice Flies: N/A
Putouts: 3, at Incarnate Word, 2-24-22, and at Minnesota, 3-2-22
Assists: N/A
Errors: N/A

CAREER HIGHS

At-Bats: 5, vs. Northeastern, 2-23-19, and at Northern Colorado, 4-16-22
Runs Scored: 2, at Minnesota, 3-4-20, and vs. Kansas, 2-20-21
Hits: 2, seven times (last: at Northern Colorado, 4-16-22)
Runs Batted In: 2, at Kansas State, 3-9-21, and vs. Western Illinois, 4-10-22
Doubles: 1, six times (last: at Incarnate Word, 2-24-22)
Triples: N/A
Home Runs: 1, vs. Western Illinois, 4-10-22

Total Bases: 4, vs. Western Illinois, 4-10-22
Bases on Balls: 2, vs. North Dakota State, 4-24-21 [Game 1]
Sacrifice Hits: 1, five times (last: at Omaha, 5-6-22)
Sacrifice Flies: N/A
Stolen Bases: 1, three times (last: at Minnesota, 4-26-22)
Hit By Pitch: 2, vs. Oral Roberts, 5-20-21 [Game 1]
Putouts: 3, six times (last: at Minnesota, 3-2-22)
Assists: 1, vs. Northeastern, 2-24-19, and vs. North Dakota State, 4-24-21 [Game 2]
Errors: 2, vs. UT Martin, 2-16-19



OWEN BISHOP
6-2, 190, So.
Right-Handed Pitcher/Infielder
Arlington, Washington
Arlington H.S.

SEASON HIGHS — BATTING AND FIELDING

At-Bats: 6, at Oral Roberts, 3-25-22
Runs: 1, three times (last: at St. Thomas, 4-2-22)
Hits: 3, at Northwestern State, 3-19-22 [Game 2]
RBIs: 3, at Northwestern State, 3-19-22 [Game 2]
Doubles: 1, three times (last: at Oral Roberts, 3-25-22)
Triples: N/A
Home Runs: 1, at St. Thomas, 4-2-22
Bases on Balls: N/A
Strikeouts: 2, at Oral Roberts, 3-25-22, and at Oral Roberts, 3-26-22
Stolen Bases: N/A
Sacrifice Bunts: N/A
Sacrifice Flies: N/A
Putouts: 7, at St. Thomas, 4-2-22, and vs. Western Illinois, 4-9-22 [Game 1]
Assists: 2, at St. Thomas, 4-3-22 [Game 2]
Errors: 1, at Wichita State, 3-13-22, and at Oral Roberts, 3-27-22

SEASON HIGHS — PITCHING

Innings Pitched: 8.1, at St. Thomas, 4-3-22 [Game 2]
Runs Allowed: 6, at Oral Roberts, 3-27-22
Earned Runs Allowed: 6, at Oral Roberts, 3-27-22
Hits Allowed: 9, vs. Western Illinois, 4-10-22
Walks Allowed: 4, at Oral Roberts, 3-27-22
Strikeouts: 8, at Incarnate Word, 2-25-22 [Game 2], and vs. St. Thomas, 5-12-22 [Game 2]
Home Runs Allowed: 1, at Northern Colorado, 4-17-22
Wild Pitches: 2, at Oral Roberts, 3-27-22
Hit Batters: 1, at Northwestern State, 3-17-22, and vs. Western Illinois, 4-10-22

CAREER HIGHS — BATTING AND FIELDING

At-Bats: 6, at Oral Roberts, 3-25-22
Runs: 1, four times (last: at St. Thomas, 4-2-22)
Hits: 3, at Northwestern State, 3-19-22 [Game 2]
RBIs: 3, at Northwestern State, 3-19-22 [Game 2]
Doubles: 1, three times (last: at Oral Roberts, 3-25-22)
Triples: N/A
Home Runs: 1, at St. Thomas, 4-2-22
Bases on Balls: 1, four times (last: vs. Omaha, 4-10-21 [Game 1])
Strikeouts: 3, at Omaha, 3-20-21
Stolen Bases: 1, vs. Omaha, 4-10-21 [Game 1]
Sacrifice Bunts: N/A
Sacrifice Flies: N/A
Putouts: 10, at Omaha, 3-20-21
Assists: 2, vs. Omaha, 4-10-21 [Game 1], and at St. Thomas, 4-3-22 [Game 2]
Errors: 1, four times (last: at Oral Roberts, 3-27-22)

2022 JACKRABBIT BASEBALL SEASON/CAREER HIGHS

OWEN BISHOP

CAREER HIGHS — PITCHING

Innings Pitched: 8.1, at St. Thomas, 4-3-22 [Game 2]
Runs Allowed: 7, at Kansas State, 3-10-21, and at Evansville, 4-4-21
Earned Runs Allowed: 6, at Oral Roberts, 3-27-22
Hits Allowed: 9, vs. Western Illinois, 4-10-22
Walks Allowed: 4, at Oral Roberts, 3-27-22
Strikeouts: 8, at Incarnate Word, 2-25-22 [Game 2], and vs. St. Thomas, 5-15-22 [Game 2]
Home Runs Allowed: 2, at Kansas State, 3-10-21
Wild Pitches: 3, vs. Omaha, 4-11-21 [Game 2]
Hit Batters: 2, at Omaha, 3-21-21



RYAN BOURASSA

6-0, 230, Jr.

Right-Handed Pitcher

West Fargo, North Dakota

West Fargo H.S.

Bismarck State College

SEASON HIGHS

Innings Pitched: 6.0, at Oral Roberts, 3-25-22
Hits Allowed: 4, at Incarnate Word, 2-25-22 [Game 1]
Runs Allowed: 4, at Northwestern State, 3-18-22
Earned Runs Allowed: 2, at Central Arkansas, 3-4-22, and at Northern Colorado, 4-15-22
Bases on Balls: 6, at Central Arkansas, 3-4-22
Hit Batters: 2, at Northwestern State, 3-18-22
Strikeouts: 12, at Oral Roberts, 3-25-22
Doubles Allowed: 1, at Incarnate Word, 2-25-22 [Game 1], and at Wichita State, 3-12-22
Triples Allowed: N/A
Home Runs Allowed: 1, at Northwestern State, 3-18-22
Wild Pitches: 2, at Wichita State, 3-12-22
Putouts: 1, at Oral Roberts, 3-25-22, and at Omaha, 5-6-22
Assists: 1, at Incarnate Word, 2-25-22 [Game 1], and at Central Arkansas, 3-4-22
Errors: 1, at Northwestern State, 3-18-22

CAREER HIGHS

Innings Pitched: 6.0, at Oral Roberts, 3-25-22
Hits Allowed: 7, at Omaha, 3-19-21 [Game 2]
Runs Allowed: 5, at Western Illinois, 3-26-21 [Game 2]
Earned Runs Allowed: 5, at Western Illinois, 3-26-21 [Game 2]
Bases on Balls: 6, at Central Arkansas, 3-4-22
Hit Batters: 2, at Northwestern State, 3-18-22
Strikeouts: 12, at Oral Roberts, 3-25-22
Doubles Allowed: 2, at Omaha, 3-19-21 [Game 2]
Triples Allowed: N/A
Home Runs Allowed: 1, four times (last: at Northwestern State, 3-18-22)
Wild Pitches: 2, at Wichita State, 3-12-22
Putouts: 1, three times (last: at Omaha, 5-6-22)
Assists: 1, seven times (last: at Central Arkansas, 3-4-22)
Errors: 1, at Northwestern State, 3-18-22



CODY CARLSON

5-9, 200, Grad.

Left-Handed Pitcher

Rapid City, South Dakota

Rapid City Central H.S.

Northeastern Junior College (Colo.)


SEASON HIGHS

Innings Pitched: 9.0, vs. St. Thomas, 5-15-22 [Game 1]
Hits Allowed: 8, at Omaha, 5-7-22
Runs Allowed: 7, at Oral Roberts, 3-26-22
Earned Runs Allowed: 7, at Oral Roberts, 3-26-22
Bases on Balls: 3, at Incarnate Word, 2-25-22 [Game 1], and at Omaha, 5-7-22
Hit Batters: 3, vs. Purdue, 2-19-22 [Game 1]
Strikeouts: 8, vs. St. Thomas, 5-15-22 [Game 1]
Doubles Allowed: 1, five times (last: at Omaha, 5-7-22)
Triples Allowed: 1, at Oral Roberts, 3-26-22
Home Runs Allowed: 1, four times (last: at Omaha, 5-7-22)
Wild Pitches: 1, at Omaha, 5-7-22
Putouts: 1, at Northwestern State, 3-19-22 [Game 1], and at St. Thomas, 4-3-22 [Game 1]
Assists: 2, at Central Arkansas, 3-5-22
Errors: 1, vs. Purdue, 2-19-22 [Game 1], and at Central Arkansas, 3-5-22

CAREER HIGHS

Innings Pitched: 9.0, vs. St. Thomas, 5-15-22 [Game 1]
Hits Allowed: 10, vs. Oral Roberts, 5-21-21
Runs Allowed: 7, at Oral Roberts, 3-26-22
Earned Runs Allowed: 7, at Oral Roberts, 3-26-22
Bases on Balls: 4, three times (last: vs. Oral Roberts, 5-21-21)
Hit Batters: 3, vs. Oral Roberts, 5-27-21, and vs. Purdue, 2-19-22 [Game 1]
Strikeouts: 8, vs. St. Thomas, 5-15-22 [Game 1]
Doubles Allowed: 5, at SIU-Edwardsville, 3-6-21
Triples Allowed: 1, three times (last: at Oral Roberts, 3-26-22)
Home Runs Allowed: 1, 10 times (last: at Omaha, 5-7-22)
Wild Pitches: 1, three times (last: at Omaha, 5-7-22)
Putouts: 1, at Northwestern State, 3-19-22 [Game 1], and at St. Thomas, 4-3-22 [Game 1]
Assists: 2, three times (last: at Central Arkansas, 3-5-22)
Errors: 1, five times (last: at Central Arkansas, 3-5-22)


2022 JACKRABBIT BASEBALL SEASON/CAREER HIGHS



ALEX CLEMONS
6-1, 185, Fr.
Right-Handed Pitcher
Bettendorf, Iowa
Pleasant Valley H.S.

SEASON/CAREER HIGHS

Innings Pitched: 2.1, at Incarnate Word, 2-24-22
Hits Allowed: 2, four times (last: vs. North Dakota State, 4-29-22)
Runs Allowed: 3, at Northern Colorado, 4-17-22
Earned Runs Allowed: 3, at Northern Colorado, 4-17-22
Bases on Balls: 4, vs. Purdue, 2-19-22 [Game 2]
Hit Batters: 2, vs. Purdue, 2-19-22 [Game 2]
Strikeouts: 4, vs. Western Illinois, 4-9-22 [Game 2]
Doubles Allowed: 1, four times (last: at Northern Colorado, 4-15-22)
Triples Allowed: N/A
Home Runs Allowed: N/A
Wild Pitches: 3, at Minnesota, 3-2-22
Putouts: 1, three times (last: at Northwestern State, 3-19-22 [Game 2])
Assists: 2, at Central Arkansas, 3-5-22
Errors: N/A



COLTON COX
6-1, 185, Sr.
Outfielder
Aberdeen, South Dakota
Roncalli H.S.

SEASON HIGHS

At-Bats: 4, at Central Arkansas, 4-5-22 [Game 2]
Runs: 1, seven times (last: vs. St. Thomas, 5-14-22)
Hits: 1, at Central Arkansas, 3-5-22 [Game 2], and at Northwestern State, 3-17-22
RBIs: N/A
Doubles: N/A
Triples: N/A
Home Runs: N/A
Bases on Balls: 1, vs. Purdue, 2-19-22 [Game 2], and vs. Dakota Wesleyan, 4-19-22
Strikeouts: 2, at Central Arkansas, 3-5-22 [Game 2], and at St. Thomas, 4-3-22 [Game 1]
Stolen Bases: N/A
Sacrifice Bunts: N/A
Sacrifice Flies: N/A
Putouts: 3, at Central Arkansas, 3-5-22 [Game 2]
Assists: N/A
Errors: N/A

CAREER HIGHS

At-Bats: 4, at Little Rock, 3-9-19 [Game 2], and at Central Arkansas, 4-5-22 [Game 2]
Runs: 2, at Minnesota, 3-4-20
Hits: 2, at Air Force, 3-6-20
RBIs: 1, three times (last: at Northern Colorado, 2-27-21 [Game 2])
Doubles: 1, three times (last: at Air Force, 3-6-20)
Triples: N/A
Home Runs: N/A
Bases on Balls: 2, at Northern Colorado, 2-27-21 [Game 2]

Strikeouts: 4, at Little Rock, 3-9-19 [Game 2]
Stolen Bases: 1, at Pacific, 2-23-20, and at Northern Colorado, 2-27-21 [Game 2]
Sacrifice Bunts: 1, four times (last: at Air Force, 3-6-20)
Sacrifice Flies: N/A
Putouts: 3, eight times (last: at Central Arkansas, 3-5-22 [Game 2])
Assists: 1, vs. Oral Roberts, 5-21-21
Errors: 1, vs. Northeastern, 2-24-19



HENRY GEORGE
5-9, 175, Grad.
Outfielder
Woodbury, Minnesota
New Life Academy
Minnesota-Duluth

SEASON/CAREER HIGHS

At-Bats: 6, at Oral Roberts, 3-25-22
Runs: 3, vs. Western Illinois, 4-9-22 [Game 1], and at Minnesota, 4-26-22
Hits: 4, at Minnesota, 4-26-22
RBIs: 3, at Northwestern State, 3-17-22
Doubles: 2, at Minnesota, 3-2-22
Triples: 1, at Minnesota, 4-26-22, and vs. St. Thomas, 5-15-22 [Game 1]
Home Runs: 1, vs. St. Thomas, 5-15-22 [Game 1] and vs. St. Thomas, 5-15-22 [Game 2]
Total Bases: 9, vs. St. Thomas, 5-15-22 [Game 1]
Bases on Balls: 2, four times (last: at Minnesota, 4-26-22)
Hit By Pitch: 1, at Northwestern State, 3-17-22, and at Omaha, 5-6-22
Strikeouts: 2, four times (last: vs. Briar Cliff, 4-20-22)
Stolen Bases: 2, at Central Arkansas, 3-5-22 [Game 2], and at Omaha, 5-6-22
Sacrifice Bunts: N/A
Sacrifice Flies: N/A
Putouts: 4, three times (last: vs. St. Thomas, 5-15-22 [Game 2])
Assists: 1, three times (last: at Northern Colorado, 4-17-22)
Errors: 1, vs. Purdue, 2-19-22 [Game 2], and vs. St. Thomas, 5-15-22 [Game 1]



JAKE GOBLE
6-5, 235, Fr.
Right-Handed Pitcher
Rapid City, South Dakota
St. Thomas More H.S.

SEASON/CAREER HIGHS

Innings Pitched: 4.0, vs. Purdue, 2-18-22
Hits Allowed: 6, at Incarnate Word, 2-24-22, and at Wichita State, 3-13-22
Runs Allowed: 5, at Wichita State, 3-13-22, and at Northwestern State, 3-19-22 [Game 2]
Earned Runs Allowed: 5, at Northwestern State, 3-19-22 [Game 2]
Bases on Balls: 3, at Oral Roberts, 3-26-22, and at Omaha, 5-7-22
Hit Batters: 1, vs. Purdue, 2-18-22, and at Northwestern State, 3-19-22 [Game 2]
Strikeouts: 4, at Northwestern State, 3-19-22 [Game 2]
Doubles Allowed: 2, vs. Purdue, 2-18-22
Triples Allowed: N/A
Home Runs Allowed: 1, three times (last: at Oral Roberts, 3-26-22)
Wild Pitches: 1, four times (last: at Omaha, 5-7-22)
Putouts: 1, vs. Purdue, 2-18-22
Assists: 1, three times (last: at Northwestern State, 3-19-22 [Game 2])
Errors: N/A

2022 JACKRABBIT BASEBALL SEASON/CAREER HIGHS



DEREK HACKMAN
6-0, 215, Sr.
Catcher
Johnston, Iowa
Johnston H.S.

SEASON HIGHS

At-Bats: 6, at Oral Roberts, 3-25-2022
 Runs: 4, vs. Briar Cliff, 4-20-22
 Hits: 3, five times (last: at Omaha, 5-8-22)
 RBIs: 6, vs. St. Thomas, 5-15-22 [Game 2]
 Doubles: 2, at Omaha, 5-8-22
 Triples: N/A
 Home Runs: 2, vs. St. Thomas, 5-15-22 [Game 2]
 Total Bases: 8, vs. St. Thomas, 5-15-22 [Game 2]
 Bases on Balls: 3, at Oral Roberts, 3-27-22
 Hit By Pitch: 2, at Northwestern State, 3-17-22, and at Minnesota, 4-26-22
 Strikeouts: 4, at Omaha, 5-6-22
 Stolen Bases: N/A
 Sacrifice Bunts: N/A
 Sacrifice Flies: 2, at St. Thomas, 4-2-22
 Putouts: 17, at Oral Roberts, 3-25-22
 Assists: 4, at Oral Roberts, 3-25-22
 Errors: 1, seven times (last: at Omaha, 5-7-22)

CAREER HIGHS

At-Bats: 6, vs. North Dakota State, 4-24-21 [Game 2], and at Oral Roberts, 3-25-2022
 Runs: 4, vs. North Dakota State, 4-24-21 [Game 2], and vs. Briar Cliff, 4-20-22
 Hits: 5, vs. North Dakota State, 4-24-21 [Game 2]
 RBIs: 6, vs. St. Thomas, 5-15-22 [Game 2]
 Doubles: 2, vs. North Dakota State, 4-24-21 [Game 2], and at Omaha, 5-8-22
 Triples: N/A
 Home Runs: 2, at Omaha, 3-20-21, and vs. St. Thomas, 5-15-22 [Game 2]
 Total Bases: 10, vs. North Dakota State, 4-24-21 [Game 2]
 Bases on Balls: 3, at Oral Roberts, 3-27-22
 Hit By Pitch: 2, at Northwestern State, 3-17-22, and at Minnesota, 4-26-22
 Strikeouts: 4, at Omaha, 5-6-22
 Stolen Bases: 1, at UTRGV, 2-29-20 [Game 1]
 Sacrifice Bunts: 1, three times (last: at Minnesota, 3-4-20)
 Sacrifice Flies: 2, at St. Thomas, 4-2-22
 Putouts: 17, at Oral Roberts, 3-25-22
 Assists: 4, at SIU-Edwardsville, 3-7-21, and at Oral Roberts, 3-25-22
 Errors: 1, 18 times (last: at Omaha, 5-7-22)

Hit Batters: 1, vs. Dakota Wesleyan, 4-19-22, and at Minnesota, 4-26-22
 Strikeouts: 5, vs. Dakota Wesleyan, 4-19-22
 Doubles Allowed: 1, vs. Dakota Wesleyan, 4-19-22
 Triples Allowed: N/A
 Home Runs Allowed: N/A
 Wild Pitches: 1, vs. Dakota Wesleyan, 4-19-22, and at Omaha, 5-7-22
 Putouts: N/A
 Assists: 1, at Minnesota, 4-26-22
 Errors: N/A



JOE HUSAK
6-0, 190, Fr.
Right-Handed Pitcher
Cambridge, Iowa
North Polk H.S.

SEASON/CAREER HIGHS


Innings Pitched: 2.0, at Wichita State, 3-11-22
 Hits Allowed: 2, four times (last: at Minnesota, 4-26-22)
 Runs Allowed: 3, at Wichita State, 3-13-22, and at Minnesota, 4-26-22
 Earned Runs Allowed: 3, at Wichita State, 3-13-22
 Bases on Balls: 2, three times (last: at Northern Colorado, 4-17-22)
 Hit Batters: 1, three times (last: at Wichita State, 3-13-22)
 Strikeouts: 1, seven times (last: vs. North Dakota State, 4-29-22)
 Doubles Allowed: 1, three times (last: at Minnesota, 4-26-22)
 Triples Allowed: 1, at Minnesota, 3-2-22, and at Wichita State, 3-13-22
 Home Runs Allowed: N/A
 Wild Pitches: 2, vs. Western Illinois, 4-9-22 [Game 2]
 Putouts: N/A
 Assists: 1, at Oral Roberts, 3-26-22
 Errors: N/A



LUKE IRA
6-0, 190, Jr.
Shortstop
Iowa City, Iowa
Solon H.S.

SEASON HIGHS

At-Bats: 6, at Oral Roberts, 3-25-2022, and at Minnesota, 4-26-22
 Runs: 3, vs. Dakota Wesleyan, 4-19-22
 Hits: 3, six times (last: at Omaha, 5-6-22)
 RBIs: 3, at Oral Roberts, 3-25-22
 Doubles: 1, nine times (last: vs. St. Thomas, 5-15-22 [Game 2])
 Triples: N/A
 Home Runs: 1, 10 times (last: at Omaha, 5-8-22)
 Total Bases: 7, at Oral Roberts, 3-25-22
 Bases on Balls: 3, vs. Dakota Wesleyan, 4-19-22
 Hit By Pitch: 1, five times (last: vs. North Dakota State, 4-29-22)
 Strikeouts: 3, five times (last: at Northern Colorado, 4-15-22)
 Stolen Bases: 2, at St. Thomas, 4-3-22 [Game 1]
 Sacrifice Bunts: N/A
 Sacrifice Flies: 1, vs. Purdue, 3-20-22, and at Northwestern State, 3-17-22
 Putouts: 6, at Minnesota, 3-2-22
 Assists: 7, at Incarnate Word, 2-25-22 [Game 1]
 Errors: 2, three times (last: at Northern Colorado, 4-17-22)



BRADY HAWKINS
6-3, 225, R-Fr.
Right-Handed Pitcher
Mitchell, South Dakota
Ethan H.S.

SEASON/CAREER HIGHS


Innings Pitched: 3.2, vs. Dakota Wesleyan, 4-19-22
 Hits Allowed: 3, vs. Dakota Wesleyan, 4-19-22
 Runs Allowed: 1, vs. Dakota Wesleyan, 4-19-22, and at Omaha, 5-7-22
 Earned Runs Allowed: 1, vs. Dakota Wesleyan, 4-19-22, and at Omaha, 5-7-22
 Bases on Balls: 2, vs. Dakota Wesleyan, 4-19-22, and at Minnesota, 4-26-22

2022 JACKRABBIT BASEBALL SEASON/CAREER HIGHS

LUKE IRA

CAREER HIGHS

At-Bats: 6, seven times (last: at Minnesota, 4-26-22)
Runs: 3, three times (last: vs. Dakota Wesleyan, 4-19-22)
Hits: 3, 12 times (last: at Omaha, 5-6-22)
RBIs: 4, vs. Kansas, 2-20-21
Doubles: 2, at Pacific, 2-22-20, and vs. Omaha, 4-11-21 [Game 2]
Triples: 1, four times (last: vs. Oral Roberts, 5-20-21)
Home Runs: 1, 15 times (last: at Omaha, 5-8-22)
Total Bases: 7, vs. Oral Roberts, 5-22-21, and at Oral Roberts, 3-25-22
Bases on Balls: 3, vs. Dakota Wesleyan, 4-19-22
Hit By Pitch: 1, 13 times (last: vs. North Dakota State, 4-29-22)
Strikeouts: 3, 14 times (last: at Northern Colorado, 4-15-22)
Stolen Bases: 2, at St. Thomas, 4-3-22 [Game 1]
Sacrifice Bunts: 1, nine times (last: vs. Oral Roberts, 5-20-21 [Game 2])
Sacrifice Flies: 1, eight times (last: at Northwestern State, 3-17-22)
Putouts: 7, at Kansas State, 3-10-20
Assists: 8, at Oral Roberts, 5-24-19, and vs. Oral Roberts, 5-28-21
Errors: 2, five times (last: at Northern Colorado, 4-17-22)



TYSON KOHEL

5-10, 175, Fr.


Infielder

Sioux Falls, South Dakota

Harrisburg H.S.

SEASON/CAREER HIGHS

At-Bats: 4, vs. Briar Cliff, 4-20-22
Runs: 2, vs. Dakota Wesleyan, 4-19-22
Hits: 1, vs. Western Illinois, 4-9-22 [Game 2]
RBIs: 3, vs. Dakota Wesleyan, 4-19-22
Doubles: 1, vs. Dakota Wesleyan, 4-19-22
Triples: N/A
Home Runs: N/A
Bases on Balls: 2, vs. Dakota Wesleyan, 4-19-22
Hit By Pitch: N/A
Strikeouts: 2, three times (last: vs. Briar Cliff, 4-20-22)
Stolen Bases: N/A
Sacrifice Bunts: N/A
Sacrifice Flies: N/A
Putouts: 1, four times (last: at Omaha, 5-7-22)
Assists: 3, vs. Western Illinois, 4-9-22 [Game 2]
Errors: N/A



THATCHER KOZAL

5-11, 185, Jr.

Outfielder

Waverly, Nebraska

Waverly H.S.

Iowa Western CC

SEASON/CAREER HIGHS

At-Bats: 4, three times (last: vs. St. Thomas, 5-15-22 [Game 1])
Runs: 2, at Northwestern State, 3-17-22, and at Oral Roberts, 3-27-22
Hits: 2, at Northwestern State, 3-19-22 [Game 2], and at Oral Roberts, 3-27-22
RBIs: 3, at Oral Roberts, 3-27-22
Doubles: 1, at Oral Roberts, 3-27-22

Triples: N/A

Home Runs: 1, four times (last: vs. St. Thomas, 5-15-22 [Game 1])

Total Bases: 6, at Oral Roberts, 3-27-22

Bases on Balls: 3, at Wichita State, 3-13-22

Hit By Pitch: 1, at Wichita State, 3-13-22, and at Northwestern State, 3-18-22

Strikeouts: 3, vs. Purdue, 2-20-22

Stolen Bases: 1, at Oral Roberts, 2-27-22

Sacrifice Bunts: 1, at St. Thomas, 4-3-22 [Game 2]

Sacrifice Flies: N/A

Putouts: 4, at St. Thomas, 4-3-22 [Game 2]

Assists: N/A

Errors: N/A

BLAKE KUNZ

6-5, 250, Jr.

Right-Handed Pitcher

Germantown, Wisconsin

Germantown H.S.

SEASON/CAREER HIGHS

Innings Pitched: 0.2, at Northern Colorado, 4-17-22
Hits Allowed: 1, at Northern Colorado, 4-17-22
Runs Allowed: 1, at Northern Colorado, 4-17-22
Earned Runs Allowed: 1, at Northern Colorado, 4-17-22
Bases on Balls: 2, at Northern Colorado, 4-17-22
Hit Batters: N/A
Strikeouts: 1, at Northern Colorado, 4-17-22
Doubles Allowed: 1, at Northern Colorado, 4-17-22
Triples Allowed: N/A
Home Runs Allowed: N/A
Wild Pitches: N/A
Putouts: N/A
Assists: N/A
Errors: N/A



NIC McCAY

6-0, 200, R-So.

Right-Handed Pitcher

Carlisle, Iowa

Carlisle H.S.

SEASON HIGHS


Innings Pitched: 7.0, vs. Western Illinois, 4-9-22 [Game 1], and vs. St. Thomas, 5-14-22
Hits Allowed: 9, at Central Arkansas, 3-4-22, and vs. North Dakota State, 4-29-22
Runs Allowed: 7, at Incarnate Word, 2-24-22
Earned Runs Allowed: 6, at Incarnate Word, 2-24-22
Bases on Balls: 4, at Northwestern State, 3-18-22, and at Oral Roberts, 3-25-22
Hit Batters: 2, three times (last: at Central Arkansas, 3-4-22)
Strikeouts: 8, at Wichita State, 3-11-22
Doubles Allowed: 2, five times (last: at Omaha, 5-6-22)
Triples Allowed: 1, at Wichita State, 3-11-22, and at Northern Colorado, 4-15-22
Home Runs Allowed: 2, vs. St. Thomas, 5-14-22
Wild Pitches: 1, four times (last: vs. North Dakota State, 4-29-22)
Putouts: 1, at Central Arkansas, 3-4-22, and at Wichita State, 3-11-22
Assists: 2, at Central Arkansas, 3-4-22, and vs. St. Thomas, 5-14-22
Errors: N/A

2022 JACKRABBIT BASEBALL SEASON/CAREER HIGHS

NIC McCAY

CAREER HIGHS

Innings Pitched: 9.0, vs. Purdue Fort Wayne, 3-31-19
Hits Allowed: 10, vs. Omaha, 4-6-19 [Game 2]
Runs Allowed: 7, vs. Omaha, 4-6-19 [Game 2], and at Incarnate Word, 2-24-22
Earned Runs Allowed: 7, vs. Omaha, 4-6-19 [Game 2]
Bases on Balls: 4, five times (last: at Oral Roberts, 3-25-22)
Hit Batters: 2, four times (last: at Central Arkansas, 3-4-22)
Strikeouts: 11, at Purdue Fort Wayne, 3-31-19, and at Omaha, 4-28-19
Doubles Allowed: 5, vs. Omaha, 4-6-19 [Game 2]
Triples Allowed: 1, at Wichita State, 3-11-22, and at Northern Colorado, 4-15-22
Home Runs Allowed: 3, at Oral Roberts, 3-24-19
Wild Pitches: 2, vs. Western Illinois, 5-23-19
Putouts: 1, six times (last: at Wichita State, 3-11-22)
Assists: 2, six times (last: vs. St. Thomas, 5-14-22)
Errors: 1, vs. Purdue Fort Wayne, 5-5-19



AVERY MELLMAN

6-0, 195, So.

Infielder

Mason City, Iowa

Mason City H.S.

SEASON HIGHS

At-Bats: 3, at Minnesota, 3-2-22, and at Central Arkansas, 3-4-22
Runs: 1, at Northwestern State, 3-19-22 [Game 2]
Hits: 1, at Northwestern State, 3-19-22 [Game 2], and vs. Dakota Wesleyan, 4-19-22
RBIs: 1, at Northwestern State, 3-19-22 [Game 2]
Doubles: N/A
Triples: N/A
Home Runs: N/A
Total Bases: 1, at Northwestern State, 3-19-22 [Game 2], and vs. Dakota Wesleyan, 4-19-22
Bases on Balls: N/A
Hit By Pitch: N/A
Strikeouts: 3, at Minnesota, 3-2-22
Stolen Bases: N/A
Sacrifice Bunts: 1, at Minnesota, 3-2-22, and at Wichita State, 3-12-22
Sacrifice Flies: N/A
Putouts: 3, at Central Arkansas, 3-4-22
Assists: 4, at Minnesota, 3-2-22
Errors: N/A

CAREER HIGHS

At-Bats: 5, vs. North Dakota State, 4-24-21 [Game 2]
Runs: 2, vs. North Dakota State, 4-24-21 [Game 1]
Hits: 3, vs. North Dakota State, 4-24-21 [Game 2]
RBIs: 2, three times (last: at Omaha, 5-28-21)
Doubles: 1, six times (last: at North Dakota State, 5-15-21)
Triples: N/A
Home Runs: 1, vs. Kansas, 2-19-21
Total Bases: 4, vs. Kansas, 2-19-21, and vs. North Dakota State, 4-24-21 [Game 2]
Bases on Balls: 3, vs. Kansas, 2-20-21
Hit By Pitch: 1, five times (last: vs. Oral Roberts, 5-21-21)
Strikeouts: 3, at Kansas State, 3-10-21, and at Minnesota, 3-2-22
Stolen Bases: 1, at Oral Roberts, 5-1-21 [Game 2]
Sacrifice Bunts: 1, four times (last: at Wichita State, 3-12-22)
Sacrifice Flies: 1, vs. Omaha, 4-11-21 [Game 1], and Oral Roberts, 5-22-21
Putouts: 4, vs. Oral Roberts, 5-22-21
Assists: 5, vs. North Dakota State, 4-23-21 [Game 1]
Errors: 1, five times (last: vs. Oral Roberts, 5-20-21 [Game 2])



RYAN McDONALD

5-11, 210, Jr.

Catcher/Outfielder

Prior Lake, Minnesota

Prior Lake H.S.

SEASON HIGHS

At-Bats: 5, four times (last: at Oral Roberts, 3-27-22)
Runs: 3, vs. St. Thomas, 5-15-22 [Game 2]
Hits: 3, four times (last: at Omaha, 5-6-22)
RBIs: 7, at Northwestern State, 3-17-22
Doubles: 2, at Wichita State, 3-12-22
Triples: 1, at Northwestern State, 3-17-22
Home Runs: 1, nine times (last: vs. St. Thomas, 5-15-22 [Game 2])
Total Bases: 8, at Northwestern State, 3-17-22
Bases on Balls: 3, vs. Purdue, 2-20-22
Hit By Pitch: 1, six times (last: vs. St. Thomas, 5-14-22)
Strikeouts: 4, vs. North Dakota State, 4-29-22
Stolen Bases: 1, at Wichita State, 3-13-22, and at St. Thomas, 4-2-22
Sacrifice Bunts: N/A
Sacrifice Flies: N/A
Putouts: 11, at Incarnate Word, 2-25-22 [Game 2]
Assists: 6, vs. Purdue, 2-20-22
Errors: 1, six times (last: at Northern Colorado, 4-16-22)

CAREER HIGHS

At-Bats: 6, three times (last: vs. North Dakota State, 4-24-21 [Game 2])
Runs: 3, vs. St. Thomas, 5-15-22 [Game 2]
Hits: 3, seven times (last: at Omaha, 5-6-22)
RBIs: 7, at Northwestern State, 3-17-22
Doubles: 2, at Wichita State, 3-12-22
Triples: 1, four times (last: at Northwestern State, 3-17-22)
Home Runs: 1, 17 times (last: vs. St. Thomas, 5-15-22 [Game 2])
Total Bases: 8, at Northwestern State, 3-17-22
Bases on Balls: 3, three times (last: vs. Purdue, 2-20-22)
Hit By Pitch: 3, at Western Illinois, 3-26-21 [Game 1]
Strikeouts: 4, vs. North Dakota State, 4-29-22
Stolen Bases: 1, five times (last: at St. Thomas, 4-2-22)
Sacrifice Bunts: N/A
Sacrifice Flies: 1, vs. Kansas, 2-20-21, and at Omaha, 3-20-21
Putouts: 11, four times (last: at Incarnate Word, 2-25-22 [Game 2])
Assists: 6, vs. Purdue, 2-20-22
Errors: 2, at Omaha, 3-21-21

2022 JACKRABBIT BASEBALL SEASON/CAREER HIGHS



NIC NELSON
6-0, 225, Jr.
Infielder
Apple Valley, Minnesota
Eastview H.S.
North Iowa Area CC

SEASON/CAREER HIGHS


At-Bats: 5, 10 times (last: at Omaha, 5-8-22)
 Runs: 2, five times (last: at Minnesota, 4-26-22)
 Hits: 3, at Minnesota, 4-26-22
 RBIs: 3, at Central Arkansas, 3-5-22 [Game 2], and at Minnesota, 4-26-22
 Doubles: 1, nine times (last: vs. St. Thomas, 5-14-22)
 Triples: N/A
 Home Runs: 1, at Central Arkansas, 3-5-22 [Game 2], and vs. St. Thomas, 5-14-22
 Total Bases: 6, vs. St. Thomas, 5-14-22
 Bases on Balls: 3, at Northern Colorado, 4-17-22
 Hit By Pitch: 2, at Northwestern State, 3-17-22
 Strikeouts: 3, vs. St. Thomas, 5-15-22 [Game 1]
 Stolen Bases: N/A
 Sacrifice Bunts: N/A
 Sacrifice Flies: N/A
 Putouts: 2, three times (last: vs. St. Thomas, 5-15-22 [Game 2])
 Assists: 8, at Wichita State, 3-12-22
 Errors: 1, eight times (last: at Omaha, 5-8-22)



DAWSON PARRY
6-1, 250, Jr.
First Baseman/Designated Hitter
Highland, Utah
American Fork H.S.
Miles CC (Mont.)

SEASON/CAREER HIGHS

At-Bats: 5, nine times (last: vs. St. Thomas, 5-14-22)
 Runs: 2, vs. Briar Cliff, 4-20-22, and vs. St. Thomas, 5-14-22
 Hits: 3, vs. Western Illinois, 4-10-22, and vs. Dakota Wesleyan, 4-19-22
 RBIs: 6, vs. St. Thomas, 5-14-22
 Doubles: 1, four times (last: at Minnesota, 4-26-22)
 Triples: N/A
 Home Runs: 2, vs. St. Thomas, 5-14-22
 Total Bases: 2, vs. St. Thomas, 5-14-22
 Bases on Balls: 1, five times (last: at Omaha, 5-8-22)
 Hit By Pitch: 1, four times (last: at Oral Roberts, 3-25-22)
 Strikeouts: 3, at Omaha, 5-6-22
 Stolen Bases: N/A
 Sacrifice Bunts: N/A
 Sacrifice Flies: 1, vs. Western Illinois, 4-9-22 [Game 2]
 Putouts: 9, at Incarnate Word, 2-25-22 [Game 1], and at St. Thomas, 4-3-22 [Game 2]
 Assists: 1, three times (last: vs. Briar Cliff, 4-20-22)
 Errors: 1, at Incarnate Word, 2-25-22 [Game 1]



CLAY ODENBACH
6-7, 200, So.
Left-Handed Pitcher
Thompson, North Dakota
Thompson H.S.

SEASON HIGHS

No 2022 statistics

CAREER HIGHS

Innings Pitched: 1.2, at Evansville, 4-4-21, and vs. Omaha, 4-10-21 [Game 2]
 Hits Allowed: 4, at Oral Roberts, 4-30-21
 Runs Allowed: 5, at Oral Roberts, 4-30-21
 Earned Runs Allowed: 5, at Oral Roberts, 4-30-21
 Bases on Balls: 1, five times (last: at North Dakota State, 5-16-21)
 Hit Batters: 2, vs. Omaha, 4-10-21 [Game 2], and at Oral Roberts, 4-30-21
 Strikeouts: 1, three times (last: at Oral Roberts, 4-30-21)
 Doubles Allowed: 1, at Oral Roberts, 4-30-21
 Triples Allowed: 1, vs. Kansas, 2-21-21
 Home Runs Allowed: 1, three times (last: at Oral Roberts, 4-30-21)
 Wild Pitches: 2, at Oral Roberts, 4-30-21, and at North Dakota State, 5-16-21
 Putouts: N/A
 Assists: N/A
 Errors: N/A



CARTER PETRON
6-1, 180, Fr.
Left-Handed Pitcher
Rice, Minnesota
Royalton H.S.

SEASON/CAREER HIGHS

Innings Pitched: 1.0, vs. Dakota Wesleyan, 4-19-22
 Hits Allowed: 4, vs. Purdue, 2-19-22 [Game 2]
 Runs Allowed: 6, vs. Purdue, 2-19-22 [Game 2]
 Earned Runs Allowed: 6, vs. Purdue, 2-19-22 [Game 2]
 Bases on Balls: 1, vs. Purdue, 2-19-22 [Game 2]
 Hit Batters: 1, vs. Purdue, 2-19-22 [Game 2]
 Strikeouts: 1, vs. Dakota Wesleyan, 4-19-22
 Doubles Allowed: 1, vs. Purdue, 2-19-22 [Game 2]
 Triples Allowed: N/A
 Home Runs Allowed: N/A
 Wild Pitches: N/A
 Putouts: N/A
 Assists: N/A
 Errors: N/A

2022 JACKRABBIT BASEBALL SEASON/CAREER HIGHS



BROCK RINEHART
5-10, 190, R-Fr.
Catcher
Woodbury, Minnesota
Woodbury H.S.

SEASON HIGHS

At-Bats: 1, four times (last: at Northwestern State, 3-19-22 [Game 2])
Runs: N/A
Hits: N/A
RBIs: N/A
Doubles: N/A
Triples: N/A
Home Runs: N/A
Total Bases: N/A
Bases on Balls: N/A
Hit By Pitch: N/A
Strikeouts: 1, four times (last: at Northwestern State, 3-19-22 [Game 2])
Stolen Bases: N/A
Sacrifice Bunts: N/A
Sacrifice Flies: N/A
Putouts: 1, vs. Dakota Wesleyan, 4-19-22
Assists: N/A
Errors: N/A



JORDAN SAGEDAHL
6-2, 190, So.
Infielder
Olivia, Minnesota
BOLD H.S.

SEASON HIGHS – BATTING/FIELDING

At-Bats: 5, three times (last: vs. St. Thomas, 5-15-22 [Game 2])
Runs: 2, vs. Western Illinois, 4-10-22, and vs. St. Thomas, 5-15-22 [Game 1]
Hits: 2, three times (last: vs. St. Thomas, 5-15-22 [Game 1])
RBIs: 2, at Central Arkansas, 3-5-22 [Game 2]
Doubles: 1, six times (last: vs. St. Thomas, 5-15-22 [Game 1])
Triples: N/A
Home Runs: 1, three times (last: vs. St. Thomas, 5-15-22 [Game 1])
Total Bases: 6, vs. St. Thomas, 5-15-22 [Game 1]
Bases on Balls: 1, 11 times (last: vs. St. Thomas, 5-15-22 [Game 1])
Hit By Pitch: 1, three times (last: vs. Western Illinois, 4-10-22)
Strikeouts: 3, vs. North Dakota State, 4-29-22, and vs. St. Thomas, 5-15-22 [Game 2]
Stolen Bases: 1, at St. Thomas, 4-3-22 [Game 1], and vs. St. Thomas, 5-15-22 [Game 2]
Sacrifice Bunts: N/A
Sacrifice Flies: N/A
Putouts: 5, at Northern Colorado, 4-15-22
Assists: 5, vs. North Dakota State, 4-29-22
Errors: 2, at St. Thomas, 4-2-22

SEASON HIGHS – PITCHING

Innings Pitched: 0.2, at Wichita State, 3-13-22
Hits Allowed: N/A
Runs Allowed: N/A
Earned Runs Allowed: N/A


Bases on Balls: N/A
Hit Batters: N/A
Strikeouts: 1, at Wichita State, 3-13-22
Doubles Allowed: N/A
Triples Allowed: N/A
Home Runs Allowed: N/A
Wild Pitches: N/A

CAREER HIGHS – BATTING/FIELDING

At-Bats: 5, four times (last: vs. St. Thomas, 5-15-22 [Game 2])
Runs: 3, at Northern Colorado, 2-26-21
Hits: 2, six times (last: vs. St. Thomas, 5-15-22 [Game 1])
RBIs: 3, at Western Illinois, 3-28-21
Doubles: 1, seven times (last: vs. St. Thomas, 5-15-22 [Game 1])
Triples: N/A
Home Runs: 1, four times (last: vs. St. Thomas, 5-15-22 [Game 1])
Total Bases: 6, vs. St. Thomas, 5-15-22 [Game 1]
Bases on Balls: 1, 20 times (last: vs. St. Thomas, 5-15-22 [Game 1])
Hit By Pitch: 2, vs. Kansas, 2-20-21
Strikeouts: 3, three times (last: vs. St. Thomas, 5-15-22 [Game 2])
Stolen Bases: 1, at St. Thomas, 4-3-22 [Game 1], and vs. St. Thomas, 5-15-22 [Game 2]
Sacrifice Bunts: 1, vs. Oral Roberts, 5-21-21
Sacrifice Flies: 1, at Omaha, 3-19-21 [Game 1], and at North Dakota State, 5-15-21
Putouts: 5, at Northern Colorado, 4-15-22
Assists: 5, vs. North Dakota State, 4-29-22
Errors: 2, at St. Thomas, 4-2-22

CAREER HIGHS – PITCHING

Innings Pitched: 1.0, at North Dakota State, 5-16-21
Hits Allowed: N/A
Runs Allowed: N/A
Earned Runs Allowed: N/A
Bases on Balls: 2, at North Dakota State, 5-16-21
Hit Batters: N/A
Strikeouts: 1, at Wichita State, 3-13-22
Doubles Allowed: N/A
Triples Allowed: N/A
Home Runs Allowed: N/A
Wild Pitches: N/A



DAGEN SCHRAMM
6-0, 170, R-Fr.
Catcher
Sioux Falls, South Dakota
Washington H.S.

SEASON HIGHS

At-Bats: 1, three times (last: vs. Dakota Wesleyan, 4-19-22)
Runs: 1, at Northwestern State, 3-19-22 [Game 2]
Hits: N/A
RBIs: 1, at Northwestern State, 3-19-22 [Game 2]
Bases on Balls: 1, vs. Dakota Wesleyan, 4-19-22
Hit By Pitch: 1, at Northwestern State, 3-19-22 [Game 2]
Strikeouts: 1, three times (last: vs. Dakota Wesleyan, 4-19-22)
Putouts: 4, vs. Dakota Wesleyan, 4-19-22
Assists: N/A
Errors: N/A

2022 JACKRABBIT BASEBALL SEASON/CAREER HIGHS




LOGAN SMITH
5-10, 185, So.
Right-Handed Pitcher
Grimes, Iowa
Dallas-Center Grimes H.S.

SEASON HIGHS

No 2022 statistics

CAREER HIGHS

Innings Pitched: 1.2, at Kansas State, 3-9-21
 Hits Allowed: 4, at Kansas State, 3-9-21
 Runs Allowed: 4, at Kansas State, 3-9-21
 Earned Runs Allowed: 3, three times (last: at Evansville, 4-4-21)
 Bases on Balls: 2, four times (last: at North Dakota State, 5-16-21)
 Hit Batters: 1, at SIU-Edwardsville, 3-5-21
 Strikeouts: 1, at Evansville, 4-4-21, and at North Dakota State, 5-16-21
 Doubles Allowed: 1, at Evansville, 4-4-21
 Triples Allowed: N/A
 Home Runs Allowed: 2, at Kansas State, 3-9-21
 Wild Pitches: N/A
 Putouts: N/A
 Assists: N/A
 Errors: N/A



ELI SUNDQUIST
6-1, 185, Jr.
Right-Handed Pitcher
Chisholm, Minnesota
Chisholm H.S.

SEASON HIGHS

No 2022 statistics

CAREER HIGHS


Innings Pitched: 4.0, at UTRGV, 2-29-20 [Game 2]
 Hits Allowed: 4, three times (last: at Kansas State, 3-10-20)
 Runs Allowed: 3, four times (last: at North Dakota State, 5-15-21)
 Earned Runs Allowed: 3, four times (last: at North Dakota State, 5-15-21)
 Bases on Balls: 4, at North Dakota State, 5-15-21
 Hit Batters: 1, four times (last: vs. Oral Roberts, 5-22-21)
 Strikeouts: 8, at UTRGV, 2-29-20 [Game 2]
 Doubles Allowed: 1, three times (last: vs. Oral Roberts, 5-22-21)
 Triples Allowed: N/A
 Home Runs Allowed: 1, four times (last: vs. Oral Roberts, 5-22-21)
 Wild Pitches: 2, at Western Illinois, 3-27-21, and at Evansville, 4-3-21 [Game 1]
 Putouts: 1, at Kansas State, 3-10-20, and at Northern Colorado, 2-27-21 [Game 1]
 Assists: 1, four times (last: at North Dakota State, 5-15-21)
 Errors: N/A



CADE STUFF
6-0, 190, Jr.
Infielder
Great Falls, Montana
Charles M. Russell H.S.
Miles CC (Mont.)

SEASON/CAREER HIGHS

At-Bats: 3, vs. Purdue, 2-18-22, and at Incarnate Word, 2-24-22
 Runs: N/A
 Hits: N/A
 RBIs: 1, at Incarnate Word, 2-25-22 [Game 1]
 Doubles: N/A
 Triples: N/A
 Home Runs: N/A
 Total Bases: N/A
 Bases on Balls: 1, at Incarnate Word, 2-25-22 [Game 1]
 Hit By Pitch: N/A
 Strikeouts: 3, vs. Purdue, 2-18-22
 Stolen Bases: N/A
 Sacrifice Bunts: N/A
 Sacrifice Flies: N/A
 Putouts: 5, at Incarnate Word, 2-24-22
 Assists: 2, vs. Purdue, 2-18-22, and at Incarnate Word, 2-25-22 [Game 1]
 Errors: N/A



DANE TOMAN
6-1, 175, Fr.
Right-Handed Pitcher
Bellevue, Nebraska
Bellevue West H.S.

SEASON/CAREER HIGHS

Innings Pitched: 2.1, vs. Dakota Wesleyan, 4-19-22
 Hits Allowed: 5, at Minnesota, 3-2-22
 Runs Allowed: 3, at Wichita State, 3-13-22
 Earned Runs Allowed: 3, at Wichita State, 3-13-22
 Bases on Balls: 2, at Wichita State, 3-13-22, and vs. Dakota Wesleyan, 4-19-22
 Hit Batters: 1, at Oral Roberts, 3-26-22
 Strikeouts: 4, vs. Dakota Wesleyan, 4-19-22
 Doubles Allowed: 1, three times (last: vs. St. Thomas, 5-14-22)
 Triples Allowed: N/A
 Home Runs Allowed: 1, at Minnesota, 3-2-22, and at Wichita State, 3-13-22
 Wild Pitches: 1, vs. Purdue, 2-19-22 [Game 1], and at Northern Colorado, 4-16-22
 Putouts: N/A
 Assists: 1, vs. Purdue, 2-19-22 -Game 1], and vs. Western Illinois, 4-9-22 [Game 2]
 Errors: N/A