



# JACKRABBIT BASEBALL

## South Dakota State University Athletics

Jackrabbit Athletic Communications • 2820 HPER Center • Brookings, SD 57007-1497  
**Baseball Contact/Assistant AD Athletic Communications:** Jason Hove •  
**E-mail:** Jason.Hove@sdstate.edu • **Office Phone:** (605) 688-4623 • **Mobile:** (605) 695-1827  
**Twitter:** @GoJacksBaseball • **Website:** www.GoJacks.com

### PROBABLE STARTING LINEUP

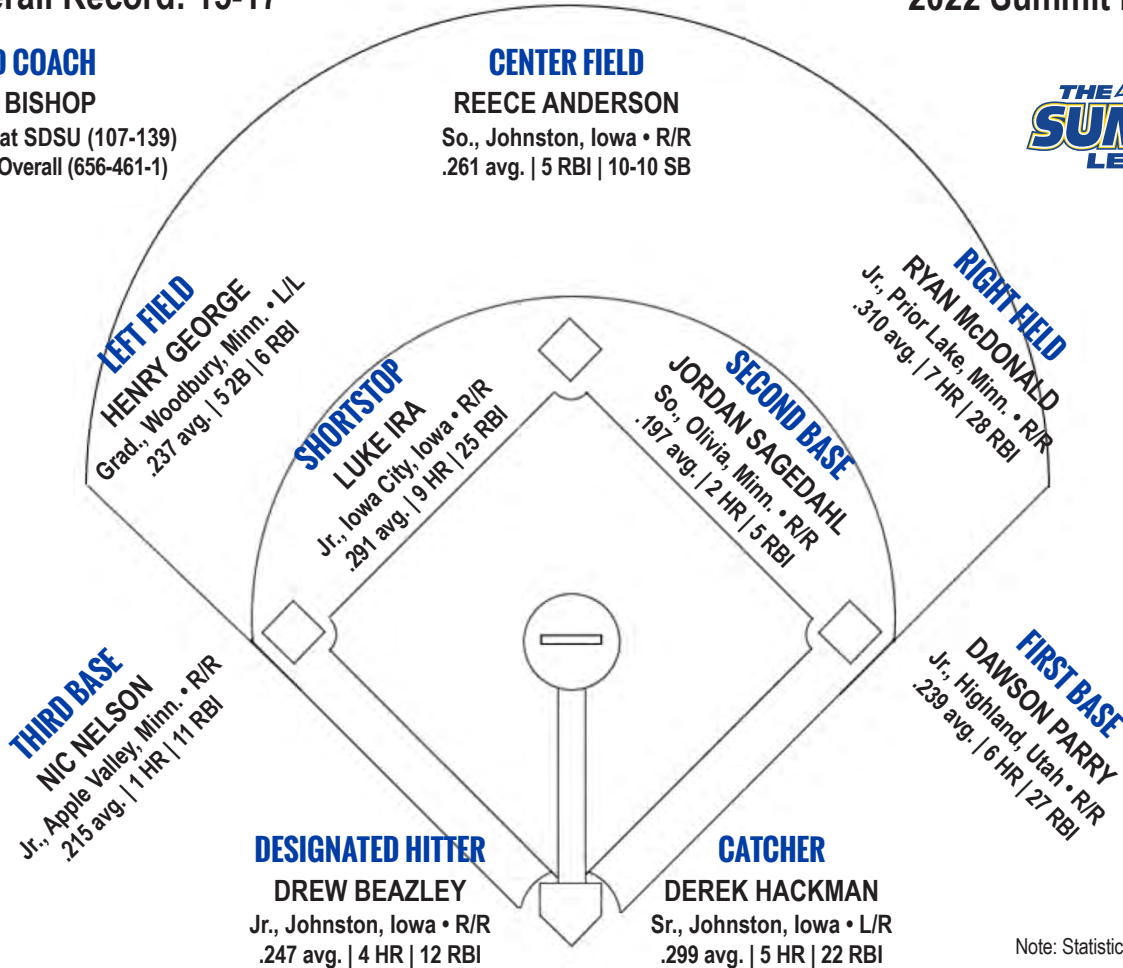
2022 Overall Record: 15-17

2022 Summit Record: 7-5

#### HEAD COACH

**ROB BISHOP**

Sixth Season at SDSU (107-139)  
 22nd Season Overall (656-461-1)



Note: Statistics from 2022 season


### PROBABLE STARTER

#### AT MINNESOTA

Tuesday, April 26 • X p.m.

#### BRADY HAWKINS

R-Fr. • RHP • Mitchell, S.D.



- 1-0 record
- 2.45 ERA
- 5 K, 2 BB in 3.2 IP
- Last Start:**  
3.2 IP, 3 H, 1 R, 1 ER, 5 K, 2 BB (win 4/19 vs. Dakota Wesleyan)

### OTHER PITCHING LEADERS

#### RELIEF PITCHER

Right-Hander

#### RYAN BOURASSA

Jr. • West Fargo, N.D.




- 2-2 record, 3 saves
- 2.08 ERA in 11 appearances
- 43 K, 17 BB in 30.1 IP
- .150 opponent batting avg.
- Last Three Outings:**  
4.2 IP, 4 H, 3 R, 2 ER, 6 K, 4 BB (1-0 record)

#### RELIEF PITCHER

Left-Hander

#### BRET BARNETT

Sr. • Indianola, Iowa



- 0-1 record
- 2.33 ERA in 10 appearances
- 33 K's, 8 BB in 19.1 IP
- .197 opponent batting avg.
- Last Three Outings:**  
5.2 IP, 4 H, 0 R, 11 K, 3 BB (3 saves)

## 2022 SCHEDULE

### FEBRUARY

18	vs. Purdue [at Sugar Land, Texas]	L, 4-5
19	vs. Purdue [DH-at Sugar Land, Texas]	L, 1-11/L, 3-14
20	vs. Purdue [at Sugar Land, Texas]	L, 7-10
24	at Incarnate Word	L, 7-10
25	at Incarnate Word [DH]	W, 6-4/L, 0-1

### MARCH

2	at Minnesota [at U.S. Bank Stadium]	W, 7-5
4	at Central Arkansas	L, 3-5
5	at Central Arkansas [DH]	L, 0-5/W, 9-1
6	at Central Arkansas	canceled
9	at Creighton	canceled
11	at Wichita State	L, 2-5
12	at Wichita State	W, 4-2
13	at Wichita State	L, 7-19
17	at Northwestern State (La.)	W, 16-2
18	at Northwestern State (La.)	L, 2-6
19	at Northwestern State (La.) [DH]	W, 4-2/L, 9-13
23	at Nebraska	canceled
25	*at Oral Roberts	[14 inn.] L, 4-5
26	*at Oral Roberts	[7 inn.] L, 1-13
27	*at Oral Roberts	L, 7-10
30	at Creighton	postponed

### APRIL

2	*at St. Thomas	W, 5-3
3	*at St. Thomas [DH]	W, 2-1/W, 6-1
5	DAKOTA WESLEYAN	postponed
9	*WESTERN ILLINOIS [DH]	W, 4-3/L, 2-5
10	*WESTERN ILLINOIS	[7 inn.] W, 12-1
12	NORTHWESTERN (Iowa)	canceled
15	*at Northern Colorado	W, 8-7
16	*at Northern Colorado	W, 5-2
17	*at Northern Colorado	L, 3-12
19	DAKOTA WESLEYAN	[7 inn.] W, 17-1
20	BRIAR CLIFF	[7 inn.] W, 13-2
26	at Minnesota [at Siebert Field]	6 p.m.
29	*NORTH DAKOTA STATE	3 p.m.
30	*NORTH DAKOTA STATE	1 p.m.

### MAY

1	*NORTH DAKOTA STATE	1 p.m.
6	*at Omaha	6 p.m.
7	*at Omaha	6 p.m.
8	*at Omaha	1 p.m.
13	*ST. THOMAS	3 p.m.
14	*ST. THOMAS	1 p.m.
15	*ST. THOMAS	1 p.m.
19	*ORAL ROBERTS	3 p.m.
20	*ORAL ROBERTS	1 p.m.
21	*ORAL ROBERTS	1 p.m.
25-28	at Summit League Baseball Championship (Tulsa, Okla. – if qualified)	

\*Summit League game

Home games in CAPS

DH denotes doubleheader

All start times Central Time unless noted otherwise

# Jackrabbits make return trip to Minnesota

Athletic Communications Contact: Jason Hove

April 25, 2022

**BROOKINGS, S.D.** — The South Dakota State baseball team is scheduled to wrap up a string of three consecutive games against nonconference opponents Tuesday as it makes a third trip of the season to the Twin Cities to take on Minnesota.

Due to cold temperatures in the forecast, the scheduled start time has been moved ahead. First pitch is now set for 3 p.m. at Siebert Field on the University of Minnesota campus. Video coverage of Tuesday's game is slated to be available online through Big Ten Network Plus.

The Jackrabbits, who posted 10-run wins against lower-division foes Dakota Wesleyan and Briar Cliff last week, enter the matchup with a 15-17 overall record. SDSU has won nine of its 11 games during the month of April, starting with a three-game sweep of Summit League rival St. Thomas April 2-3 in St. Paul.

Minnesota, meanwhile, holds an 11-26 overall record after dropping two of three games at home this past weekend to Big Ten rival Penn State. The Golden Gophers have dropped six of their last seven games, although their one victory over the weekend marked legendary head coach John Anderson's 600th Big Ten win — the most all-time.

**THE SERIES:** Tuesday's game against Minnesota will mark the 52nd time SDSU and the Golden Gophers have met on the baseball diamond. Minnesota leads the all-time series, which dates back to 1947, by a 37-14 count.

The Jackrabbits have won each of the last two meetings, starting by ending a seven-game losing streak to their neighbors to the east by posting a 10-8 victory on March 4, 2020. That was one of the teams' final games before the remainder of the season was canceled due to the COVID-19 pandemic.

SDSU's latest victory over the Golden Gophers came earlier this season. In their March 2 meeting at U.S. Bank Stadium, the Jackrabbits jumped out to a 5-0 first-inning lead and held on for a 7-5 victory. Drew Beazley capped the early outburst with a three-run home run after a run-scoring infield single by Derek Hackman and RBI groundout off the bat of Jamie Berg.

Four freshman pitchers combined to throw the first seven innings for the Jackrabbits. Dane Toman worked the first two innings, while Reece Arbogast followed with two shutout innings to be credited with the victory. Joe Husak and Alex Clemons also saw action on the mound before Bret Barnett closed out the Jackrabbit victory with a perfect ninth inning.

Hackman was 3-for-4 to lead the Jackrabbits' 11-hit attack, with Beazley and Henry George each adding two hits.

**SHORT HOPS:** Following are some quick Jackrabbit notes entering this week's slate of games:

- The Jackrabbits have homered in 15 straight games. It is the longest stretch of games with a home run since a program-record 16-game streak from April 20-May 9, 2009.

- SDSU's 38 home runs so far this season are the most by a Jackrabbit team since the 2010 squad hit a school-record 84 round-trippers.

- The Jackrabbits set a season high for hits in back-to-back games last week. SDSU tallied 15 hits against Dakota Wesleyan and 16 the next day (April 20) versus Briar Cliff.

- Dawson Parry and Ryan McDonald have each hit two grand slams this season. McDonald's latest grand slam capped a seven-run third inning in the Jackrabbits' April 19 win over Dakota Wesleyan.

- Parry has hit safely in seven games in a row, during which he is batting .448 (13-for-29) with four home runs and 15 runs batted in.

- Derek Hackman has scored seven times over the last two games and 12 times in the last five contests.

- Drew Beazley has reached base safely in 15 games in a row and also has a seven-game hit streak.

- SDSU shortstop Luke Ira has extended his streak of consecutive games started to 101, which dates back to late in the 2019 season. Ira has made 80 straight starts and a total of 82 starts at shortstop during his current streak, while also starting 17 games at second base and two at third base.

- Ira has moved into 10th place in career assists at SDSU with 318.

## THE SUMMIT LEAGUE

### 2022 PRESEASON POLL

1. Oral Roberts (6)	36
2. North Dakota State (1)	31
3. Omaha	24
4. South Dakota State	23
5. Northern Colorado	13
6. Western Illinois	12
7. St. Thomas	8

Notes: First-place votes in parentheses; Northern Colorado and St. Thomas (Minn.) are new members of The Summit League for baseball in 2022

### 2022 STANDINGS

SCHOOL	OVERALL	CONF.
North Dakota State	24-12	12-3
Omaha	19-18	10-5
Oral Roberts	22-15	7-5
South Dakota State	15-17	7-5
Northern Colorado	10-28	6-9
St. Thomas	10-22	4-8
Western Illinois	4-32	2-13

Thru games played April 24, 2022



### MISCELLANEOUS STATS

#### MULTI-HIT GAMES

Luke Ira	9	<b>LONGEST ACTIVE HITTING STREAKS</b>	
Ryan McDonald	9	Drew Beazley	7
Henry George	7	Dawson Parry	7
Derek Hackman	7	Derek Hackman	6
Nic Nelson	6	Reece Anderson	4
Dawson Parry	6	Henry George	4

#### MULTI-RBI GAMES

Ryan McDonald	8	<b>ACTIVE REACHED BASE STREAKS</b>	
Derek Hackman	7	Ryan McDonald	21
Luke Ira	7	Drew Beazley	15
Dawson Parry	6	Reece Anderson	8
Drew Beazley	3	Dawson Parry	7
Nic Nelson	3	Henry George	6
Owen Bishop	2	Derek Hackman	6
		Jordan Sagedahl	6

• SDSU hurlers have given up two earned runs or less in eight of 11 games during the month of April.

• Redshirt freshman right-hander Brady Hawkins made his collegiate debut in the win over Dakota Wesleyan on April 19. Hawkins struck out five and walked two in allowing one run in 3 2/3 innings as the Jackrabbits' starting pitcher.

**PRESEASON POLL:** South Dakota State has been picked to finish fourth in the 2022 Summit League baseball race, according to a poll conducted among the league's seven coaches that was announced in February.

Defending regular season champion Oral Roberts grabbed the top spot in the poll with six first-place votes and 36 points, followed by 2021 tournament champion North Dakota State with 31 points and one first-place vote.

Omaha edged the Jackrabbits for third place by one point, 24-23, while new affiliate member Northern Colorado placed fifth with 13 points. Western Illinois (12 points) and Summit League newcomer St. Thomas (8 points) rounded out the poll.

The top four teams will advance to the Summit League Baseball Championship May 25-28 in Tulsa, Oklahoma. SDSU has qualified for the league tournament in 11 of 12 seasons it has been eligible for postseason play.

In addition, infielder Luke Ira was named as a Summit League Player to Watch and redshirt sophomore right-hander Nic McCay was tabbed as a Summit League Pitcher to Watch.

A junior from Iowa City, Iowa, Ira took over starting duties at shortstop last season and led the team with 48 hits and 11 doubles while starting all 47 games. Ira contributed three home runs and also ranked second on the squad with a .268 batting average and 23 RBIs.

McCay makes a return to the Jackrabbits' starting rotation after sitting out the past two seasons due to injury. A native of Carlisle, Iowa, McCay was a Freshman All-America selection by *Collegiate Baseball* in 2019 after compiling a 6-1 record with a 4.08 earned run average in 14 starts. He struck out 83 batters in 79 1/3 innings that season.

**SUMMIT LEAGUE SUCCESS:** South Dakota State has been a consistent winner in The Summit League since it became a league member more than a decade ago. Now in its 14th season as a member of The Summit League, the Jackrabbits have compiled a 196-161 (.549 winning percentage) record in regular season conference games. SDSU has posted a .500 or better record in league play nine times and has qualified for the four-team postseason tournament 11 out of the 12 years it has been eligible.

The Jackrabbits shared a Summit League regular season title in 2010 and won the Summit postseason tournament in 2013.

**TOP CATCHING TANDEM:** South Dakota State's Derek Hackman and Ryan McDonald have provided plenty of offensive pop and solid defense from the catching position during the 2022 campaign.

The team's regular starting catcher, the left-handed hitting Hackman has been a consistent offensive performer for the Jackrabbits each of the past two seasons.

A senior from Johnston, Iowa, Hackman has reached base safely in 27 of 32 games this season and shares the team lead with 26 runs scored while ranking second in on-base percentage (.419) and fourth in both home runs (5) and runs batted in (22). Hackman tied a single-game career high with four runs batted in against Incarnate Word on Feb. 24.

In 2021, Hackman was a second-team all-Summit League selection after posting team highs with a .319 batting average, eight home runs and 31 runs scored.

Hackman has moved into the Jackrabbit career top 10 in a pair of categories during his senior season. His 104 career walks currently stand sixth, while his 899 career putouts rank seventh.

When not catching, McDonald has been the Jackrabbits' primary right fielder in 2022. He was honored as Summit League Baseball Player of the Week March 14 after hitting .600 (6-for-10) during a weekend series at Wichita State.

McDonald has continued his hitting prowess since the Wichita State series by reaching base safely in 21 consecutive games, including a March 17 game at Northwestern State (La.) in which he went 3-for-5 with a triple, grand slam and career-high seven RBIs.

A junior from Prior Lake, Minnesota, McDonald currently leads the team with a .310 batting average, 10 doubles, .640 slugging percentage, .430 on-base percentage and 28 RBIs. He also ranks second on the squad with seven home runs.

## COACH BISHOP

### AT HURON UNIVERSITY

- 38-18 record in one season (2000)

### AT MILES CITY COMMUNITY COLLEGE

- 377-151 in 10 seasons (2001-10)

### AT MONTANA STATE-BILLINGS

- 134-153-1 in six seasons (2011-16)

### AT SOUTH DAKOTA STATE

- 107-139 in six seasons (2017-present)
- \* 26-24 in 2017
- \* 18-32 in 2018
- \* 28-22 in 2019
- \* 5-12 in 2020
- \* 15-32 in 2021
- \* 15-17 in 2022

### CAREER TOTALS

- 656-461-1 in 22 seasons (2000-present)

## 2022 TEAM GAME HIGHS

### TEAM – BATTING

**AT-BATS:** 48, at Oral Roberts, 3-25-22

**RUNS SCORED:** 17, vs. Dakota Wesleyan, 4-19-22

**HITS:** 16, vs. Briar Cliff, 4-20-22

**RUNS BATTED IN:** 16, vs. Dakota Wesleyan, 4-19-22

**DOUBLES:** 5, at Wichita State, 3-12-22

**TRIPLES:** 1, at Northwestern State, 3-17-22

**HOME RUNS:** 4, vs. Western Illinois, 4-10-22

**TOTAL BASES:** 27, vs. Dakota Wesleyan, 4-19-22

**BASES ON BALLS:** 11, vs. Dakota Wesleyan, 4-19-22

**STRIKEOUTS:** 16, at Central Arkansas, 3-4-22, and at Oral Roberts, 3-27-22

**STOLEN BASES:** 3, four times (last: at St. Thomas,

**SACRIFICE BUNTS:** 1, six times (last: at St. Thomas, 4-3-22 [Game 1])

**SACRIFICE FLIES:** 2, at Northwestern State, 3-17-22, and at St. Thomas, 4-2-22

**HIT BY PITCH:** 8, at Northwestern State, 3-17-22

**RUNNERS LEFT ON BASE:** 14, vs. Purdue, 2-20-22

**HIT INTO DOUBLE PLAY:** 2, four times (last: vs. Briar Cliff, 4-20-22)

### TEAM – FIELDING

**PUTOUTS:** 41, at Oral Roberts, 3-25-22

**ASSISTS:** 15, at Wichita State, 3-12-22

**ERRORS:** 6, vs. Purdue, 2-19-22 [Game 1]

**DOUBLE PLAYS:** 2, three times (last: at Central Arkansas, 3-5-22 [Game 1])

### TEAM – PITCHING

**MOST RUNS ALLOWED:** 19, at Wichita State, 3-13-22

**FEWEST RUNS ALLOWED:** 1, five times (last: vs. Dakota Wesleyan, 4-19-22)

**MOST WALKS ALLOWED:** 10, at Wichita State, 3-13-22

**FEWEST WALKS ALLOWED:** 0, vs. Western Illinois, 4-10-22

**STRIKEOUTS:** 18, at Oral Roberts, 3-25-22

**MOST HITS ALLOWED:** 14, at Incarnate Word, 2-24-22, and at Wichita State, 3-13-22

**HOME RUNS ALLOWED:** 3, at Wichita State, 3-13-22

**WILD PITCHES:** 5, at Minnesota, 3-2-22

**HIT BATTERS:** 4, vs. Purdue, 2-19-22 [Game 1]

**BOURASSA CONTINUES RECORD PACE:** Junior right-hander Ryan Bourassa has picked up right where he left off in the strikeout department during the first half of the 2022 season.

Thus far during the 2022 season, Bourassa has tallied 43 strikeouts in only 30 1/3 innings over 11 appearances. Each of his first seven appearances covered at least two frames, including in the first game of a Feb. 25 doubleheader at Incarnate Word, in which he recorded a four-inning save.

Bourassa turned in the most dominant performance of his Jackrabbit career March 25 at Oral Roberts as he tossed six shutout innings of relief in a no-decision, notching a career-high 12 strikeouts. He fanned the side in order in both the eighth and 11th innings, and allowed only one hit and one walk for a Jackrabbit squad that eventually dropped a 5-4 decision in 14 innings.

A native of West Fargo, North Dakota, Bourassa began the 2021 campaign in the starting rotation, but made a seamless transition to the bullpen midway through the year and responded by striking out 65 batters in only 42 1/3 innings to set an SDSU single-season record with an average of 13.82 K's per nine innings pitched.

Bourassa also now holds the SDSU career mark for strikeouts per nine innings after passing the 60-inning threshold in his March 25 appearance. His 108 strikeouts in 72 2/3 innings equate to 13.38 K's per full game.

**BARNETT, TOO:** Senior left-hander Bret Barnett also has displayed big-time strikeout ability during his Jackrabbit career, recording an average of well over a strikeout an inning.

After striking out 33 batters and walking only eight in a combined 19 1/3 innings of relief over 10 appearances so far this season, the native of Indianola, Iowa, has notched 134 strikeouts in 100 2/3 career innings for a ratio of 11.98 strikeouts per nine innings that currently ranks as the second-highest in program history.

He struck out six batters over three innings in the first game of a March 19 doubleheader at Northwestern State, notching his first three K's of the outing in succession after entering the game in the bottom of the fifth inning with the bases loaded and nobody out. Barnett matched that strikeout total in another three-inning save April 16 at Northern Colorado.

The save was his second of the series and 17th of his career, solidifying his hold on third place on the SDSU career charts. He also has moved into sole possession of sixth place in career appearances for the Jackrabbits with 69, passing both Shane Kraemer (66 appearances from 2010-13) and Andrew Clemen (66 appearances from 2013-16) in recent weeks.

Barnett is currently replicating the dominance he displayed during an all-league 2019 season in which he posted a 5-1 record and seven saves, while turning in a 1.31 ERA over 20 relief appearances. Last season, Barnett tallied a pair of saves and struck out 36 batters in 24 1/3 innings en route to a 1-2 mark.

**EARLY OUTBURSTS:** Twice during the month of March, South Dakota State put five runs on the board in the first inning of a game.

The first occurrence came in a March 2 game at Minnesota and was highlighted by a three-run home run from Drew Beazley. The Jackrabbits duplicated the feat in the second game of a March 5 doubleheader at Central Arkansas. Two-run doubles by Derek Hackman and Jordan Sagedahl were followed by an RBI double from Reece Anderson.

Those two five-run outbursts match the most runs scored by the Jackrabbits in the initial inning of a game under head coach Rob Bishop (since 2017). SDSU has scored five times in the first inning on five occasions, including in a May 20, 2021 game versus Oral Roberts.

**TAKING ONE (OR EIGHT) FOR THE TEAM:** South Dakota State set a new program record in the Division I era when Jackrabbit hitters were hit by pitches a total of eight times in the March 17 series opener at Northwestern State.

Nic Nelson and Derek Hackman were each plunked twice in the 16-2 Jackrabbit victory, while Reece Anderson, Henry George, Adam Benes and Ryan McDonald were each awarded one free pass. SDSU batters have been hit by a pitch a total of 43 times so far this season.

## QUICK FACTS

**NAME OF SCHOOL:** South Dakota State University  
**CITY/ZIP:** Brookings, SD 57007  
**ENROLLMENT:** 12,465 (fall 2021)  
**COLORS:** Yellow and Blue  
**HOME STADIUM:** Erv Huether Field (600 capacity)  
**PRESIDENT:** Dr. Barry H. Dunn  
**ATHLETIC DIRECTOR:** Justin Sell  
**2021 OVERALL RECORD:** 15-32  
**2021 SUMMIT LEAGUE RECORD:** 9-19 (fourth place)  
**HOME RECORD:** 6-6  
**AWAY/NEUTRAL RECORD:** 8-22/1-4  
**POSITION STARTERS RETURNING/LOST:** 8/1  
**ALL-TIME RECORD:** 1,378-1,142-5  
**FIRST YEAR OF BASEBALL:** 1947  
**NCAA DIVISION I POSTSEASON APPEARANCES:** One/2013  
**NCAA DIVISION II POSTSEASON APPEARANCES:** Nine (last in 1995)

## 2022 INDIVIDUAL GAME HIGHS

### BATTING

**AT-BATS:** 6, five times  
**RUNS SCORED:** 4, by Derek Hackman, vs. Briar Cliff, 4-20-22)  
**HITS:** 3, 19 times (last: by Derek Hackman and Reece Anderson, vs. Briar Cliff, 4-20-22)  
**RUNS BATTED IN:** 7, by Ryan McDonald, at Northwestern State, 3-17-22  
**DOUBLES:** 3, by Drew Beazley, at Incarnate Word, 2-25-22 [Game 1]  
**TRIPLES:** 1, by Ryan McDonald, at Northwestern State, 3-17-22  
**HOME RUNS:** 1, 38 times  
**TOTAL BASES:** 8, by Ryan McDonald, at Northwestern State, 3-17-22  
**BASES ON BALLS:** 3, five times (last: by Luke Ira, vs. Dakota Wesleyan, 4-19-22)  
**STRIKEOUTS:** 3, 15 times  
**STOLEN BASES:** 2, three times (last: by Luke Ira, at St. Thomas, 4-3-22 [Game 1])  
**SACRIFICE BUNTS:** 1, six times  
**SACRIFICE FLIES:** 2, by Derek Hackman, at St. Thomas, 4-2-22  
**HIT BY PITCH:** 2, three times (last: by Drew Beazley, at Northwestern State, 3-18-22)

### FIELDING

**PUTOUTS:** 17, by Derek Hackman, vs. Oral Roberts, 3-25-22  
**ASSISTS:** 8, by Nic Nelson, at Wichita State, 3-12-22  
**ERRORS:** 2, five times

### PITCHING

**INNINGS PITCHED:** 8.1, by Owen Bishop, at St. Thomas, 4-3-22 [Game 2]  
**RUNS ALLOWED:** 7, three times (last: by Cody Carlson, at Oral Roberts, 3-26-22)  
**STRIKEOUTS:** 12, by Ryan Bourassa, at Oral Roberts, 3-25-22  
**MOST WALKS ALLOWED:** 6, by Ryan Bourassa, at Central Arkansas, 3-4-22  
**HIT BATTERS:** 3, by Cody Carlson, vs. Purdue, 2-19-22 [Game 1]

The previous single-game record of six hit batters was set on three occasions, the most recent being Feb. 28, 2021, at Northern Colorado.

**COACH BISHOP:** Rob Bishop, who has guided college baseball teams to more than 600 victories, was named head baseball coach at South Dakota State University on Aug. 1, 2016. Bishop is the ninth head coach in program history and the fourth in the Division I era of Jackrabbit baseball.

Through five-plus seasons with the Jackrabbits, Bishop holds a 107-139 record at SDSU, including a 67-59 mark in Summit League regular season games. He recorded his 100th win with the Jackrabbits on April 3, 2022, as SDSU posted a 2-1 victory at St. Thomas.

In his first season, Bishop's 2017 squad returned to the winning side of the ledger with a 26-24 overall mark, including an 18-12 record for a third-place finish in The Summit League standings. SDSU won its opening-round game in the Summit League Baseball Championship, 6-5, over second-seeded North Dakota State.

In 2018, SDSU overcame a slow start to post a winning record in Summit League play at 14-13 and went on to reach the title game of the Summit League Baseball Championship. The Jackrabbits finished with an 18-32 overall record during a campaign in which they played only six home games.

SDSU bounced back in 2019, posting a 28-22 overall record that included a second-place mark of 19-10 in Summit League play. The Jackrabbits won or split nine of the 10 league series in regular season play en route to making an appearance in the four-team Summit League Baseball Championship for the 10th time in 11 years.

The 2020 season was canceled just before the start of Summit League play, with SDSU posting a 5-12 record in the first month of the season. The Jackrabbits recorded wins at Minnesota, Air Force and Kansas State the final week of the pandemic-shortened campaign.

When play resumed in the spring of 2021, the Jackrabbits posted a 15-32 overall record and suffered their first losing season in league play since 2016, but managed to earn the fourth and final spot in the Summit League Baseball Championship. In the conference tournament, the Jacks staved off elimination with a shutout victory over host Omaha before falling in 11 innings to regular season champion Oral Roberts.

Overall, Bishop holds a 656-461-1 record (.587 winning percentage) as a collegiate head coach. He earned his 600th career victory in the Jackrabbits' 8-6 victory at UA Little Rock on March 10, 2019.

Individually, Jackrabbit players have been honored as all-Summit League performers 20 times during Bishop's tenure, including eight all-league selections in 2019. Utility player Nick Smith was honored for the third consecutive season, while shortstop Gus Steiger and starting pitcher Tyler Olmstead were repeat selections in 2019.

In addition, Bishop has mentored a handful of Jackrabbit players who have pursued professional careers. Catcher Luke Ringhofer was selected in the 22nd round of the 2017 Major League Baseball Draft by the Baltimore Orioles and relief pitcher Chris Halbur was offered a free agent contract by the Los Angeles Dodgers after Bishop's first season in Brookings. Shortstop Gus Steiger signed with the Cincinnati Reds following an abbreviated 2020 MLB Draft. In 2019, left-handed pitcher Brady Stover was a 31st-round pick of the Washington Nationals, but opted to return to the Jackrabbits for his senior season.

Prior to becoming head coach at SDSU, Bishop spent six years at NCAA Division II member Montana State University-Billings, where he led the Yellowjackets to back-to-back Great Northwest Athletic Conference regular season titles in 2015 and 2016, attaining the program's first-ever 30-win season with a 30-20 record in 2016.

Previously, Bishop spent 10 years at Miles City Community College in Montana, where his teams won MonDak conference championships every year. His squads also claimed five consecutive junior college region titles and a Northwest District championship in 2007 to advance to the NJCAA Division II College World Series.

Bishop's teams won at least 30 games in all 10 seasons, including four with 40 wins. He ended his tenure at Miles City with a 377-151 overall record.

He also served as athletic director the last five years of his tenure at Miles City. Bishop served as a graduate assistant at SDSU under head coach Mark Ekland during the 1998 and 1999 seasons. In his first year as a head coach, Bishop led Huron University to the South Dakota Intercollegiate Conference title in 2000 with a 38-18 record.

A 1994 graduate of Jamestown College, Bishop earned NAIA All-America honors during the 1992 and 1994 seasons as an infielder.

## PRONUNCIATION GUIDE

Arbogast	ARE-bo-gast
Beazley	BEES-lee
Berliner	BURR-line-er
Benes	BEN-iss
Bourassa	boo-RAH-sah
Goble	GO-bull
Grunzke	GRUNZ-key
Husak	HEW-sack
Kogel	CO-gull
Kozal	CO-zull
Odenbach	OH-den-bock
Petron	PET-ron
Sagedahl	SAG-ah-doll
Dagen Schramm	DAY-gun shram
Toman	TOE-man

**KUNZ JOINS TEAM:** Former Jackrabbit football player Blake Kunz recently was added to the SDSU baseball roster.

A junior from Germantown, Wisconsin, Kunz made his first collegiate pitching appearance in the April 17 series finale at Northern Colorado, a game in which he allowed one run in 2/3 of an inning. He struck out one, walked two and allowed a hit.

The right-hander was a standout pitcher and first baseman at Germantown (Wis.) High School during his prep career.

Kunz played tight end in 34 games over three seasons at SDSU, tallying 32 career receptions for 528 yards (16.5 ypr) and six touchdowns.

**THE ROSTER:** The 2021 SDSU baseball roster features 36 players from 10 different states. Of the 36 players, 10 are from Iowa, nine are from South Dakota and seven hail from Minnesota. Two players are from Montana, Nebraska and North Dakota, while Colorado, Utah, Washington and Wisconsin are represented by one player each.

By class, two are graduate students, three are seniors, 10 are juniors, 10 are sophomores and 11 are freshmen (three returning, eight incoming).

No.	PLAYER	Pos.	B-T	Ht.	Wt.	Yr.	HOMETOWN (PREVIOUS SCHOOL)
1	Jess Bellows*	OF	R/R	5-10	180	So.	Miles City, Mont./Custer County District H.S.
2	Henry George	OF	L/L	5-9	175	Gr.	Woodbury, Minn./Minnesota Duluth
3	Avery Mellman*	IF	R/R	6-0	195	So.	Mason City, Iowa / Mason City H.S.
5	Brady Hawkins	P	R/R	6-3	225	R-Fr.	Mitchell, S.D./Ethan H.S.
6	Jordan Sagedahl*	IF/C	R/R	6-2	190	So.	Olivia, Minn./BOLD H.S.
7	Bret Barnett***	P	L/L	6-4	200	Sr.	Indianola, Iowa/Martensdale-St. Mary's H.S.
8	Ryan McDonald**	C/OF	R/R	5-11	210	Jr.	Prior Lake, Minn./Prior Lake H.S.
9	Derek Hackman***	C	L/R	6-0	215	Sr.	Johnston, Iowa/Johnston H.S.
11	Logan Smith	P	R/R	5-10	185	So.	Grimes, Iowa/Dallas-Center Grimes H.S.
12	Colton Cox**	OF	R/R	6-1	185	Sr.	Aberdeen, S.D./Roncalli H.S.
13	Brock Rinehart	C	L/R	5-10	190	R-Fr.	Woodbury, Minn./Woodbury H.S.
14	Drew Beazley**	IF/P	R/R	6-1	190	Jr.	Johnston, Iowa/Johnston H.S.
15	Thatcher Kozal	OF	L/R	5-11	185	Jr.	Waverly, Neb./Iowa Western CC
17	Nic Nelson	IF	R/R	6-0	225	Jr.	Apple Valley, Minn./North Iowa Area CC
18	Reece Anderson*	OF	R/R	6-1	185	So.	Johnston, Iowa/Johnston H.S.
19	Owen Bishop*	P/IF	R/R	6-2	190	So.	Arlington, Wash./Arlington H.S.
20	Clay Odenbach	P	L/L	6-7	200	So.	Thompson, N.D./Thompson H.S.
21	Reece Arbogast	P	R/L	5-8	175	Fr.	Sioux Falls, S.D./O'Gorman H.S.
22	Luke Ira**	IF	R/R	6-0	190	Jr.	Iowa City, Iowa/Solon H.S.
23	Cade Stuff	IF	R/R	6-0	190	Jr.	Great Falls, Mont./Miles CC
24	Jamie Berg**	OF	L/L	5-10	160	Jr.	Mahtomedi, Minn./Mahtomedi H.S.
25	Tyson Kogel	IF	L/R	5-10	175	Fr.	Sioux Falls, S.D./Harrisburg H.S.
27	Jon Baker	P	R/R	5-11	195	So.	Cloquet, Minn./Cloquet H.S.
28	Adam Benes	IF	R/R	5-11	170	Fr.	Longmont, Colo./Longmont H.S.
29	Cody Carlson*	P	L/L	5-9	200	Gr.	Rapid City, S.D./Northeastern JC (Colo.)
30	Ryan Bourassa*	P	R/R	6-0	230	Jr.	West Fargo, N.D./Bismarck State College
31	Dagen Schramm	C	L/R	6-0	170	R-Fr.	Sioux Falls, S.D./Washington H.S.
32	Eli Sundquist*	P	R/R	6-1	185	So.	Chisholm, Minn./Chisholm H.S.
33	Dawson Parry	IF/DH	R/R	6-1	250	Jr.	Highland, Utah/Miles CC
34	Nic McCay*	P	R/R	6-0	200	R-So.	Carlisle, Iowa/Carlisle H.S.
35	Carter Petron	P	L/L	6-1	180	Fr.	Rice, Minn./Royalton H.S.
37	Joe Husak	P	R/R	6-0	190	Fr.	Cambridge, Iowa/North Polk H.S.
38	Dane Toman	P	R/R	6-1	175	Fr.	Bellevue, Neb./Bellevue West H.S.
39	Alex Clemons	P	R/R	6-1	185	Fr.	Bettendorf, Iowa/Pleasant Valley H.S.
40	Jake Goble	P/IF	R/R	6-5	235	Fr.	Rapid City, S.D./St. Thomas More H.S.
41	Blake Kunz	P	R/R	6-5	250	Jr.	Germantown, Wis./Germantown, Wis.

\* indicates number of varsity letters earned

### COACHING STAFF

26-Rob Bishop	Head Coach
10-Brian Grunzke	Assistant Coach
36-Kirk Clark	Pitching Coach
4-Evan Berliner	Volunteer Assistant

**A LOOK AHEAD:** The Jackrabbits are scheduled to begin the second half of their Summit League schedule by hosting league-leading North Dakota State in a three-game weekend series. The series opener is set for 3 p.m. Friday at Erv Huether Field, followed by 1 p.m. games Saturday and Sunday.

# 2022 JACKRABBIT BASEBALL RESULTS

DATE	OPPONENT	SCORE	SITE	SDSU	OPPONENT	W-L	PITCHER OF RECORD
Feb. 18	Purdue	L, 4-5	Sugar Land, Texas	4-7-1	5-5-0	0-1	Jake Goble (0-1)
Feb. 19	Purdue	L, 1-11	Sugar Land, Texas	1-3-6	11-6-0	0-2	Cody Carlson (0-1)
Feb. 19	Purdue	L, 3-14	Sugar Land, Texas	3-5-3	14-11-0	0-3	Owen Bishop (0-1)
Feb. 20	Purdue	L, 7-10	Sugar Land, Texas	7-10-3	10-10-4	0-4	Drew Beazley (0-1)
Feb. 24	Incarnate Word	L, 7-10	San Antonio, Texas	7-14-3	10-14-2	0-5	Nic McCay (0-1)
Feb. 25	Incarnate Word	W, 6-4	San Antonio, Texas	6-6-2	4-8-0	1-5	Cody Carlson (1-1)
Feb. 25	Incarnate Word	L, 0-1	San Antonio, Texas	0-2-1	1-4-0	1-6	Owen Bishop (0-2)
Mar. 2	Minnesota	W, 7-5	Minneapolis, Minn.	7-11-0	5-13-2	2-6	Reece Arbogast (1-0)
Mar. 4	Central Arkansas	L, 3-5	Conway, Ark.	3-6-0	5-10-0	2-7	Ryan Bourassa (0-1)
Mar. 5	Central Arkansas	L, 0-5	Conway, Ark.	0-6-1	5-6-0	2-8	Cody Carlson (1-2)
Mar. 6	Central Arkansas	W, 9-1	Conway, Ark.	9-12-0	1-3-0	3-8	Jake Goble (1-1)
Mar. 11	Wichita State	L, 2-5	Wichita, Kan.	2-3-3	5-9-0	3-9	Nic McCay (0-2)
Mar. 12	Wichita State	W, 4-2	Wichita, Kan.	4-9-3	2-5-2	4-9	Cody Carlson (2-2)
Mar. 13	Wichita State	L, 7-19	Wichita, Kan.	7-13-1	19-14-1	4-10	Jake Goble (1-2)
Mar. 17	Northwestern State	W, 16-2	Natchitoches, La.	16-10-1	2-4-1	5-10	Owen Bishop (1-2)
Mar. 18	Northwestern State	L, 2-6	Natchitoches, La.	2-8-3	6-5-3	5-11	Ryan Bourassa (0-2)
Mar. 19	Northwestern State	W, 4-2	Natchitoches, La.	4-5-0	2-7-1	6-11	Cody Carlson (3-2)
Mar. 19	Northwestern State	L, 9-13	Natchitoches, La.	9-11-1	13-9-2	6-12	Drew Beazley (0-2)
Mar. 25	*Oral Roberts	[14 inn.] L, 4-5	Tulsa, Okla.	4-8-1	5-11-1	6-13 (0-1)	Reece Arbogast (1-1)
Mar. 26	*Oral Roberts	[7 inn.] L, 1-13	Tulsa, Okla.	1-5-2	13-11-0	6-14 (0-2)	Cody Carlson (3-3)
Mar. 27	*Oral Roberts	L, 7-10	Tulsa, Okla.	7-7-3	10-12-0	6-15 (0-3)	Bret Barnett (0-1)
Apr. 2	*St. Thomas	W, 5-3	St. Paul, Minn.	5-5-3	3-5-2	7-15 (1-3)	Nic McCay (1-2)
Apr. 3	*St. Thomas	W, 2-1	St. Paul, Minn.	2-7-4	1-4-1	8-15 (2-3)	Cody Carlson (4-3)
Apr. 3	*St. Thomas	W, 6-1	St. Paul, Minn.	6-9-0	1-5-0	9-15 (3-3)	Owen Bishop (2-2)
Apr. 9	*WESTERN ILLINOIS	W, 4-3	Erv Huether Field	4-4-2	3-5-0	10-15 (4-3)	Nic McCay (2-2)
Apr. 9	*WESTERN ILLINOIS	L, 2-5	Erv Huether Field	2-5-1	5-9-0	10-16 (4-4)	Cody Carlson (4-4)
Apr. 10	*WESTERN ILLINOIS	[7 inn.] W, 12-1	Erv Huether Field	12-13-0	1-9-0	11-16 (5-4)	Ryan Bourassa (1-2)
Apr. 15	*Northern Colorado	W, 8-7	Greeley, Colo.	8-10-1	7-12-2	12-16 (6-4)	Ryan Bourassa (2-2)
Apr. 16	*Northern Colorado	W, 5-2	Greeley, Colo.	5-13-1	2-13-3	13-16 (7-4)	Cody Carlson (5-4)
Apr. 17	*Northern Colorado	L, 3-12	Greeley, Colo.	3-5-2	12-12-0	13-17 (7-5)	Owen Bishop (2-3)
Apr. 19	DAKOTA WESLEYAN	[7 inn.] W, 17-1	Erv Huether Field	7-15-1	1-3-3	14-17	Brady Hawkins (1-0)
Apr. 20	BRIAR CLIFF	[7 inn.] W, 13-2	Erv Huether Field	13-16-0	2-7-1	15-17	Drew Beazley (1-2)

## 2022 INNING-BY-INNING SCORING SUMMARY

	1	2	3	4	5	6	7	8	9	EX	TOTAL
South Dakota State	25	32	29	19	12	16	21	19	7	0	180
Opponents	26	15	27	32	17	17	27	21	3	1	186

## JACKRABBITS' RECORD WHEN ...

Overall .....	15-17	Opponent Scores 0-2 Runs .....	10-1	Hit 0 Home Runs .....	2-8
Summit League .....	7-5	Opponent Scores 3-5 Runs .....	4-6	Hit 1 Home Run .....	7-5
Non-Conference .....	8-12	Opponent Scores 6-9 Runs .....	1-1	Hit 2+ Home Runs .....	6-4
Home Games .....	4-1	Opponent Scores 10+ Runs .....	0-9	Opponent Hit 0 Home Runs .....	11-8
Away Games .....	11-12	Scored in First Inning .....	6-3	Opponent Hit 1 Home Run .....	4-6
Neutral-Site Games .....	0-4	Opponent Scored in First Inning .....	1-7	Opponent Hit 2+ Home Runs .....	0-3
Day Games .....	14-13	Scores First .....	13-6	Made 0 Errors .....	6-1
Night Games (start 6 p.m. or later) .....	1-4	Opponent Scores First .....	2-11	Made 1 Error .....	4-7
vs. Left-Handed Starter .....	7-4	Leading After 6 Innings .....	14-0	Made 2+ Errors .....	5-9
vs. Right-Handed Starter .....	8-13	Trailing After 6 Innings .....	0-16	Opponent Made 0 Errors .....	5-11
1-Run Games .....	3-3	Tied After 6 Innings .....	1-1	Opponent Made 1 Error .....	4-2
2-Run Games .....	5-1	Leading After 7 Innings .....	10-0	Opponent Made 2+ Errors .....	6-4
5+ Run Games .....	6-6	Trailing After 7 Innings .....	1-15	Out-Hit Opponent .....	8-3
Extra Innings .....	0-1	Tied After 7 Innings .....	0-0	Out-Hit By Opponent .....	5-11
Shutouts .....	0-2	Leading After 8 Innings .....	10-0	Hits Tied .....	2-3
Scoring 0-2 Runs .....	1-7	Trailing After 8 Innings .....	0-14		
Scoring 3-5 Runs .....	5-5	Tied After 8 Innings .....	1-1		
Scoring 6-9 Runs .....	5-5				
Scoring 10+ Runs .....	4-0				

# 2022 JACKRABBIT BASEBALL STATISTICS

## JACKRABBIT HOME RUN LOG

1.	Derek Hackman (1)	Feb. 18 vs. Purdue	Solo	3rd Inning
2.	Luke Ira (1)	Feb. 18 vs. Purdue	2-Run	3rd Inning
3.	Dawson Parry (1)	Feb. 25 at Incarnate Word-1	Grand Slam	3rd Inning
4.	Drew Beazley (1)	Mar. 2 at Minnesota	3-Run	1st Inning
5.	Luke Ira (2)	Mar. 5 at Central Arkansas-2	Solo	2nd Inning
6.	Nic Nelson (1)	Mar. 5 at Central Arkansas-2	3-Run	8th Inning
7.	Luke Ira (3)	Mar. 11 at Wichita State	Solo	7th Inning
8.	Thatcher Kozal (1)	Mar. 11 at Wichita State	Solo	9th Inning
9.	Ryan McDonald (1)	Mar. 13 at Wichita State	Solo	3rd Inning
10.	Luke Ira (4)	Mar. 13 at Wichita State	Solo	4th Inning
11.	Ryan McDonald (2)	Mar. 17 at Northwestern State	Grand Slam	8th Inning
12.	Ryan McDonald (3)	Mar. 19 at Northwestern State-2	Solo	2nd Inning
13.	Luke Ira (5)	Mar. 25 at Oral Roberts	3-Run	8th Inning
14.	Ryan McDonald (4)	Mar. 26 at Oral Roberts	Solo	7th Inning
15.	Thatcher Kozal (2)	Mar. 27 at Oral Roberts	2-Run	4th Inning
16.	Owen Bishop (1)	Apr. 2 at St. Thomas	2-Run	1st Inning
17.	Jordan Sagedahl (1)	Apr. 3 at St. Thomas-1	Solo	3rd Inning
18.	Derek Hackman (2)	Apr. 3 at St. Thomas-2	2-Run	4th Inning
19.	Dawson Parry (2)	Apr. 3 at St. Thomas-2	Solo	4th Inning
20.	Luke Ira (6)	Apr. 3 at St. Thomas-2	2-Run	9th Inning
21.	Luke Ira (7)	Apr. 9 vs. Western Illinois-1	2-Run	1st Inning
22.	Drew Beazley (2)	Apr. 9 vs. Western Illinois-2	Solo	3rd Inning
23.	Jordan Sagedahl (2)	Apr. 10 vs. Western Illinois	Solo	2nd Inning
24.	Jamie Berg (1)	Apr. 10 vs. Western Illinois	2-Run	^6th Inning
25.	Ryan McDonald (5)	Apr. 10 vs. Western Illinois	Solo	^6th Inning
26.	Dawson Parry (3)	Apr. 10 vs. Western Illinois	Grand Slam	7th Inning
27.	Ryan McDonald (6)	Apr. 15 at Northern Colorado	2-Run	5th Inning
28.	Derek Hackman (3)	Apr. 15 at Northern Colorado	Solo	6th Inning
29.	Dawson Parry (4)	Apr. 15 at Northern Colorado	2-Run	9th Inning
30.	Drew Beazley (3)	Apr. 16 at Northern Colorado	3-Run	6th Inning
31.	Drew Beazley (4)	Apr. 17 at Northern Colorado	Solo	2nd Inning
32.	Luke Ira (8)	Apr. 17 at Northern Colorado	Solo	3rd Inning
33.	Derek Hackman (4)	Apr. 17 at Northern Colorado	Solo	4th Inning
34.	Luke Ira (9)	Apr. 19 vs. Dakota Wesleyan	2-Run	2nd Inning
35.	Dawson Parry (5)	Apr. 19 vs. Dakota Wesleyan	2-Run	2nd Inning
36.	Ryan McDonald (7)	Apr. 19 vs. Dakota Wesleyan	Grand Slam	3rd Inning
37.	Dawson Parry (6)	Apr. 20 vs. Briar Cliff	3-Run	2nd Inning
38.	Derek Hackman (5)	Apr. 20 vs. Briar Cliff	2-Run	4th Inning

^ Back-to-back home runs

## HOME RUNS BY TYPE

Solo	17
2-Run	12
3-Run	5
Grand Slam	4

## HOME RUNS BY INNING

First	3
Second	7
Third	8
Fourth	6
Fifth	1
Sixth	4
Seventh	3
Eighth	3
Ninth	3
10th or later	0

**The Automated ScoreBook**  
**Overall Statistics for South Dakota State (as of Apr 25, 2022)**  
**(All games Sorted by Batting avg)**

Record: 15-17 Home: 4-1 Away: 11-12 Neutral: 0-4 Conference: 7-5

Player	avg	gp-gs	ab	r	h	2b	3b	hr	rbi	tb	slg%	bb	hp	so	gdp	ob%	sf	sh	sb-att	po	a	e	fld%
Ryan McDonald	.310	29-28	100	20	31	10	1	7	28	64	.640	17	4	20	2	.430	0	0	2-2	115	19	6	.957
Jess Bellows	.300	6-6	20	1	6	3	0	0	1	9	.450	0	1	3	0	.333	0	0	0-1	12	0	2	.857
Derek Hackman	.299	32-32	107	26	32	7	0	5	22	54	.505	20	5	26	3	.419	4	0	0-1	152	23	5	.972
Luke Ira	.291	32-32	127	26	37	8	0	9	25	72	.567	10	4	38	0	.357	2	0	5-5	45	75	13	.902
Reece Anderson	.261	24-19	69	10	18	2	0	0	5	20	.290	7	2	17	2	.346	0	1	10-10	49	1	4	.926
Jamie Berg	.261	18-11	46	5	12	1	0	1	6	16	.348	3	0	12	0	.306	0	0	0-2	14	0	0	1.000
Drew Beazley	.247	23-21	77	10	19	6	0	4	12	37	.481	6	7	35	0	.356	0	0	2-2	143	5	2	.987
Dawson Parry	.239	28-23	92	8	22	3	0	6	27	43	.467	3	4	17	4	.290	1	0	0-0	68	3	1	.986
Henry George	.237	32-31	118	22	28	5	0	0	6	33	.280	15	1	21	0	.328	0	0	9-9	48	3	1	.981
Owen Bishop	.226	9-8	31	3	7	3	0	1	6	13	.419	0	0	6	0	.226	0	0	0-1	31	6	2	.949
Adam Benes	.222	13-8	18	2	4	0	0	0	5	4	.222	3	2	7	0	.360	2	2	0-0	7	18	3	.893
Nic Nelson	.215	30-28	107	17	23	5	0	1	11	31	.290	12	6	25	2	.328	0	0	0-0	13	48	7	.897
Jordan Sagedahl	.197	26-21	61	12	12	4	0	2	5	22	.361	7	3	24	2	.310	0	0	1-4	36	47	4	.954
Thatcher Kozal	.188	22-9	32	8	6	1	0	2	5	13	.406	13	2	19	0	.447	0	1	1-2	19	0	0	1.000
Avery Mellman	.182	8-3	11	1	2	0	0	0	1	2	.182	0	0	8	0	.182	0	2	0-0	6	9	0	1.000
Tyson Kogel	.167	5-3	12	2	2	1	0	0	3	3	.250	2	0	7	0	.286	0	0	0-0	3	6	0	1.000
Colton Cox	.111	18-3	18	6	2	0	0	0	0	2	.111	2	1	8	0	.238	0	0	0-1	8	0	0	1.000
Cade Stuff	.000	5-2	12	0	0	0	0	0	1	0	.000	1	0	6	0	.077	0	0	0-0	12	5	0	1.000
Brock Rinehart	.000	5-0	4	0	0	0	0	0	0	0	.000	0	0	4	0	.000	0	0	0-0	1	0	0	1.000
Dagen Schramm	.000	5-0	3	1	0	0	0	0	1	0	.000	1	1	3	0	.400	0	0	0-0	6	0	0	1.000
Totals	.247	32	1065	180	263	59	1	38	170	438	.411	122	43	306	15	.345	9	6	30-40	797	297	53	.954
Opponents	.254	32	1028	186	261	41	8	17	159	369	.359	129	45	249	12	.358	12	19	64-74	832	286	31	.973

LOB - Team (233), Opp (250). DPs turned - Team (20), Opp (20). IBB - Team (1), Hackman 1, Opp (2). Picked off - Bellows 1, Berg 1.

**(All games Sorted by Earned run avg)**

Player	era	w-l	app	gs	cg	sho	sv	ip	h	r	er	bb	so	2b	3b	hr	b/avg	wp	hp	bk	sfa	sha
Jordan Sagedahl	0.00	0-0	1	0	0	0/0	0	0.2	0	0	0	0	1	0	0	0	.000	0	0	0	0	0
Ryan Bourassa	2.08	2-2	11	0	0	0/0	3	30.1	15	12	7	17	43	2	0	1	.150	6	5	4	0	5
Bret Barnett	2.33	0-1	10	0	0	0/0	6	19.1	14	6	5	8	33	0	0	0	.197	6	1	0	2	0
Brady Hawkins	2.45	1-0	1	1	0	0/0	0	3.2	3	1	1	2	5	1	0	0	.231	1	1	0	0	0
Reece Arbogast	3.95	1-1	10	0	0	0/0	1	13.2	16	9	6	2	12	3	1	3	.296	1	2	0	0	1
Owen Bishop	3.99	2-3	7	7	0	0/0	0	38.1	36	19	17	12	34	6	2	1	.243	2	2	1	3	0
Cody Carlson	4.17	5-4	9	9	0	0/0	0	45.1	46	27	21	13	21	4	1	3	.263	0	6	1	1	9
Nic McCay	4.37	2-2	9	9	0	0/0	0	47.1	52	33	23	19	45	9	2	2	.267	3	8	1	2	2
Alex Clemons	5.50	0-0	13	0	0	0/0	0	18.0	13	11	11	18	18	4	0	0	.206	6	5	0	0	1
Dane Toman	6.57	0-0	8	1	0	0/0	0	12.1	15	11	9	7	12	2	0	2	.288	2	1	0	1	0
Joe Husak	9.00	0-0	9	0	0	0/0	0	7.0	7	8	7	8	5	2	2	0	.280	5	3	2	0	1
Jake Goble	10.29	1-2	6	0	0	0/0	0	14.0	21	18	16	6	9	4	0	3	.323	3	2	0	0	0
Blake Kunz	13.50	0-0	1	0	0	0/0	0	0.2	1	1	1	2	1	1	0	0	.333	0	0	0	0	0
Jon Baker	14.73	0-0	4	0	0	0/0	0	3.2	5	6	6	4	2	0	0	1	.333	0	1	0	0	0
Drew Beazley	15.68	1-2	6	5	0	0/0	0	10.1	13	18	18	10	7	2	0	1	.325	2	7	1	3	0
Carter Petron	54.00	0-0	2	0	0	0/0	0	1.0	4	6	6	1	1	1	0	0	.571	0	1	0	0	0
Totals	5.12	15-17	32	32	0	0/0	10	265.2	261	186	151	129	249	41	8	17	.254	37	45	10	12	19
Opponents	5.09	17-15	32	32	1	2/2	10	277.1	263	180	157	122	306	59	1	38	.247	21	43	3	9	6

PB - Team (5), Hackman 3, McDonald 2, Opp (5). Pickoffs - Team (3), Arbogast 1, Barnett 1, McDonald 1, Opp (2). SBA/ATT - Hackman (33-41), McDonald (30-31), McCay (12-15), Barnett (11-11), Clemons (9-10), Bourassa (7-9), Beazley (8-8), Bishop (7-8), Carlson (3-4), Goble (4-4), Toman (0-2), Husak (2-2), Petron (1-1).

**The Automated ScoreBook**  
**Overall Statistics for South Dakota State (as of Apr 25, 2022)**  
**(All games Sorted by Fielding pct)**

Player	c	po	a	e	fld%	dp	sba	csb	sba%	pb	ci
Thatcher Kozal	19	19	0	0	1.000	0	0	0	---	0	0
Cade Stuff	17	12	5	0	1.000	2	0	0	---	0	0
Avery Mellman	15	6	9	0	1.000	2	0	0	---	0	0
Jamie Berg	14	14	0	0	1.000	0	0	0	---	0	0
Tyson Kogel	9	3	6	0	1.000	1	0	0	---	0	0
Colton Cox	8	8	0	0	1.000	0	0	0	---	0	0
Alex Clemons	6	3	3	0	1.000	0	9	1	.900	0	0
Nic McCay	6	2	4	0	1.000	0	12	3	.800	0	0
Dagen Schramm	6	6	0	0	1.000	0	0	0	---	0	0
Jake Goble	4	1	3	0	1.000	1	4	0	1.000	0	0
Reece Arbogast	4	0	4	0	1.000	0	0	0	---	0	0
Bret Barnett	2	0	2	0	1.000	0	11	0	1.000	0	0
Dane Toman	2	0	2	0	1.000	0	0	2	.000	0	0
Joe Husak	1	0	1	0	1.000	0	2	0	1.000	0	0
Brock Rinehart	1	1	0	0	1.000	0	0	0	---	0	0
Drew Beazley	150	143	5	2	.987	9	8	0	1.000	0	0
Dawson Parry	72	68	3	1	.986	5	0	0	---	0	0
Henry George	52	48	3	1	.981	1	0	0	---	0	0
Derek Hackman	180	152	23	5	.972	2	33	8	.805	3	0
Ryan McDonald	140	115	19	6	.957	2	30	1	.968	2	0
Jordan Sagedahl	87	36	47	4	.954	4	0	0	---	0	0
Owen Bishop	39	31	6	2	.949	2	7	1	.875	0	0
Reece Anderson	54	49	1	4	.926	0	0	0	---	0	0
Luke Ira	133	45	75	13	.902	10	0	0	---	0	0
Nic Nelson	68	13	48	7	.897	4	0	0	---	0	0
Adam Benes	28	7	18	3	.893	4	0	0	---	0	0
Jess Bellows	14	12	0	2	.857	0	0	0	---	0	0
Cody Carlson	12	2	8	2	.833	0	3	1	.750	0	0
Ryan Bourassa	4	1	2	1	.750	0	7	2	.778	0	0
Brady Hawkins	0	0	0	0	.000	0	0	0	---	0	0
Jon Baker	0	0	0	0	.000	0	0	0	---	0	0
Blake Kunz	0	0	0	0	.000	0	0	0	---	0	0
Carter Petron	0	0	0	0	.000	0	1	0	1.000	0	0
Totals	1147	797	297	53	.954	20	64	10	.865	5	0
Opponents	1149	832	286	31	.973	20	30	10	.750	5	0

# RECORD BOOK

## GAMES PLAYED

### CAREER

1.	218	Eric Cain	2009-12
2.	216	Billy Stitz	2008-11
3.	215	Paul Jacobson	2013-16
4.	207	Nick Adams	2005-08
5.	201	Matt Johnson	2014-17
6.	199	Tyson Fisher	2005-08
7.	198	Doug Sehr	1991-94
8.	197	Korby Mintken	2005-08
9.	196	Newt Johnson	2015-18
10.	193	Pat Schmidt	1992-95
	193	Greg Geary	2002-05

## BATTING AVERAGE

### SEASON

(minimum of 100 at bats)

1.	.449	Cole Irish	1996
2.	.443	Frank Cutler	1982
3.	.437	Dave Wilner	1988
4.	.431	Tim Johnson	1986
5.	.423	Matt Hanson	2002
6.	.418	Dave Manke	1974
7.	.417	Larry Heffley	1985
8.	.416	Terry Van Engelenhoven	1993
	.416	Billy McMacken	1989
	.416	Dean Krogman	1971

## AT-BATS

### SEASON

1.	283	Billy Stitz	2010
2.	253	Joel Blake	2010
3.	251	Eric Cain	2010
4.	244	Billy Stitz	2011
5.	228	Joel Blake	2009
	228	John Lee	2010
	228	Paul Jacobson	2016
8.	225	Paul Jacobson	2015
	225	Gus Steiger	2019
10.	223	Jesse Sawyer	2010
	223	Scott Splett	2014

### CAREER

1.	914	Billy Stitz	2008-11
2.	820	Eric Cain	2009-12
3.	779	Nick Adams	2005-08
4.	750	Paul Jacobson	2013-16
5.	722	Tyson Fisher	2005-08
6.	715	Matt Johnson	2014-17
7.	705	Korby Mintken	2005-08
8.	703	Joel Blake	2009-11
9.	692	Greg Geary	2002-05
10.	682	Newt Johnson	2015-18

## HITS

### SEASON

1.	111	Billy Stitz	2010
2.	99	Joel Blake	2010
3.	97	Eric Cain	2010
4.	91	John Lee	2010
5.	83	Joel Blake	2011
6.	80	Joel Blake	2009

80	Tony Martin	2009	
80	Jesse Sawyer	2010	
9.	77	Matt Hanson	2002
	77	Billy Stitz	2011

### CAREER

1.	311	Billy Stitz	2008-11
2.	272	Eric Cain	2009-12
3.	262	Joel Blake	2009-11
4.	256	Greg Geary	2002-05
5.	244	Nick Adams	2005-08
6.	233	Tyson Fisher	2005-08
7.	224	Cole Irish	1993-96
8.	223	Billy McMacken	1987-90
9.	221	Korby Mintken	2005-08
10.	216	Doug Sehr	1991-94

## RUNS SCORED

### SEASON

1.	75	Billy Stitz	2010
2.	74	John Lee	2010
3.	72	Jesse Sawyer	2010
4.	63	Cole Irish	1996
	63	Joel Blake	2010
6.	61	Joe Hardin	1993
	61	Jesse Sawyer	2009
	61	Eric Cain	2010
9.	59	Doug Sehr	1994
10.	58	Korby Mintken	2007

### CAREER

1.	189	Billy Stitz	2008-11
2.	173	Korby Mintken	2005-08
3.	172	Cole Irish	1993-96
4.	170	Tyson Fisher	2005-08
5.	168	Jesse Sawyer	2009-11
6.	163	Billy McMacken	1987-90
7.	162	Joel Blake	2009-11
8.	160	Ryan Krogman	1991-94
	160	Doug Sehr	1991-94
10.	158	Eric Cain	2009-12

## RUNS BATTED IN

### SEASON

1.	83	Eric Cain	2010
2.	73	Jesse Sawyer	2010
3.	67	Billy Stitz	2010
4.	66	Joel Blake	2010
5.	63	Cole Irish	1996
6.	61	John Lee	2010
7.	60	Billy McMacken	1990
8.	58	Jesse Sawyer	2009
9.	57	Kerry Jacobson	2002
	57	Stephen Turner	2009

### CAREER

1.	192	Billy McMacken	1987-90
2.	187	Greg Geary	2002-05
3.	179	Eric Cain	2009-12
4.	176	Chris Studer	1999-2002
5.	173	Jesse Sawyer	2009-11
6.	169	Billy Stitz	2008-11
7.	162	Pat Schmidt	1992-95
	162	Doug Sehr	1991-94

9.	156	Nick Adams	2005-08
10.	154	Ryan Krogman	1991-94

## DOUBLES

### SEASON

1.	33	Joel Blake	2010
2.	26	Billy Stitz	2010
3.	21	Joel Blake	2009
	21	John Lee	2010
5.	20	Craig Parry	2008
6.	18	Billy McMacken	1990
	18	Russ Langer	2000
	18	Greg Geary	2004
	18	Jesse Sawyer	2009
10.	17	Jesse Sawyer	2010

### CAREER

1.	70	Joel Blake	2009-11
2.	62	Billy Stitz	2008-11
3.	54	Greg Geary	2002-05
4.	50	Russ Langer	1998-2001
	50	Matt Johnson	2014-17
6.	49	Billy McMacken	1987-90
7.	48	Chris Studer	1999-2002
	48	Paul Jacobson	2013-16
9.	46	Doug Sehr	1991-94
10.	44	Josh Guse	1997-2000
	44	Jesse Sawyer	2009-11



**BILLY STITZ** ended his career as the Jackrabbits' career leader in hits (311), games played (216), at-bats (914), total bases (462) and runs scored (189). During his junior season in 2010, Stitz established new single-season records for hits, at-bats, runs scored and total bases.

# RECORD BOOK

## TRIPLES

### SEASON

1.	7	.....Galen Carver	.....1981
	7	.....Dave Williams	.....1989
	7	.....Korby Mintken	.....2006
	7	.....Nick Adams	.....2006
	7	.....Korby Mintken	.....2007
	7	.....Korby Mintken	.....2008
	7	.....Billy Stitz	.....2011
8.	6	.....Ken Brooks	.....1990
	6	.....Steve Knutson	.....1994
	6	.....Cal Lewis	.....2006
	6	.....Eric Cain	.....2012

### CAREER

1.	21	.....Korby Mintken	.....2005-08
2.	16	.....Billy Stitz	.....2008-11
3.	11	.....Dave Lane	.....1983-86
	11	.....Galen Carver	.....1978-81
	11	.....Eric Cain	.....2009-12
6.	10	.....Nick Adams	.....2005-08
	10	.....Tyson Fisher	.....2005-08
8.	9	.....Cole Irish	.....1993-96
	9	.....Steve Knutson	.....1993-97
	9	.....Pat Schmidt	.....1992-95
	9	.....Cal Lewis	.....2006-07

## HOME RUNS

### SEASON

1.	19	.....Jesse Sawyer	.....2009
	19	.....Jesse Sawyer	.....2010
3.	17	.....Terry VanEngelenhoven	.....1993
4.	16	.....Billy McMacken	.....1990
	16	.....Kerry Jacobson	.....2002
	16	.....Cal Lewis	.....2007
	16	.....Eric Cain	.....2010
8.	15	.....Jon Crow	.....1992
	15	.....Chris Studer	.....2002
10.	13	.....Tim Johnson	.....1987
	13	.....Tracy Langer	.....1992
	13	.....Chris Studer	.....2001
	13	.....Joel Blake	.....2009

### CAREER

1.	50	.....Jesse Sawyer	.....2009-11
2.	43	.....Greg Geary	.....2002-05
3.	42	.....Billy McMacken	.....1987-90
4.	37	.....Chris Studer	.....1999-2002
5.	33	.....Jon Crow	.....1989-92
6.	32	.....Russ Langer	.....1998-2001
7.	31	.....Tim Johnson	.....1984-87
	31	.....Kerry Jacobson	.....2000-02
9.	29	.....Ryan Hansen	.....2001-04
10.	28	.....Galen Carver	.....1978-81

## TOTAL BASES

### SEASON

1.	163	.....Billy Stitz	.....2010
2.	159	.....Eric Cain	.....2010
4.	156	.....Joel Blake	.....2010
	156	.....Jesse Sawyer	.....2010
5.	148	.....Jesse Sawyer	.....2009



**GREG GEARY set SDSU career records with 54 doubles, 43 home runs, 439 total bases and 1,346 putouts during his career from 2002-05.**

6.	143	.....John Lee	.....2010
7.	140	.....Joel Blake	.....2009
8.	127	.....Billy McMacken	.....1990
	127	.....Terry VanEngelenhoven	.....1993
10.	126	.....Craig Parry	.....2008

### CAREER

1.	462	.....Billy Stitz	.....2008-11
2.	439	.....Greg Geary	.....2002-05
3.	408	.....Billy McMacken	.....1987-90
4.	404	.....Jesse Sawyer	.....2009-11
5.	398	.....Joel Blake	.....2009-11
6.	396	.....Eric Cain	.....2009-12
7.	376	.....Chris Studer	.....1999-2002
8.	368	.....Tyson Fisher	.....2005-08
9.	348	.....Russ Langer	.....1998-2001
	348	.....Korby Mintken	.....2005-08

## SLUGGING PERCENTAGE

### SEASON

1.	.713	.....Billy McMacken	.....1987-90
2.	.696	.....Terry Van Engelenhoven	.....1991-94
3.	.679	.....Kerry Jacobson	.....2000-02
4.	.661	.....Jon Crow	.....1989-92
	.661	.....Chris Studer	.....1999-2002
6.	.653	.....Dean Krogman	.....1970-72
7.	.647	.....Larry Heffley	.....1984-85
8.	.634	.....Greg Geary	.....2002-05
9.	.631	.....Tim Johnson	.....1984-87
10.	.630	.....Jesse Sawyer	.....2009-11

## BASES ON BALLS

### SEASON

1.	50	.....Jesse Sawyer	.....2010
2.	44	.....Tony Kjolsing	.....2018
	44	.....Nick Smith	.....2019
4.	43	.....Luke Ringhofer	.....2016

5.	40	.....Kurt Augustin	.....1986
6.	38	.....Joe Hardin	.....1993
	38	.....Zach Coppola	.....2015
8.	37	.....Eric Cain	.....2012
	37	.....Luke Ringhofer	.....2017
	37	.....Newt Johnson	.....2018

### CAREER

1.	123	.....Dave Lane	.....1983-86
2.	116	.....Eric Cain	.....2009-12
3.	114	.....Luke Ringhofer	.....2015-17
4.	109	.....Nick Smith	.....2016-19
5.	107	.....Zach Briggs	.....2009-12
6.	104	.....Derek Hackman	.....2018-present
7.	103	.....Jesse Sawyer	.....2008-11
8.	101	.....Kurt Augustin	.....1985-87
9.	100	.....Ryan Krogman	.....1991-94
10.	99	.....Newt Johnson	.....2015-18
	99	.....Landon Badger	.....2017-21

## STOLEN BASES

### SEASON

1.	39	.....Zach Coppola	.....2015
2.	26	.....Darrell Bren	.....1988
3.	25	.....Dave Lane	.....1985
	25	.....Cole Irish	.....1995
5.	23	.....Dave Lane	.....1986
6.	22	.....Dave Wilner	.....1988
7.	21	.....Joe Hardin	.....1993
8.	20	.....Ken Brooks	.....1990
	20	.....Dave Wilner	.....1986
	20	.....Paul Jacobson	.....2016

### CAREER

1.	75	.....Dave Lane	.....1983-86
2.	62	.....Zach Coppola	.....2013-15
3.	60	.....Cole Irish	.....1993-96
4.	57	.....Dave Wilner	.....1986-88
5.	46	.....Korby Mintken	.....2005-08
6.	44	.....Darrell Bren	.....1988-89
	44	.....Jon Crow	.....1989-92
	44	.....Paul Jacobson	.....2013-16
9.	40	.....Nick Adams	.....2005-08
10.	39	.....Brian Scherschligt	.....1995-98

## SACRIFICE FLIES

### CAREER

1.	14	.....Pat Schmidt	.....1992-95
	14	.....Tyson Fisher	.....2005-08
	14	.....Eric Cain	.....2009-12
	14	.....Paul Jacobson	.....2013-16
5.	13	.....Matt Johnson	.....2014-17
6.	12	.....Doug Sehr	.....1991-94
	12	.....Rick Weber	.....1984-87
	12	.....Billy Stitz	.....2008-11
	12	.....Newt Johnson	.....2015-18
10.	11	.....Six different players	

# RECORD BOOK

## SACRIFICE HITS

### CAREER

1.	34	.....Tim Hanigan	.....2005-08
2.	30	.....Rich Schmidt	.....1990-93
3.	28	.....Eric Danforth	.....2012-15
4.	25	.....Zach Coppola	.....2013-15
5.	24	.....Nick Adams	.....2005-08
6.	22	.....Korby Mintken	.....2005-08
7.	20	.....Micky Sehr	.....1994-97
	20	.....Cody Sharrow	.....2013-16
9.	19	.....Adam Gregg	.....1998-2001
10.	17	.....Noah Hummel	.....1999-2002
	17	.....Billy Stitz	.....2008-11

## HIT BY PITCHES

### SEASON

1.	18	.....Jesse Sawyer	.....2010
2.	16	.....Jeff Eckerle	.....1996
	16	.....Zach Briggs	.....2010
4.	14	.....Chris Studer	.....2001
	14	.....John Lee	.....2009
6.	13	.....Tyson Fisher	.....2005
	13	.....Tim Hanigan	.....2005
	13	.....Pat Farrell	.....2005
	13	.....Jesse Sawyer	.....2011
	13	.....Newt Johnson	.....2018

### CAREER

1.	42	.....Jesse Sawyer	.....2009-11
2.	41	.....Tyson Fisher	.....2005-08
3.	39	.....Tim Hanigan	.....2005-08
4.	37	.....Brian Scherschligt	.....1995-98
	37	.....Newt Johnson	.....2015-18
6.	36	.....Jeff Eckerle	.....1994-97
7.	35	.....Chris Studer	.....1999-2002
	35	.....Zach Briggs	.....2009-12
9.	31	.....Anthony Schneider	.....2015-18
10.	27	.....Drew Beazley	.....2019-present

## PUTOUTS

### CAREER

1.	1,346	.....Greg Geary	.....2002-05
2.	1,288	.....Aaron Machbitz	.....2011-14
3.	1,285	.....Matt Johnson	.....2014-17
4.	1,267	.....Tyson Fisher	.....2005-08
5.	1,213	.....Chet Meyer	.....1987-90
6.	908	.....Joel Blake	.....2009-11
7.	899	.....Derek Hackman	.....2018-present
8.	827	.....Tony Martin	.....2006-09
9.	814	.....Ryan Krogman	.....1991-94
10.	798	.....Zach Briggs	.....2009-12

## ASSISTS

### CAREER

1.	556	.....Eric Cain	.....2009-2012
2.	380	.....Pat Schmidt	.....1992-95
3.	379	.....Andrew Melton	.....2010-13
4.	353	.....Jesse Sawyer	.....2009-11
5.	352	.....Doug Sehr	.....1991-94
	352	.....Cody Sharrow	.....2013-16
7.	344	.....Chris Brown	.....1994-97
8.	342	.....Tony Kjolsing	.....2015-18
9.	333	.....Al Robbins	.....2013-15



**BILLY McMACKEN** is the only SDSU player to earn multiple All-America awards, earning the honor each of his last three seasons (1988-90). Not only did McMacken put up impressive offensive numbers, he also compiled a 19-11 career pitching record for the Jackrabbits.

10 318.....Luke Ira .....2019-present

## WINS

### SEASON

1.	11	.....Trevor Schulte	.....1994
2.	10	.....Trevor Schulte	.....1993
3.	9	.....John Semar	.....1994
	9	.....Trevor Vermeulen	.....2010
5.	8	.....Matt Magers	.....1996
	8	.....Chad Coley	.....1993
	8	.....Mark Hofer	.....1984
	8	.....Tim Sweeney	.....1973
	8	.....Matt Bowman	.....2007
	8	.....Alex Oberle	.....2010
	8	.....Stephen Bougher	.....2013
	8	.....Chad Hodges	.....2014
	8	.....Chris Anderson	.....2015
	8	.....Adam Bray	.....2015

### CAREER

1.	26	.....Trevor Schulte	.....1991-94
2.	23	.....Adam Bray	.....2012-15
3.	22	.....Stephen Bougher	.....2010-13
4.	21	.....Matt Magers	.....1995-97
	21	.....Chad Coley	.....1990-93
6.	20	.....Jon Maras	.....1989-92
	20	.....Bob Reeves	.....1984-87
	20	.....Caleb Thielbar	.....2006-09
9.	19	.....Billy McMacken	.....1987-90
10.	18	.....Timm Gronseth	.....1985-89
	18	.....Ryan Froom	.....2014-19

## APPEARANCES

### SEASON

1.	35	.....Trevor Vermeulen	.....2010
2.	28	.....Gary Olechoski	.....2006
	28	.....Trevor Vermeulen	.....2011
4.	26	.....J.D. Moore	.....2013
5.	25	.....John Semar	.....1993
	25	.....Chad Coley	.....1991
7.	24	.....J.D. Moore	.....2014
8.	23	.....Matt Baerlocher	.....2008
	23	.....Alex Oberle	.....2010
	23	.....Derek Feige/Quinn Reimers	.....2017

### CAREER

1.	89	.....Trevor Vermeulen	.....2008-11
2.	86	.....J.D. Moore	.....2012-15
3.	72	.....Brett Mogen	.....2017-21
4.	71	.....Gary Olechoski	.....2003-06
5.	70	.....Chad Coley	.....1990-93
6.	69	.....Bret Barnett	.....2018-present
7.	66	.....Shane Kraemer	.....2010-13
	66	.....Andrew Clemen	.....2013-16
9.	65	.....Isaac Johnson	.....2006-09
	65	.....Austin Busse	.....2009-12
	65	.....Talon Jumper	.....2012-15

## INNINGS PITCHED

### SEASON

1.	104.2	.....Matt Bowman	.....2007
2.	103.0	.....Adam Bray	.....2014
3.	95.1	.....Tyler Olmstead	.....2019
4.	91.1	.....Layne Somsen	.....2013
	91.1	.....Adam Bray	.....2015
6.	88.2	.....Andrew Clemen	.....2016
7.	88.0	.....Stephen Bougher	.....2013
8.	87.2	.....Caleb Thielbar	.....2009
9.	85.1	.....Trevor Schulte	.....1994
10.	84.0	.....Alex Oberle/Blake Treinen	.....2011

### CAREER

1.	326.2	.....Adam Bray	.....2012-15
2.	299.1	.....Stephen Bougher	.....2010-13
3.	274.0	.....Caleb Thielbar	.....2006-09
4.	270.2	.....Ryan Froom	.....2014-19
5.	218.1	.....Trevor Schulte	.....1991-94
6.	215.0	.....Layne Somsen	.....2009-13
7.	210.2	.....Billy McMacken	.....1987-90
8.	210.1	.....Tim Sweeney	.....1972-75
9.	201.2	.....Chad Coley	.....1990-93
10.	196.0	.....Jon Maras	.....1989-92

## STRIKEOUTS

### SEASON

1.	100	.....Trevor Schulte	.....1994
	100	.....Caleb Thielbar	.....2009
3.	95	.....Adam Bray	.....2014
4.	92	.....Tyler Olmstead	.....2019
5.	91	.....Layne Somsen	.....2013
6.	88	.....Adam Mazur	.....2021
7.	84	.....Peter Torgerson	.....1989
	84	.....Blake Treinen	.....2011
9.	83	.....Nic McCay	.....2019
10.	82	.....Blake Treinen	.....2010

# RECORD BOOK

## STRIKEOUTS

### CAREER

1.	264	Adam Bray	2012-15
2.	226	Trevor Schulte	1991-94
3.	196	Caleb Thielbar	2006-09
4.	191	Stephen Bougher	2010-13
5.	180	Layne Somsen	2009-13
6.	178	Tyler Olmstead	2017-21
7.	176	Ryan Froom	2014-19
8.	175	Jon Maras	1989-92
9.	166	Blake Treinen	2010-11
10.	163	Steve Mousel	1971-75

## EARNED RUN AVERAGE

### SEASON

(minimum 30 innings pitched)

1.	0.49	Bob Ehrke	1954
2.	1.29	Bob Ehrke	1952
3.	<b>1.31</b>	<b>Bret Barnett</b>	<b>2019</b>
4.	1.34	Charles Risse	1960
5.	1.45	Trever Vermeulen	2010
6.	1.67	Brett Mogen	2019
7.	1.85	Wade Adamson	1977
8.	1.87	Layne Somsen	2013
9.	1.89	Don Larson	1961
10.	1.89	Craig O'Hearn	1975

### CAREER

(minimum 90 innings)

1.	2.09	Bob Ehrke	1954-56
2.	2.33	Don Jorgenson	1954-56
3.	2.50	Trever Vermeulen	2008-11
4.	2.52	Bernie Van Essen	1964-66
5.	2.73	Steve Mousel	1971-74
6.	2.80	Charles Risse	1959-60
	2.80	Don Frank	1957-59
8.	2.90	Jim Langer	1969-70
9.	2.92	Wade Adamson	1976-78
10.	3.05	Howie Rice	1958-60

## SAVES

### SEASON

1.	13	J.D. Moore	2013
2.	10	Trever Vermeulen	2010/11
	10	Chris Halbur	2017
5.	9	Gary Olechoski	2006
	9	Jacob Kougl	2007
7.	8	J.D. Moore	2014
8.	7	Kirby Morsching	2008
7.	<b>7</b>	<b>Bret Barnett</b>	<b>2019</b>
10.	6	Chad Coley	1991
	6	J.D. Moore	2015
6.	<b>6</b>	<b>Bret Barnett</b>	<b>2022</b>

### CAREER

1.	32	J.D. Moore	2012-15
2.	23	Trever Vermeulen	2008-11
3.	<b>17</b>	<b>Bret Barnett</b>	<b>2018-present</b>
4.	14	Gary Olechoski	2003-06
5.	12	Chris Halbur	2016-17
6.	11	Bruce Mogen	1983-86
7.	10	Chad Coley	1990-93
8.	9	Ryan Sauter	2000-03
	9	Jacob Kougl	2007
10.	8	Brandon Groebner	1994-97
	8	Kirby Morsching	2006-09

## COMPLETE GAMES

### SEASON

1.	9	Bob Reeves	1987
	9	Trevor Schulte	1994
3.	8	Jon Maras	1990
4.	7	Brian Price	1988
	7	Pete Torgerson	1989
	7	Greg Kallevig	1984
	7	Chad Danielson	1996
	7	Greg Kallevig	1985
	7	Jeff Wolfswinkle	1982
	7	Dane Kallevig	1988

### CAREER

1.	20	Bob Reeves	1984-87
2.	19	Greg Kallevig	1983-85
3.	18	Tim Buterbaugh	1998-2000
4.	17	Trevor Schulte	1991-94
5.	16	Dane Kallevig	1987-89
6.	15	Jon Maras	1989-92
7.	14	Tom Mousel	1999-2002
8.	13	Billy McMacken	1987-90
9.	12	Ed Maras	1964-66
10.	11	Chad Danielson	1995-96

## WINNING PERCENTAGE

### SEASON

(minimum seven decisions)

1.	.971 (11-1)	Trevor Schulte	1994
2.	.900 (10-1)	Trever Vermeulen	2010
3.	.889 (8-1)	Mark Hofer	1984
	.889 (8-1)	Chad Coley	1993
5.	.875 (7-1)	Rob Hirschhoff	2001
	.875 (7-1)	Pete Torgerson	1989
	.875 (7-1)	Blake Treinen	2010
	.875 (7-1)	Kolton Emery	2011
9.	.857 (6-1)	Paul Sanow	1999
	.857 (6-1)	Nic McCay	2019

### CAREER

(minimum 10 wins)

1.	.839 (26-5)	Trevor Schulte	1991-94
2.	.824 (14-3)	John Semar	1993-94
3.	.800 (12-3)	Bernie Van Essen	1964-66
4.	.778 (14-4)	Blake Treinen	2010-11
5.	.739 (17-6)	Mark Hofer	1981-84
6.	.722 (13-5)	Bob Reeves	1984-86
7.	.706 (12-5)	Charles Risse	1958-60
8.	.700 (21-9)	Chad Coley	1990-93
9.	.696 (16-7)	Terry VanEngelenhoven	1991-94
10.	.680 (17-8)	Rob Hirschhoff	1999-2002

## STRIKEOUTS PER 9 INNINGS

### SEASON

(minimum 30 innings pitched)

1.	<b>13.82</b>	<b>Ryan Bourassa</b>	<b>2021</b>
2.	13.09	Brady Stover	2018
3.	12.86	Bob Ehrke	1953
4.	12.76	Ryan Bourassa	2022
5.	<b>12.32</b>	<b>Bret Barnett</b>	<b>2019</b>
6.	11.64	Adam Mazur	2021
7.	11.40	Pete Torgerson	1989
8.	10.80	Dick Barnes	1965
	10.80	J.D. Moore	2013
10.	10.76	Andrew Clemen	2015

## CAREER

(minimum 60 innings pitched)

1.	<b>13.38</b>	<b>Ryan Bourassa</b>	<b>2021-present</b>
2.	<b>11.98</b>	<b>Bret Barnett</b>	<b>2018-present</b>
3.	11.40	Pete Torgerson	1989
4.	10.80	Adam Mazur	2020-present
5.	10.22	Brady Stover	2017-20
6.	9.99	Dick Barnes	1964-66
7.	9.70	Bob Ehrke	1952-54
8.	9.38	Blake Treinen	2010-11
9.	9.32	Trevor Schulte	1991-94
10.	9.28	Jim Langer	1969-70

## GAMES STARTED

### SEASON

1.	16	Francisco Torres	2005
	16	Brady Moxham	2018
3.	15	Caleb Thielbar	2007
	15	Matt Bowman	2007
	15	Adam Bray	2014
	15	Andrew Clemen	2016
	15	Ryan Froom	2019
7.	14	Several players, including:	
		<b>Nic McCay</b>	<b>2019</b>
		Tyler Olmstead	2019

### CAREER

1.	51	Adam Bray	2012-15
2.	49	Ryan Froom	2014-19
3.	48	Stephen Bougher	2010-13
4.	44	Caleb Thielbar	2006-09
5.	39	Billy McMacken	1987-90
6.	38	Layne Somsen	2009-13
7.	34	Kolton Emery	2011-14
8.	33	Trevor Schulte	1991-94
	33	Tom Mousel	1999-2002
10.	29	Matt Magers	1995-97
	29	Bob Reeves	1984-87
	29	Jon Maras	1989-92
	29	Dane Kallevig	1987-89



**TREVER VERMEULEN** led the team in saves three times from 2009-11, finishing with a then-school-record 23 career saves. He also set the single-season mark (since broken) with 10 saves in both 2010 and 2011.

## SOUTH DAKOTA STATE ACTIVE CAREER BATTING

	G	GS	AVG	AB	R	H	2B	3B	HR	RBI	TB	SLG	BB	HP	SO	OBP	SF	SH	SB	SBA	PO	A	E	FLD
<b>REECE ANDERSON</b>																								
2021	26	10	0.250	40	4	10	0	0	0	4	10	0.250	0	2	15	0.279	1	3	1	1	29	0	0	1.000
2022	24	19	0.261	69	10	18	2	0	0	5	20	0.290	7	2	17	0.346	0	1	10	10	49	1	4	0.926
<b>Career</b>	<b>50</b>	<b>29</b>	<b>0.257</b>	<b>109</b>	<b>14</b>	<b>28</b>	<b>2</b>	<b>0</b>	<b>0</b>	<b>9</b>	<b>30</b>	<b>0.275</b>	<b>7</b>	<b>4</b>	<b>32</b>	<b>0.325</b>	<b>1</b>	<b>4</b>	<b>11</b>	<b>11</b>	<b>78</b>	<b>1</b>	<b>4</b>	<b>0.952</b>
<b>DREW BEAZLEY</b>																								
2019	42	42	0.275	149	29	41	11	1	4	21	66	0.443	27	11	57	0.420	1	10	2	2	302	18	7	0.979
2020	17	17	0.239	67	9	16	4	1	2	9	28	0.418	9	3	22	0.354	0	0	1	3	88	5	1	0.989
2021	43	41	0.203	143	12	29	10	1	1	20	44	0.308	15	6	54	0.299	3	0	2	3	240	19	4	0.985
2022	23	21	0.247	77	10	19	6	0	4	12	37	0.481	6	7	35	0.356	0	0	2	2	143	5	2	0.987
<b>Career</b>	<b>125</b>	<b>121</b>	<b>0.241</b>	<b>436</b>	<b>60</b>	<b>105</b>	<b>31</b>	<b>3</b>	<b>11</b>	<b>62</b>	<b>175</b>	<b>0.401</b>	<b>57</b>	<b>27</b>	<b>168</b>	<b>0.363</b>	<b>4</b>	<b>10</b>	<b>7</b>	<b>10</b>	<b>773</b>	<b>47</b>	<b>14</b>	<b>0.983</b>
<b>JESS BELLOWS</b>																								
2021	44	44	0.250	168	26	42	7	1	1	16	54	0.321	16	12	38	0.355	1	2	4	7	44	9	5	0.914
2022	6	6	0.300	20	1	6	3	0	0	1	9	0.450	0	1	3	0.333	0	0	0	1	12	0	2	0.857
<b>Career</b>	<b>50</b>	<b>50</b>	<b>0.255</b>	<b>188</b>	<b>27</b>	<b>48</b>	<b>10</b>	<b>1</b>	<b>1</b>	<b>17</b>	<b>63</b>	<b>0.335</b>	<b>16</b>	<b>13</b>	<b>41</b>	<b>0.355</b>	<b>1</b>	<b>2</b>	<b>4</b>	<b>8</b>	<b>56</b>	<b>9</b>	<b>7</b>	<b>0.903</b>
<b>JAMIE BERG</b>																								
2019	21	4	0.091	22	7	2	0	0	0	1	2	0.091	2	0	4	0.167	0	2	0	0	3	1	2	0.667
2020	12	3	0.077	13	3	1	0	0	0	0	1	0.077	1	0	6	0.143	0	1	1	1	3	0	0	1.000
2021	30	21	0.250	76	12	19	5	0	0	5	24	0.316	6	3	16	0.329	0	1	1	3	28	1	1	0.967
2022	18	11	0.261	46	5	12	1	0	1	6	16	0.348	3	0	12	0.306	0	0	0	2	14	0	0	1.000
<b>Career</b>	<b>81</b>	<b>39</b>	<b>0.217</b>	<b>157</b>	<b>27</b>	<b>34</b>	<b>6</b>	<b>0</b>	<b>1</b>	<b>12</b>	<b>43</b>	<b>0.274</b>	<b>12</b>	<b>3</b>	<b>38</b>	<b>0.285</b>	<b>0</b>	<b>4</b>	<b>2</b>	<b>6</b>	<b>48</b>	<b>2</b>	<b>3</b>	<b>0.943</b>
<b>OWEN BISHOP</b>																								
2021	7	5	0.125	16	1	2	0	0	0	2	2	0.125	4	0	6	0.300	0	0	1	1	32	5	2	0.949
2022	9	8	0.226	31	3	7	3	0	1	6	13	0.419	0	0	6	0.226	0	0	0	1	31	5	2	0.947
<b>Career</b>	<b>16</b>	<b>13</b>	<b>0.191</b>	<b>47</b>	<b>4</b>	<b>9</b>	<b>3</b>	<b>0</b>	<b>1</b>	<b>8</b>	<b>15</b>	<b>0.319</b>	<b>4</b>	<b>0</b>	<b>12</b>	<b>0.255</b>	<b>0</b>	<b>0</b>	<b>1</b>	<b>2</b>	<b>63</b>	<b>10</b>	<b>4</b>	<b>0.948</b>
<b>COLTON COX</b>																								
2019	27	6	0.138	29	3	4	2	0	0	2	6	0.207	4	0	17	0.242	0	3	0	0	23	0	1	0.958
2020	12	5	0.167	18	5	3	1	0	0	0	4	0.222	3	3	5	0.375	0	1	1	1	8	0	0	1.000
2021	19	5	0.150	20	4	3	0	0	0	1	3	0.150	4	1	15	0.320	0	0	1	2	17	1	0	1.000
2022	18	3	0.111	18	6	2	0	0	0	0	2	0.111	2	1	8	0.238	0	0	0	1	8	0	0	1.000
<b>Career</b>	<b>76</b>	<b>19</b>	<b>0.141</b>	<b>85</b>	<b>18</b>	<b>12</b>	<b>3</b>	<b>0</b>	<b>0</b>	<b>3</b>	<b>15</b>	<b>0.176</b>	<b>13</b>	<b>5</b>	<b>45</b>	<b>0.291</b>	<b>0</b>	<b>4</b>	<b>2</b>	<b>4</b>	<b>56</b>	<b>1</b>	<b>1</b>	<b>0.983</b>

### SOUTH DAKOTA STATE ACTIVE CAREER BATTING

DEREK HACKMAN	G	GS	AVG	AB	R	H	2B	3B	HR	RBI	TB	SLG	BB	HP	SO	OBP	SF	SH	SB	SBA	PO	A	E	FLD
2018	38	24	0.241	54	10	13	2	0	0	5	15	0.278	19	1	22	0.446	0	1	0	0	135	25	0	1.000
2019	36	31	0.237	97	16	23	4	0	2	16	33	0.340	22	2	31	0.385	1	2	0	0	258	28	3	0.990
2020	16	12	0.214	42	6	9	1	0	1	4	13	0.310	13	1	14	0.411	0	1	1	1	91	10	2	0.981
2021	44	42	0.319	144	31	46	8	0	8	26	78	0.542	30	2	39	0.436	3	0	0	1	263	30	6	0.980
2022	32	32	0.299	107	26	32	7	0	5	22	54	0.505	20	5	26	0.419	4	0	0	1	152	23	5	0.972
<b>Career</b>	<b>166</b>	<b>141</b>	<b>0.277</b>	<b>444</b>	<b>89</b>	<b>123</b>	<b>22</b>	<b>0</b>	<b>16</b>	<b>73</b>	<b>193</b>	<b>0.435</b>	<b>104</b>	<b>11</b>	<b>132</b>	<b>0.426</b>	<b>8</b>	<b>4</b>	<b>1</b>	<b>3</b>	<b>899</b>	<b>116</b>	<b>16</b>	<b>0.984</b>

LUKE IRA	G	GS	AVG	AB	R	H	2B	3B	HR	RBI	TB	SLG	BB	HP	SO	OBP	SF	SH	SB	SBA	PO	A	E	FLD
2019	49	46	0.242	194	24	47	11	2	1	25	65	0.335	10	2	42	0.284	2	6	3	4	37	87	8	0.939
2020	17	17	0.242	66	7	16	4	1	1	9	25	0.379	6	0	24	0.301	1	1	0	4	40	24	3	0.955
2021	47	47	0.268	179	23	48	11	1	3	23	70	0.391	17	3	50	0.337	3	2	4	4	64	132	11	0.947
2022	32	32	0.291	127	26	37	8	0	9	25	72	0.567	10	4	38	0.357	2	0	5	5	45	75	13	0.902
<b>Career</b>	<b>145</b>	<b>142</b>	<b>0.261</b>	<b>566</b>	<b>80</b>	<b>148</b>	<b>34</b>	<b>4</b>	<b>14</b>	<b>82</b>	<b>232</b>	<b>0.410</b>	<b>43</b>	<b>9</b>	<b>154</b>	<b>0.324</b>	<b>8</b>	<b>9</b>	<b>12</b>	<b>17</b>	<b>186</b>	<b>318</b>	<b>35</b>	<b>0.935</b>

RYAN McDONALD	G	GS	AVG	AB	R	H	2B	3B	HR	RBI	TB	SLG	BB	HP	SO	OBP	SF	SH	SB	SBA	PO	A	E	FLD
2019	32	21	0.237	76	16	18	1	0	3	9	28	0.368	11	6	21	0.376	0	0	1	1	116	15	3	0.978
2020	16	15	0.213	47	8	10	3	0	1	10	16	0.340	17	2	10	0.439	0	0	1	1	38	6	0	1.000
2021	47	44	0.218	147	18	32	3	3	4	17	53	0.361	29	11	45	0.381	2	0	1	1	148	18	3	0.982
2022	29	28	0.310	100	20	31	10	1	7	28	64	0.640	17	4	20	0.430	0	0	2	2	115	19	6	0.957
<b>Career</b>	<b>124</b>	<b>108</b>	<b>0.246</b>	<b>370</b>	<b>62</b>	<b>91</b>	<b>17</b>	<b>4</b>	<b>15</b>	<b>64</b>	<b>161</b>	<b>0.435</b>	<b>74</b>	<b>23</b>	<b>96</b>	<b>0.403</b>	<b>2</b>	<b>0</b>	<b>5</b>	<b>5</b>	<b>417</b>	<b>58</b>	<b>12</b>	<b>0.975</b>

AVERY MELLMAN	G	GS	AVG	AB	R	H	2B	3B	HR	RBI	TB	SLG	BB	HP	SO	OBP	SF	SH	SB	SBA	PO	A	E	FLD
2021	32	29	0.193	83	9	16	6	0	1	13	25	0.301	14	5	37	0.337	2	2	1	2	50	64	5	0.958
2022	8	3	0.182	11	1	2	0	0	0	1	2	0.182	0	0	8	0.182	0	2	0	0	6	9	0	1.000
<b>Career</b>	<b>40</b>	<b>32</b>	<b>0.191</b>	<b>94</b>	<b>10</b>	<b>18</b>	<b>6</b>	<b>0</b>	<b>1</b>	<b>14</b>	<b>27</b>	<b>0.287</b>	<b>14</b>	<b>5</b>	<b>45</b>	<b>0.327</b>	<b>2</b>	<b>4</b>	<b>1</b>	<b>2</b>	<b>56</b>	<b>73</b>	<b>5</b>	<b>0.963</b>

JORDAN SAGEDAHL	G	GS	AVG	AB	R	H	2B	3B	HR	RBI	TB	SLG	BB	HP	SO	OBP	SF	SH	SB	SBA	PO	A	E	FLD
2021	41	27	0.167	84	10	14	1	0	1	10	18	0.214	9	7	35	0.294	2	1	0	0	21	35	12	0.824
2022	26	21	0.197	61	12	12	4	0	2	5	22	0.361	7	3	24	0.310	0	0	1	4	36	47	4	0.954
<b>Career</b>	<b>67</b>	<b>48</b>	<b>0.179</b>	<b>145</b>	<b>22</b>	<b>26</b>	<b>5</b>	<b>0</b>	<b>3</b>	<b>15</b>	<b>40</b>	<b>0.276</b>	<b>16</b>	<b>10</b>	<b>59</b>	<b>0.304</b>	<b>2</b>	<b>1</b>	<b>1</b>	<b>4</b>	<b>57</b>	<b>82</b>	<b>16</b>	<b>0.897</b>

## CAREER PITCHING STATISTICS

<b>JON BAKER</b>	<b>ERA</b>	<b>W</b>	<b>L</b>	<b>APP</b>	<b>GS</b>	<b>CG</b>	<b>SHO</b>	<b>SV</b>	<b>IP</b>	<b>H</b>	<b>R</b>	<b>ER</b>	<b>BB</b>	<b>SO</b>	<b>2B</b>	<b>3B</b>	<b>HR</b>	<b>AVG</b>	<b>WP</b>	<b>HP</b>	<b>BK</b>	<b>SFA</b>	<b>SHA</b>
2020	0.00	0	0	1	0	0	0	0	1.00	1	1	0	2	0	1	0	0	0.500	0	0	0	1	0
2021	12.00	0	0	4	0	0	0	0	3.00	4	4	4	4	3	0	0	2	0.333	0	1	0	0	0
2022	14.73	0	0	4	0	0	0	0	3.67	5	6	6	4	2	0	0	1	0.333	0	1	0	0	0
<b>Career</b>	<b>11.73</b>	<b>0</b>	<b>0</b>	<b>9</b>	<b>0</b>	<b>0</b>	<b>0</b>	<b>0</b>	<b>7.67</b>	<b>10</b>	<b>11</b>	<b>10</b>	<b>10</b>	<b>5</b>	<b>1</b>	<b>0</b>	<b>3</b>		<b>0</b>	<b>2</b>	<b>0</b>	<b>1</b>	<b>0</b>

<b>BRET BARNETT</b>	<b>ERA</b>	<b>W</b>	<b>L</b>	<b>APP</b>	<b>GS</b>	<b>CG</b>	<b>SHO</b>	<b>SV</b>	<b>IP</b>	<b>H</b>	<b>R</b>	<b>ER</b>	<b>BB</b>	<b>SO</b>	<b>2B</b>	<b>3B</b>	<b>HR</b>	<b>AVG</b>	<b>WP</b>	<b>HP</b>	<b>BK</b>	<b>SFA</b>	<b>SHA</b>
2018	5.54	0	0	19	0	0	0	0	13.00	15	12	8	16	9	2	2	0	0.278	3	2	0	1	2
2019	1.31	5	1	20	0	0	0	7	34.33	16	5	5	14	47	1	0	1	0.138	7	0	0	0	2
2020	8.38	0	3	7	1	0	0	2	9.67	12	9	9	8	9	3	0	0	0.308	3	1	0	0	1
2021	7.03	1	2	13	1	0	0	2	24.33	30	23	19	14	36	9	0	2	0.300	6	4	0	1	0
2022	2.33	0	1	10	0	0	0	6	19.34	14	6	5	8	33	0	0	0	0.197	6	1	0	2	0
<b>Career</b>	<b>4.11</b>	<b>6</b>	<b>7</b>	<b>69</b>	<b>2</b>	<b>0</b>	<b>0</b>	<b>17</b>	<b>100.67</b>	<b>87</b>	<b>55</b>	<b>46</b>	<b>60</b>	<b>134</b>	<b>15</b>	<b>2</b>	<b>3</b>		<b>25</b>	<b>8</b>	<b>0</b>	<b>4</b>	<b>5</b>

<b>DREW BEAZLEY</b>	<b>ERA</b>	<b>W</b>	<b>L</b>	<b>APP</b>	<b>GS</b>	<b>CG</b>	<b>SHO</b>	<b>SV</b>	<b>IP</b>	<b>H</b>	<b>R</b>	<b>ER</b>	<b>BB</b>	<b>SO</b>	<b>2B</b>	<b>3B</b>	<b>HR</b>	<b>AVG</b>	<b>WP</b>	<b>HP</b>	<b>BK</b>	<b>SFA</b>	<b>SHA</b>
2019	6.91	1	0	12	0	0	0	3	14.33	11	11	11	9	10	2	0	3	0.216	3	1	0	2	1
2020	8.10	0	1	5	0	0	0	0	3.33	5	3	3	2	4	2	0	0	0.357	1	0	0	0	1
2021	2.16	4	2	12	7	0	0	0	33.34	30	13	8	14	28	8	0	0	0.254	2	3	0	1	5
2022	15.68	1	2	6	5	0	0	0	10.33	13	18	18	10	7	2	0	1	0.325	2	7	1	3	0
<b>Career</b>	<b>5.87</b>	<b>6</b>	<b>5</b>	<b>35</b>	<b>12</b>	<b>0</b>	<b>0</b>	<b>3</b>	<b>61.33</b>	<b>59</b>	<b>45</b>	<b>40</b>	<b>35</b>	<b>49</b>	<b>14</b>	<b>0</b>	<b>4</b>		<b>8</b>	<b>11</b>	<b>1</b>	<b>6</b>	<b>7</b>

<b>OWEN BISHOP</b>	<b>ERA</b>	<b>W</b>	<b>L</b>	<b>APP</b>	<b>GS</b>	<b>CG</b>	<b>SHO</b>	<b>SV</b>	<b>IP</b>	<b>H</b>	<b>R</b>	<b>ER</b>	<b>BB</b>	<b>SO</b>	<b>2B</b>	<b>3B</b>	<b>HR</b>	<b>AVG</b>	<b>WP</b>	<b>HP</b>	<b>BK</b>	<b>SFA</b>	<b>SHA</b>
2021	6.45	1	5	11	9	1	0	0	44.67	52	38	32	16	34	12	1	5	0.289	4	5	0	1	3
2022	3.99	2	3	7	7	0	0	0	38.33	36	19	17	12	34	6	2	1	0.243	2	2	1	3	0
<b>Career</b>	<b>5.31</b>	<b>3</b>	<b>8</b>	<b>18</b>	<b>16</b>	<b>1</b>	<b>0</b>	<b>0</b>	<b>83</b>	<b>88</b>	<b>57</b>	<b>49</b>	<b>28</b>	<b>68</b>	<b>18</b>	<b>3</b>	<b>6</b>		<b>6</b>	<b>7</b>	<b>1</b>	<b>4</b>	<b>3</b>

<b>RYAN BOURASSA</b>	<b>ERA</b>	<b>W</b>	<b>L</b>	<b>APP</b>	<b>GS</b>	<b>CG</b>	<b>SHO</b>	<b>SV</b>	<b>IP</b>	<b>H</b>	<b>R</b>	<b>ER</b>	<b>BB</b>	<b>SO</b>	<b>2B</b>	<b>3B</b>	<b>HR</b>	<b>AVG</b>	<b>WP</b>	<b>HP</b>	<b>BK</b>	<b>SFA</b>	<b>SHA</b>
2021	4.04	0	4	14	5	0	0	2	42.33	36	22	19	24	65	8	0	3	0.228	2	2	1	0	4
2022	2.08	2	2	11	0	0	0	3	30.34	15	12	7	17	43	2	0	1	0.150	6	5	4	0	5
<b>Career</b>	<b>3.22</b>	<b>2</b>	<b>6</b>	<b>25</b>	<b>5</b>	<b>0</b>	<b>0</b>	<b>5</b>	<b>72.67</b>	<b>51</b>	<b>34</b>	<b>26</b>	<b>41</b>	<b>108</b>	<b>10</b>	<b>0</b>	<b>4</b>		<b>8</b>	<b>7</b>	<b>5</b>	<b>0</b>	<b>9</b>

## CAREER PITCHING STATISTICS

<b>CODY CARLSON</b>	<b>ERA</b>	<b>W</b>	<b>L</b>	<b>APP</b>	<b>GS</b>	<b>CG</b>	<b>SHO</b>	<b>SV</b>	<b>IP</b>	<b>H</b>	<b>R</b>	<b>ER</b>	<b>BB</b>	<b>SO</b>	<b>2B</b>	<b>3B</b>	<b>HR</b>	<b>AVG</b>	<b>WP</b>	<b>HP</b>	<b>BK</b>	<b>SFA</b>	<b>SHA</b>
2019	5.91	0	3	10	0	0	0	1	21.33	28	15	14	5	19	2	0	3	0.301	0	1	1	1	0
2020	0.00	0	0	1	0	0	0	0	2.00	1	0	0	0	2	0	0	0	0.143	0	0	0	0	0
2021	4.27	2	5	12	12	0	0	0	65.34	76	40	31	25	54	17	2	3	0.297	2	11	1	1	9
2022	4.17	5	4	9	9	0	0	0	45.33	46	27	21	13	21	4	1	3	0.263	0	6	1	1	9
<b>Career</b>	<b>4.43</b>	<b>7</b>	<b>12</b>	<b>32</b>	<b>21</b>	<b>0</b>	<b>0</b>	<b>1</b>	<b>134</b>	<b>151</b>	<b>82</b>	<b>66</b>	<b>43</b>	<b>96</b>	<b>23</b>	<b>3</b>	<b>9</b>		<b>2</b>	<b>18</b>	<b>3</b>	<b>3</b>	<b>18</b>

<b>NIC McCAY</b>	<b>ERA</b>	<b>W</b>	<b>L</b>	<b>APP</b>	<b>GS</b>	<b>CG</b>	<b>SHO</b>	<b>SV</b>	<b>IP</b>	<b>H</b>	<b>R</b>	<b>ER</b>	<b>BB</b>	<b>SO</b>	<b>2B</b>	<b>3B</b>	<b>HR</b>	<b>AVG</b>	<b>WP</b>	<b>HP</b>	<b>BK</b>	<b>SFA</b>	<b>SHA</b>
2019	4.08	6	1	14	14	2	1	0	79.33	69	39	36	30	83	11	0	10	0.229	5	5	0	2	1
2020 - DNP	0.00	0	0	0	0	0	0	0	0.00	0	0	0	0	0	0	0	0	0.000	0	0	0	0	0
2021-DNP	0.00	0	0	0	0	0	0	0	0.00	0	0	0	0	0	0	0	0	0.000	0	0	0	0	0
2022	4.37	2	2	9	9	0	0	0	47.34	52	33	23	19	45	9	2	2	0.267	3	8	1	2	2
<b>Career</b>	<b>4.19</b>	<b>8</b>	<b>3</b>	<b>23</b>	<b>23</b>	<b>2</b>	<b>1</b>	<b>0</b>	<b>126.67</b>	<b>121</b>	<b>72</b>	<b>59</b>	<b>49</b>	<b>128</b>	<b>20</b>	<b>2</b>	<b>12</b>		<b>8</b>	<b>13</b>	<b>1</b>	<b>4</b>	<b>3</b>

<b>CLAY ODENBACH</b>	<b>ERA</b>	<b>W</b>	<b>L</b>	<b>APP</b>	<b>GS</b>	<b>CG</b>	<b>SHO</b>	<b>SV</b>	<b>IP</b>	<b>H</b>	<b>R</b>	<b>ER</b>	<b>BB</b>	<b>SO</b>	<b>2B</b>	<b>3B</b>	<b>HR</b>	<b>AVG</b>	<b>WP</b>	<b>HP</b>	<b>BK</b>	<b>SFA</b>	<b>SHA</b>
2021	9.00	0	0	11	0	0	0	0	10.00	11	10	10	5	3	1	1	3	0.314	6	5	1	3	0
2022	0.00	0	0	0	0	0	0	0	0.00	0	0	0	0	0	0	0	0	0.000	0	0	0	0	0
<b>Career</b>	<b>9.00</b>	<b>0</b>	<b>0</b>	<b>11</b>	<b>0</b>	<b>0</b>	<b>0</b>	<b>0</b>	<b>10</b>	<b>11</b>	<b>10</b>	<b>10</b>	<b>5</b>	<b>3</b>	<b>1</b>	<b>1</b>	<b>3</b>		<b>6</b>	<b>5</b>	<b>1</b>	<b>3</b>	<b>0</b>

<b>JORDAN SAGEDAHL</b>	<b>ERA</b>	<b>W</b>	<b>L</b>	<b>APP</b>	<b>GS</b>	<b>CG</b>	<b>SHO</b>	<b>SV</b>	<b>IP</b>	<b>H</b>	<b>R</b>	<b>ER</b>	<b>BB</b>	<b>SO</b>	<b>2B</b>	<b>3B</b>	<b>HR</b>	<b>AVG</b>	<b>WP</b>	<b>HP</b>	<b>BK</b>	<b>SFA</b>	<b>SHA</b>
2021	0.00	0	0	1	0	0	0	0	1.00	0	0	0	2	0	0	0	0	0.000	0	0	0	0	0
2022	0.00	0	0	1	0	0	0	0	0.67	0	0	0	0	1	0	0	0	0.000	0	0	0	0	0
<b>Career</b>	<b>0.00</b>	<b>0</b>	<b>0</b>	<b>2</b>	<b>0</b>	<b>0</b>	<b>0</b>	<b>0</b>	<b>1.67</b>	<b>0</b>	<b>0</b>	<b>0</b>	<b>2</b>	<b>1</b>	<b>0</b>	<b>0</b>	<b>0</b>		<b>0</b>	<b>0</b>	<b>0</b>	<b>0</b>	<b>0</b>

<b>LOGAN SMITH</b>	<b>ERA</b>	<b>W</b>	<b>L</b>	<b>APP</b>	<b>GS</b>	<b>CG</b>	<b>SHO</b>	<b>SV</b>	<b>IP</b>	<b>H</b>	<b>R</b>	<b>ER</b>	<b>BB</b>	<b>SO</b>	<b>2B</b>	<b>3B</b>	<b>HR</b>	<b>AVG</b>	<b>WP</b>	<b>HP</b>	<b>BK</b>	<b>SFA</b>	<b>SHA</b>
2021	20.25	0	0	5	1	0	0	0	5.33	14	14	12	8	2	1	0	3	0.500	0	1	0	0	0
2022	0.00	0	0	0	0	0	0	0	0.00	0	0	0	0	0	0	0	0	0.000	0	0	0	0	0
<b>Career</b>	<b>20.25</b>	<b>0</b>	<b>0</b>	<b>5</b>	<b>1</b>	<b>0</b>	<b>0</b>	<b>0</b>	<b>5.33</b>	<b>14</b>	<b>14</b>	<b>12</b>	<b>8</b>	<b>2</b>	<b>1</b>	<b>0</b>	<b>3</b>		<b>0</b>	<b>1</b>	<b>0</b>	<b>0</b>	<b>0</b>

<b>ELI SUNDQUIST</b>	<b>ERA</b>	<b>W</b>	<b>L</b>	<b>APP</b>	<b>GS</b>	<b>CG</b>	<b>SHO</b>	<b>SV</b>	<b>IP</b>	<b>H</b>	<b>R</b>	<b>ER</b>	<b>BB</b>	<b>SO</b>	<b>2B</b>	<b>3B</b>	<b>HR</b>	<b>AVG</b>	<b>WP</b>	<b>HP</b>	<b>BK</b>	<b>SFA</b>	<b>SHA</b>
2020	6.59	3	1	8	2	0	0	0	13.67	18	10	10	10	19	2	0	1	0.321	2	2	1	0	0
2021	4.43	3	3	14	0	0	0	0	22.33	16	13	11	18	34	1	0	3	0.211	7	3	1	1	2
2022	0.00	0	0	0	0	0	0	0	0.00	0	0	0	0	0	0	0	0	0.000	0	0	0	0	0
<b>Career</b>	<b>5.25</b>	<b>6</b>	<b>4</b>	<b>22</b>	<b>2</b>	<b>0</b>	<b>0</b>	<b>0</b>	<b>36</b>	<b>34</b>	<b>23</b>	<b>21</b>	<b>28</b>	<b>53</b>	<b>3</b>	<b>0</b>	<b>4</b>		<b>9</b>	<b>5</b>	<b>2</b>	<b>1</b>	<b>2</b>