



SOUTH DAKOTA STATE JACKRABBIT BASKETBALL GAME NOTES

SDSU Sports Information Office | 2820 Stanley J. Marshall Center | Brookings, SD 57007-1497
Associate Athletic Director-Communications / Tyler Merriam | Tyler.Merriam@sdstate.edu | 605-280-7892

SCHEDULE & RESULTS

Date	Opponent	Time/Result
Nov. 9	Bradley	W, 81-65
Nov. 12	at Alabama	L, 88-104
Nov. 14	at Stephen F. Austin	W, 83-71
Nov. 17	Montana State	W, 91-74
Nov. 18	Presentation	W, 99-62
Nov. 22	% Nevada	W, 102-75
Nov. 23	% Washington	L, 76-87
Nov. 24	% George Mason	W, 80-76
Nov. 30	Prairie View A&M	W, 99-90
Dec. 3	Minnesota Morris	W, 112-47
Dec. 8	at Idaho	L, 84-98
Dec. 11	# Washington State	W, 77-74
Dec. 15	at Missouri State	L, 63-75
Dec. 20	*Kansas City	W, 89-57
Dec. 22	*Oral Roberts	W, 82-76
Dec. 30	*at North Dakota State	W, 90-86
Jan. 8	*South Dakota	W, 84-65
Jan. 13	*at Omaha	W, 95-86
Jan. 15	*Denver	W, 80-62
Jan. 20	*at St. Thomas	W, 92-77
Jan. 22	*at Western Illinois	W, 93-75
Jan. 27	*North Dakota	W, 96-61
Jan. 29	*North Dakota State	W, 80-76
Jan. 31	*at North Dakota	W, 70-64
Feb. 5	*at South Dakota	W, 89-79
Feb. 10	*at Denver	W, 84-61
Feb. 12	*Omaha	W, 82-61
Feb. 17	*Western Illinois	W, 91-66
Feb. 19	*St. Thomas	W, 79-60
Feb. 24	*at Oral Roberts	W, 106-102 (ot)
Feb. 26	*at Kansas City	W, 86-75
Mar. 5	^ Omaha	W, 87-79
Mar. 7	^ South Dakota	W, 83-60
Mar. 8	^ North Dakota State	8 p.m.

* - Summit League game
 % - Crossover Classic in Sioux Falls
 # - Spokane, Wash.
 ^ - Summit League Tournament in Sioux Falls

FINAL SUMMIT LEAGUE STANDINGS

Team	Summit	Overall
South Dakota State	18-0	29-4
North Dakota State	13-5	23-9
Oral Roberts	12-6	20-12
Kansas City	12-6	18-12
South Dakota	11-7	19-12
Western Illinois	7-11	16-15
Denver	7-11	11-21
St. Thomas	4-14	10-20
Omaha	4-14	5-25
North Dakota	2-16	6-25

SUMMIT LEAGUE CHAMPIONSHIP - SOUTH DAKOTA STATE vs NORTH DAKOTA STATE



GAME INFO & COVERAGE

When..... Tuesday, Mar. 8
Where..... Sioux Falls, S.D.

Radio..... Jackrabbit Sports Network
Online..... GoJacks.com/Watch
Mobile..... Jackrabbit App
Play-by-Play..... Tyler Merriam

Live Video..... ESPN2
Online..... WatchESPN.com
Online..... ESPN App
Play-by-Play..... Clay Matvick
Analyst..... Kevin Lehman
Reporter..... Elaina Lanson

Head Coach
 Eric Henderson
 School: 67-21 (3rd Year)
 Overall: Same

STAT LEADERS
Points Per Game
 Baylor Scheierman (16.3)

Rebounds Per Game
 Baylor Scheierman (8.0)

Assists Per Game
 Baylor Scheierman (4.6)

Steals Per Game
 Baylor Scheierman (1.3)

Blocks Per Game
 Douglas Wilson (0.6)

SDSU	NDSU
29-4	23-9
18-0	13-5
14-0	12-3
10-3	9-6
5-1	2-0
W20	W3
72	169
68	146
RV	NR
RV	NR



Head Coach
 David Richman
 School: 159-96 (8th Year)
 Overall: Same

STAT LEADERS
Points Per Game
 Rocky Kreuser (16.0)

Rebounds Per Game
 Rocky Kreuser (7.8)

Assists Per Game
 Sam Griesel (3.3)

Steals Per Game
 Tyree Eady (1.0)

Blocks Per Game
 Grant Nelson (1.3)

KEY STORYLINES

- SDSU has won five consecutive Summit League regular season titles and eight of the last 10.
- The Jackrabbits became the first team in the 40-year history of the Summit League to finish conference play undefeated (18-0). SDSU and Murray State (Ohio Valley) were the only two teams unbeaten in its conference this season.
- SDSU has won 20 consecutive games, which matches Murray State for the longest in Division I.
- SDSU's 29 wins is a school record. It is also second to Murray State (30) for most in the nation.
- State leads the nation in both total field goal percentage (52.8) and three-point percentage (45.0).
- SDSU's 45.0 three-point percentage would be the best by a Division I team in 28 seasons (Indiana shot 45.4 percent from deep in 1993-94).
- The Jacks are scoring 87.1 points per game, the second most in Division I. SDSU has scored 80 points in 28 games, 18 against league foes.
- Baylor Scheierman is the only Division I player to lead his league in both rebounds and assists.
- The Jacks are receiving votes in the AP Top 25 poll for the fourth straight week. They also garnered votes in the Coaches Poll for the second straight week.
- SDSU has made more free throws than its opponents have attempted. The Jacks are 504-of-665, while foes are 319-of-431. SDSU has outscored teams by 185 points at the line, the second largest disparity in Division I.
- State is 23-8 all-time in the Summit League Tournament. The Jacks have played in six title games, winning five, the most recent in 2018.
- The Jacks have won a non-conference road game in 14 consecutive seasons, including nine wins over Power 5 conference teams.
- SDSU has won 17 straight at Frost Arena, the third longest streak in the country, winning 72 of the last 74 at Frost. The Jacks are undefeated in 7 of the last 11 seasons at home.

SOUTH DAKOTA STATE PROBABLE STARTERS



Alex Arians
 Pts 7.9
 Rebs 3.8
 Asts 2.1



Baylor Scheierman
 Pts 16.3
 Rebs 7.9
 Asts 4.6



Zeke Mayo
 Pts 9.5
 Rebs 2.9
 Asts 2.1



Charlie Easley
 Pts 7.8
 Rebs 3.3
 Asts 1.3



Douglas Wilson
 Pts 16.3
 Rebs 5.4
 Asts 1.4



SDSU QUICK FACTS

General Information

Name	South Dakota State University
City/State/Zip	Brookings, S.D. 57007
Founded	Feb. 21, 1881
Enrollment	11,465
Nickname	Jackrabbits
Colors	Yellow (PMS 109) & Blue (PMS 286)
Home Arena (Capacity)	Frost Arena (6,063)
Affiliation	NCAA Division I
Conference	The Summit League
School President	Barry H. Dunn
Athletic Director	Justin Sell
Senior Women's Admin	Kathy Heylens
Athletics Website	www.GoJacks.com
Athletics Department Phone	(605) 688-5625
University Website	www.sdstate.edu

Program History

First Year of Men's Basketball	1903-04
All-Time Record	1,614-1,068-1
Summit League Championships	12
Summit League Tournament (Last)	5 (2017-18)
Summit League Regular Season (Last)	7 (2020-21)
NCAA Postseason Berths (Last)	29 (2017-18)
NCAA Division I Postseason Berths	6
Years	11-12, 12-13, 15-16, 16-17, 17-18
Record	0-5

Team Information

2020-21 Overall Record	16-7
Conference Record/Finish	9-3 (1st)
Home Record	8-1
Away Record	4-2
Neutral Record	4-4
Starters Returning/Lost	5/0
Letterwinners Returning/Lost	10/2
Newcomers	3

WE ARE THE SOUTH DAKOTA STATE JACKRABBITS

Please call us South Dakota State or SDSU.

Please do not call us San Diego State, SDST or SDS, and please, never call us South Dakota. What's the difference? Great Question. Calling us "South Dakota" is like calling Arizona State, "Arizona," or Ohio State, "Ohio."

Again, calling South Dakota State "San Diego State" is just not cool, so please don't do it.

Also, Jackrabbits is one word, not Jack Rabbits or JackRabbits. Our jackrabbit mascot is modeled after a real species of rabbit, not a rabbit named Jack. Technically speaking, a jackrabbit is a hare, but let's not get technical. Calling us the Jacks is an acceptable second reference.

2021-22 JACKRABBITS ROSTER

No.	Name	Pos	Ht	Wt	Yr	Hometown	Pronunciation
0	Jaylon Gentry	G	5-9	175	Jr.	Brown Deer, Wis.	Jay-lunn Jen-tree
1	Matt Mims	G	6-0	175	So.	Cedar Rapids, Iowa	Matt Mims
2	Zeke Mayo	G	6-3	179	Fr.	Lawrence, Kan.	Zeke May-oh
3	Baylor Scheierman	G	6-6	205	So.	Aurora, Neb.	Baylor Shy-err-man
10	David Wingett	G/F	6-7	210	So.	Winnebago, Neb.	David WIN-jet
13	Luke Appel	F	6-8	240	Jr.	Marshalltown, Iowa	Luke Apple
15	Noah Freidel	G	6-4	200	So.	Tea, S.D.	No-uh Fry-dell
22	Aaron Fiegen	F	6-7	200	So.	Madison, S.D.	Aaron Fee-gihn
30	Charlie Easley	G	6-2	185	So.	Lincoln, Neb.	Charlie Eeze-lee
32	Matt Dentlinger	F	6-8	240	Jr.	Carroll, Iowa	Matt Dent-ling-urr
33	Broden Lien	F	6-8	235	Fr.	Flom, Minn.	Broh-den Lean
34	Alex Arians	G	6-4	200	Jr.	Madison, Wis.	Alex Air-ee-uhns
35	Douglas Wilson	F	6-7	220	Sr.	Des Moines, Iowa	Douglas Wilson

- Head Coach:** Eric Henderson - 3rd - Wayne State (Neb.), 2000 Eric Henderson
- Associate Head Coach:** Rob Klinkefus - 16th - Buena Vista, 2000 Rob Klink-eh-foos
- Assistant Coach:** Bryan Petersen - 3rd - Iowa State, 2009 Bryan Petersen
- Assistant Coach:** Khyle Marshall - 1st - Butler, 2014 Kyle Marshall
- Video Coordinator:** Reed Tellinghuisen - 4th - SDSU, 2018 Reed Tell-ing-hue-sen
- Graduate Assistant:** Billy Brown - 2nd - North Dakota, 2020 Billy Brown
- Director of Operations:** Tyler Glidden - 6th - Iowa State, 2010 Tyler Glidd-en
- Athletic Trainer:** Woodrow Dahl - 7th - SDSU, 2013 Wood-row Doll
- Strength & Conditioning:** Eric Adolph - 13th - Dakota Wesleyan, 2009 Eric A-dolf



HEAD COACH ERIC HENDERSON

Alma Mater, Year Wayne State (Neb.), 2000
 Record as HC at SDSU 67-21 (Third Season)

HEAD COACH NOTES

- Named head coach of the Jackrabbits on March 27, 2019 after spending three years on the SDSU staff as an assistant
- 22nd head coach in Jackrabbit basketball history
- Two-time Summit League Coach of the Year
- Henderson's squads have won at least a share of the Summit League regular season title in each of his three seasons at the helm of the program
- A Jackrabbit has earned All-League honors eight times in three seasons under Henderson
- Henderson has a 38-1 record inside Frost Arena in his three seasons as head coach and the Jackrabbits are 78-4 at Frost Arena during his six seasons with the program
- SDSU has reached the postseason three times with Henderson on staff with two NCAA Tournament berths (2017, 2018) and an NIT appearance in 2019
- Lives in Brookings with his wife, Alicia, and their four children; sons Kooper, Kort and Kyler, and daughter McKinley

HEAD COACHING RECORD

Season	School	Overall
2019-20	South Dakota State	22-10 (.688)
2020-21	South Dakota State	16-7 (.696)
2021-22	South Dakota State	29-4 (.878)
Career	Third Season	67-21 (.761)

CAREER TIMELINE

Position	School	Year
Asst. Coach	Wayne State	2001-03
Head Coach	Wayne Community School GBB	2004-05
Grad. Manager	Iowa State	2006-08
Learning Specialist	Iowa State	2008-09
Coach/Principal/AD	Burlington Catholic Central HS	2009-14
Asst. Coach	North Dakota State	2014-16
Asst. Coach	South Dakota State	2016-18
Assoc. Head Coach	South Dakota State	2018-19
Head Coach	South Dakota State	2019-pres.



HOME COURT ADVANTAGE

Records at Home Since 2011-12 (Last 10+)

Team	Conference	W-L	Pct
1. South Dakota St.	Summit	141-7	.953
2. Gonzaga	West Coast	170-9	.950
3. Kansas	Big 12	171-11	.940
4. Belmont	Ohio Valley	138-12	.920
5. Kentucky	SEC	173-17	.911
6. New Mexico St.	WAC	150-17	.898
7. Stephen F. Austin	Southland	148-18	.892
8. Louisiana Tech	C-USA	156-19	.891
9. Duke	ACC	159-21	.883
10. Arizona	Pac-12	164-22	.882

After Games Played on March 5

Records at Home Since 2015-16 (Last 6+)

Team	Conference	W-L	Pct
1. South Dakota St.	Summit	90-4	.957
2. Gonzaga	West Coast	103-6	.945
3. Kansas	Big 12	107-8	.930
4. Belmont	Ohio Valley	87-8	.916
5. Villanova	Big East	87-9	.906
6. Houston	AAC	105-11	.905
7. New Mexico State	WAC	92-10	.902
8. Purdue	Big Ten	101-11	.902
9. Kentucky	SEC	104-13	.889
10. Florida State	ACC	96-12	.889

After Games Played on March 5

Multiple Undefeated Seasons at Home in the Last 11 (2011-12 to 2021-22)

1. South Dakota St	7
2. Gonzaga	5
3. Kentucky	4
Stephen F Austin	4
4. Duke	3
Kansas	3
North Carolina Central	3
Oregon	3
Prairie View	3
Southern Miss	3

Home Streaks Since 2011-12

Every home loss and the ensuing win streak at Frost Arena since January of 2011

Date	Opponent	Score	Streak
Jan. 27, 2011	Kansas City	L, 63-58	Won 30
Nov. 14, 2013	Montana	L, 77-69	Won 7
Jan. 18, 2014	Omaha	L, 80-71	Won 0
Jan. 25, 2014	North Dakota St.	L, 85-77	Won 34
Dec. 28, 2016	North Dakota St.	L, 80-69	Won 1
Jan. 7, 2017	Omaha	L, 101-93	Won 26
Dec. 22, 2018	Montana	L, 84-75	Won 29
Feb. 5, 2021	South Dakota	L, 64-56	Won 17

NATIONAL RECOGNITION

The Jackrabbits were receiving votes in this week's Associated Press Top 25 poll.

It's the fourth consecutive week, and fifth time ever, that SDSU has garnered votes in the poll.

State also garnered votes in the Ferris Mowers Coaches Poll for the second consecutive week.

SCORING FROM HERE, THERE, EVERYWHERE
SDSU is the only team in the country shooting 50 percent from the field, 45 percent from deep and 75 percent at the free throw line.

If you wish to use round, even numbers, let's consider membership in the 50-40-70 Club ... there's still only SDSU.

Purdue is the closest to it. The Boilermakers shoot 70.5 at the free-throw line, but just miss the cut at 49.7 overall and 39.7 percent from beyond the arc.

Gonzaga shoots 52.4 percent overall and 72.6 percent at the line, but is "only" at 37.8 percent from deep.

50-40-70 CLUB MEMBERS	FG%	3PT%	FT%
1. South Dakota State	52.8	45.0	75.8
Purdue	49.7	39.7	70.5
Gonzaga	52.4	37.8	72.6

3-POINT SHOOTING

South Dakota State leads the nation, making 45.0 percent of its 3-pointers. No other team is shooting better than 40.0. In fact, SDSU would have to miss 87 consecutive 3-point attempts to drop out of first.

The Jacks have made at least nine three-pointers in 19 games this season, including 10 or more in 15 contests.

Four Jacks are shooting over 47 percent for the season - Alex Arians (50.7), Charlie Easley (49.4), Matt Mims (48.0) and Baylor Scheierman (47.5).

3-POINT SHOOTING	MADE	ATT	PCT
1. South Dakota State	313	695	45.0
2. Colgate	321	802	40.0
3. Purdue	279	702	39.7
4. Virginia Tech	277	713	38.8
5. Jacksonville State	289	744	38.8

3-POINT SHOOTING, PART II

South Dakota State is on a blistering pace from above the arc.

The three-point shot debuted in 1987 in NCAA basketball. The top 25 percentages in Division I history all occurred in the first six seasons. In fact, 23 of the 25 happened in 1987, 1988 or 1989.

Indiana's 1993-94 team shot 45.4 percent, which is tied for the 25th best in Division I annals. No team has shot better than 44.7 percent since.

SDSU is currently shooting 45.1 percent, which would be the 27th best in Division I history and the best in the last 28 seasons.

3-POINT PCT SINCE 1994-95	MADE	ATT	PCT
1. South Dakota State (2021-22)	313	695	45.0
2. UC Davis (2014-15)	274	613	44.7
3. Northern Arizona (1998-99)	243	546	44.5
4. Northern Colorado (2011-12)	199	448	44.4
5. Colorado State (1999-00)	255	579	44.0
6. Illinois State (2002-03)	188	427	44.0
7. Michigan State (2015-16)	321	739	43.4
8. William & Mary (2017-18)	337	777	43.4
9. Akron (2000-01)	189	436	43.3
10. Indiana (2011-12)	229	531	43.1

3-POINT SHOOTING, PART III

Over the last decade, no team in Division I has shot it from deep as well as South Dakota State.

3-POINTERS SINCE 2016-17	MADE	ATT	PCT
1. South Dakota State	1746	4428	39.4
2. Marquette	1773	4588	38.6
3. Lehigh	1356	3516	38.6
4. Wofford	1932	5040	38.3
5. Virginia Tech	1663	4373	38.0

3-POINTERS SINCE 2011-12	MADE	ATT	PCT
1. South Dakota State	3044	7902	38.5
2. Weber State	2748	7233	38.0
3. Creighton	3263	8592	38.0
4. Gonzaga	2793	7376	37.9
5. Lehigh	2445	6476	37.8

YOU MAKE LOTS OF GOOD POINTS

The Jackrabbits have scored 90 points in 12 games this season, which is tied for the most in the nation.

SDSU is undefeated when it scores 90 points in a game this season.

HIGHEST SCORING TEAMS	TIMES SCORING 90+
1. South Dakota State	12
Arizona	12
2. Gonzaga	11
3. Purdue	9
Toledo	9
4. Belmont	8
Iowa	8
Kentucky	8

FROST ARENA DOMINANCE

South Dakota State has one of the best home court advantages in Division I men's basketball.

Since the beginning of the 2015-16 season, the Jacks are 90-4 in Frost Arena, a .957 winning percentage. No team in the nation has been as successful as SDSU during that span.

Dating back to the 2011-12 campaign, SDSU has won 95.3 percent of its games at home, with only Gonzaga (94.9) and Kansas (93.9) over 92 percent.

SDSU has been perfect at home in seven of the last 11 seasons. In that span, no other program has had



AP TOP 25 POLL (MAR. 7)

	Team (1st)	W-L	Pts	Prev
1	Gonzaga (52)	24-3	1,514	1
2	Arizona (6)	28-3	1,435	2
3	Baylor (3)	26-5	1,402	3
4	Auburn	27-4	1,331	5
5	Kentucky	25-6	1,306	7
6	Kansas	25-6	1,170	6
7	Duke	26-5	1,100	4
8	Villanova	23-7	1,096	11
T-9	Purdue	25-6	967	8
T-9	Tennessee	23-7	967	13
11	Providence	24-4	951	9
12	Wisconsin	24-6	857	10
13	UCLA	23-6	737	17
14	Texas Tech	23-8	730	12
15	Arkansas	24-7	687	14
16	Illinois	22-8	612	20
17	Saint Mary's	24-6	506	19
18	Houston	26-5	502	14
19	Murray State	30-2	424	22
20	UConn	22-8	370	18
21	Southern Cal	25-6	279	16
22	Texas	21-10	216	21
23	Colorado State	24-4	194	NR
24	Iowa	22-9	189	24
25	North Carolina	23-8	56	NR

RV: Boise State 49, **South Dakota State 32**, Memphis 26, San Diego State 24, LSU 22, Loyola Chicago 16, Ohio State 16, Seton Hall 9, San Francisco 9, Rutgers 8, Alabama 7, Notre Dame 4, Vermont 3, Davidson 1, Longwood 1

USA TODAY COACHES POLL (MAR. 7)

	Team	Record	Pts	1st	Prev
1	Gonzaga	24-3	790	27	1
2	Arizona	28-3	744	2	3
3	Baylor	26-5	706	2	4
4	Auburn	27-4	704	1	5
5	Kentucky	25-6	676	0	6
6	Kansas	25-6	606	0	7
7	Duke	26-5	603	0	2
8	Villanova	23-7	548	0	11
9	Purdue	25-6	521	0	9
10	Providence	24-4	512	0	8
11	Tennessee	23-7	476	0	13
12	Wisconsin	24-6	460	0	10
13	UCLA	23-6	376	0	18
14	Texas Tech	23-8	361	0	12
15	Illinois	22-8	359	0	17
16	Arkansas	24-7	341	0	15
17	Saint Mary's	24-6	256	0	20
18	Houston	26-5	255	0	14
19	Murray St.	30-2	223	0	22
20	Connecticut	22-8	216	0	19
21	Southern California	25-6	204	0	16
22	Texas	21-10	124	0	21
23	Iowa	22-9	94	0	25
24	Colorado St.	24-4	58	0	NR
25	Ohio St.	19-10	36	0	23

RV: Boise State 26; North Carolina 20; Notre Dame 16; Seton Hall 14; Michigan St 13; Alabama 11; Wake Forest 10; **South Dakota State 7**; San Francisco 6; Marquette 6; Loyola-Chicago 6; San Diego State 5; Memphis 4; Louisiana State 3; Creighton 2; Rutgers 1; Iowa State 1.

more than four unbeaten seasons at home.

SDSU has won 17 consecutive games at Frost, the third longest active home court win streak in the country.

SUMMIT LEAGUE HONORS

Five of the last six Summit League Players of the Year have been Jackrabbits, as Baylor Scheierman won this year's award.

Scheierman is a two-time all-league honoree, while Wilson earned first-team all-Summit accolades, the third consecutive year he's been named to the all-conference team.

Eric Henderson claimed his second Summit League Coach of the Year award in his third season as the head coach of the Jackrabbits.

SUMMIT LEAGUE HONORS

Luke Appel	6th Man of the Year
Zeke Mayo	All-Newcomer Team
Baylor Scheierman	Player of the Year, 1st All-Summit
Douglas Wilson	1st All-Summit, All-Defensive Team
Eric Henderson	Coach of the Year

POINTS IN PAINT

When crafting the image of this Jackrabbit squad, you can't use such broad strokes as to portray this team as only capable of three-point barrages.

SDSU has tallied 50 or more points in the paint four times this season, highlighted by its 68 paint points in the overtime win at Oral Roberts (Feb. 24).

Two of the other three occurred against North Dakota State.

SDSU AT THE FREE THROW LINE

South Dakota State not only visits the free throw line frequently, but it keeps the opposition off of the charity stripe as well.

The Jacks have made 504 free throws, the tenth most in Division I. Meanwhile, opponents have shot only 431 free throws.

In totality, SDSU has outscored its foes by 185 points at the line (504-319), the second best margin in the country, behind former league foe Oakland.

Five times this season, SDSU has shot over 90 percent from the line in a game.

FREE THROW ADVANTAGE	FT Made	Opp Made	Diff
1. Oakland	498	281	+217
2. South Dakota State	504	319	+185
3. Weber State	492	317	+175
4. Western Kentucky	394	220	+174
5. Arizona	481	311	+170
6. Purdue	456	291	+165
7. UMBC	394	231	+163
8. Northern Iowa	443	287	+156
9. Portland	504	349	+155
10. Southeastern Louisiana	506	356	+150

OFFENSIVE SUMMIT LEAGUE HISTORY

The Jackrabbits feature one of the most productive offenses in the 40 year history of the Summit League.

SDSU is averaging 87.2 points per game, which would not only rank fifth in conference history, but would be the highest in 26 seasons.

Additionally, the Jacks are shooting 52.7 percent overall, which would be third all-time in the league.

SDSU's 45.1 percent success rate from 3-point range would be third, behind Green Bay teams from 1991 and 1992.

No team in league history has done what SDSU is on pace to accomplish - shoot 50 percent overall and 45 percent from deep while scoring over 85 points per game.

SUMMIT POINTS PER GAME	SEASON	AVG
1. Troy	1995-96	94.4
2. Troy	1994-95	91.4
3. Wright State	1992-93	89.1
4. Cleveland State	1985-86	88.9
5. South Dakota State	2021-22	87.1
6. Purdue Fort Wayne	2016-17	86.1

SUMMIT FIELD GOAL PCT	SEASON	PCT
1. Missouri State	1984-85	53.0
2. South Dakota State	2021-22	52.8
3. Eastern Illinois	1984-85	52.8
4. Missouri State	1983-84	52.7
5. Cleveland State	1985-86	52.3
6. Missouri State	1988-89	52.0

SUMMIT 3-POINT PCT	SEASON	PCT
1. Green Bay	1991-92	46.7
2. Green Bay	1990-91	46.4
3. Green Bay	1987-88	45.1
4. South Dakota State	2021-22	45.0
5. Green Bay	1988-89	44.8
6. Green Bay	1989-90	43.8

YOU GET A 3! AND YOU GET A 3!

SDSU's accuracy from deep isn't just one guy. It is a true team effort.

Ten times a Jackrabbit has made five or more triples in a game. Six different Jacks have turned the trick.

In fact, it's happened four times in the last six games - by four different shooters.

GAMES WITH 5+ THREE POINTERS MADE THIS YEAR

Noah Freidel	5 for 12	at Stephen F. Austin (11.14.21)
Noah Freidel	5 for 10	vs. Nevada (11.22.21)
Noah Freidel	5 for 12	Prairie View (11.30.21)
Zeke Mayo	5 for 6	South Dakota (1.8.22)
Baylor Scheierman	6 for 6	at Omaha (1.13.22)
Alex Arians	5 for 8	Denver (1.15.22)
Matt Mims	5 for 7	at Denver (2.10.22)
Zeke Mayo	5 for 8	Omaha (2.12.22)
Charlie Easley	5 for 7	Western Illinois (2.17.22)
Baylor Scheierman	5 for 10	at Kansas City (2.26.22)



SUMMIT LEAGUE UNDEFEATED, THE STARTS

SDSU became the first team in the 40-year history of the Summit League to finish the regular season undefeated.

Two other teams had started league play with more than 12 consecutive wins - Cleveland State opened the 1992-93 league campaign 14-0, while Oral Roberts won its first 13 conference games in 2007-08.

SUMMIT LEAGUE UNDEFEATED, THE FINISHES

Yes, the Jacks became the first unbeaten team the Summit League has ever produced, but many have come close.

Eight teams have finished the conference slate with only one loss, most recently SDSU in 2017-18.

ONE LOSS SEASONS IN SUMMIT LEAGUE PLAY

Oakland (2009-10)	17-1
Oakland (2010-11)	17-1
Oral Roberts (2011-12)	17-1
Cleveland State (1992-93)	15-1
Cleveland State (1984-85)	13-1
Missouri State (1986-87)	13-1
South Dakota State (2017-18)	13-1
Missouri State (1989-90)	11-1

SUMMIT LEAGUE DEFENSE

SDSU finished second in the Summit League in scoring defense, holding teams to 71.4 points per game.

The Jacks held opponents below 80 points in 15 of their 18 league games

Eight times, league teams have been held below 40 percent shooting by the Jackrabbit defense.

Only six times in the league has a team shot better than 35 percent from deep.

WILSON AT THE LINE

Douglas Wilson is no stranger to the free throw line. He is currently 20th in the nation in attempts (199) and 42nd in makes (137).

According to KenPom.com's analytics, Wilson draws 7.6 fouls per 40 minutes, the second most in Division I.

He has visited the line 10 times in a game on five occasions this season, the most recent an 8-for-10 performance vs. Omaha in Saturday's quarterfinal.

Thirteen times in his career he has shot 10 or more free throws in a game.

KENPOM.COM FOULS DRAWN PER 40 MINUTES

1. Scotty Pippen	Vanderbilt	7.7
2. Douglas Wilson	South Dakota State	7.7
3. Jao Ituka	Marist	7.5
4. Graham Ike	Wyoming	7.5
5. Kofi Cockburn	Illinois	7.3

SDSU AGAINST THE POWER 5

South Dakota State recorded its ninth Power 5 victory since 2008-09, defeating Washington State 77-74 on Dec. 11 on a neutral court in Spokane, Wash.

SDSU is 2-0 against both Iowa State and Iowa in that span and also has victories against Ole Miss, TCU, Minnesota and Washington.

OFFENSIVE SDSU HISTORY

This season is likely to go down as one of the best in school history, statistically speaking. See below...

POINTS PER GAME

1. 2001-02	90.2
2. 1968-69	89.2
3. 1995-96	88.6
4. 1997-98	87.8
5. 1967-68	87.7
6. 1996-97	87.4
7. 2021-22	87.1
8. 2000-01	86.5
9. 2003-04	86.5
10. 1963-64	85.6

WINS

1. 2021-22	29-4
2. 2017-18	28-7
3. 2003-04	27-7
2011-12	27-8
4. 1997-98	26-3
1984-85	26-7
2015-16	26-8
5. 1996-97	25-5
1991-92	25-8
2012-13	25-10

3-POINTERS MADE

1. 2017-18	374
2. 2018-19	327
3. 2016-17	318
4. 2021-22	313
5. 2011-12	284
6. 2014-15	280
7. 2010-11	276
8. 2012-13	270
9. 2015-16	255
10. 2003-04	249

3-POINT PCT

1. 2021-22	45.0
2. 1986-87	42.7
3. 1997-98	41.7
4. 2010-11	41.1
5. 2018-19	40.8
6. 1995-96	40.8
7. 2017-18	40.3
8. 1987-88	39.4
9. 2011-12	39.0
10. 2012-13	38.9

FIELD GOAL PCT

1. 1979-80	53.3
2. 2021-22	52.8
3. 1980-81	52.3
4. 1995-96	51.8
5. 1968-69	51.2
6. 1983-84	51.1
7. 1996-97	50.6
8. 1996-97	50.1
9. 2018-19	50.1
10. 2001-02	49.9

FREE THROW PCT

1. 2018-19	77.8
2. 2016-17	77.1
3. 2012-13	76.2
4. 2017-18	76.2
5. 2021-22	75.8
6. 2013-14	75.6
7. 1976-77	75.2
8. 1967-68	75.1
9. 1991-92	74.9
10. 2009-10	74.5

OFFENSE + DEFENSE = WINS

South Dakota State's success can be attributed to its abilities on each end of the floor

The Jackrabbits led the Summit League in field goal percentage both offensively and defensively.

SDSU is one of four programs that led its conference in both categories within league play.

TEAM	LEAGUE	OFFENSE	DEFENSE
Gonzaga	West Coast	52.6%	37.9%
Norfolk	MEAC	47.5%	37.7%
South Dakota State	Summit	54.9%	45.7%
Toledo	MAC	49.8%	39.2%

SHOOTING HOT HOT HOT

The Jacks have shot over 60 percent in five games this season, highlighted by a 63.8 percent performance at St. Thomas last month.

SDSU has eclipsed 58 percent on ten occasions.

BEST FG SHOOTING GAMES	MADE	ATT	PCT
01.20.2022 at St. Thomas	30	47	63.8
02.18.2022 Western Illinois	33	52	63.5
01.22.2022 at Western Illinois	31	51	60.8
12.30.2021 at North Dakota State	35	58	60.3
02.05.2022 at South Dakota	30	50	60.0
03.07.2021 vs. South Dakota	31	52	59.6
11.17.2021 Montana State	36	61	59.0
11.22.2021 vs. Nevada	37	63	58.7
12.03.2021 Minnesota-Morris	45	77	58.4
02.10.2022 at Denver	32	55	58.2

1,000 POINT CLUB

Two Jackrabbits have claimed membership in the 1,000-point club at South Dakota State, while a third's application is in waiting.

Douglas Wilson became a member in November. He's 17th in school history with 1,360 points.

Baylor Scheierman joined the club in the final week of the season. His 1,067 points ranks 40th in program annals.

Alex Arians is likely the next Jackrabbit to join the club. He currently sits at 995 career points.

SCHEIERMAN DOES IT ALL

Baylor Scheierman is the only player in Division I men's basketball to lead his conference in both rebounds and assists, earning him the Summit League Player of the Year award.

The Aurora, Neb., native has tallied 11 double-doubles this season. Following the 13 he posted during the 2020-21 campaign, he now has 24 for his career. That's the second most by a Jackrabbit in the Division I era.

Scheierman ranks 10th in the nation in defensive rebounds per game, averaging 7.5 on the year. Of his 256 total rebounds, 240 of them have come at the defensive end of the floor.

He's scored in double figures 29 times in 33 games, tallying at least 18 points on 16 occasions.

Scheierman has recorded at least five assists in 18 different games.

He's made multiple three-pointers 24 times and is shooting 47.6 percent from long range.

In Summit League play, he was exceptional. Scheierman averaged 18.2 points, 7.7 rebounds, 5.1 assists and 1.4 steals in conference play, shooting 55.4 percent overall, 48.9 percent from deep and 80.3 percent at the foul line.

Last year, the do-it-all guard became one of seven



players in the country since 1992-93 to average at least 15.0 points, 9.2 rebounds and 3.9 assists per game in a season.

Scheierman finished the 2020-21 season with 13 double-doubles, the 11th-most in the nation, and ranked third nationally while leading the league in defensive rebounds per game (8.65).

Four times the Summit League Player of the Week, he's won three of those honors this season.

JACKRABBIT CAREER DOUBLE-DOUBLES IN DIVISION I

1. Mike Daum	54	2015-19
2. Baylor Scheierman	24	2019-pr.
3. Jordan Dykstra	20	2010-14
4. Kai Williams	17	2006-10
5. Cody Larson	15	2013-15

BALANCED OFFENSE

The Jackrabbit offense is not a solo act - it truly is a full orchestra on display each game.

All eight players in SDSU's rotation averaged at least 5.9 points per game in Summit League play, and all eight shot at least 47 percent - with four shooting over 54 percent.

Going back to November, 10 different players have scored in double figures, and seven Jackrabbits have hit the 20-point mark in a game.

In fact, SDSU is one of five teams to have seven different players reach the 20-point mark in a game this year, joining Bowling Green, Kansas City, Seton Hall and Temple.

MAYO PICKING UP STEAM

Zeke Mayo was the only freshman selected to the five-man Summit League All-Newcomer Team.

He's scored in double figures 18 times in 32 games, including 12 of 20 against conference foes.

He shot 47.3 percent in league play, making 32-of-75 from 3-point range.

Overall, Mayo is 36-for-39 at the free throw line and has made multiple 3-pointers 15 times.

He set a career high with five triples in the Jan. 8 win over South Dakota, then matched that total in the Feb. 12 defeat of Omaha.

ACCURATE ARIANS

Alex Arians had a string of 19 consecutive free throws made snapped at Kansas City on Saturday.

This is his second longest string of success at the stripe. He made 29 in a row last year.

EASLEY DOES IT

Charlie Easley has proven to be a key contributor, regardless of the exact role he is asked to play.

The Nebraska transfer became a regular starter in Summit League play and has responded.

First and foremost, he's earned the reputation as a solid on-the-ball defender. He has recorded at least one steal in six of the last seven games, including three in Saturday's opening round win over Omaha.

Offensively, he's shooting 49.5 percent from long range (45-of-91).

APPEL EFFICIENT ON OFFENSE

How good has Luke Appel been coming off the Jackrabbit bench? For starters, he was voted the Summit League's Sixth Man of the Year.

The backup post is shooting 60.1 percent and was red hot down the stretch. Since February began, Appel has made of 43-of-62 shots, a 69.3 percent success rate over the last eight games.

He has scored in double figures 14 times, ten of those coming against Summit League competition.

APPEL'S 40-POINT OUTBURST

Luke Appel became the first Jackrabbit to score 40 points while not starting a game.

He posted 41 points in the Feb. 24 win at Oral Roberts. That's the most in a game by any Summit League player this season.

Appel's tally is the 16th time this season a men's basketball player has scored at least 41 points in a Division I game.

Going a step further, he became the first Division I player in the last 25 years to post a 40-point double-double while coming off the bench. He grabbed 10 rebounds alongside his 41 points.

There have now been nine times in school history a Jackrabbit has turned in a 41-point effort.

40-POINT GAMES BY A JACKRABBIT

Nate Wolters	53	at Fort Wayne (02.07.2013)
Mike Daum	51	at Fort Wayne (02.18.2017)
Dave Thomas	44	Coe (03.10.1973)
Mike Daum	42	Southern (12.07.2018)
Mike Daum	42	Fort Wayne (01.21.2017)
Luke Appel	41	at Oral Roberts (02.24.2022)
Mike Daum	41	vs. UTSA (11.20.2018)
Steve Lingenfelter	41	Grand View (12.01.1980)
Tom Black	41	Morningside (01.21.1964)
Steve Lingenfelter	40	at Fresno State (12.19.1980)
Kent Hyde	40	Augustana (02.05.1957)

MIMS RISING UP

Reserve guard Matt Mims is not afraid to take the big shot.

He's hit on 37-of-78 from beyond the arc, shooting 47.4 percent from long range.

He went 4-for-4 at the line in the final two minutes - his first free throws of the year - to help the Jacks

fight off North Dakota State in Fargo (Dec. 30).

Five times in league play he has scored double figures, highlighted by a career-best effort of 15 points at Denver (Feb. 20) in which he connected on 5-of-7 from deep.

DENTLINGER MAKES AN IMPACT

Matt Dentlinger had made 69 consecutive starts before coach Eric Henderson switched things up, having him come off the bench in Summit League play.

The second team all-conference honoree of two years ago has been undeterred, scoring at a virtual identical pace.

He shot 62.8 percent in 2019-20 and 63.7 percent last year. This year he's shooting 62.7 percent, making 74-of-118.

When Douglas Wilson was injured and Luke Appel encountered foul trouble at Omaha (Jan. 13), Dentlinger rose to the occasion. He scored a career high 25 points, making 11-of-13, while grabbing nine rebounds.

A DISTRIBUTION PLAN

In SDSU's first 17 seasons of Division I men's basketball, the Jackrabbits accumulated 24 assists in a game twice.

This season, they've done it four times. In fact, the Jacks have dished out 20 or more assists in ten different games.

MOST ASSISTS AS A TEAM THIS YEAR

12.03.2021	Minnesota-Morris	28
11.18.2021	Presentation	26
11.22.2021	vs. Nevada	25
01.13.2022	at Omaha	24
12.08.2021	at Idaho	23
02.10.2022	at Denver	23
01.22.2022	at Western Illinois	22
11.30.2021	Prairie View A&M	21
12.30.2021	North Dakota State	21
02.17.2022	Western Illinois	20

NOT TURNING IT OVER

SDSU committed only three turnovers in the Feb. 25 win at Oral Roberts.

Three turnovers is remarkable enough. Considering it was overtime game adds to the impressiveness.

It marked the third time in the Division I era that the Jackrabbits have committed only three turnovers.

In 17 of SDSU's 33 games, the Jacks have committed 10 turnovers or fewer.

The Jacks only turned it over seven times in the opening round win over Omaha on Saturday.

STREAKING JACKRABBITS

SDSU has won 20 consecutive games, the longest



active streak in Division I men's basketball.

It is the longest streak in the program's Division I tenure, and is the best in school history.

D1 & D2 STREAKS

1. 2021-22 20
2. 1997-98 20
3. 1956-57 18
4. 2003-04 17

STREAKS IN D1 ONLY

1. 2021-22 20
2. 2017-18 11
3. 2018-19 9
4. 5 streaks of 8

FEW LIVE BALL TURNOVERS

SDSU commits just 11.5 turnovers per game, and only 10.7 in league play.

When they do turn it over, it is rarely in a live-ball scenario, allowing run outs on the other end.

According to KenPom.com, defenses have stolen the ball from the Jackrabbits on just 6.8 percent of their possessions.

Only three teams have a better steals allowed rate than SDSU.

KENPOM.COM STEAL PERCENTAGE

- | | | |
|------------------------------|---------------|------------|
| 1. St. Thomas | Summit | 5.2 |
| 2. Montana | Big Sky | 6.0 |
| 3. UNC Wilmington | CAA | 6.4 |
| 4. South Dakota State | Summit | 6.8 |
| 5. UCLA | Pac-12 | 6.8 |

DENTLINGER EARNS ACADEMIC HONOR

Matt Dentlinger earned his third career selection to the Academic All-District 6 Men's Basketball Team as selected by the College Sports Information Directors of America.

He'll advance to the national ballot for Academic All-America consideration next month.

He was chosen as a third-team Academic All-American during the 2020-21 season.

SUMMIT LEAGUE PLAYERS OF THE YEAR

For the fifth time in the last six seasons, the Summit League Player of the Year resides in Brookings.

Mike Daum won the award in 2016, 2017 and 2018. Douglas Wilson took home the honor in 2019. Now, Baylor Scheierman.

Nate Wolters was voted as the Player of the Year in 2013, giving the Jacks six of the last 10 awards.

WILSON NAMED TO LOU HENSON AWARD WATCH LIST

Douglas Wilson was named to the 2021-22 Lou Henson National Player of the Year award mid-season watch list, signifying the top mid-major player in Division I. Wilson was one of two players from the Summit League recognized on the list.

HOME SWEET HOME

SDSU enjoys one of the best home court advantages around.

The Jackrabbits have won 17 in a row and 72 of the last 74 games in Frost Arena.

Since opening in February of 1973, SDSU has compiled six strings of 20 or more consecutive wins - and four of those runs have come in Division I.

LONGEST HOME WIN STREAKS IN SCHOOL HISTORY

1. 2014-16 34
2. 2011-13 30
3. 2018-21 29
4. 2003-05 27
5. 2017-18 26
6. 1997-98 22
7. 1983-84 19
8. 2001-02 18
- 1984-85 18
- 1991-92 18
9. **2021-22 17**
10. 1988-89 14

RUN OF SUCCESS

South Dakota State has played in eight of the last nine postseasons, excluding 2019-20 when the COVID-19 pandemic caused the cancelation of all postseason tournaments. The Jacks have been to five NCAA Tournaments, a pair of National Invitation Tournaments and one trip to the College Basketball Invitational.

SDSU has won five Summit League Tournaments since 2011-12 and at least a share of seven of the last nine regular season crowns, including four straight.

The Jackrabbits have won 20 or more games in four of the last five seasons.

FIRST BANK & TRUST ARENA RENOVATION

On Sept. 13, SDSU Athletics officials announced First Bank & Trust had committed a \$20 million lead gift for the complete renovation of Frost Arena.

It is the largest single gift in the history of SDSU The proposed project, pending South Dakota Board of Regents approval, is estimated at \$50 million.

The renovation project is expected to take two years and will be done in phases to avoid relocation and interruption of SDSU events. Volleyball, wrestling and basketball games will continue to be played in Frost throughout construction.

New premium seating areas and suites, state-of-the-art video board and display systems, an enhanced sound system, a more spacious concourse, and improved restrooms are all a part of the project.

New and improved locker rooms and offices are also a part of the design. The arena will have an estimated capacity of 5,500.

Henry Carlson is the general contractor for the

project. EAPC Architects Engineers is managing the architectural renderings and specifications.

In addition to the \$20 million, an anonymous donor contributed \$10 million, eight families made an additional \$2.6 million investment in the project. On top of that, another anonymous donor made a \$5 million matching gift to the arena project.

HENDERSON SIGNS EXTENSION

Over the offseason, South Dakota State and head coach Eric Henderson agreed to a contract extension through the 2025-26 season. The extension added two years onto Henderson's existing five-year deal, which had three seasons remaining.



2021-22 JACKRABBIT BASKETBALL GAME NOTES

ACTIVE OVERALL WIN STREAKS

1. Murray State	Ohio Valley	20
South Dakota State	Summit	20
2. Colgate	Patriot	14
3. Kent State	MAC	12
4. Purdue Fort Wayne	Horizon	10
Stephen F Austin	WAC	10

ACTIVE CONFERENCE WIN STREAKS

1. Murray State	Ohio Valley	20
South Dakota State	Summit	20
3. Colgate	Patriot	14
4. Kent State	MAC	12
5. Purdue Fort Wayne	Horizon	10
Stephen F Austin	WAC	10

ACTIVE HOME COURT WIN STREAKS

1. Gonzaga	West Coast	67
2. Texas Tech	Big 12	21
3. Arizona	Pac-12	19
Kentucky	SEC	19
4. Auburn	SEC	18
Saint Mary's	WCC	18
SMU	AAC	18
5. Middle Tennessee	C-USA	17
South Dakota State	Summit	17
Tennessee	SEC	17

ACTIVE ROAD WIN STREAKS

1. Murray State	Ohio Valley	9
South Dakota State	Summit	9
2. Duke	ACC	8
North Texas	Conference USA	8
3. Kent State	MAC	6
4. Alcorn	SWAC	5
Colgate	Patriot	5
Georgia State	Sun Belt	5
Kent State	MAC	5
Miami (Florida)	ACC	5
North Carolina	ACC	5
Princeton	Ivy	5
Texas Southern	SWAC	5

MOST OVERALL WINS THIS SEASON

1. Murray State	Ohio Valley	30-2
2. South Dakota State	Summit	29-4
2. Arizona	Pac-12	28-3
3. Auburn	SEC	27-4
4. Duke	ACC	26-4
Houston	AAC	26-4
Baylor	Big 12	26-5
Vermont	America East	26-5
Longwood	Big South	26-6

MOST CONFERENCE WINS THIS SEASON

1. Murray State	Ohio Valley	18-0
South Dakota State	Summit	18-0
Arizona	Pac-12	18-2
2. Vermont	America East	17-1
Iona	MAAC	17-3
Toledo	MAC	17-3
3. Colgate	Patriot	16-2
North Texas	C-USA	16-2
Duke	ACC	16-4
Kent State	MAC	16-4
Montana State	Big Sky	16-4
Villanova	Big East	16-4

MOST ROAD WINS THIS SEASON

1. Chattanooga	Southern	12-4
2. Murray State	Ohio Valley	11-1
Navy	Patriot	11-4
Towson	CAA	11-4
3. Miami (Florida)	ACC	10-2
South Dakota State	Summit	10-3
Belmont	Ohio Valley	10-4
Vermont	America East	10-4
Monmouth	Big South	10-7

FIELD GOAL PERCENTAGE

1. South Dakota State	Summit	52.8
2. Gonzaga	West Coast	52.4
3. Purdue	Big Ten	49.7
4. UC Santa Barbara	Big West	49.5
5. Arizona	Pac-12	49.5
6. Santa Clara	WCC	49.3
7. Princeton	Ivy	49.0
8. Belmont	Ohio Valley	48.9
9. Wake Forest	ACC	48.9
10. Duke	ACC	48.9

SCORING OFFENSE

1. Gonzaga	West Coast	88.3
2. South Dakota State	Summit	87.1
3. Arizona	Pac-12	84.7
4. Oral Roberts	Summit	83.8
5. Iowa	Big Ten	83.6
6. Toledo	MAC	81.5
7. Purdue	Big Ten	80.7
8. Princeton	Ivy	80.6
9. Duke	ACC	80.4
10. Buffalo	MAC	80.3

THREE POINT FIELD GOAL PERCENTAGE

1. South Dakota State	Summit	45.0
2. Colgate	Patriot	40.0
3. Purdue	Big Ten	39.7
4. Virginia Tech	ACC	38.8
5. Jacksonville State	Atlantic Sun	38.8
6. Princeton	Ivy	38.8
7. Santa Clara	WCC	38.8
8. Loyola Chicago	Missouri Valley	38.7
9. Davidson	Atlantic 10	38.7
10. Furman	SoCon	38.7

SCORING MARGIN

1. Gonzaga	West Coast	23.3
2. Arizona	Pac-12	18.0
3. Houston	AAC	18.0
4. Murray State	Ohio Valley	17.0
5. UAB	C-USA	14.9
6. Duke	ACC	14.4
Kentucky	SEC	14.4
8. Baylor	Big 12	13.5
9. South Dakota State	Summit	13.6
10. Toledo	MAC	13.2



NORTH DAKOTA STATE SERIES HISTORY

- 232nd Meeting (NDSU leads series 120-111)
- SDSU has won 10 of the last 12
- This will be the fifth time the two have met in the Summit League Tournament, and the fourth time for the title.
- The last eight meetings have been decided by a total of 21 points.

DIVISION I MEETINGS

04-05	J15	H	W	78	59
04-05	F18	N	L	55	75
04-05	F26	A	W	68	57
05-06	J14	A	L	56	86
05-06	F18	H	W	67	65
06-07	F3	H	L	60	78
06-07	F24	A	L	69	86
07-08	J25	A	L	63	90
07-08	F22	H	L	60	63
08-09	J23	H	Lot	77	87
08-09	F17	A	L	74	96
09-10	J15	A	L	67	79
09-10	F13	H	L2ot	85	90
10-11	D4	H	L	75	82
10-11	F25	A	L	61	84
11-12	J21	A	Wot	91	88
11-12	F15	H	W	80	57
12-13	D29	A	L	62	65
12-13	J26	H	W	69	53
12-13	M12	N	W	73	67
13-14	J25	H	L	77	85
13-14	F22	A	L	59	74
14-15	J4	H	L	69	72
14-15	F14	H	W	68	58
14-15	M10	N	L	56	57
15-16	J16	A	L	57	68
15-16	F25	H	W	71	59
15-16	M8	N	W	67	59
16-17	D28	H	L	69	80
16-17	F8	A	L	65	82
17-18	J3	A	W	87	80
17-18	F1	H	W	82	63
17-18	M5	N	W	78	57
18-19	J24	H	W	87	69
18-19	F16	A	W	78	77
19-20	J22	H	W	78	73
19-20	F27	A	Lot	69	71
20-21	D10	N	W	77	75
20-21	F19	A	W	68	67
20-21	F20	A	L	82	84
21-22	D30	A	W	90	86
21-22	J29	H	W	80	76

SUMMIT LEAGUE

TOURNAMENT MEETINGS

2013	Championship	SDSU 73-67
2015	Championship	NDSU 57-56
2016	Championship	SDSU 67-59
2018	Semifinals	SDSU 78-57

DECEMBER 30: SDSU 90-86 IN FARGO

Douglas Wilson made two highlight reel plays in the final minute, as South Dakota State survived a late North Dakota State rally to defeat the Bison 90-86.

The Jackrabbits held a 20-point lead, 69-49, with 13:39 left before the hosts made a furious comeback.

NDSU evened the tally at 86 on a Rocky Kreuser putback with 41 seconds left before Wilson turned it on.

First, Wilson faked a handoff after an inbounds play and raced down the right side of the lane for a thunderous dunk.

Then, on the ensuing possession, Wilson blocked Kreuser's attempt at a game-tying jumper.

Baylor Scheierman scored 22 points and Luke Appel turned in 20 on 9-of-10 shooting. Wilson (14), Matt Mims (13) and Zeke Mayo (11) also scored in double figures for the Jacks.

Sam Griesel's 25 points led the Bison.

SDSU	fg	3pt	ft	rebs	pf	tp	a	to	b	s	m
Wilson	7-9	0-0	0-1	4-1-5	3	14	1	1	1	0	27
Mayo	5-9	1-3	0-0	2-4-6	0	11	4	0	0	1	40
Scheierman	7-15	1-6	7-9	0-7-7	4	22	5	2	0	3	40
Easley	1-2	1-1	0-0	0-1-1	4	3	0	1	0	1	14
Arians	3-8	1-3	0-0	0-4-4	2	7	1	0	0	0	29
Mims	3-3	3-3	4-4	0-1-1	0	13	0	0	0	0	19
Appel	9-10	0-0	2-3	0-0-0	3	20	0	2	0	0	19
Dentlinger	0-2	0-0	0-0	1-1-2	5	0	0	2	0	0	12
Totals	35-58	7-16	13-17	8-19-27	21	90	11	8	1	5	

Shooting	fg	3pt	ft
1st Half	19-33 57.6%	3-6 50.0%	7-10 70.0%
2nd Half	16-25 64.0%	4-10 40.0%	6-7 85.7%
Total	35-58 60.3%	7-16 43.8%	13-17 76.5%

NDSU	fg	3pt	ft	rebs	pf	tp	a	to	b	s	m
Nelson	5-8	3-6	2-2	2-2-4	3	15	0	2	0	0	27
Kreuser	6-9	0-2	5-7	3-2-5	3	17	0	0	0	0	27
Eady	3-10	0-3	0-0	1-2-3	4	6	4	2	0	0	36
Griesel	10-15	4-6	1-4	0-2-2	3	25	4	3	0	1	33
Cook	5-8	4-6	0-0	0-0-0	3	14	1	0	0	0	30
Guy	0-0	0-0	0-0	0-0-0	0	0	0	0	0	1	7
Skunberg	3-5	2-4	1-3	1-5-6	4	9	0	0	0	0	29
Streit	0-0	0-0	0-0	0-1-1	0	0	0	0	0	0	1
Harden-Hayes	0-2	0-2	0-0	0-0-0	1	0	1	0	0	0	10
Totals	32-57	13-29	9-16	7-15-22	21	86	10	8	0	2	

Shooting	fg	3pt	ft
1st Half	13-27 48.1%	6-17 35.3%	5-6 83.3%
2nd Half	19-30 63.3%	7-12 58.3%	4-10 40.0%
Total	32-57 56.1%	13-29 44.8%	9-16 56.3%

Halftime: SDSU 48, NDSU 37

JANUARY 29: SDSU 80-76 IN BROOKINGS

South Dakota State, the nation's leader in three-point percentage, survived its worst shooting effort of the year from long range to fend off North Dakota State 80-76 in Frost Arena.

The Jackrabbits made only 1-of-12 from deep, a season-low 8.3 percent. What saved the home team was its ability to get to, and then cash in at, the free throw line.

SDSU shot 21-of-23, 91.3 percent, at the stripe.

The game features 10 lead changes and seven ties, with SDSU grabbing the edge for good on a Douglas Wilson free throw with 7:03 left.

Baylor Scheierman led the way for the Jacks, scoring 23 points while adding eight rebounds. Wilson chimed in with 18 and Luke Appel proved big with 14 points and eight boards.

Rocky Kreuser led the Bison with 25 points.

NDSU	fg	3pt	ft	rebs	pf	tp	a	to	b	s	m
Kreuser	9-15	3-5	4-5	0-8-8	4	25	0	0	0	1	32
Eady	6-12	0-2	1-1	1-5-6	5	13	3	0	0	1	33
Griesel	2-7	1-2	3-5	1-4-5	1	8	3	2	1	1	39
Cook	3-7	0-2	0-0	0-2-2	2	6	2	2	0	0	24
Skunberg	5-7	0-0	2-2	0-5-5	1	12	0	2	1	1	36
McKinney	0-1	0-0	0-0	0-2-2	1	0	0	1	0	0	6
Nelson	3-5	1-2	2-2	0-3-3	5	9	0	2	1	1	17
Streit	0-0	0-0	0-0	0-0-0	0	0	0	0	0	0	0+
Harden-Hayes	1-4	0-2	1-2	1-1-2	1	3	1	2	0	0	13
Totals	29-58	5-15	13-17	3-31-34	20	76	9	11	3	5	

Shooting	fg	3pt	ft
1st Half	15-29 51.7%	4-9 44.4%	4-5 80.0%
2nd Half	14-29 48.3%	1-6 16.7%	9-12 75.0%
Total	29-58 50.0%	5-15 33.3%	13-17 76.5%

SDSU	fg	3pt	ft	rebs	pf	tp	a	to	b	s	m
Wilson	7-11	0-0	4-5	5-0-5	3	18	1	1	1	2	20
Mayo	1-10	0-3	0-0	1-2-3	1	2	1	1	1	1	32
Scheierman	7-17	1-4	8-9	2-6-8	3	23	2	2	0	2	38
Easley	3-5	0-1	1-1	0-4-4	1	7	4	0	0	2	21
Arians	4-8	0-1	0-0	0-5-5	2	8	3	1	0	0	29
Mims	1-4	0-3	2-2	0-1-1	2	4	0	0	0	1	25
Appel	6-11	0-0	2-2	1-7-8	5	14	0	0	0	0	22
Dentlinger	0-1	0-0	4-4	0-3-3	3	4	1	2	1	0	13
Totals	29-67	1-12	21-23	9-28-37	20	80	12	7	3	8	

Shooting	fg	3pt	ft
1st Half	17-35 48.6%	1-6 16.7%	3-4 75.0%
2nd Half	12-32 37.5%	0-6 0.0%	18-19 94.7%
Total	29-67 43.3%	1-12 8.3%	21-23 91.3%

Halftime: NDSU 38, SDSU 38



THE JACKRABBITS WHEN...

Leading at the Half	24-0
Trailing at the Half	3-4
Tied at the Half	2-0
At home	14-0
On the road	10-3
Neutral site	5-1
vs. Summit League at Home	9-0
vs. Summit League on the Road	9-0
Shooting 50 Pct. FG or Better	23-0
Shooting Under 50 Pct. FG	6-4
Opponent Shooting 50 Pct. FG or better	5-3
Opponent Shooting Under 50 Pct. FG	24-1
Win Rebounding Battle	23-0
Lose Rebounding Battle	5-3
Same Number of Rebounds	1-1
Committing More Turnovers	10-1
Committing Fewer Turnovers	15-3
Committing Same Number of Turnovers	4-0
Committing More Fouls	7-3
Committing Fewer Fouls	19-1
Committing Same Number of Fouls	3-0
Shooting More Free Throws Than Opponents	22-2
Shooting Fewer Free Throws than Opponents	7-2
Shooting Same Number of Free Throws	0-0
Making 8+ 3-Pointers	22-2
Making Fewer Than Eight 3-Pointers	7-2
Allowing 8+ 3-Pointers	19-4
Allowing Fewer Than Eight 3-Pointers	10-0
Making More 3-Pointers Than Opponents	19-0
Making Fewer 3-Pointers Than Opponents	9-4
Making Same 3-Pointers as Opponents	1-0
Scoring 50-59 Points	0-0
Scoring 60-69 Points	0-1
Scoring 70-79 Points	3-1
Scoring 80-89 Points	14-2
Scoring 90-99 Points	9-0
Scoring 100+ Points	3-0
Allowing 40-49 Points	1-0
Allowing 50-59 Points	1-0
Allowing 60-69 Points	11-0
Allowing 70-79 Points	12-1
Allowing 80-89 Points	2-1
Allowing 90-99 Points	1-1
Allowing 100+ Points	1-1
In Games Decided by 3 or Fewer Points	1-0
In Games Decided by 4-5 Points	4-0
In Games Decided by 6-10 Points	5-0
In Games Decided by 11-19 Points	10-4
In Games Decided by 20+ Points	9-0
On Monday	4-0
On Tuesday	2-1
On Wednesday	3-2
On Thursday	8-0
On Friday	1-1
On Saturday	10-0
On Sunday	1-0
In November	7-2
In December	5-2
In January	8-0
In February	7-0
In March	2-0
In Overtime Games	0-0

JACKRABBIT OUTSTANDING GAMES

Name	Double-Doubles		Double Figures		5+		
	Season	Career	P (Car.)	R (Car.)	A (Car.)	S (Car.)	B (Car.)
Luke Appel	1	1	14 (22)	1 (1)	1 (1)	0 (0)	0 (0)
Alex Arians	0	5	11 (50)	0 (6)	4 (10)	0 (1)	0 (0)
Matt Dentlinger	0	5	6 (38)	0 (5)	0 (1)	0 (0)	0 (1)
Charlie Easley	0	0	11 (12)	0 (0)	0 (0)	1 (1)	0 (0)
Aaron Fiegen	0	0	0 (0)	0 (0)	0 (0)	0 (0)	0 (0)
Noah Freidel	0	0	11 (40)	0 (0)	1 (7)	0 (0)	0 (0)
Zeke Mayo	0	0	17 (17)	0 (0)	2 (2)	0 (0)	0 (0)
Matt Mims	0	0	6 (8)	0 (0)	1 (1)	0 (0)	0 (0)
Baylor Scheierman	11	24	28 (54)	11 (24)	18 (28)	0 (0)	0 (0)
Douglas Wilson	2	7	28 (71)	2 (7)	0 (2)	0 (0)	0 (1)
David Wingett	1	1	1 (19)	1 (1)	1 (1)	0 (0)	0 (0)

STARTING LINEUPS

Opponent	Lineup (W-L)					
Bradley	Arians	Scheierman	Mims	Dentlinger	Wilson	1 (1-0)
Alabama	Arians	Scheierman	Mims	Dentlinger	Wilson	1 (1-1)
Stephen F. Austin	Arians	Scheierman	Freidel	Dentlinger	Wilson	2 (1-0)
Montana State	Arians	Scheierman	Easley	Dentlinger	Wilson	3 (1-0)
Presentation	Arians	Scheierman	Easley	Dentlinger	Wilson	3 (2-0)
Nevada	Arians	Scheierman	Freidel	Dentlinger	Wilson	2 (2-0)
Washington	Arians	Scheierman	Freidel	Dentlinger	Wilson	2 (2-1)
George Mason	Arians	Scheierman	Freidel	Dentlinger	Wilson	2 (3-1)
Prairie View A&M	Arians	Scheierman	Freidel	Dentlinger	Wilson	2 (4-1)
Minnesota Morris	Arians	Scheierman	Easley	Dentlinger	Wilson	3 (3-0)
Idaho	Arians	Scheierman	Freidel	Dentlinger	Wilson	2 (4-2)
Washington State	Arians	Scheierman	Freidel	Dentlinger	Wilson	2 (5-2)
Missouri State	Arians	Scheierman	Freidel	Dentlinger	Wilson	2 (6-2)
Kansas City	Arians	Scheierman	Freidel	Dentlinger	Wilson	2 (7-2)
Oral Roberts	Arians	Scheierman	Easley	Mayo	Wilson	4 (1-0)
NDSU	Arians	Scheierman	Easley	Mayo	Wilson	4 (2-0)
South Dakota	Arians	Scheierman	Easley	Mayo	Wilson	4 (3-0)
Omaha	Arians	Scheierman	Easley	Mayo	Appel	5 (1-0)
Denver	Arians	Scheierman	Easley	Mayo	Wilson	4 (4-0)
St. Thomas	Arians	Scheierman	Easley	Mayo	Wilson	4 (5-0)
Western Illinois	Arians	Scheierman	Easley	Mayo	Wilson	4 (6-0)
North Dakota	Arians	Scheierman	Easley	Mayo	Wilson	4 (7-0)
NDSU	Arians	Scheierman	Easley	Mayo	Wilson	4 (8-0)
North Dakota	Arians	Scheierman	Easley	Mayo	Wilson	4 (9-0)
South Dakota	Arians	Scheierman	Easley	Mayo	Wilson	4 (10-0)
Denver	Arians	Scheierman	Easley	Mayo	Wilson	4 (11-0)
Omaha	Arians	Scheierman	Easley	Mayo	Wilson	4 (12-0)
Western Illinois	Arians	Scheierman	Easley	Mayo	Wilson	4 (13-0)
St. Thomas	Arians	Scheierman	Easley	Mayo	Wilson	4 (14-0)
Oral Roberts	Arians	Scheierman	Easley	Mayo	Wilson	4 (15-0)
Kansas City	Arians	Scheierman	Easley	Mayo	Wilson	4 (16-0)
Omaha	Arians	Scheierman	Easley	Mayo	Wilson	4 (17-0)
South Dakota	Arians	Scheierman	Easley	Mayo	Wilson	4 (18-0)



THE LAST TIME SDSU ...

Scored 130+ points 139, vs Savannah State, 12/11/18; twice, 2-0 record
Scored 120-129 points three times, 3-0 record
 127, vs Minn.-Morris, 12/15/01 - W, 127-60
Scored 110-119 points 14 times, 14-0 record
 112, vs Minnesota Morris, 12/03/21 - W, 112-47
Scored 100-109 points 106, at Oral Roberts, 2/24/22 - W, 106-102 (ot)
All-time record when scoring 100+ points 98-6
Scored 90-99 points 91, vs. Western Illinois, 2/18/22 - W, 91-66
Scored 80-89 points 83, vs. South Dakota, 3/7/22 - W, 83-60
Scored 50-59 points in one half 55 (First Half), vs. South Dakota, 3/7/22
Scored 60+ points in one half 90 (First Half), vs Savannah State, 12/11/18
Held an opponent under 60 points .. 57, vs. Kansas City, 12/20/21 - W, 89-57
Held an opponent under 50 points .. 47, vs. Minnesota Morris, 12/03/21 - W, 112-47
Held an opponent under 40 points 39, vs Denver, 1/31/15 - W, 69-39
Gave up 110+ points..... 112, at Colorado, 12/15/17 - L, 112-103 (2ot)
Gave up 100-109 points 102, at Oral Roberts, 2/24/22 - W, 106-102 (ot)
Gave up 90-99 points 98, at Idaho, 12/08/21 - L, 84-98
Gave up 80-89 points 86, at Omaha, 1/13/22 - W, 95-86
Played an overtime game at Oral Roberts, 2/24/22 - W ot, 106-102
Won an overtime game at CSU Bakersfield, 11/9/19 - W 2ot, 93-91
Lost an overtime game at North Dakota State, 2/27/20 - Lot, 69-71
All-time record in overtime games..... 37-40 (.485 pct.)
Played a double overtime game..... at CSU Bakersfield, 11/9/19 - W2ot, 93-91
Played a triple overtime game..... at St. Cloud State, 1/16/87 - L3ot, 81-83
All-time record in multiple overtime games..... 3-7 (.300 pct.)
Overcame a double-digit halftime deficit at home 14 points
(trailed 24-10 at 10:40 of 1st, won 75-64), vs Purdue Fort Wayne, 2/16/20
Overcame a double-digit halftime deficit on the road..... 12 points
(trailed 56-46 with 9:11 left, won 74-73) at Denver, 1/30/14
Overcame a double-digit second half deficit..... 11 points
(trailed 52-41 at 19:36, won 106-102 ot) at Oral Roberts, 2/24/22
Squandered a double-digit second half lead at home 16 points
(led 53-37 with 14:51 left, lost 80-69) vs North Dakota State, 12/28/16
Squandered a double-digit second half lead on the road 16 points
(led 46-30 with 19:49 left, lost 84-85) at Omaha, 2/6/21
Finished with seven players in double-figures... vs Minnesota Morris 12/3/21
 Wingett (18), Mayo (14), Dentlinger (11), Mims (11), Easley (11), Arians (10), Wilson (10)
Finished with six players in double-figures..... vs. Prairie View, 11/30/21
 Freidel (21), Wilson (15), Mayo (14), Scheierman (13), Easley (12), Arians (12)
Finished with five players in double-figures in a win ...vs. North Dakota, 1/27/22
 Wilson (23), Scheierman (13), Appel (13), Mayo (11), Mims (11)

Finished with five players in double-figures in a loss at Idaho, 12/8/21
 Scheierman (22), Freidel (15), Wilson (15), Appel (13), Easley (11)
Finished with no players in double-figures at IUPUI, 1/12/08
Finished with two 30-point scorers at Colorado, 12/15/17
 Mike Daum (37), David Jenkins (31)
Finished with two 20-point scorers in a loss at North Dakota State, 2/27/20
 Noah Freidel (23), Matt Dentlinger (20)
Finished with two 20-point scorers in a win vs. Omaha, 3/5/22
 Douglas Wilson (22) & Baylor Scheierman (20)
Finished with three 20-point scorers..... at Oral Roberts, 2/24/22
 Luke Appel (41), Douglas Wilson (29), Baylor Scheierman (26)
Shot 65 pct. + from the floor..... .735 (25 of 34), vs. Kansas City, 2/27/21
Shot 60 - 64 pct. from the floor......635 (33 of 52), vs. Western Illinois, 2/17/22
Shot 50 - 59 pct. from the floor..... .596 (31 of 52), vs. South Dakota, 3/7/22
Shot 50 pct. + in a loss..... .500 (34 of 68), vs. Oral Roberts, 3/8/21
Did not make a 3-point fg.....(0 of 13), vs Utah Valley State, 1/25/07
Made at least 10 three-point fg..... 10 (10 of 24), vs. Omaha, 2/12/22
Allowed 10-14 three-point fg 13 (13 of 30), at Oral Roberts, 2/24/22
Allowed 15+ three-point fg 16 (16 of 41), at Oral Roberts, 2/14/21
Shot 50+ free throws in a game 50, (37 of 50) vs Loyola Marymount, 11/9/13
Shot 40-49 free throws in a game 42, (35 of 42) vs Kansas City, 2/27/21
Shot 90 pct. + from the ft line .913, (21 of 23) vs. North Dakota State, 1/29/22
Held opponent to 6-10 ft att..... 6 (4 of 6), vs. St. Thomas, 2/19/22
Held opponent to 5 or fewer ft att 5 (2 of 5), vs Western Illinois, 1/4/20
Finished a game with 60+ rebounds..... 60, vs Dakota Wesleyan, 12/18/03
Finished a game with 50-59 rebounds..... 51, vs. Minnesota Morris, 12/3/21
Finished a game with 40-49 rebounds..... 42, vs Nevada, 11/22/21
Committed fewer than 10 turnovers 8, vs. South Dakota, 3/7/22
Forced 20 or more turnovers..... 20, vs Concordia (Neb.), 12/8/17
Forced 30 or more turnovers..... 31, vs Dakota State, 11/25/2000
Finished with 10+ steals 15, vs Minnesota Morris, 12/3/21
Finished with 10+ blocked shots 13, vs North Dakota State, 1/17/98
Dished out 30+ assists..... 32, vs. Savannah State, 12/11/18
Dished out 20-29 assists..... 22, at Western Illinois, 1/22/22
Played a ranked team..... at No. 13 Alabama, 11/12/21 - L, 88-104
Beat a ranked team..... at No. 16 New Mexico, 12/22/12 - W, 70-65
Record vs ranked teams 1-18
Two players recorded double-doubles in same game.....vs. Bradley (11/9/21 - W, 81-65)
 Douglas Wilson (20 points, 10 rebounds), Baylor Scheierman (10 points, 14 rebounds)
Started a game with three 1,000-point scorers.....at Old Dominion, 3/19/14
 Jordan Dykstra (1,576), Chad White (1,187), Brayden Carlson (1,046)

THE LAST TIME A JACKRABBIT ...

Posted a triple-double Marquise Richardson (11 pts, 10 rebs, 12 asts),
 (only one in school history) vs Minnesota-Duluth, 11/21/03
Posted a double-double Baylor Scheierman (15p, 10r) at South Dakota, 2/5/22
Scored 50+ points 51, by Mike Daum, at Fort Wayne, 2/18/17
Scored 40-49 points 41, by Luke Appel, at Oral Roberts, 2/24/22
Scored 30-39 points 35, by Noah Freidel, vs Purdue Fort Wayne, 3/7/20
Scored 20-29 points..... 21, by Douglas Wilson, vs. South Dakota, 3/7/22
Grabbed 20+ rebounds 20, by Mike Daum, vs Purdue Fort Wayne, 2/21/19
Grabbed 17-19 rebounds 18, by Baylor Scheierman, at Alabama, 1/12/21
Grabbed 15-17 rebounds 16, by Baylor Scheierman, vs South Dakota, 2/6/21
Grabbed 10-14 rebounds 10, by Luke Appel, at Oral Roberts, 2/24/22
Dished out 10+ assists 13, by Tevin King, vs Savannah State, 12/11/18
Recorded 5+ steals 5, by Charlie Easley, vs. Minnesota Morris, 12/3/21

Recorded 5+ blocks..... 5, by Matt Dentlinger, vs Purdue Fort Wayne, 2/16/20
Averaged 25+ points in a season 25.3, by Mike Daum, 2018-19
Averaged 20-25 points in a season..... 23.9, by Mike Daum, 2017-18
Averaged 15+ rebounds in a season..... 15.0, by Tom Black, 1962-63
Averaged 10-15 rebounds in a season..... 11.7, by Mike Daum, 2018-19
Scored 1,000th point at home ... Douglas Wilson vs. Minnesota Morris, 12/10/21
Scored 1,000th point on the road ...Baylor Scheierman, at Oral Roberts, 2/24/22
Scored 1,000th point at a neutral site.. Reed Tellinghuisen, vs South Dakota, 3/6/17
Scored 2,000th point at home..... Mike Daum, vs North Dakota State, 2/1/18
Scored 2,000th point on the road Nate Wolters, at Western Illinois, 1/17/13
Scored 3,000th point at home..... Mike Daum, vs South Dakota, 2/23/19



COLLEGE INSIDER.COM MID MAJOR POLL (FEB. 28)

Team	Record	Pts	Prev
1 Gonzaga (31)	24-3	775	1
2 Murray State	30-2	735	2
3 Saint Mary's	24-6	713	3
4 South Dakota State	28-4	682	4
5 Loyola Chicago	25-7	590	7
6 Toledo	25-6	571	6
7 Iona	25-6	547	5
8 Vermont	26-5	544	8
9 Chattanooga	26-7	525	9
10 Towson	25-7	462	10
11 Kent State	21-9	444	11
12 San Francisco	24-8	402	13
13 New Mexico State	24-6	345	12
14 Longwood	26-6	341	19
15 Drake	24-10	318	17
16 Santa Clara	21-10	276	20
17 Northern Iowa	19-11	267	16
18 Belmont	25-7	250	14
19 UNCW	22-8	170	21
20 Princeton	22-5	143	22
21 Montana State	24-7	123	24
22 Purdue Fort Wayne	21-10	118	25
23 Morehead State	23-11	114	NR
24 Norfolk State	21-6	76	NR
25 Furman	22-11	69	NR

RV: BYU 61, Ohio 57, Colgate 48, Cleveland State 44, Southern Utah 43, Missouri State 42, Bryant 34, Wagner 31, Seattle 28, Bellarmine 20, Grand Canyon 21, Buffalo 16, Texas State 13, Liberty 12, Navy 10, Winthrop 10, Wright State 9, Akron 8, Long Beach State 8, Utah Valley 4, Jacksonville 3, Boston University 2, Jacksonville State 2, NKU 1, Saint Peter's 1.

JACKRABBIT SPORTS NETWORK

Originating from flagship station 570 WNAX AM in Yankton, S.D., every South Dakota State men's basketball game is heard in eight different states on the Jackrabbit Sports Network.

Veteran play-by-play man Tyler Merriam is in his 11th year calling men's basketball. He also calls football, baseball and softball for the Jacks.

Each broadcast features a 30-minute pregame show leading up to tipoff and 30 minutes of post-game coverage.

Broadcasts aren't limited to traditional radio. Each broadcast is also available for free at GoJacks.com/watch, or via the Varsity Network or Jackrabbit Apps.

Station	AM	FM	City
KJJQ	910		Brookings
KDSJ	980		Deadwood
KCCR	1240		Pierre
KLOH	1050	94.1	Pipestone
KWSN	1230	98.1	Sioux Falls
KSDR	1480		Watertown
WNAX	570	99.9	Yankton

GoJacks.com/Watch
Jackrabbit App
Varsity Network App

SUMMIT LEAGUE POSTSEASON HONORS

PLAYER OF THE YEAR

- **Baylor Scheierman, South Dakota State**

COACH OF THE YEAR

- **Eric Henderson, South Dakota State**

SIXTH MAN OF THE YEAR

- **Luke Appel, South Dakota State**

FRESHMAN OF THE YEAR

- Paul Bruns, North Dakota

NEWCOMER OF THE YEAR

- Evan Gilyard II, Kansas City

DEFENSIVE PLAYER OF THE YEAR

- Marvin Nesbitt, Jr., Kansas City

ALL-SUMMIT LEAGUE 1ST TEAM

- Max Abmas, Oral Roberts
- Evan Gilyard II, Kansas City
- Sam Griesel, North Dakota State
- Rocky Kreuser, North Dakota State
- **Baylor Scheierman, South Dakota State**
- **Douglas Wilson, South Dakota State**

ALL-SUMMIT LEAGUE 2ND TEAM

- Mason Archambault, South Dakota
- Trenton Massner, Western Illinois
- Marvin Nesbitt, Jr., Kansas City
- Kruz Perrott-Hunt, South Dakota
- Arkel Lamar, Kansas City

ALL-SUMMIT LEAGUE HONORABLE MENTION

- Luka Barisic, Western Illinois
- Paul Bruns, North Dakota
- K.J. Hunt, Denver
- Tasos Kamateros, South Dakota
- Isaac McBride, Oral Roberts

ALL NEWCOMER TEAM

- Luka Barisic, Western Illinois
- Evan Gilyard II, Kansas City
- K.J. Hunt, Denver
- Trenton Massner, Western Illinois
- **Zeke Mayo, South Dakota State**

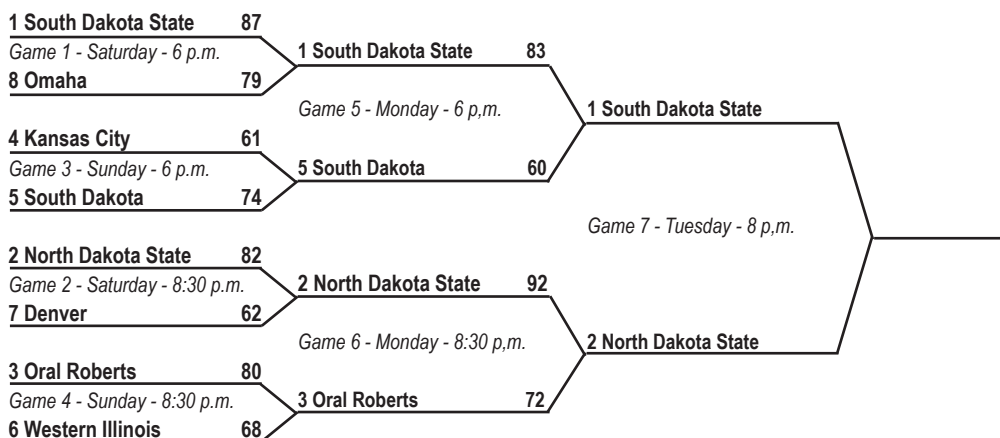
ALL DEFENSIVE TEAM

- Boogie Anderson, South Dakota
- Tyree Eady, North Dakota State
- Trenton Massner, Western Illinois
- Marvin Nesbitt, Jr., Kansas City
- **Douglas Wilson, South Dakota State**

SUMMIT LEAGUE WEEKLY HONORS

- Week 1 **Baylor Scheierman, SDSU**
- Week 2 Evan Gilyard II, Kansas City
- Week 3 **Noah Freidel, SDSU**
- Week 4 Colton Sandage, Western Illinois
- Week 5 **Baylor Scheierman, SDSU**
- Week 6 Francis Lacis, Oral Roberts
- Week 7 Trenton Massner, Western Illinois
- Week 8 Max Abmas, Oral Roberts
- Week 9 Max Abmas, Oral Roberts
- Week 10 Trenton Massner, Western Illinois
- Week 11 Tevin Smith, Denver
- Week 12 Max Abmas, ORU
- Week 13 **Baylor Scheierman, SDSU**
Marvin Nesbitt, Kansas City
- Week 14 Sam Griesel, NDSU
- Week 15 Evan Gilyard, Kansas City
- Week 16 **Luke Appel, SDSU**

SUMMIT LEAGUE TOURNAMENT BRACKET





SUMMIT LEAGUE TOURNAMENT HISTORY 23-8 ALL-TIME

2022 - #1 Seed		
1st Round	#8 Omaha	W, 87-79
Semifinals	#1 South Dakota	W, 83-60
2021 - #1 Seed		
1st Round	#8 Omaha	W, 84-71
Semifinals	#4 Oral Roberts	L, 88-90
2020 - #2 Seed		
1st Round	#7 Purdue Fort Wayne	L, 74-77
2019 - #1 Seed		
1st Round	#8 Western Illinois	L, 76-79
2018 - #1 Seed		
1st Round	#8 Western Illinois	W, 66-60
Semifinals	#5 North Dakota State	W, 78-57
Finals	#2 South Dakota	W, 97-87
2017 - #4 Seed		
1st Round	#5 Denver	W, 83-73
Semifinals	#1 South Dakota	W, 74-71
Finals	#3 Omaha	W, 79-77
2016 - #2 Seed		
1st Round	#7 Oral Roberts	W, 73-70
Semifinals	#6 Denver	W, 54-53
Finals	#5 North Dakota State	W, 67-59
2015 - #1 Seed		
1st Round	#8 Western Illinois	W, 87-50
Semifinals	#5 South Dakota	W, 78-65
Finals	#2 North Dakota State	L, 56-57
2014 - #3 Seed		
1st Round	#6 Western Illinois	W, 71-50
Semifinals	#2 Purdue Fort Wayne	L, 60-64
2013 - #1 Seed		
1st Round	#8 IUPUI	W, 66-49
Semifinals	#5 Purdue Fort Wayne	W, 72-56
Finals	#3 North Dakota State	W, 73-67
2012 - #2 Seed		
1st Round	#7 IUPUI	W, 77-56
Semifinals	#6 Southern Utah	W, 63-47
Finals	#4 Western Illinois	W, 52-50 (ot)
2011 - #5 Seed		
1st Round	#4 Purdue Fort Wayne	W, 85-75
Semifinals	#1 Oakland	L, 90-110
2010 - #4 Seed		
1st Round	#5 Purdue Fort Wayne	L, 66-71
2009 - #7 Seed		
1st Round	#2 Oral Roberts	W, 72-69 (ot)
Semifinals	#3 Oakland	L, 56-74

SDSU SUMMIT LEAGUE TOURNAMENT SINGLE GAME INDIVIDUAL RECORDS

Points	37	Mike Daum	Omaha	Finals	03.07.17
Rebounds	19	Mike Daum	Western Illinois	1st Round	03.03.18
Field Goals Made	14	Mike Daum	Omaha	Finals	03.07.17
Field Goals Attempted	24	Mike Daum	Omaha	Finals	03.07.17
3-Pointers Made	7	Noah Freidel	Purdue Fort Wayne	1st Round	03.07.20
3-Pointers Attempted	14	Noah Freidel	Purdue Fort Wayne	1st Round	03.07.20
Free Throws Made	14	Nate Wolters	Purdue Fort Wayne	1st Round	03.06.11
Free Throws Attempted	19	Nate Wolters	Purdue Fort Wayne	1st Round	03.06.11
Assists	12	Nate Wolters	Purdue Fort Wayne	Semifinals	03.11.13
Blocked Shots	3	Tony Fiegen	Purdue Fort Wayne	1st Round	03.07.10
	3	Cody Larson	Purdue Fort Wayne	Semifinals	03.10.14
	3	Ian Theisen	North Dakota State	Finals	03.08.16
	3	Douglas Wilson	Omaha	1st Round	03.06.21
Steals	5	Nate Wolters	IUPUI	1st Round	03.03.12

SDSU SUMMIT LEAGUE TOURNAMENT SINGLE GAME TEAM HIGHS

Points	97 (97-87 Win)	South Dakota	Finals	03.06.18
Victory Margin	37	Western Illinois	1st Round	03.07.15
Offensive Rebounds	19	Western Illinois	1st Round	03.07.15
Total Rebounds	42	Western Illinois	1st Round	03.07.15
Field Goals Made	34 (34 of 68, .500)	Oral Roberts	Semifinals	03.08.21
Field Goals Attempted	68 (34 of 68, .500)	Oral Roberts	Semifinals	03.08.21
Field Goal Percentage	.615 (24 of 39)	Purdue Fort Wayne	Semifinals	03.11.13
3-Pointers Made	14 (14 of 28, .500)	South Dakota	Finals	03.06.18
3-Pointers Attempted	28 (14 of 28, .500)	South Dakota	Finals	03.06.18
	28 (9 of 28, .321)	Purdue Fort Wayne	1st Round	03.07.20
	28 (7 of 28, .250)	Western Illinois	1st Round	03.03.18
3-Point Percentage	.529 (9 of 17)	Purdue Fort Wayne	Semifinals	03.11.13
Free Throws Made	29 (29 of 42, .690)	Purdue Fort Wayne	1st Round	03.06.11
Free Throws Attempted	42 (29 of 42, .690)	Purdue Fort Wayne	1st Round	03.06.11
Free Throw Percentage	.933 (14 of 15)	Omaha	1st Round	03.06.21
Assists	22	Omaha	1st Round	03.06.21
Blocked Shots	7	Purdue Fort Wayne	1st Round	03.07.10
Steals	9	IUPUI	1st Round	03.03.12
Turnovers	17	Omaha	Finals	03.07.17
Fouls	25	South Dakota	Semifinals	03.09.15

SDSU SUMMIT LEAGUE TOURNAMENT SINGLE GAME TEAM LOWS

Points	52 (52-50 OT Win)	Western Illinois	Finals	03.06.12
Offensive Rebounds	1	Purdue Fort Wayne	Semifinals	03.11.13
Total Rebounds	18	Purdue Fort Wayne	1st Round	03.07.10
Field Goals Made	15 (15 of 45, .333)	Denver	Semifinals	03.07.16
Field Goals Attempted	39 (24 of 39, .615)	Purdue Fort Wayne	Semifinals	03.11.13
Field Goal Percentage	.316 (18 of 57)	North Dakota State	Finals	03.10.15
3-Pointers Made	2 (2 of 11, .182)	Oakland	Semifinals	03.09.09
	2 (2 of 9, .222)	IUPUI	1st Round	03.09.13
3-Pointers Attempted	9 (2 of 9, .222)	IUPUI	1st Round	03.09.13
3-Point Percentage	.182 (2 of 11)	Oakland	Semifinals	03.09.09
Free Throws Made	7 (7 of 9, .778)	Western Illinois	Finals	03.06.12
Free Throws Attempted	9 (7 of 9, .778)	Western Illinois	Finals	03.06.12
Free Throw Percentage	.632 (12 of 19)	North Dakota State	Semifinals	03.05.18
Assists	7	South Dakota	Semifinals	03.06.17
	7	Western Illinois	1st Round	03.03.18
Turnovers	3	IUPUI	1st Round	03.09.13
Fouls	8	Western Illinois	Finals	03.06.12



SDSU 1,000 POINT CLUB

1. Mike Daum (2015-19).....	3,067
2. Nate Wolters (2009-13).....	2,363
3. Mark Tetzlaff (1981-85).....	1,931
4. Lee Colburn (1969-73).....	1,822
5. Austin Hansen (1999-2003).....	1,815
6. Jordan Dykstra (2010-14).....	1,661
7. Steve Brown (1974-78).....	1,534
8. Clint Sargent (2007-11).....	1,505
9. Don Jacobsen (1958-61).....	1,488
10. Garrett Callahan (2006-10).....	1,449
11. Reed Tellinghuisen (2014-18).....	1,436
12. Kai Williams (2006-10).....	1,423
13. Jermaine Showers (1992-96).....	1,399
14. Bob Winzenburg (1978-82).....	1,395
15. Jason Sempsrott (1993-97).....	1,390
16. Douglas Wilson (2019-Present).....	1,381
17. Chris White (1990-92).....	1,380
18. Dave Thomas (1969-73).....	1,355
19. Ben Beran (2003-06, 08).....	1,285
20. Derrick Schantz (1999-2004).....	1,283
21. Kurt Meister (1994-98).....	1,281
22. Ron Wiblemo (1971-75).....	1,272
23. Mark Schultz (1982-86).....	1,259
24. Chad White (2009-14).....	1,234
25. Andy Moeller (2000-04).....	1,206
26. David Jenkins Jr. (2017-19).....	1,194
27. John Thomas (1966-69).....	1,178
28. Cullen Ober (1986-90).....	1,163
29. Tom Rops (1992-96).....	1,147
30. Brayden Carlson (2010-14).....	1,132
31. Guy Mackner (1966-69).....	1,114
Randy Suarez (1986-89).....	1,114
33. Kent Hyde (1955-58).....	1,098
34. Ryan Naatjes (1990-93, 95).....	1,096
Chris Stoebner (1999-2003).....	1,096
36. Steve Lingenfelter (1979-81).....	1,091
37. Baylor Scheierman (2019-Present).....	1,085
38. Casey Estling (1996-2000).....	1,084
39. Sid Bostic (1961-64).....	1,079
40. Gene Zulk (1966-69).....	1,073
41. George Schroeder (1972-76).....	1,066
42. Pete Leiferman (1989-93).....	1,043
43. Jim Sutton (1954-57).....	1,035
44. Merlyn Smith (1956-59).....	1,028
45. Jeff Booher (1988-92).....	1,018
46. Jim Walker (1978-80).....	1,012
47. Bill Cartwright (1985-89).....	1,010
48. Cory VandeWettering (1990-94).....	1,009
49. Virg Riley (1952-56).....	1,008
50. Dennis Womeldorf (1967-70).....	1,006

Alex Arians.....	999

SUMMIT LEAGUE TOURNAMENT SINGLE GAME OPPONENT HIGHS

Points	110 (110-90 Loss)	Oakland	Semifinals	03.07.11
Field Goals Made	45 (45 of 78, .577)	Oakland	Semifinals	03.07.11
Field Goals Attempted	78 (45 of 78, .577)	Oakland	Semifinals	03.07.11
Field Goal Percentage	.577 (45 of 78)	Oakland	Semifinals	03.07.11
3-Pointers Made	14 (14 of 26, .538)	Oral Roberts	Semifinals	03.08.21
3-Pointers Attempted	36 (13 of 36, .361)	Purdue Fort Wayne	1st Round	03.07.20
3-Point Percentage	.571 (12 of 21)	Oakland	Semifinals	03.07.11
Free Throws Made	21 (21 of 35, .600)	South Dakota	Semifinals	03.09.15
Free Throws Attempted	35 (21 of 35, .600)	South Dakota	Semifinals	03.09.15
Free Throw Percentage	1.000 (14 of 14)	Oral Roberts	Semifinals	03.08.21
Offensive Rebounds	14	Oakland	Semifinals	03.07.11
Total Rebounds	40	North Dakota State	Finals	03.10.15
Blocked Shots	7	Western Illinois	1st Round	03.03.18
Steals	14	Purdue Fort Wayne	Semifinals	03.10.14

SUMMIT LEAGUE TOURNAMENT SINGLE GAME OPPONENT LOWS

Points	47	Southern Utah	Semifinals	03.05.12
Field Goals Made	18 (18 of 50, .360)	Western Illinois	1st Round	03.07.15
	18 (18 of 45, .400)	Southern Utah	Semifinals	03.05.12
Field Goals Attempted	42 (20 of 42, .476)	IUPUI	1st Round	03.09.13
Field Goal Percentage	.345 (19 of 55)	North Dakota State	Semifinals	03.05.18
3-Pointers Made	1 (1 of 16, .063)	Oral Roberts	1st Round	03.07.09
3-Pointers Attempted	8 (3 of 8, .375)	Southern Utah	Semifinals	03.05.12
3-Point Percentage	.063 (1 of 16)	Oral Roberts	1st Round	03.07.09
Free Throws Made	2 (2 of 6, .333)	Western Illinois	Finals	03.06.12
Free Throws Attempted	4 (4 of 4, 1.000)	IUPUI	1st Round	03.03.12
Free Throw Percentage	.333 (2 of 6)	Western Illinois	Finals	03.06.12
Offensive Rebounds	2	Oral Roberts	Semifinals	03.08.21
Total Rebounds	17	Purdue Fort Wayne	Semifinals	03.11.13

SDSU INDIVIDUAL CAREER SUMMIT LEAGUE TOURNAMENT STATISTICS

Player	G-GS	Mins	FG	Pct	3Pt	Pct	FT	Pct	Rebs	RPG	Ast	TO	B	S	Pts	PPG		
Douglas Wilson	4-4	31.5	35-67	.522	0-0	.000	20-27	.740	12	12	29	8.2	11	12	5	1	90	22.5
Baylor Scheierman	5-5	32.4	28-53	.528	14-26	.538	18-21	.857	3	31	34	6.8	23	10	1	3	88	17.6
Noah Freidel	2-1	20.0	11-21	.523	7-15	.467	6-8	.750	0	2	2	1.0	1	3	0	0	35	17.5
Zeke Mayo	2-2	28.0	7-16	.437	5-9	.555	1-2	.500	2	2	4	2.0	4	1	0	1	20	10.0
Matt Dentlinger	6-3	20.0	17-30	.567	0-0	.000	13-17	.764	13	15	28	4.7	9	3	4	3	47	7.8
Luke Appel	4-0	19.2	14-18	.778	0-0	.000	3-5	.600	2	11	13	3.2	2	5	0	0	31	7.8
Alex Arians	6-6	30.3	16-32	.500	5-14	.357	7-8	.778	2	32	34	5.7	10	15	3	1	44	7.3
Charlie Easley	4-4	31.0	9-23	.391	5-16	.312	4-6	.667	2	4	10	2.5	13	3	1	9	27	6.8
David Wingett	3-1	13.3	2-9	.222	0-4	.000	5-7	.714	1	4	5	2.5	0	2	0	1	9	4.5
Matt Mims	5-0	22.6	7-16	.437	4-12	.333	4-4	1.000	1	7	8	1.6	5	2	0	3	22	4.4
Aaron Fiegen	2-0	2.5	0-0	.000	0-0	.000	0-0	.000	1	0	1	0.5	0	0	0	0	0	0.0
Jaylon Gentry	1-0	2.0	0-1	.000	0-1	.000	0-0	.000	0	0	0	0.0	0	0	0	1	0	0.0



0 JAYLON GENTRY

Junior | Guard | 5-9 | 173
Brown Deer, Wisc.
Brown Deer H.S. / Central Wyoming College

Career Highs

		Season Highs
9, vs. Minnesota Morris, 12/3/21	Points	Same
3, vs. Minnesota Morris, 12/3/21	FGM	Same
5, vs. Minnesota Morris, 12/3/21	FGA	Same
3, vs. Minnesota Morris, 12/3/21	3FGM	Same
5, vs. Minnesota Morris, 12/3/21	3FGA	Same
N/A	FTM	Same
N/A	FTA	Same
1 (2x), last vs. Minnesota Morris, 12/3/21	Rebs	Same
2, vs. Minnesota Morris, 12/3/21	Assists	Same
1, vs. Minnesota Morris, 12/3/21	Steals	Same
N/A	Blocks	Same
10, vs. Minnesota Morris, 12/3/21	Minutes	Same

GAME-BY-GAME STATS

Opponent	Date	GS	MIN	Total		3-Pointers		Free throws		Rebounds				PF	A	TO	BLK	STL	PTS	AVG
				FG-FGA	PCT	3FG-3FGA	PCT	FT-FTA	PCT	OFF	DEF	TOT	AVG							
at Alabama	11/12/2021		00:18	0-0	.000	0-0	.000	0-0	.000	0	0	0	0.0	0	0	0	0	0	0	0.0
Montana St.	11/17/2021		01:49	0-0	.000	0-0	.000	0-0	.000	0	1	1	0.5	0	0	0	0	0	0	0.0
Presentation	11/18/2021		06:27	2-4	.500	1-3	.333	0-0	.000	0	0	0	0.3	1	0	0	0	0	5	1.7
vs Nevada	11/22/2021		01:53	1-1	1.000	1-1	1.000	0-0	.000	0	0	0	0.3	0	0	0	0	0	3	2.0
Minn.-Morris	12/03/2021		10:33	3-5	.600	3-5	.600	0-0	.000	0	1	1	0.4	1	2	0	0	1	9	3.4
Kansas City	12/20/2021		03:43	1-2	.500	1-2	.500	0-0	.000	0	0	0	0.3	0	0	0	0	0	3	3.3
at Western Ill.	01/22/2022		01:58	0-1	.000	0-1	.000	0-0	.000	0	0	0	0.3	0	0	0	0	0	2	2.9
North Dakota	01/27/2022		04:19	0-1	.000	0-1	.000	0-0	.000	0	0	0	0.3	0	0	1	0	0	2	2.5
at Denver	02/10/2022		02:03	0-1	.000	0-1	.000	0-0	.000	0	0	0	0.2	0	2	0	0	0	2	2.2
Omaha	02/12/2022		02:30	0-1	.000	0-1	.000	0-0	.000	0	0	0	0.2	0	0	1	0	0	2	2.0
Western Ill.	02/17/2022		04:32	1-2	.500	1-2	.500	0-0	.000	0	0	0	0.2	0	0	1	0	0	3	2.1
vs South Dakota	03/07/2022		01:49	0-1	.000	0-1	.000	0-0	.000	0	0	0	0.2	0	0	0	0	1	0	1.9
Totals		0	41:54	8-19	.421	7-18	.389	0-0	.000	0	2	2	0.2	2	4	3	0	2	23	1.9

Player Averages

Games Played	Minutes/game	Points/game	FG Pct	3FG Pct	FT Pct	Rebounds/game	Assists/game	Turnovers/game	Assist/Turnover ratio	Steals/game	Blocks/game
12	3.5	1.9	42.1	38.9	0.0	0.2	0.3	0.3	1.3	0.2	0.0

MISCELLANEOUS STATS

PRODUCTION	Season	Career
10+ Points	0	0
20+ Points	0	0
30+ Points	0	0
5+ Rebounds	0	0
10+ Rebounds	0	0
Games with a 3-Pointer	1	1
Games with an Assist	2	2
Games with a Steal	0	0
Games with a Block	0	0
Double-Doubles	0	0

SEASON HIGHLIGHTS

- » Made 1-of-2 triples vs. Western Illinois (2/17)
- » Nailed a 3-pointer in league opener vs. Kansas City (12/20)
- » Tallied career high 9 points, making 3-of-5 treys vs. UM Morris
- » Hit a 3-pointer in the final minute of SDSU's win over Nevada.
- » Scored his first five points as a Jackrabbit against Presentation (11/18)
- » Made his first appearance as a Jackrabbit at the end of the Alabama game

OTHER NOTABLES

- » Averaged 16.3 points, 3.2 assists and 2.6 rebounds per game in 2020-21 at Central Wyoming College
- » Named first-team all-league and honorable mention all-league in the Woodland Conference during his high school career

CAREER STATS

SEASON	TEAM	GP-GS	MIN/AVG	Field Goals		3-Point		F-Throws		Rebounds				Scoring						
				FG-FGA	FG%	3FG-3FGA	3FG%	FT-FTA	FT%	OFF	DEF	TOT	AVG	PF-FO	A	TO	BLK	STL	PTS	AVG
2021-22	SDSU	12-0	42/3.5	8-19	.421	7-18	.389	0-0	.000	0	2	2	0.2	2-0	4	3	0	2	23	1.9
TOTAL		12-0	42/3.5	8-19	.421	7-18	.389	0-0	.000	0	2	2	0.2	2-0	4	3	0	2	23	1.9



1 MATT MIMS

Sophomore | Guard | 6-0 | 180
Cedar Rapids, Iowa | Xavier H.S.

Career Highs

15, at Denver, 2/10/22
5, at Denver, 2/10/22
8 (2x), last vs. Minnesota Morris, 12/3/21
5, at Denver, 2/10/22
7, at Denver, 2/10/22
5, North Dakota State, 1/22/20
6, North Dakota State, 1/22/20
4, vs. Minnesota Morris, 12/3/21
5, vs. Minnesota Morris, 12/3/21
3 (2x), last vs. Minnesota Morris, 12/3/21
1, vs. Kansas City, 12/20/21
30, vs North Dakota State, 1/22/20

Season Highs

Points	Same
FGM	Same
FGA	8, vs. Minnesota Morris, 12/3/21
3FGM	Same
3FGA	Same
FTM	4, at North Dakota State, 12/30/21
FTA	4, at North Dakota State, 12/30/21
Rebs	Same
Assists	Same
Steals	3, vs. Minnesota Morris, 12/3/21
Blocks	Same
Minutes	26, vs. Minnesota Morris, 12/3/21

GAME-BY-GAME STATS

Opponent	Date	GS	MIN	Total		3-Pointers		Free throws		Rebounds				PF	A	TO	BLK	STL	PTS	AVG
				FG-FGA	PCT	3FG-3FGA	PCT	FT-FTA	PCT	OFF	DEF	TOT	AVG							
Bradley	11/09/2021	*	14:14	0-1	.000	0-0	.000	0-0	.000	0	1	1	1.0	0	0	0	0	1	0	0.0
at Alabama	11/12/2021	*	09:29	0-1	.000	0-1	.000	0-0	.000	0	1	1	1.0	2	0	0	0	0	0.0	
at SFA	11/14/2021		07:42	1-2	.500	1-2	.500	0-0	.000	0	0	0	0.7	0	0	1	0	1	3.0	
Montana St.	11/17/2021		09:29	0-2	.000	0-1	.000	0-0	.000	0	0	0	0.5	1	0	1	0	0	0.8	
Presentation	11/18/2021		20:55	3-4	.750	3-4	.750	0-0	.000	0	2	2	0.8	2	1	1	0	0	9.2	
vs Nevada	11/22/2021		11:57	2-5	.400	2-5	.400	0-0	.000	1	1	2	1.0	1	1	2	0	0	6.3	
vs Washington	11/23/2021		01:46	0-0	.000	0-0	.000	0-0	.000	0	0	0	0.9	0	0	0	0	0	2.6	
vs George Mason	11/24/2021		02:17	0-0	.000	0-0	.000	0-0	.000	0	0	0	0.8	0	0	0	0	0	2.3	
Prairie View	11/30/2021		11:11	1-2	.500	1-2	.500	0-0	.000	0	1	1	0.8	0	1	0	0	0	3.2	
Minn.-Morris	12/03/2021		25:50	4-8	.500	3-6	.500	0-0	.000	0	4	4	1.1	1	5	1	0	3	11.3	
at Idaho	12/08/2021		07:11	0-0	.000	0-0	.000	0-0	.000	0	0	0	1.0	1	0	0	0	1	2.9	
at Missouri St.	12/15/2021		02:42	0-0	.000	0-0	.000	0-0	.000	0	1	1	1.0	0	0	0	0	0	2.7	
Kansas City	12/20/2021		13:43	1-3	.333	1-2	.500	0-0	.000	0	3	3	1.2	2	1	2	1	0	3.2	
Oral Roberts	12/22/2021		09:51	0-1	.000	0-0	.000	0-0	.000	0	1	1	1.1	0	0	1	0	0	2.5	
at North Dakota St.	12/30/2021		19:36	3-3	1.000	3-3	1.000	4-4	1.000	0	1	1	1.1	0	0	0	0	13.3		
South Dakota	01/08/2022		19:32	1-3	.333	1-2	.500	0-0	.000	0	1	1	1.1	1	1	0	0	0	3.2	
at Omaha	01/13/2022		19:05	3-6	.500	3-5	.600	0-0	.000	2	1	3	1.2	1	0	1	0	0	9.3	
Denver	01/15/2022		24:50	3-4	.750	2-3	.667	2-2	1.000	0	1	1	1.2	0	0	0	2	10.3		
at St. Thomas (MN)	01/20/2022		23:19	4-5	.800	2-3	.667	0-0	.000	0	2	2	1.3	3	0	2	0	10.4		
at Western Ill.	01/22/2022		19:44	1-2	.500	1-2	.500	2-2	1.000	0	2	2	1.3	1	3	2	0	0	5.4	
North Dakota	01/27/2022		23:04	4-6	.667	3-5	.600	0-0	.000	0	1	1	1.3	0	0	1	0	0	11.4	
North Dakota St.	01/29/2022		24:37	1-4	.250	0-3	.000	2-2	1.000	0	1	1	1.3	2	0	0	0	1	4.5	
at North Dakota	01/31/2022		13:28	0-2	.000	0-2	.000	0-0	.000	0	0	0	1.2	1	0	1	0	0	4.3	
at South Dakota	02/05/2022		21:09	2-3	.667	1-1	1.000	1-2	.500	0	1	1	1.2	2	0	0	0	0	6.4	
at Denver	02/10/2022		19:26	5-7	.714	5-7	.714	0-0	.000	0	3	3	1.3	0	2	1	0	0	15.4	
Omaha	02/12/2022		18:42	0-2	.000	0-2	.000	0-0	.000	0	2	2	1.3	1	0	0	0	2	0	4.7
Western Ill.	02/17/2022		18:44	2-4	.500	1-3	.333	0-0	.000	0	1	1	1.3	0	2	0	0	0	5.4	
St. Thomas (MN)	02/19/2022		22:53	3-6	.500	2-5	.400	0-0	.000	0	1	1	1.3	1	3	1	0	0	8.4	
at Oral Roberts	02/24/2022		22:25	0-2	.000	0-2	.000	2-4	.500	0	2	2	1.3	2	0	0	0	1	2.4	
at Kansas City	02/26/2022		13:07	1-3	.333	0-2	.000	1-1	1.000	0	0	0	1.3	0	1	0	0	0	3.4	
vs Omaha	03/05/2022		19:58	2-3	.667	1-2	.500	2-2	1.000	0	1	1	1.3	1	0	0	0	0	7.4	
vs South Dakota	03/07/2022		21:37	2-4	.500	1-3	.333	0-0	.000	0	1	1	1.3	3	2	0	0	1	5.4	
Totals			2 513:34	49-98	.500	37-78	.474	16-19	.842	3	37	40	1.3	29	23	18	1	13	151	4.7

Player Averages

Games Played	Minutes/game	Points/game	FG Pct	3FG Pct	FT Pct	Rebounds/game	Assists/game	Turnovers/game	Assist/Turnover ratio	Steals/game	Blocks/game
32	16.0	4.7	50.0	47.4	84.2	1.3	0.7	0.6	1.3	0.4	0.0

MISCELLANEOUS STATS

PRODUCTION	Season	Career
10+ Points	6	8
20+ Points	0	0
30+ Points	0	0
5+ Rebounds	0	0
10+ Rebounds	0	0
Games with a 3-Pointer	19	39
Games with an Assist	12	35
Games with a Steal	9	26
Games with a Block	1	1
Double-Doubles	0	0

SEASON HIGHLIGHTS

- » Logged 20-plus minutes ten times, including seven versus league foes
- » Career high 15 points, making 5-of-7 3s at Denver (2/10)
- » Made 25-of-48 3-pointers in Summit League play
- » Hadn't shot a free throw all season until final two minutes at NDSU (12/30), going 4-for-4
- » Started the first two games of the year against Bradley and Alabama

OTHER NOTABLES

- » 2018 Iowa Basketball Coaches Association Class 3A Player of the Year
- » 2x First Team All-Iowa in H.S.

CAREER STATS

SEASON	TEAM	GP-GS	MIN/AVG	Field Goals		3-Point		F-Throws		Rebounds				Scoring						
				FG-FGA	FG%	3FG-3FGA	3FG%	FT-FTA	FT%	OFF	DEF	TOT	AVG	PF-FO	A	TO	BLK	STL	PTS	AVG
2019-20	SDSU	23-0	308/13.4	21-53	.396	17-43	.395	9-10	.900	3	13	16	0.7	37-1	17	7	0	9	68	3.0
2020-21	SDSU	19-0	326/17.2	19-46	.413	14-36	.389	7-10	.700	3	17	20	1.1	21-0	20	6	0	13	59	3.1
2021-22	SDSU	32-2	514/16.0	49-98	.500	37-78	.474	16-19	.842	3	37	40	1.3	29-0	23	18	1	13	151	4.7
TOTAL		74-2	1147/15.5	89-197	.452	68-157	.433	32-39	.821	9	67	76	1.0	87-1	60	31	1	35	278	3.8



2 ZEKE MAYO

Freshman | Guard | 6-3 | 179
Lawrence, Kan. | Lawrence H.S.

Career Highs

21 (2x), last vs. Omaha, 2/12/22
7, vs. South Dakota, 1/8/22
13, at Omaha, 1/13/22
5 (2x), last vs. Omaha, 2/12/22
10, at Omaha, 1/13/22
8, at South Dakota, 2/5/22
8, at South Dakota, 2/5/22
7 (2x), last vs. Washington State, 12/11/21
9, at Omaha, 1/13/22
3, vs. Prairie View, 11/30/21
N/A
39, at North Dakota State, 12/30/21

Season Highs

Points	Same
FGM	Same
FGA	Same
3FGM	Same
3FGA	Same
FTM	Same
FTA	Same
Rebs	Same
Assists	Same
Steals	Same
Blocks	N/A
Minutes	Same

GAME-BY-GAME STATS

Opponent	Date	GS	MIN	Total		3-Pointers		Free throws		Rebounds				PF	A	TO	BLK	STL	PTS	AVG	
				FG-FGA	PCT	3FG-3FGA	PCT	FT-FTA	PCT	OFF	DEF	TOT	AVG								
Bradley	11/09/2021		23:37	2-6	.333	2-5	.400	2-2	1.000	0	3	3	3.0	2	3	1	0	1	8	8.0	
at Alabama	11/12/2021		22:10	5-9	.556	1-4	.250	1-1	1.000	1	2	3	3.0	1	1	0	0	2	12	10.0	
at SFA	11/14/2021		16:20	2-4	.500	0-1	.000	0-0	.000	0	4	4	3.3	2	2	4	0	1	4	8.0	
Montana St.	11/17/2021		21:16	0-1	.000	0-1	.000	2-2	1.000	0	2	2	3.0	1	0	0	0	2	2	6.5	
Presentation	11/18/2021		25:59	3-7	.429	2-5	.400	2-2	1.000	0	7	7	3.8	2	2	1	0	2	10	7.2	
vs Nevada	11/22/2021		20:07	4-8	.500	2-5	.400	0-0	.000	0	6	6	4.2	2	2	1	0	2	10	7.7	
vs Washington	11/23/2021		07:57	0-1	.000	0-1	.000	0-0	.000	0	0	0	3.6	0	0	0	0	0	0	6.6	
vs George Mason	11/24/2021		14:05	1-2	.500	0-1	.000	0-0	.000	0	2	2	3.4	2	4	0	0	0	2	6.0	
Prairie View	11/30/2021		21:57	4-9	.444	2-5	.400	4-4	1.000	1	0	1	3.1	2	4	4	0	3	14	6.9	
Minn.-Morris	12/03/2021		26:14	6-10	.600	2-4	.500	0-0	.000	2	3	5	3.3	1	4	5	0	0	14	7.6	
at Idaho	12/08/2021		18:26	0-2	.000	0-0	.000	2-2	1.000	0	1	1	3.1	1	2	0	0	0	2	7.1	
vs Washington St.	12/11/2021		30:19	6-7	.857	3-3	1.000	2-2	1.000	1	6	7	3.4	3	3	2	0	0	17	7.9	
at Missouri St.	12/15/2021		19:36	2-6	.333	2-4	.500	2-2	1.000	1	1	2	3.3	0	1	2	0	0	8	7.9	
Kansas City	12/20/2021		20:47	4-5	.800	1-2	.500	3-3	1.000	0	0	0	3.1	1	0	1	0	0	12	8.2	
Oral Roberts	12/22/2021	*	36:54	6-10	.600	1-5	.200	0-0	.000	0	0	0	2.9	1	2	1	0	2	13	8.5	
at North Dakota St.	12/30/2021	*	39:25	5-9	.556	1-3	.333	0-0	.000	2	4	6	3.1	0	4	0	0	1	11	8.7	
South Dakota	01/08/2022	*	30:04	7-10	.700	5-6	.833	2-2	1.000	0	5	5	3.2	1	1	3	0	1	21	9.4	
at Omaha	01/13/2022	*	33:41	4-13	.308	3-10	.300	0-0	.000	1	2	3	3.2	2	9	0	0	0	11	9.5	
Denver	01/15/2022	*	31:18	3-5	.600	1-3	.333	1-2	.500	0	3	3	3.2	1	2	1	0	0	8	9.4	
at St. Thomas (MN)	01/20/2022	*	31:49	5-9	.556	3-6	.500	2-2	1.000	0	1	1	3.1	0	2	1	0	0	15	9.7	
at Western Ill.	01/22/2022	*	26:47	5-11	.455	3-6	.500	2-2	1.000	1	4	5	3.1	2	6	1	0	1	15	10.0	
North Dakota	01/27/2022	*	25:49	4-7	.571	3-6	.500	0-0	.000	1	5	6	3.3	1	0	1	0	0	11	10.0	
North Dakota St.	01/29/2022	*	31:31	1-10	.100	0-3	.000	0-0	.000	1	2	3	3.3	1	1	1	1	2	9.7		
at North Dakota	01/31/2022	*	35:20	5-9	.556	2-2	1.000	0-1	.000	2	2	4	3.3	3	1	0	0	2	12	9.8	
at South Dakota	02/05/2022	*	25:20	0-3	.000	0-0	.000	8-8	1.000	0	3	3	3.3	3	0	1	0	1	8	9.7	
at Denver	02/10/2022	*	32:10	4-10	.400	1-4	.250	0-0	.000	0	2	2	3.2	0	2	1	0	1	9	9.7	
Omaha	02/12/2022	*	28:07	8-11	.727	5-8	.625	0-0	.000	1	0	1	3.1	1	2	0	0	0	21	10.1	
Western Ill.	02/17/2022	*	24:38	2-5	.400	1-3	.333	0-0	.000	0	0	0	3.0	1	1	0	0	0	5	9.9	
St. Thomas (MN)	02/19/2022	*	30:43	2-5	.400	0-3	.000	0-0	.000	0	1	1	3.0	1	2	1	0	0	4	9.7	
at Oral Roberts	02/24/2022	*	32:14	0-6	.000	0-1	.000	0-0	.000	1	3	4	3.0	1	1	1	0	0	0	9.4	
at Kansas City	02/26/2022	*	36:12	5-10	.500	2-4	.500	0-0	.000	0	1	1	2.9	1	2	2	0	1	12	9.5	
vs Omaha	03/05/2022	*	27:38	2-7	.286	2-5	.400	1-2	.500	1	1	2	2.9	1	1	1	0	1	7	9.4	
vs South Dakota	03/07/2022	*	28:41	5-9	.556	3-4	.750	0-0	.000	1	1	2	2.9	0	3	0	0	0	13	9.5	
Totals			19	877:11	112-236	.475	53-123	.431	36-39	.923	18	77	95	2.9	41	70	37	1	25	313	9.5

Player Averages

Games Played	Minutes/game	Points/game	FG Pct	3FG Pct	FT Pct	Rebounds/game	Assists/game	Turnovers/game	Assist/Turnover ratio	Steals/game	Blocks/game
33	26.6	9.5	47.5	43.1	92.3	2.9	2.1	1.1	1.9	0.8	0.0

MISCELLANEOUS STATS

PRODUCTION	Season	Career
10+ Points	18	18
20+ Points	2	2
30+ Points	0	0
5+ Rebounds	8	8
10+ Rebounds	0	0
Games with a 3-Pointer	24	24
Games with an Assist	28	28
Games with a Steal	17	17
Games with a Block	1	1
Double-Doubles	0	0

SEASON HIGHLIGHTS

- » Summit League All-Newcomer Team
- » Made 7-of-13 3s in last three games
- » Has scored in double figures in 11 of 18 conference games
- » Career highs 21 points, 5 3s in win over USD (1/8)
- » Tallied 11 points, 6 rebounds & 4 assists while playing 39:25 at NDSU (12/30)
- » Made 1st collegiate start vs. Oral Roberts (12/22)
- » Career highs in points (17), rebounds (7) and minutes (30) vs. Washington State (12/11)

OTHER NOTABLES

- » Co-recipient of the 2021 DiRenna Award which recognizes the top boys' basketball player in the Kansas City area.
- » Averaged 21.2 points and 6.8 rebounds per game during the 2021 season
- » Father Reggie played basketball at Dodge City (Kan.) Community College and Tennessee Tech

CAREER STATS

SEASON	TEAM	GP-GS	MIN/AVG	Field Goals		3-Point		F-Throws		Rebounds				Scoring						
				FG-FGA	FG%	3FG-3FGA	3FG%	FT-FTA	FT%	OFF	DEF	TOT	AVG	PF-FO	A	TO	BLK	STL	PTS	AVG
2021-22	SDSU	33-19	877/26.6	112-236	.475	53-123	.431	36-39	.923	18	77	95	2.9	41-0	70	37	1	25	313	9.5
TOTAL		33-19	877/26.6	112-236	.475	53-123	.431	36-39	.923	18	77	95	2.9	41-0	70	37	1	25	313	9.5



3 BAYLOR SCHEIERMAN

Sophomore | Guard | 6-6 | 180
Aurora, Neb. | Aurora H.S.

Career Highs

28, vs. Oral Roberts, 3/8/21
10 (2x), last at Kansas City, 2/26/22
22, at Oral Roberts, 2/24/22
6, at Omaha, 1/13/22
10 (2x), last at Kansas City, 2/26/22
8 (2x), last vs. North Dakota State, 1/29/22
9 (4x), last at South Dakota, 2/5/22
18, at Alabama, 11/12/21
9 (2x), last at Denver, 2/10/22
4, at Iowa State, 12/2/20
2, at Denver, 2/10/22
41, at Oral Roberts, 2/24/22

Season Highs

Points 26 (2x), last at Oral Roberts, 2/24/22
FGM Same
FGA Same
3FGM Same
3FGA 10, at Kansas City, 2/26/22
FTM 8, vs. North Dakota State, 1/29/22
FTA 9 (3x), last at South Dakota, 2/5/22
Rebs Same
Assists 9, at Denver, 2/10/22
Steals 3 (5x), last vs. Denver, 1/15/22
Blocks Same
Minutes Same

GAME-BY-GAME STATS

Opponent	Date	GS	MIN	Total		3-Pointers		Free throws		Rebounds				PF	A	TO	BLK	STL	PTS	AVG
				FG-FGA	PCT	3FG-3FGA	PCT	FT-FTA	PCT	OFF	DEF	TOT	AVG							
Bradley	11/09/2021	*	35:13	4-7	.571	2-2	1.000	0-0	.000	0	14	14	14.0	4	2	5	0	3	10	10.0
at Alabama	11/12/2021	*	36:53	3-12	.250	0-7	.000	4-6	.667	0	18	18	16.0	3	6	3	0	0	10	10.0
at SFA	11/14/2021	*	32:30	4-9	.444	0-5	.000	6-6	1.000	0	10	10	14.0	4	5	2	0	0	14	11.3
Montana St.	11/17/2021	*	30:56	7-8	.875	2-3	.667	2-2	1.000	0	7	7	12.3	1	3	2	0	3	18	13.0
Presentation	11/18/2021	*	21:26	3-7	.429	3-5	.600	0-0	.000	3	4	7	11.2	1	6	3	1	1	9	12.2
vs Nevada	11/22/2021	*	30:42	6-12	.500	4-8	.500	2-2	1.000	0	10	10	11.0	1	5	1	0	2	18	13.2
vs Washington	11/23/2021	*	38:14	5-15	.333	2-5	.400	2-4	.500	1	3	4	10.0	1	4	4	0	0	14	13.3
vs George Mason	11/24/2021	*	34:33	7-11	.636	4-7	.571	3-4	.750	0	3	3	9.1	2	3	1	0	0	21	14.3
Prairie View	11/30/2021	*	30:28	4-9	.444	3-5	.600	2-2	1.000	1	7	8	9.0	2	3	2	0	1	13	14.1
Minn.-Morris	12/03/2021	*	22:38	3-4	.750	2-3	.667	0-0	.000	0	7	7	8.8	2	5	2	0	3	8	13.5
at Idaho	12/08/2021	*	39:11	7-11	.636	3-6	.500	5-6	.833	0	14	14	9.3	2	4	1	0	1	22	14.3
vs Washington St.	12/11/2021	*	35:28	4-10	.400	3-6	.500	0-0	.000	0	8	8	9.2	0	3	3	0	3	11	14.0
at Missouri St.	12/15/2021	*	37:18	2-12	.167	1-4	.250	0-0	.000	0	4	4	8.8	3	1	2	0	0	5	13.3
Kansas City	12/20/2021	*	27:54	3-5	.600	0-1	.000	4-4	1.000	1	10	11	8.9	0	6	1	0	2	10	13.1
Oral Roberts	12/22/2021	*	30:24	7-15	.467	4-7	.571	2-2	1.000	0	6	6	8.7	3	2	1	0	1	20	13.5
at North Dakota St.	12/30/2021	*	39:25	7-15	.467	1-6	.167	7-9	.778	0	7	7	8.6	4	5	2	0	3	22	14.1
South Dakota	01/08/2022	*	33:38	8-8	1.000	3-3	1.000	0-0	.000	0	7	7	8.5	1	6	2	0	2	19	14.4
at Omaha	01/13/2022	*	34:49	7-9	.778	6-6	1.000	6-7	.857	0	11	11	8.7	2	6	3	0	2	26	15.0
Denver	01/15/2022	*	34:30	4-10	.400	2-6	.333	1-2	.500	0	11	11	8.8	1	2	0	0	3	11	14.8
at St. Thomas (MN)	01/20/2022	*	35:25	3-5	.600	2-3	.667	7-8	.875	0	11	11	8.9	2	8	3	0	0	15	14.8
at Western Ill.	01/22/2022	*	31:16	5-8	.625	3-3	1.000	4-5	.800	0	3	3	8.6	3	3	2	0	0	17	14.9
North Dakota	01/27/2022	*	25:09	5-8	.625	2-3	.667	1-3	.333	2	4	6	8.5	2	5	0	0	2	13	14.8
North Dakota St.	01/29/2022	*	37:39	7-17	.412	1-4	.250	8-9	.889	2	6	8	8.5	3	2	2	0	2	23	15.2
at North Dakota	01/31/2022	*	37:59	10-18	.556	1-8	.125	3-4	.750	0	8	8	8.5	0	5	3	1	1	24	15.5
at South Dakota	02/05/2022	*	37:54	4-8	.500	0-3	.000	7-9	.778	1	9	10	8.5	3	4	2	1	0	15	15.5
at Denver	02/10/2022	*	28:35	4-7	.571	3-5	.600	0-0	.000	1	4	5	8.4	2	9	0	2	1	11	15.3
Omaha	02/12/2022	*	27:26	3-8	.375	2-4	.500	1-2	.500	0	8	8	8.4	0	6	1	0	1	9	15.1
Western Ill.	02/17/2022	*	26:36	7-11	.636	1-2	.500	4-4	1.000	0	8	8	8.4	2	8	3	0	1	19	15.3
St. Thomas (MN)	02/19/2022	*	36:21	9-13	.692	3-5	.600	2-2	1.000	0	11	11	8.4	0	7	1	0	0	23	15.5
at Oral Roberts	02/24/2022	*	41:07	9-22	.409	4-9	.444	4-5	.800	2	3	5	8.3	2	7	1	0	3	26	15.9
at Kansas City	02/26/2022	*	33:25	10-15	.667	5-10	.500	0-1	.000	1	2	3	8.2	3	2	5	0	1	25	16.2
vs Omaha	03/05/2022	*	33:24	6-12	.500	4-6	.667	4-6	.667	1	2	3	8.0	3	5	0	0	2	20	16.3
vs South Dakota	03/07/2022	*	27:44	6-9	.667	2-4	.500	4-4	1.000	0	5	5	7.9	4	3	2	0	0	18	16.3
Totals		33	1086:10	183-350	.523	78-164	.476	95-118	.805	16	245	261	7.9	66	151	65	5	44	539	16.3

Player Averages

Games Played	Minutes/game	Points/game	FG Pct	3FG Pct	FT Pct	Rebounds/game	Assists/game	Turnovers/game	Assist/Turnover ratio	Steals/game	Blocks/game
33	32.9	16.3	52.3	47.6	80.5	7.9	4.6	2.0	2.3	1.3	0.2

MISCELLANEOUS STATS

PRODUCTION	Season	Career
10+ Points	29	55
20+ Points	11	14
30+ Points	0	0
5+ Rebounds	27	65
10+ Rebounds	11	24
Games with a 3-Pointer	29	65
Games with an Assist	33	85
Games with a Steal	23	48
Games with a Block	4	14
Double-Doubles	11	24

SEASON HIGHLIGHTS

- » Summit League Player of the Year; a two-time first-team all-league selection
- » 4 straight 20-point games (averaging 23.5 per game during that span)
- » 26 points in 41 minutes at Oral Roberts (2/24)
- » 3x Summit League Player of the Week
- » Career highs of 9 assists and 2 blocks at Denver (2/10)
- » Scored 20-plus points six times in league play
- » Scored 20 of his season-high 26 points in the first half at Omaha (1/13)
- » Was a perfect 8-for-8, scoring 19 points in win over USD (1/8)
- » Made game-winning 3-pointer at buzzer to beat Washington State (12/11)

OTHER NOTABLES

- » Preseason First Team All-Summit
- » 2020-21 First Team All Summit
- » 10x 20+ points in career
- » 22 career double-doubles
- » 2x All-State, All-Area and All-Conference in high school
- » Led Aurora to Class C1 Nebraska State Football Championship

CAREER STATS

SEASON	TEAM	GP-GS	MIN/AVG	Field Goals		3-Point		F-Throws		Rebounds				Scoring						
				FG-FGA	FG%	3FG-3FGA	3FG%	FT-FTA	FT%	OFF	DEF	TOT	AVG	PF-FO	A	TO	BLK	STL	PTS	AVG
2019-20	SDSU	32-3	647/20.2	70-164	.427	19-77	.247	32-48	.667	25	124	149	4.7	71-2	71	64	6	12	191	6.0
2020-21	SDSU	23-23	811/35.3	119-239	.498	57-130	.438	60-71	.845	13	199	212	9.2	28-0	91	45	4	24	355	15.4
2021-22	SDSU	33-33	1086/32.9	183-350	.523	78-164	.476	95-118	.805	16	245	261	7.9	66-0	151	65	5	44	539	16.3
TOTAL		88-59	2544/28.9	372-753	.494	154-371	.415	187-237	.789	54	568	622	7.1	165-2	313	174	15	80	1085	12.3



10 DAVID WINGETT

Sophomore | Guard/Forward | 6-7 | 205
 Winnebago, Neb. | Winnebago H.S.
 Bull City Prep Academy / Memphis

Career Highs

24, at Purdue Fort Wayne, 1/11/20	Points	18, vs. Minnesota Morris, 12/3/21
9, at Purdue Fort Wayne, 1/11/20	FGM	7, vs. Minnesota Morris, 12/3/21
15, at Purdue Fort Wayne, 1/11/20	FGA	12, vs. Minnesota Morris, 12/3/21
6, at Purdue Fort Wayne, 1/11/20	3FGM	4, vs. Minnesota Morris, 12/3/21
9, at Purdue Fort Wayne, 1/11/20	3FGA	7, vs. Minnesota Morris, 12/3/21
5, Purdue Fort Wayne, 2/16/20	FTM	1, vs. Presentation, 11/18/21
7, Purdue Fort Wayne, 2/16/20	FTA	4, vs. Presentation, 11/18/21
10, vs. Minnesota Morris, 12/3/21	Rebs	Same
5, vs. Presentation, 11/18/21	Assists	5, vs. Presentation, 11/18/21
2 (4x), last North Dakota, 1/15/20	Steals	1 (4x), last at Western Illinois, 1/22/22
4, vs. Minnesota Morris, 12/3/21	Blocks	Same
36, at CSU Bakersfield, 11/9/19	Minutes	19, vs. Presentation, 11/18/21

Season Highs

GAME-BY-GAME STATS

Opponent	Date	GS	MIN	Total		3-Pointers		Free throws		Rebounds				PF	A	TO	BLK	STL	PTS	AVG
				FG-FGA	PCT	3FG-3FGA	PCT	FT-FTA	PCT	OFF	DEF	TOT	AVG							
Bradley	11/09/2021		07:49	1-2	.500	1-2	.500	0-0	.000	0	0	0	0.0	0	1	1	0	0	3	3.0
at Alabama	11/12/2021		12:59	2-5	.400	2-5	.400	0-0	.000	2	1	3	1.5	0	0	0	0	0	6	4.5
at SFA	11/14/2021		03:20	0-1	.000	0-1	.000	0-0	.000	0	0	0	1.0	0	1	0	0	0	0	3.0
Montana St.	11/17/2021		05:17	0-1	.000	0-1	.000	0-0	.000	0	1	1	1.0	2	0	0	0	0	0	2.3
Presentation	11/18/2021		19:08	1-5	.200	1-5	.200	1-4	.250	2	3	5	1.8	0	5	3	1	1	4	2.6
vs Nevada	11/22/2021		01:53	1-1	1.000	1-1	1.000	0-0	.000	0	1	1	1.7	0	1	0	0	0	3	2.7
Prairie View	11/30/2021		04:14	0-1	.000	0-1	.000	0-0	.000	0	0	0	1.4	0	0	0	0	0	0	2.3
Minn.-Morris	12/03/2021		18:35	7-12	.583	4-7	.571	0-0	.000	4	6	10	2.5	1	1	0	4	1	18	4.3
Kansas City	12/20/2021		07:10	0-0	.000	0-0	.000	0-0	.000	0	0	0	2.2	1	0	0	0	0	0	3.8
South Dakota	01/08/2022		02:37	0-0	.000	0-0	.000	2-2	1.000	0	0	0	2.0	0	0	1	0	1	2	3.6
at Western Ill.	01/22/2022		01:58	1-1	1.000	0-0	.000	0-0	.000	0	0	0	1.8	1	0	0	0	1	2	3.5
North Dakota	01/27/2022		10:58	2-4	.500	1-3	.333	0-1	.000	0	1	1	1.8	1	2	2	0	2	5	3.6
at Denver	02/10/2022		02:03	0-0	.000	0-0	.000	0-0	.000	0	0	0	1.6	1	0	0	0	0	0	3.3
Omaha	02/12/2022		06:04	1-1	1.000	0-0	.000	1-1	1.000	0	1	1	1.6	0	0	0	0	0	3	3.3
Western Ill.	02/17/2022		06:22	0-0	.000	0-0	.000	0-0	.000	0	2	2	1.6	2	0	1	0	0	0	3.1
vs South Dakota	03/07/2022		01:49	0-1	.000	0-1	.000	0-0	.000	0	0	0	1.5	0	0	0	0	0	0	2.9
Totals		0	112:16	16-35	.457	10-27	.370	4-8	.500	8	16	24	1.5	9	11	8	5	6	46	2.9

Player Averages

Games Played	Minutes/game	Points/game	FG Pct	3FG Pct	FT Pct	Rebounds/game	Assists/game	Turnovers/game	Assist/Turnover ratio	Steals/game	Blocks/game
16	7.0	2.9	45.7	37.0	50.0	1.5	0.7	0.5	1.4	0.4	0.3

MISCELLANEOUS STATS

PRODUCTION	Season	Career
10+ Points	1	19
20+ Points	0	1
30+ Points	0	0
5+ Rebounds	1	17
10+ Rebounds	1	1
Games with a 3-Pointer	6	48
Games with an Assist	6	38
Games with a Steal	5	30
Games with a Block	2	19
Double-Doubles	1	1

SEASON HIGHLIGHTS

- » Logged 1st double-double (18 points, 10 rebs) vs. UM Morris (12/3)
- » Career-high 5 assists against Presentation (11/18)
- » Sank two three-pointers against Alabama (11/12)
- » Changed jersey numbers from 50 to 10 this season

OTHER NOTABLES

- » Made 26 career starts (19 two years ago, 7 more last season)
- » Transferred from Memphis in summer 2019, granted immediate eligibility with NCAA Waiver
- » Played one season of post-graduate ball at Bull City Prep Academy (Durham, N.C.)
- » Left Winnebago High School as one of the top Nebraska prep scorers (No. 5) of all-time with over 2,200 points

CAREER STATS

SEASON	TEAM	GP-GS	MIN/AVG	Field Goals		3-Point		F-Throws		Rebounds				Scoring						
				FG-FGA	FG%	3FG-3FGA	3FG%	FT-FTA	FT%	OFF	DEF	TOT	AVG	PF-FO	A	TO	BLK	STL	PTS	AVG
2018-19	Mem	4-0	23/5.6	1-10	.100	0-8	.000	0-0	.000	0	1	1	0.3	2-0	0	0	1	3	2	0.5
2019-20	SDSU	32-19	816/25.5	92-238	.387	57-151	.377	29-50	.580	22	121	143	4.5	49-1	35	32	13	20	270	8.4
2020-21	SDSU	21-7	372/17.7	43-107	.402	27-74	.365	16-22	.727	7	39	46	2.2	21-0	13	17	8	8	129	6.1
2021-22	SDSU	16-0	112/7.0	16-35	.457	10-27	.370	4-8	.500	8	16	24	1.5	9-0	11	8	5	6	46	2.9
TOTAL FOR SDSU		69-26	1300/18.8	151-380	.397	94-252	.373	49-80	.613	37	176	213	3.1	79-1	59	57	26	34	445	6.4
TOTAL		73-26	1323/18.1	152-390	.390	94-260	.362	49-80	.613	37	177	214	2.9	81-1	59	57	27	37	447	6.1



13 LUKE APPEL

Junior | Forward | 6-8 | 235
Marshalltown, Iowa | Kirkwood CC | Marshalltown H.S.

Career Highs

41, at Oral Roberts, 2/24/22
16, at Oral Roberts, 2/24/22
20, at Oral Roberts, 2/24/22
2, at Oral Roberts, 2/24/22
2 (5x), last at Oral Roberts, 2/24/22
7, at Oral Roberts, 2/24/22
9, at Oral Roberts, 2/24/22
10, at Oral Roberts, 2/24/22
6, at Alabama, 11/12/21
2, at Oral Roberts, 2/13/21
2 (2x), last vs. Prairie View, 11/30/21
27, at Oral Roberts, 2/24/22

Season Highs

Points Same
FGM Same
FGA Same
3FGM Same
3FGA 2 (4x), last at Oral Roberts, 2/24/22
FTM Same
FTA Same
Rebs Same
Assists Same
Steals 1 (5x), last at South Dakota, 2/5/22
Blocks 2, vs. Prairie View, 11/30/21
Minutes Same

GAME-BY-GAME STATS

Opponent	Date	GS	MIN	Total		3-Pointers		Free throws		Rebounds				PF	A	TO	BLK	STL	PTS	AVG
				FG-FGA	PCT	3FG-3FGA	PCT	FT-FTA	PCT	OFF	DEF	TOT	AVG							
Bradley	11/09/2021		06:03	0-1	.000	0-0	.000	0-0	.000	1	0	1	1.0	0	1	0	1	0	0	0.0
at Alabama	11/12/2021		20:45	3-7	.429	0-2	.000	0-0	.000	3	2	5	3.0	5	6	1	0	0	6	3.0
at SFA	11/14/2021		12:28	3-5	.600	0-0	.000	0-0	.000	1	0	1	2.3	2	0	1	0	0	6	4.0
Montana St.	11/17/2021		14:04	5-8	.625	0-0	.000	1-2	.500	0	2	2	2.3	1	0	2	1	0	11	5.8
Presentation	11/18/2021		12:45	1-2	.500	0-0	.000	2-2	1.000	1	1	2	2.2	0	0	0	0	0	4	5.4
vs Nevada	11/22/2021		18:05	0-1	.000	0-0	.000	0-0	.000	2	2	4	2.5	4	3	4	1	0	0	4.5
vs Washington	11/23/2021		10:16	4-6	.667	0-0	.000	0-0	.000	1	1	2	2.4	2	0	1	0	1	8	5.0
vs George Mason	11/24/2021		20:28	5-7	.714	1-1	1.000	0-2	.000	0	1	1	2.3	5	3	0	0	0	11	5.8
Prairie View	11/30/2021		18:54	2-3	.667	0-0	.000	1-3	.333	0	2	2	2.2	2	2	0	2	0	5	5.7
Minn.-Morris	12/03/2021		15:20	2-3	.667	0-0	.000	2-2	1.000	1	4	5	2.5	1	2	1	1	1	6	5.7
at Idaho	12/08/2021		17:38	5-10	.500	1-1	1.000	2-3	.667	0	1	1	2.4	3	0	0	0	0	13	6.4
vs Washington St.	12/11/2021		16:50	2-6	.333	0-0	.000	2-3	.667	2	3	5	2.6	4	2	4	0	0	6	6.3
at Missouri St.	12/15/2021		17:30	7-11	.636	0-2	.000	3-6	.500	4	2	6	2.8	5	1	1	0	1	17	7.2
Kansas City	12/20/2021		18:38	3-8	.375	0-0	.000	7-8	.875	1	5	6	3.1	0	1	1	0	0	13	7.6
Oral Roberts	12/22/2021		15:22	3-5	.600	0-1	.000	1-4	.250	0	3	3	3.1	1	2	1	1	0	7	7.5
at North Dakota St.	12/30/2021		18:54	9-10	.900	0-0	.000	2-3	.667	0	0	0	2.9	3	0	2	0	0	20	8.3
South Dakota	01/08/2022		15:02	5-8	.625	0-1	.000	3-3	1.000	1	4	5	3.0	2	2	2	0	1	13	8.6
at Omaha	01/13/2022 *		14:39	1-4	.250	0-0	.000	0-0	.000	1	2	3	3.0	4	2	4	0	0	2	8.2
Denver	01/15/2022		21:53	5-9	.556	0-0	.000	2-2	1.000	1	6	7	3.2	3	4	3	0	0	12	8.4
at St. Thomas (MN)	01/20/2022		11:11	3-3	1.000	0-0	.000	0-0	.000	1	2	3	3.2	4	1	2	0	0	6	8.3
at Western Ill.	01/22/2022		19:51	4-5	.800	0-0	.000	5-5	1.000	0	2	2	3.1	3	3	4	0	0	13	8.5
North Dakota	01/27/2022		22:46	5-9	.556	1-2	.500	2-2	1.000	1	4	5	3.2	1	2	2	0	0	13	8.7
North Dakota St.	01/29/2022		21:43	6-11	.545	0-0	.000	2-2	1.000	1	7	8	3.4	5	0	0	0	0	14	9.0
at North Dakota	01/31/2022		11:51	0-3	.000	0-1	.000	2-2	1.000	0	3	3	3.4	2	1	0	0	0	2	8.7
at South Dakota	02/05/2022		21:01	6-8	.750	0-1	.000	1-2	.500	0	5	5	3.5	0	1	0	1	1	13	8.8
at Denver	02/10/2022		18:23	1-1	1.000	0-0	.000	0-0	.000	0	5	5	3.5	1	2	2	0	0	2	8.6
Omaha	02/12/2022		20:52	6-9	.667	0-0	.000	0-0	.000	0	3	3	3.5	3	1	1	2	0	12	8.7
Western Ill.	02/17/2022		16:19	2-2	1.000	0-0	.000	1-4	.250	0	0	0	3.4	3	1	4	0	0	5	8.6
St. Thomas (MN)	02/19/2022		18:15	2-5	.400	0-0	.000	0-0	.000	0	4	4	3.4	1	1	0	0	0	4	8.4
at Oral Roberts	02/24/2022		27:29	16-20	.800	2-2	1.000	7-9	.778	1	9	10	3.6	5	0	0	1	0	41	9.5
at Kansas City	02/26/2022		27:14	3-8	.375	0-0	.000	2-3	.667	0	4	4	3.6	1	1	1	1	0	8	9.5
vs Omaha	03/05/2022		13:24	3-5	.600	0-0	.000	3-4	.750	2	0	2	3.6	2	1	2	0	0	9	9.4
vs South Dakota	03/07/2022		29:00	4-4	1.000	0-0	.000	0-0	.000	0	8	8	3.7	2	0	0	0	0	8	9.4
Totals		1	584:52	126-207	.609	5-14	.357	53-76	.697	26	97	123	3.7	80	45	47	12	5	310	9.4

Player Averages

Games Played	Minutes/game	Points/game	FG Pct	3FG Pct	FT Pct	Rebounds/game	Assists/game	Turnovers/game	Assist/Turnover ratio	Steals/game	Blocks/game
33	17.7	9.4	60.9	35.7	69.7	3.7	1.4	1.4	1.0	0.2	0.4

MISCELLANEOUS STATS

PRODUCTION	Season	Career
10+ Points	14	22
20+ Points	2	2
30+ Points	1	1
5+ Rebounds	13	16
10+ Rebounds	1	1
Games with a 3-Pointer	4	4
Games with an Assist	24	30
Games with a Steal	5	8
Games with a Block	10	15
Double-Doubles	1	1

SEASON HIGHLIGHTS


- » Summit League 6th Man of the Year
- » Won final Summit League Player of the Week
- » Career highs of 41 points, 10 rebounds, posting 1st career double-double in win at Oral Roberts (2/24/22)
- » Made 33-of-45 shots in six games in February
- » Ranks ninth in Summit League in points per 40 minutes at 21.0
- » String of 17 consecutive FT made ended at South Dakota (2/5)
- » Made first start of Jackrabbit career at Omaha (1/13)
- » Career high 20 points on 9-of-10 shooting at NDSU (12/30)
- » Has dished out 3+ assists five times and has 45 for the season, surpassing last year's total of 9.

OTHER NOTABLES

- » 2019-20 NJCAA 2nd Team All-American
- » Played on NJCAA National Champions at Kirkwood in 18-19
- » Played alongside fellow Jack Douglas Wilson at Kirkwood CC
- » Head coach at Kirkwood was Bryan Petersen, now an SDSU assistant

CAREER STATS

SEASON	TEAM	GP-GS	MIN/AVG	Field Goals		3-Point		F-Throws		Rebounds				Scoring						
				FG-FGA	FG%	3FG-3FGA	3FG%	FT-FTA	FT%	OFF	DEF	TOT	AVG	PF-FO	A	TO	BLK	STL	PTS	AVG
2020-21	SDSU	22-0	270/12.3	65-102	.637	0-6	.000	35-55	.636	14	35	49	2.2	56-2	9	31	6	4	165	7.5
2021-22	SDSU	33-1	585/17.7	126-207	.609	5-14	.357	53-76	.697	26	97	123	3.7	80-5	45	47	12	5	310	9.4
TOTAL		55-1	855/15.5	191-309	.618	5-20	.250	88-131	.672	40	132	172	3.1	136-7	54	78	18	9	475	8.6



15 NOAH FREIDEL

Sophomore | Guard | 6-4 | 185
Tea, S.D. | Tea Area H.S.

Career Highs

35, vs. Purdue Fort Wayne, 3/7/20
11, vs. Purdue Fort Wayne, 3/7/20
24, at Idaho, 12/8/21
7, vs. Purdue Fort Wayne, 3/7/20
14 vs. Purdue Fort Wayne, 3/7/20
7, South Dakota, 2/23/20
8 (2x), last vs. Purdue Fort Wayne, 3/7/20
8 (3x), last vs. West Virginia, 11/25/20
8, Denver, 2/14/20
2 (9x), last vs. North Dakota State, 12/10/20
2 (2x), last North Dakota, 1/23/21
40, South Dakota, 2/5/21

Season Highs

Points	25 (2x), last vs. George Mason, 11/24/21
FGM	10, at Stephen F. Austin, 11/14/21
FGA	Same
3FGM	5 (3x), last vs. Prairie View, 11/30/21
3FGA	12 (3x), last at Idaho, 12/8/21
FTM	6, vs. Washington, 11/23/21
FTA	7, vs. Washington State, 12/11/21
Rebs	5 (2x), last at Idaho, 12/8/21
Assists	5, vs. Presentation, 11/18/21
Steals	1 (4x), last vs. Washington State, 12/11/21
Blocks	1 (2x), last vs. George Mason, 11/24/21
Minutes	36, vs. Washington, 11/23/21

GAME-BY-GAME STATS

Opponent	Date	GS	MIN	Total		3-Pointers		Free throws		Rebounds				PF	A	TO	BLK	STL	PTS	AVG
				FG-FGA	PCT	3FG-3FGA	PCT	FT-FTA	PCT	OFF	DEF	TOT	AVG							
Bradley	11/09/2021		25:19	4-13	.308	3-8	.375	5-6	.833	1	1	2	2.0	2	0	2	0	0	16	16.0
at Alabama	11/12/2021		30:50	8-13	.615	3-7	.429	4-6	.667	0	1	1	1.5	2	0	2	0	0	23	19.5
at SFA	11/14/2021	*	35:15	10-17	.588	5-12	.417	0-0	.000	1	1	2	1.7	2	2	3	0	1	25	21.3
Montana St.	11/17/2021		22:19	6-10	.600	3-6	.500	3-6	.500	1	3	4	2.3	1	0	1	0	0	18	20.5
Presentation	11/18/2021		17:47	4-7	.571	4-6	.667	2-3	.667	0	2	2	2.2	1	5	0	0	0	14	19.2
vs Nevada	11/22/2021	*	22:38	7-14	.500	5-10	.500	2-5	.400	1	3	4	2.5	2	2	3	1	0	21	19.5
vs Washington	11/23/2021	*	36:28	6-14	.429	2-6	.333	6-6	1.000	1	4	5	2.9	1	1	4	0	1	20	19.6
vs George Mason	11/24/2021	*	34:28	9-17	.529	4-8	.500	3-5	.600	0	3	3	2.9	0	1	2	1	0	25	20.3
Prairie View	11/30/2021	*	25:08	7-15	.467	5-12	.417	2-3	.667	0	1	1	2.7	2	2	2	0	1	21	20.3
at Idaho	12/08/2021	*	35:19	5-24	.208	2-12	.167	3-3	1.000	1	4	5	2.9	3	1	0	0	0	15	19.8
vs Washington St.	12/11/2021	*	35:28	7-13	.538	4-6	.667	5-7	.714	0	3	3	2.9	2	0	4	0	1	23	20.1
at Missouri St.	12/15/2021	*	37:18	2-12	.167	0-5	.000	3-5	.600	0	3	3	2.9	4	1	1	2	2	7	19.0
Kansas City	12/20/2021	*	27:24	3-6	.500	0-2	.000	0-0	.000	0	3	3	2.9	1	3	2	0	2	6	18.0
at Denver	02/10/2022		02:03	2-2	1.000	2-2	1.000	0-0	.000	0	0	0	2.7	1	0	0	1	0	6	17.1
Omaha	02/12/2022		02:30	0-2	.000	0-2	.000	0-0	.000	1	1	2	2.7	1	0	0	0	0	0	16.0
Western Ill.	02/17/2022		04:32	0-1	.000	0-1	.000	2-2	1.000	1	0	1	2.6	0	1	0	1	0	2	15.1
vs South Dakota	03/07/2022		01:49	0-1	.000	0-1	.000	0-0	.000	0	0	0	2.4	0	0	0	0	0	0	14.2
Totals		9	396:35	80-181	.442	42-106	.396	40-57	.702	8	33	41	2.4	25	19	26	6	8	242	14.2

Player Averages

Games Played	Minutes/game	Points/game	FG Pct	3FG Pct	FT Pct	Rebounds/game	Assists/game	Turnovers/game	Assist/Turnover ratio	Steals/game	Blocks/game
17	23.3	14.2	44.2	39.6	70.2	2.4	1.1	1.5	0.7	0.5	0.4

MISCELLANEOUS STATS

PRODUCTION	Season	Career
10+ Points	11	40
20+ Points	7	20
30+ Points	0	1
5+ Rebounds	2	20
10+ Rebounds	0	0
Games with a 3-Pointer	12	53
Games with an Assist	10	42
Games with a Steal	6	29
Games with a Block	5	22
Double-Doubles	0	0

SEASON HIGHLIGHTS

- » Hit a pair of 3-pointers at Denver (2/10)
- » Did not play in 11 consecutive league games - head coach's decision
- » Had scored in double figures and made multiple 3-pointers in each of 1st 11 games - scored a combined 13 points on 0-of-7 shooting in last two contests
- » Scored 20+ points in all three games at the Crossover Classic

OTHER NOTABLES

- » Preseason Second Team All-Summit
- » Career high 35 points in 2020 Summit League Tourney vs. Purdue Fort Wayne
- » 2018 Argus Leader SD Player of the Year
- » 2x SD HS State Champion

CAREER STATS

SEASON	TEAM	GP-GS	MIN/AVG	Field Goals		3-Point		F-Throws		Rebounds				Scoring						
				FG-FGA	FG%	3FG-3FGA	3FG%	FT-FTA	FT%	OFF	DEF	TOT	AVG	PF-FO	A	TO	BLK	STL	PTS	AVG
2019-20	SDSU	32-29	938/29.3	127-282	.450	66-167	.395	69-81	.852	25	105	130	4.1	68-0	54	56	11	20	389	12.2
2020-21	SDSU	14-12	434/31.0	76-186	.409	38-99	.384	34-44	.773	10	49	59	4.2	32-0	29	24	10	12	224	16.0
2021-22	SDSU	17-9	397/23.3	80-181	.442	42-106	.396	40-57	.702	8	33	41	2.4	25-0	19	26	6	8	242	14.2
TOTAL		63-50	1769/28.1	283-649	.436	146-372	.392	143-182	.786	43	187	230	3.7	125-0	102	106	27	40	855	13.6



22 AARON FIEGEN

Sophomore | Forward | 6-7 | 215
Madison, S.D. | Madison H.S.

Career Highs

4 (2x), last vs. North Dakota, 1/27/22
2 (2x), last vs. North Dakota, 1/27/22
4, vs. Minnesota Morris, 12/3/21
N/A
1, Mississippi Valley, 11/24/19
1 (2x), last North Dakota, 1/15/20
2 (3x), last Mount Marty, 1/4/21
3, Peru State, 11/7/19
1 (3x), last vs. North Dakota, 1/27/22
1, vs. Presentation, 11/18/21
1 (2x), last North Dakota, 1/22/21
10, vs. Minnesota Morris, 12/3/21

Season Highs

Points	Same
FGM	Same
FGA	Same
3FGM	N/A
3FGA	N/A
FTM	N/A
FTA	N/A
Rebs	2, vs. North Dakota, 1/27/22
Assists	1 (2x), last vs. North Dakota 1/27/22
Steals	1, vs. Presentation, 11/18/21
Blocks	N/A
Minutes	Same

GAME-BY-GAME STATS

Opponent	Date	GS	MIN	Total		3-Pointers		Free throws		Rebounds				PF	A	TO	BLK	STL	PTS	AVG
				FG-FGA	PCT	3FG-3FGA	PCT	FT-FTA	PCT	OFF	DEF	TOT	AVG							
at Alabama	11/12/2021		00:18	0-0	.000	0-0	.000	0-0	.000	0	0	0	0.0	0	0	0	0	0	0	0.0
Montana St.	11/17/2021		01:49	0-0	.000	0-0	.000	0-0	.000	0	0	0	0.0	0	0	0	0	0	0	0.0
Presentation	11/18/2021		06:48	1-3	.333	0-0	.000	0-0	.000	0	1	1	0.3	0	0	0	0	1	2	0.7
vs Nevada	11/22/2021		01:53	0-0	.000	0-0	.000	0-0	.000	0	0	0	0.3	0	1	0	0	0	0	0.5
Minn.-Morris	12/03/2021		10:33	2-4	.500	0-0	.000	0-0	.000	0	1	1	0.4	0	0	0	0	0	4	1.2
Kansas City	12/20/2021		03:43	1-1	1.000	0-0	.000	0-0	.000	0	1	1	0.5	1	0	1	0	0	2	1.3
at Western Ill.	01/22/2022		01:58	0-0	.000	0-0	.000	0-0	.000	0	0	0	0.4	1	0	1	0	0	0	1.1
North Dakota	01/27/2022		04:19	2-2	1.000	0-0	.000	0-0	.000	0	2	2	0.6	0	1	0	0	0	4	1.5
at Denver	02/10/2022		02:03	0-0	.000	0-0	.000	0-0	.000	0	0	0	0.6	0	0	0	0	0	0	1.3
Omaha	02/12/2022		02:30	1-1	1.000	0-0	.000	0-0	.000	1	0	1	0.6	0	0	1	0	0	2	1.4
Western Ill.	02/17/2022		04:32	1-1	1.000	0-0	.000	0-0	.000	0	2	2	0.7	1	0	1	0	1	2	1.5
vs South Dakota	03/07/2022		01:49	0-0	.000	0-0	.000	0-0	.000	1	0	1	0.8	0	0	0	0	0	0	1.3
Totals		0	42:15	8-12	.667	0-0	.000	0-0	.000	2	7	9	0.8	3	2	4	0	2	16	1.3

Player Averages

Games Played	Minutes/game	Points/game	FG Pct	3FG Pct	FT Pct	Rebounds/game	Assists/game	Turnovers/game	Assist/Turnover ratio	Steals/game	Blocks/game
12	3.5	1.3	66.7	0.0	0.0	0.8	0.2	0.3	0.5	0.2	0.0

MISCELLANEOUS STATS

PRODUCTION	Season	Career
10+ Points	0	0
20+ Points	0	0
30+ Points	0	0
5+ Rebounds	0	0
10+ Rebounds	0	0
Games with a 3-Pointer	0	1
Games with an Assist	3	2
Games with a Steal	0	0
Games with a Block	0	0
Double-Doubles	0	0

SEASON HIGHLIGHTS


- » Matched his career high, scoring 4 points in 4 minutes vs. UND (1/27)
- » Scored a career high 4 points on 2-of-4 shooting vs. UM Morris
- » Recorded his first-career steal against Presentation
- » Scored the final bucket in SDSU's 99-62 win over Presentation

OTHER NOTABLES

- » Underwent brain surgery in July 2019
- » Redshirted 2018-19 season
- » First Team All-State in 2017-18 at Madison HS

CAREER STATS

SEASON	TEAM	GP-GS	MIN/AVG	Field Goals		3-Point		F-Throws		Rebounds				Scoring						
				FG-FGA	FG%	3FG-3FGA	3FG%	FT-FTA	FT%	OFF	DEF	TOT	AVG	PF-FO	A	TO	BLK	STL	PTS	AVG
2019-20	SDSU	9-0	26/2.9	2-5	.400	0-1	.000	2-4	.500	3	4	7	0.8	5-0	0	0	1	0	6	0.7
2020-21	SDSU	10-0	28/2.8	2-2	1.000	0-0	.000	0-2	.000	1	1	2	0.2	7-0	1	0	1	0	4	0.4
2021-22	SDSU	12-0	42/3.5	8-12	.667	0-0	.000	0-0	.000	2	7	9	0.8	3-0	2	4	0	2	16	1.3
TOTAL		31-0	97/3.1	12-19	.632	0-1	.000	2-6	.333	6	12	18	0.6	15-0	3	4	2	2	26	0.8



30 CHARLIE EASLEY

Sophomore | Guard | 6-2 | 190
Lincoln, Neb. | Nebraska | Lincoln Pius X H.S.

Career Highs

Game	Points	Season Highs
19, vs. Western Illinois, 2/17/22	Points	Same
7, vs. Western Illinois, 2/17/22	FGM	Same
10, at Omaha, 1/13/22	FGA	Same
5, vs. Western Illinois, 2/17/22	3FGM	Same
7 (2x), last vs. Western Illinois, 2/17/22	3FGA	Same
6, vs. Prairie View, 11/30/21	FTM	Same
8, vs. Prairie View, 11/30/21	FTA	Same
8 (2x), last at North Dakota, 1/31/22	Rebs	8, at North Dakota, 1/31/22
4 (3x), last vs. North Dakota State, 1/29/22	Assists	4 (2x), last vs. North Dakota State, 1/29/22
5, vs. Minnesota Morris, 12/3/21	Steals	Same
2, at St. Thomas, 1/20/22	Blocks	Same
41, at Oral Roberts, 2/24/22	Minutes	Same

GAME-BY-GAME STATS

Opponent	Date	GS	MIN	Total		3-Pointers		Free throws		Rebounds				PF	A	TO	BLK	STL	PTS	AVG	
				FG-FGA	PCT	3FG-3FGA	PCT	FT-FTA	PCT	OFF	DEF	TOT	AVG								
Bradley	11/09/2021		06:46	0-2	.000	0-1	.000	0-0	.000	0	3	3	3.0	1	0	0	0	1	0	0.0	
at Alabama	11/12/2021		11:27	2-5	.400	1-1	1.000	0-0	.000	2	2	4	3.5	0	0	0	0	0	5	2.5	
at SFA	11/14/2021		21:49	3-5	.600	1-1	1.000	1-1	1.000	0	1	1	2.7	0	2	0	0	0	8	4.3	
Montana St.	11/17/2021	*	25:18	5-7	.714	3-3	1.000	0-0	.000	2	1	3	2.8	0	2	1	0	2	13	6.5	
Presentation	11/18/2021	*	20:34	2-5	.400	1-3	.333	0-0	.000	0	2	2	2.6	0	1	2	0	2	5	6.2	
vs Nevada	11/22/2021		24:54	4-6	.667	2-3	.667	0-0	.000	1	6	7	3.3	1	1	1	0	1	10	6.8	
vs Washington	11/23/2021		24:16	3-6	.500	1-3	.333	0-0	.000	1	2	3	3.3	3	1	0	1	3	7	6.9	
vs George Mason	11/24/2021		25:59	1-3	.333	1-3	.333	0-0	.000	0	3	3	3.3	0	1	1	1	1	3	6.4	
Prairie View	11/30/2021		25:19	2-4	.500	2-2	1.000	6-8	.750	0	1	1	3.0	3	0	1	1	1	12	7.0	
Minn.-Morris	12/03/2021	*	19:34	5-6	.833	1-1	1.000	0-0	.000	0	1	1	2.8	1	4	0	1	5	11	7.4	
at Idaho	12/08/2021		26:02	4-5	.800	2-3	.667	1-1	1.000	0	1	1	2.6	4	1	0	0	0	11	7.7	
vs Washington St.	12/11/2021		27:09	4-6	.667	0-1	.000	0-0	.000	1	2	3	2.7	1	2	0	0	1	8	7.8	
at Missouri St.	12/15/2021		20:58	0-1	.000	0-0	.000	0-0	.000	0	4	4	2.8	1	1	2	0	0	0	7.2	
Kansas City	12/20/2021		15:52	3-4	.750	2-3	.667	2-2	1.000	0	2	2	2.7	1	1	0	0	2	10	7.4	
Oral Roberts	12/22/2021	*	34:54	3-5	.600	1-2	.500	0-0	.000	1	5	6	2.9	2	1	2	0	0	7	7.3	
at North Dakota St.	12/30/2021	*	14:02	1-2	.500	1-1	1.000	0-0	.000	0	1	1	2.8	4	0	1	0	1	3	7.1	
South Dakota	01/08/2022	*	28:16	1-7	.143	0-3	.000	0-0	.000	1	3	4	2.9	4	1	2	0	0	2	6.8	
at Omaha	01/13/2022	*	34:13	5-10	.500	0-4	.000	3-4	.750	2	3	5	3.0	1	3	1	0	0	13	7.1	
Denver	01/15/2022	*	26:23	1-9	.111	1-7	.143	0-0	.000	1	3	4	3.1	1	1	1	0	0	3	6.9	
at St. Thomas (MN)	01/20/2022	*	28:34	2-5	.400	2-4	.500	2-2	1.000	0	2	2	3.0	3	0	1	2	0	8	7.0	
at Western Ill.	01/22/2022	*	18:44	3-5	.600	1-1	1.000	0-0	.000	0	2	2	3.0	4	2	1	0	1	7	7.0	
North Dakota	01/27/2022	*	21:54	2-3	.667	2-2	1.000	0-0	.000	1	4	5	3.0	3	1	1	0	2	6	6.9	
North Dakota St.	01/29/2022	*	21:25	3-5	.600	0-1	.000	1-1	1.000	0	4	4	3.1	1	4	0	0	2	7	6.9	
at North Dakota	01/31/2022	*	29:26	4-8	.500	1-2	.500	4-6	.667	4	4	8	3.3	4	0	2	0	3	13	7.2	
at South Dakota	02/05/2022	*	26:33	3-4	.750	2-2	1.000	1-2	.500	1	1	2	3.2	3	1	0	0	0	9	7.2	
at Denver	02/10/2022	*	22:53	3-7	.429	2-5	.400	0-0	.000	0	2	2	3.2	0	1	0	0	0	8	7.3	
Omaha	02/12/2022	*	24:13	2-5	.400	2-5	.400	1-4	.250	1	2	3	3.2	3	1	0	0	2	7	7.3	
Western Ill.	02/17/2022	*	26:41	7-9	.778	5-7	.714	0-0	.000	2	5	7	3.3	2	1	1	0	1	19	7.7	
St. Thomas (MN)	02/19/2022	*	27:46	4-7	.571	3-6	.500	1-1	1.000	1	3	4	3.3	1	1	2	0	1	12	7.8	
at Oral Roberts	02/24/2022	*	41:02	1-5	.200	0-0	.000	0-0	.000	1	2	3	3.3	2	2	0	2	1	2	7.6	
at Kansas City	02/26/2022	*	29:55	5-7	.714	2-4	.500	2-2	1.000	2	1	3	3.3	4	1	2	1	2	14	7.8	
vs Omaha	03/05/2022	*	31:21	2-5	.400	1-3	.333	2-2	1.000	0	1	1	3.3	2	2	1	0	3	7	7.8	
vs South Dakota	03/07/2022	*	28:42	2-5	.400	2-4	.500	2-2	1.000	2	2	4	3.3	1	3	0	0	0	8	7.8	
Totals			22	812:54	92-178	.517	45-91	.495	29-38	.763	27	81	108	3.3	61	43	26	9	38	258	7.8

Player Averages

Games Played	Minutes/game	Points/game	FG Pct	3FG Pct	FT Pct	Rebounds/game	Assists/game	Turnovers/game	Assist/Turnover ratio	Steals/game	Blocks/game
33	24.6	7.8	51.7	49.5	76.3	3.3	1.3	0.8	1.7	1.2	0.3

MISCELLANEOUS STATS

PRODUCTION	Season	Career
10+ Points	11	12
20+ Points	0	0
30+ Points	0	0
5+ Rebounds	6	9
10+ Rebounds	0	0
Games with a 3-Pointer	25	43
Games with an Assist	26	52
Games with a Steal	21	46
Games with a Block	7	12
Double-Doubles	0	0

SEASON HIGHLIGHTS

- » Has a steal in six of last seven games
- » Logged career high 41 minutes at Oral Roberts (2/24)
- » Career high 19 points, 14 coming in the first eight minutes, vs. Western Illinois (2/17)
- » Tallied 13 points and 8 rebounds at UND (1/31)
- » Provided the Jacks with a second-half spark off the bench against SFA, finishing with eight points, all of which came in the final 8:09 of the game (11/14)

OTHER NOTABLES

- » Started four games at Nebraska in 2019-20
- » 3-year starter at Lincoln Pius X
- » Pius X record 1,412 career points
- » Played on 2018-19 Neb. Class B H.S. state championship team

CAREER STATS

SEASON	TEAM	GP-GS	MIN/AVG	Field Goals		3-Point		F-Throws		Rebounds				Scoring						
				FG-FGA	FG%	3FG-3FGA	3FG%	FT-FTA	FT%	OFF	DEF	TOT	AVG	PF-FO	A	TO	BLK	STL	PTS	AVG
2019-20	Nebr	28-4	326/11.7	17-58	.293	5-30	.167	15-20	.750	9	20	29	1.0	29-0	13	14	3	18	54	1.9
2020-21	SDSU	23-9	476/20.7	40-93	.430	21-51	.412	12-19	.632	9	52	61	2.7	48-0	30	22	2	24	113	4.9
2021-22	SDSU	33-22	813/24.6	92-178	.517	45-91	.495	29-38	.763	27	81	108	3.3	61-0	43	26	9	38	258	7.8
TOTAL FOR SDSU		56-31	1289/23.0	132-271	.487	66-142	.465	41-57	.719	36	133	169	3.0	109-0	73	48	11	62	371	6.6
TOTAL		84-35	1615/19.2	149-329	.453	71-172	.413	56-77	.727	45	153	198	2.4	138-0	86	62	14	80	425	5.1



32 MATT DENTLINGER

Junior | Forward | 6-8 | 240
Arcadia, Iowa | Kuemper Catholic H.S.

Career Highs

26, at South Dakota, 1/19/20
13, at South Dakota, 1/19/20
18, at South Dakota, 1/19/20
1 (2x), last North Dakota, 12/11/20
1 (5x), last North Dakota, 12/11/20
8, Kansas City, 2/27/21
12, Kansas City, 2/27/21
14, vs UTRGV, 11/5/19
7, at South Dakota, 1/19/20
4, vs Omaha, 2/8/20
5, vs Purdue Fort Wayne, 2/16/20
37, at North Dakota State, 2/27/20

Season Highs

Points 25, at Omaha, 1/13/22
FGM 11, at Omaha, 1/13/22
FGA 13, at Omaha, 1/13/22
3FGM N/A
3FGA 1, at Alabama, 11/12/21
FTM 5, Bradley, 11/9/21
FTA 5 (2x), last vs. Minnesota Morris, 12/3/21
Rebs 7, at Omaha, 1/13/22
Assists 2, vs. Presentation, 11/18/21
Steals 1 (5x), last vs. Kansas City, 12/20/21
Blocks 2 (2x), last vs. Oral Roberts, 12/22/21
Minutes 29, at Omaha, 1/13/22

GAME-BY-GAME STATS

Opponent	Date	GS	MIN	Total		3-Pointers		Free throws		Rebounds				PF	A	TO	BLK	STL	PTS	AVG	
				FG-FGA	PCT	3FG-3FGA	PCT	FT-FTA	PCT	OFF	DEF	TOT	AVG								
Bradley	11/09/2021	*	20:33	4-8	.500	0-0	.000	5-5	1.000	4	2	6	6.0	1	0	1	2	0	13	13.0	
at Alabama	11/12/2021	*	12:31	1-2	.500	0-1	.000	0-0	.000	0	0	0	3.0	0	0	1	1	0	2	7.5	
at SFA	11/14/2021	*	27:15	4-6	.667	0-0	.000	2-2	1.000	0	1	1	2.3	2	0	2	1	1	10	8.3	
Montana St.	11/17/2021	*	13:06	1-3	.333	0-0	.000	0-0	.000	0	2	2	2.3	2	0	0	0	1	2	6.8	
Presentation	11/18/2021	*	17:59	4-4	1.000	0-0	.000	4-4	1.000	1	3	4	2.6	2	2	0	1	0	12	7.8	
vs Nevada	11/22/2021	*	18:27	3-4	.750	0-0	.000	1-2	.500	1	2	3	2.7	5	1	1	0	0	7	7.7	
vs Washington	11/23/2021	*	11:19	1-3	.333	0-0	.000	0-0	.000	0	1	1	2.4	2	1	2	0	1	2	6.9	
vs George Mason	11/24/2021	*	13:07	0-2	.000	0-0	.000	0-0	.000	0	4	4	2.6	3	0	0	0	0	0	6.0	
Prairie View	11/30/2021	*	11:56	2-2	1.000	0-0	.000	0-0	.000	1	2	3	2.7	4	1	0	1	0	4	5.8	
Minn.-Morris	12/03/2021	*	14:15	4-5	.800	0-0	.000	3-5	.600	1	2	3	2.7	1	0	0	0	0	11	6.3	
at Idaho	12/08/2021	*	11:16	2-6	.333	0-0	.000	0-0	.000	1	0	1	2.5	0	0	1	0	1	4	6.1	
vs Washington St.	12/11/2021	*	17:32	4-6	.667	0-0	.000	0-0	.000	1	2	3	2.6	2	1	1	0	0	8	6.3	
at Missouri St.	12/15/2021	*	18:15	1-1	1.000	0-0	.000	0-1	.000	1	1	2	2.5	0	2	0	1	0	2	5.9	
Kansas City	12/20/2021	*	22:14	1-4	.250	0-0	.000	3-3	1.000	0	2	2	2.5	3	1	4	0	1	5	5.9	
Oral Roberts	12/22/2021		14:16	4-4	1.000	0-0	.000	1-2	.500	1	2	3	2.5	1	0	0	2	0	9	6.1	
at North Dakota St.	12/30/2021		12:05	0-2	.000	0-0	.000	0-0	.000	1	1	2	2.5	5	0	2	0	0	0	5.7	
South Dakota	01/08/2022		20:11	4-4	1.000	0-0	.000	1-1	1.000	0	1	1	2.4	2	0	1	1	0	9	5.9	
at Omaha	01/13/2022		29:52	11-13	.846	0-0	.000	3-3	1.000	2	5	7	2.7	2	1	1	0	0	25	6.9	
Denver	01/15/2022		12:34	2-2	1.000	0-0	.000	2-2	1.000	1	1	2	2.6	2	2	0	1	0	6	6.9	
at St. Thomas (MN)	01/20/2022		07:54	2-2	1.000	0-0	.000	0-0	.000	0	0	0	2.5	0	0	0	0	0	4	6.8	
at Western Ill.	01/22/2022		23:50	3-3	1.000	0-0	.000	0-0	.000	0	9	9	2.8	1	2	0	0	0	6	6.7	
North Dakota	01/27/2022		19:19	2-4	.500	0-0	.000	2-2	1.000	0	4	4	2.9	1	1	0	1	0	6	6.7	
North Dakota St.	01/29/2022		13:12	0-1	.000	0-0	.000	4-4	1.000	0	3	3	2.9	3	1	2	1	0	4	6.6	
at North Dakota	01/31/2022		09:32	1-2	.500	0-0	.000	1-2	.500	2	3	5	3.0	1	0	0	1	0	3	6.4	
at South Dakota	02/05/2022		11:15	1-3	.333	0-0	.000	0-0	.000	1	0	1	2.9	1	0	0	0	0	2	6.2	
at Denver	02/10/2022		14:28	2-2	1.000	0-0	.000	0-0	.000	0	2	2	2.8	1	1	1	2	0	4	6.2	
Omaha	02/12/2022		14:52	0-2	.000	0-0	.000	2-4	.500	1	2	3	2.9	0	1	0	2	1	2	6.0	
Western Ill.	02/17/2022		20:06	2-4	.500	0-0	.000	1-2	.500	0	1	1	2.8	1	3	0	0	0	5	6.0	
St. Thomas (MN)	02/19/2022		14:47	3-3	1.000	0-0	.000	4-4	1.000	0	2	2	2.8	1	0	0	0	0	10	6.1	
at Oral Roberts	02/24/2022		02:33	0-1	.000	0-0	.000	0-0	.000	1	0	1	2.7	0	0	0	0	0	0	5.9	
at Kansas City	02/26/2022		07:59	0-1	.000	0-0	.000	0-0	.000	0	3	3	2.7	0	0	0	0	0	0	5.7	
vs Omaha	03/05/2022		15:38	3-5	.600	0-0	.000	3-5	.600	4	3	7	2.8	1	1	0	1	0	9	5.8	
vs South Dakota	03/07/2022		19:33	2-4	.500	0-0	.000	2-2	1.000	0	1	1	2.8	0	1	0	1	1	6	5.8	
Totals			14	513:42	74-118	.627	0-1	.000	44-55	.800	25	67	92	2.8	50	23	20	20	7	192	5.8

Player Averages

Games Played	Minutes/game	Points/game	FG Pct	3FG Pct	FT Pct	Rebounds/game	Assists/game	Turnovers/game	Assist/Turnover ratio	Steals/game	Blocks/game
33	15.6	5.8	62.7	0.0	80.0	2.8	0.7	0.6	1.2	0.2	0.6

MISCELLANEOUS STATS

PRODUCTION	Season	Career
10+ Points	6	38
20+ Points	1	8
30+ Points	0	0
5+ Rebounds	5	44
10+ Rebounds	0	5
Games with a 3-Pointer	0	2
Games with an Assist	17	66
Games with a Steal	7	34
Games with a Block	16	58
Double-Doubles	0	5

SEASON HIGHLIGHTS


- » Scored 9 points in 15 minutes off bench in first round game vs. Omaha Saturday
- » Named academic all-District for 3rd straight year; was academic all-America last season
- » Shot 38-of-57 (66.7 percent) in league play
- » Made 24-of-29 free throws (82.8 percent) in league play
- » Scored 10 points in 14 minutes vs. St. Thomas (2/19)
- » Tallied season high 25 points, including three dunks in the final minute, at Omaha (1/13)
- » Didn't start vs. Oral Roberts
- » (12/22), ending a streak of 69 consecutive games started
- » Provided spark off bench vs. Oral Roberts (12/22), scoring 9 points and blocking 2 shots in 14 minutes
- » Started the year 11-for-11 at the free throw line

OTHER NOTABLES

- » Scored in double figures in the final nine games of last season
- » 7x 20+ points
- » 5 double-doubles
- » First Team All-Iowa as H.S. senior

CAREER STATS

SEASON	TEAM	GP-GS	MIN/AVG	Field Goals		3-Point		F-Throws		Rebounds				Scoring						
				FG-FGA	FG%	3FG-3FGA	3FG%	FT-FTA	FT%	OFF	DEF	TOT	AVG	PF-FO	A	TO	BLK	STL	PTS	AVG
2018-19	SDSU	32-7	387/12.1	36-64	.563	0-3	.000	18-25	.720	43	44	87	2.7	44-1	12	13	6	6	90	2.8
2019-20	SDSU	32-32	890/27.8	159-253	.628	1-3	.333	71-101	.703	57	135	192	6.0	64-1	61	45	40	17	390	12.2
2020-21	SDSU	23-23	576/25.0	93-146	.637	1-1	1.000	47-69	.681	38	64	102	4.4	42-0	30	30	22	10	234	10.2
2021-22	SDSU	33-14	514/15.6	74-118	.627	0-1	.000	44-55	.800	25	67	92	2.8	50-2	23	20	20	7	192	5.8
TOTAL		120-76	2367/19.7	362-581	.623	2-8	.250	180-250	.720	163	310	473	3.9	200-4	126	108	88	40	906	7.6



34 ALEX ARIANS

Junior | Guard | 6-4 | 210
Madison, Wis. | Edgewood H.S.

Career Highs

20, at St. Thomas, 1/21/22	Points
8, at South Dakota, 1/6/19	FGM
12 (2x), last vs. Denver, 1/15/22	FGA
5, vs. Denver, 1/15/22	3FGM
8, vs. Denver, 1/15/22	3FGA
8, vs. South Dakota, 12/12/20	FTM
8 (3x), last at Kansas City, 2/26/22	FTA
11 (2x), last vs North Dakota State, 1/22/20	Rebs
7 (2x), last at Iowa State, 12/2/20	Assists
5, vs Idaho, 12/21/19	Steals
2, vs. South Dakota, 2/5/21	Blocks
40, Purdue Fort Wayne, 2/21/19	Minutes

Season Highs

Same	Same
6, vs. Denver, 1/15/22	6, vs. Denver, 1/15/22
12, vs. Denver, 1/15/22	12, vs. Denver, 1/15/22
Same	Same
Same	Same
7, at Kansas City, 2/26/22	7, at Kansas City, 2/26/22
8, at Kansas City, 2/26/22	8, at Kansas City, 2/26/22
8 (4x), last vs. Omaha, 3/5/22	8 (4x), last vs. Omaha, 3/5/22
6 (2x), last vs. Prairie View, 11/30/21	6 (2x), last vs. Prairie View, 11/30/21
2 (6x), last vs. Omaha, 2/12/22	2 (6x), last vs. Omaha, 2/12/22
1 (4x), last at Denver, 2/10/22	1 (4x), last at Denver, 2/10/22
35, vs. Washington, 11/23/21	35, vs. Washington, 11/23/21

GAME-BY-GAME STATS

Opponent	Date	GS	MIN	Total		3-Pointers		Free throws		Rebounds					PF	A	TO	BLK	STL	PTS	AVG
				FG-FGA	PCT	3FG-3FGA	PCT	FT-FTA	PCT	OFF	DEF	TOT	AVG								
Bradley	11/09/2021	*	32:13	2-7	.286	1-2	.500	6-6	1.000	0	7	7	7.0	3	2	3	0	2	11	11.0	
at Alabama	11/12/2021	*	28:50	5-9	.556	2-3	.667	0-0	.000	0	2	2	4.5	1	2	1	1	2	12	11.5	
at SFA	11/14/2021	*	31:48	3-6	.500	2-3	.667	0-0	.000	1	7	8	5.7	2	5	3	0	0	8	10.3	
Montana St.	11/17/2021	*	28:42	5-8	.625	1-2	.500	1-2	.500	0	4	4	5.3	1	4	1	0	0	12	10.8	
Presentation	11/18/2021	*	17:41	4-7	.571	3-4	.750	0-0	.000	0	2	2	4.6	0	4	0	0	1	11	10.8	
vs Nevada	11/22/2021	*	21:08	0-0	.000	0-0	.000	0-0	.000	0	1	1	4.0	3	6	0	0	0	0	9.0	
vs Washington	11/23/2021	*	35:35	3-5	.600	1-2	.500	0-0	.000	0	4	4	4.0	3	2	3	0	1	7	8.7	
vs George Mason	11/24/2021	*	23:41	0-0	.000	0-0	.000	4-5	.800	0	2	2	3.8	0	2	2	1	0	4	8.1	
Prairie View	11/30/2021	*	28:36	3-7	.429	0-2	.000	6-6	1.000	1	3	4	3.8	2	6	2	0	2	12	8.6	
Minn.-Morris	12/03/2021	*	17:58	4-9	.444	2-5	.400	0-0	.000	0	2	2	3.6	1	4	0	0	0	10	8.7	
at Idaho	12/08/2021	*	22:22	1-3	.333	0-0	.000	0-0	.000	0	0	0	3.3	5	0	1	0	0	2	8.1	
vs Washington St.	12/11/2021	*	15:11	0-0	.000	0-0	.000	0-0	.000	0	0	0	3.0	0	1	1	0	0	0	7.4	
at Missouri St.	12/15/2021	*	21:28	3-4	.750	0-0	.000	0-0	.000	0	5	5	3.2	0	1	0	0	0	6	7.3	
Kansas City	12/20/2021	*	19:46	4-5	.800	1-2	.500	0-0	.000	0	2	2	3.1	2	0	2	0	2	9	7.4	
Oral Roberts	12/22/2021	*	27:16	1-4	.250	0-1	.000	3-3	1.000	0	8	8	3.4	0	4	1	0	0	5	7.3	
at North Dakota St.	12/30/2021	*	29:03	3-8	.375	1-3	.333	0-0	.000	0	4	4	3.4	2	1	0	0	0	7	7.3	
South Dakota	01/08/2022	*	29:49	1-8	.125	1-3	.333	2-4	.500	0	6	6	3.6	1	0	1	0	1	5	7.1	
at Omaha	01/13/2022	*	33:41	3-7	.429	2-5	.400	1-2	.500	0	3	3	3.6	2	3	0	0	0	9	7.2	
Denver	01/15/2022	*	24:55	6-12	.500	5-8	.625	2-2	1.000	0	4	4	3.6	1	1	0	0	0	19	7.8	
at St. Thomas (MN)	01/20/2022	*	35:13	6-9	.667	2-4	.500	6-6	1.000	0	8	8	3.8	1	3	0	0	2	20	8.5	
at Western Ill.	01/22/2022	*	31:15	4-5	.800	3-3	1.000	2-2	1.000	0	5	5	3.9	2	1	4	0	1	13	8.7	
North Dakota	01/27/2022	*	23:14	1-2	.500	0-0	.000	2-2	1.000	0	3	3	3.8	1	5	1	0	1	4	8.5	
North Dakota St.	01/29/2022	*	29:19	4-8	.500	0-1	.000	0-0	.000	0	5	5	3.9	2	3	1	0	0	8	8.4	
at North Dakota	01/31/2022	*	34:08	3-8	.375	1-3	.333	0-0	.000	0	3	3	3.8	3	0	2	1	2	7	8.4	
at South Dakota	02/05/2022	*	24:47	4-6	.667	1-2	.500	2-2	1.000	0	2	2	3.8	3	0	3	0	1	11	8.5	
at Denver	02/10/2022	*	28:47	4-9	.444	3-4	.750	0-0	.000	1	5	6	3.8	2	2	1	1	1	11	8.6	
Omaha	02/12/2022	*	25:23	3-6	.500	1-2	.500	0-0	.000	0	1	1	3.7	3	3	2	0	2	7	8.5	
Western Ill.	02/17/2022	*	25:41	1-2	.500	1-1	1.000	2-2	1.000	0	1	1	3.6	1	1	2	0	2	5	8.4	
St. Thomas (MN)	02/19/2022	*	22:37	1-3	.333	0-0	.000	0-0	.000	0	6	6	3.7	1	0	1	2	0	2	8.2	
at Oral Roberts	02/24/2022	*	20:24	2-4	.500	0-1	.000	2-2	1.000	0	4	4	3.7	2	0	0	1	0	6	8.1	
at Kansas City	02/26/2022	*	30:43	0-2	.000	0-0	.000	7-8	.875	0	5	5	3.8	3	0	2	0	0	7	8.1	
vs Omaha	03/05/2022	*	28:25	2-6	.333	0-1	.000	2-2	1.000	1	7	8	3.9	2	3	0	0	1	6	8.0	
vs South Dakota	03/07/2022	*	13:51	2-3	.667	0-1	.000	0-0	.000	0	1	1	3.8	4	1	2	0	0	4	7.9	
Totals			33	863:30	88-182	.484	34-68	.500	50-56	.893	4	122	126	3.8	59	70	42	7	24	260	7.9

Player Averages

Games Played	Minutes/game	Points/game	FG Pct	3FG Pct	FT Pct	Rebounds/game	Assists/game	Turnovers/game	Assist/Turnover ratio	Steals/game	Blocks/game
33	26.2	7.9	48.4	50.0	89.3	3.8	2.1	1.3	1.7	0.7	0.2

MISCELLANEOUS STATS

PRODUCTION	Season	Career
10+ Points	11	50
20+ Points	1	1
30+ Points	0	0
5+ Rebounds	10	56
10+ Rebounds	0	6
Games with a 3-Pointer	19	69
Games with an Assist	25	104
Games with a Steal	16	56
Games with a Block	6	18
Double-Doubles	0	5

SEASON HIGHLIGHTS

- » Tallied 6 points and tied season-high with 8 rebounds vs. Omaha in first round (3/5)
- » Made 111 career starts, including 103 in a row and every game the last three seasons
- » Has started three games in which he did not attempt a shot
- » Matched career high with 19 points vs. Denver, then did one better at St. Thomas, posting 20 points on 6-of-9 shooting
- » Flirted with a double-double against SFA after recording eight points and eight rebounds to go along with five assists.

OTHER NOTABLES

- » Career-best string of 29 consecutive FT made last season
- » Scored double figures 10x in Summit League play in 2020-21

CAREER STATS

SEASON	TEAM	GP-GS	MIN/AVG	Field Goals		3-Point		F-Throws		Rebounds				Scoring						
				FG-FGA	FG%	3FG-3FGA	3FG%	FT-FTA	FT%	OFF	DEF	TOT	AVG	PF-FO	A	TO	BLK	STL	PTS	AVG
2018-19	SDSU	33-24	949/28.8	76-141	.539	19-51	.373	35-45	.778	24	137	161	4.9	72-0	70	35	1	26	206	6.2
2019-20	SDSU	32-32	951/29.7	101-231	.437	38-109	.349	52-64	.813	17	169	186	5.8	76-1	61	53	6	25	292	9.1
2020-21	SDSU	23-23	730/31.7	75-150	.500	27-61	.443	64-73	.877	3	103	106	4.6	59-2	58	41	6	8	241	10.5
2021-22	SDSU	33-33	863/26.2	88-182	.484	34-68	.500	50-56	.893	4	122	126	3.8	59-1	70	42	7	24	260	7.9
TOTAL		121-112	3494/28.9	340-704	.483	118-289	.408	201-238	.845	48	531	579	4.8	266-4	259	171	20	83	999	8.3



35 DOUGLAS WILSON

Senior | Forward | 6-7 | 210
Des Moines, Iowa | Kirkwood CC

Career Highs

31 (2x), last at North Dakota, 2/19/20
14, at North Dakota, 2/19/20
22, at Denver, 1/8/20
1, at Missouri State, 12/15/21
3, at Southern California, 11/12/19
10 (3x), last vs. Kansas City, 12/20/21
12 (4x), last vs. Kansas City, 12/20/21
14, at Nebraska, 11/15/19
7, vs. Omaha, 3/6/21
4 (2x), last at North Dakota State, 2/20/21
5, vs Omaha, 2/8/20
45, at CSU Bakersfield, 11/9/19

Season Highs

Points 29, at Oral Roberts, 2/24/22
FGM 13, at Oral Roberts, 2/24/22
FGA 18, at Oral Roberts, 2/24/22
Same
3FGM
3FGA 1 (2x), last at Missouri State, 12/15/21
FTM 10 (2x), last vs. Kansas City, 12/20/21
FTA 10 (2x), last vs. Kansas City, 12/20/21
Rebs 12, vs. Washington, 11/23/21
Assists 4, vs. Montana State, 11/17/21
Steals 3, vs. Montana State, 11/17/21
Blocks 2 (2x), last vs. Western Illinois, 2/17/22
Minutes 38, at Oral Roberts, 2/24/22

GAME-BY-GAME STATS

Opponent	Date	GS	MIN	Total			3-Pointers		Free throws		Rebounds				PF	A	TO	BLK	STL	PTS	AVG
				FG-FGA	PCT	3FG-3FGA	PCT	FT-FTA	PCT	OFF	DEF	TOT	AVG								
Bradley	11/09/2021	*	28:13	5-19	.263	0-0	.000	10-10	1.000	7	3	10	10.0	1	3	1	0	1	20	20.0	
at Alabama	11/12/2021	*	13:30	5-7	.714	0-0	.000	2-5	.400	1	0	1	5.5	5	0	3	0	0	12	16.0	
at SFA	11/14/2021	*	11:33	2-3	.667	0-0	.000	1-7	.143	2	2	4	5.0	4	1	2	0	0	5	12.3	
Montana St.	11/17/2021	*	25:55	7-13	.538	0-0	.000	1-5	.200	1	1	2	4.3	4	4	2	1	3	15	13.0	
Presentation	11/18/2021	*	12:31	7-7	1.000	0-0	.000	0-0	.000	3	1	4	4.2	2	0	1	1	0	14	13.2	
vs Nevada	11/22/2021	*	26:23	9-11	.818	0-0	.000	6-8	.750	1	1	2	3.8	2	2	5	0	0	24	15.0	
vs Washington	11/23/2021	*	34:09	7-13	.538	0-0	.000	4-7	.571	8	4	12	5.0	3	0	1	0	1	18	15.4	
vs George Mason	11/24/2021	*	31:22	5-9	.556	0-0	.000	4-7	.571	3	3	6	5.1	4	1	2	0	0	14	15.3	
Prairie View	11/30/2021	*	22:17	5-10	.500	0-0	.000	5-8	.625	4	4	8	5.4	3	2	0	0	0	15	15.2	
Minn.-Morris	12/03/2021	*	18:30	5-11	.455	0-1	.000	0-0	.000	4	5	9	5.8	0	2	3	1	1	10	14.7	
at Idaho	12/08/2021	*	22:35	5-8	.625	0-0	.000	5-7	.714	4	1	5	5.7	4	1	1	0	2	15	14.7	
vs Washington St.	12/11/2021	*	22:03	1-4	.250	0-0	.000	2-3	.667	1	1	2	5.4	3	1	3	0	0	4	13.8	
at Missouri St.	12/15/2021	*	24:55	6-14	.429	1-1	1.000	5-8	.625	3	3	6	5.5	0	1	3	1	2	18	14.2	
Kansas City	12/20/2021	*	19:06	3-4	.750	0-0	.000	10-10	1.000	0	6	6	5.5	3	0	4	1	0	16	14.3	
Oral Roberts	12/22/2021	*	31:03	6-13	.462	0-0	.000	9-9	1.000	2	2	4	5.4	1	3	3	0	2	21	14.7	
at North Dakota St.	12/30/2021	*	27:30	7-9	.778	0-0	.000	0-1	.000	4	1	5	5.4	3	1	1	1	0	14	14.7	
South Dakota	01/08/2022	*	20:51	3-5	.600	0-0	.000	4-4	1.000	1	2	3	5.2	3	0	0	1	0	10	14.4	
Denver	01/15/2022	*	23:38	4-7	.571	0-0	.000	3-8	.375	2	4	6	5.3	5	1	4	0	1	11	14.2	
at St. Thomas (MN)	01/20/2022	*	26:35	5-9	.556	0-0	.000	4-5	.800	0	4	4	5.2	0	3	3	1	0	14	14.2	
at Western Ill.	01/22/2022	*	22:39	5-10	.500	0-1	.000	5-6	.833	2	3	5	5.2	4	2	2	1	2	15	14.3	
North Dakota	01/27/2022	*	19:09	10-18	.556	0-1	.000	3-4	.750	4	2	6	5.2	2	0	0	1	0	23	14.7	
North Dakota St.	01/29/2022	*	20:33	7-11	.636	0-0	.000	4-5	.800	5	0	5	5.2	3	1	1	1	2	18	14.8	
at North Dakota	01/31/2022	*	28:16	4-11	.364	0-0	.000	1-4	.250	1	3	4	5.2	3	1	1	1	1	9	14.6	
at South Dakota	02/05/2022	*	32:01	10-15	.667	0-0	.000	5-5	1.000	1	3	4	5.1	3	3	4	2	0	25	15.0	
at Denver	02/10/2022	*	27:06	7-9	.778	0-0	.000	4-5	.800	0	2	2	5.0	3	2	3	1	2	18	15.1	
Omaha	02/12/2022	*	26:51	7-11	.636	0-0	.000	5-7	.714	2	5	7	5.1	2	3	1	1	0	19	15.3	
Western Ill.	02/17/2022	*	21:17	8-11	.727	1-1	1.000	4-6	.667	1	5	6	5.1	1	2	2	2	2	21	15.5	
St. Thomas (MN)	02/19/2022	*	26:38	4-9	.444	0-0	.000	8-10	.800	0	8	8	5.2	4	2	3	0	1	16	15.5	
at Oral Roberts	02/24/2022	*	37:46	13-18	.722	0-0	.000	3-6	.500	0	4	4	5.2	2	2	1	0	0	29	16.0	
at Kansas City	02/26/2022	*	21:25	5-8	.625	0-0	.000	7-10	.700	4	3	7	5.3	4	1	2	0	2	17	16.0	
vs Omaha	03/05/2022	*	30:12	7-14	.500	0-0	.000	8-10	.800	4	3	7	5.3	3	0	3	1	0	22	16.2	
vs South Dakota	03/07/2022	*	23:36	8-11	.727	0-0	.000	5-9	.556	0	8	8	5.4	1	1	4	0	1	21	16.3	
Totals			32	780:07	192-332	.578	2-5	.400	137-199	.688	75	97	172	5.4	85	46	69	19	26	523	16.3

Player Averages

Games Played	Minutes/game	Points/game	FG Pct	3FG Pct	FT Pct	Rebounds/game	Assists/game	Turnovers/game	Assist/Turnover ratio	Steals/game	Blocks/game
32	24.4	16.3	57.8	40.0	68.8	5.4	1.4	2.2	0.7	0.8	0.6

MISCELLANEOUS STATS

PRODUCTION	Season	Career
10+ Points	29	72
20+ Points	9	29
30+ Points	0	3
5+ Rebounds	19	51
10+ Rebounds	2	7
Games with a 3-Pointer	2	2
Games with an Assist	25	65
Games with a Steal	16	37
Games with a Block	17	40
Double-Doubles	2	7

SEASON HIGHLIGHTS

- » Scored 43 points in two tournament games, making 15-of-25 from the field
- » 1st-Team All-Summit League selection (3-time all-league; was Player of the Year in '19-20)
- » Summit League Defensive Team selection
- » Eight straight games in double figures (20-plus points in four of those)
- » Shot 45-of-75 (60 percent) at the line in non-conference; 79-of-105 (75.2 percent) in league
- » Season high 29 points on 13-of-18 shooting in win at Oral Roberts (2/24)
- » Leads Summit in points per 40 minutes (26.4)

OTHER NOTABLES

- » 2020-21 All-Summit League Second Team
- » 2019-20 Summit League Player of the Year & All-Summit League First Team
- » 2019-20 USBWA All-District VI
- » Two-time Summit League Player of the Week (2/24/20, 11/11/19)
- » 2x NJCAA All-American
- » 2019 NJCAA Player of the Year
- » Won 2019 NJCAA Nat'l Title
- » Scored 1,138 points in two seasons at Kirkwood CC
- » His head coach at Kirkwood CC is current Jackrabbit assistant Bryan Petersen

CAREER STATS

SEASON	TEAM	GP-GS	MIN/AVG	Field Goals		3-Point		F-Throws		Rebounds				Scoring						
				FG-FGA	FG%	3FG-3FGA	3FG%	FT-FTA	FT%	OFF	DEF	TOT	AVG	PF-FO	A	TO	BLK	STL	PTS	AVG
2019-20	SDSU	29-29	854/29.4	223-355	.628	0-5	.000	92-138	.667	83	103	186	6.4	86-4	52	76	24	22	538	18.6
2020-21	SDSU	19-18	545/28.7	120-236	.508	0-0	.000	80-131	.611	54	49	103	5.4	55-0	43	52	12	22	320	16.8
2021-22	SDSU	32-32	780/24.4	192-332	.578	2-5	.400	137-199	.688	75	97	172	5.4	85-2	46	69	19	26	523	16.3
TOTAL		80-79	2179/27.2	535-923	.580	2-10	.200	309-468	.660	212	249	461	5.8	226-6	141	197	55	70	1381	17.3



OVERALL STATS

Game Records

Record	Overall	Home	Away	Neutral
ALL GAMES	29-4	14-0	10-3	5-1
CONFERENCE	18-0	9-0	9-0	0-0
NON-CONFERENCE	11-4	5-0	1-3	5-1

Score by Periods

Team	1st	2nd	OT	TOT
South Dakota St.	1421	1434	18	2873
Opponents	1087	1325	14	2426

Team Box Score

No.	Player	Total					3-Point		F-Throw		Rebounds				PF			TO			BLK		STL		PTS		AVG	
		GP-GS	MIN	AVG	FG-FGA	FG%	3FG-3FGA	3FG%	FT-FTA	FT%	OFF	DEF	TOT	AVG	PF	DQ	A	TO	BLK	STL	PTS	AVG						
35	WILSON, Douglas	32-32	780:07	24.4	192-332	.578	2-5	.400	137-199	.688	75	97	172	5.4	85	2	46	69	19	26	523	16.3						
3	SCHEIERMAN, Baylor	33-33	1086:10	32.9	183-350	.523	78-164	.476	95-118	.805	16	245	261	7.9	66	0	151	65	5	44	539	16.3						
15	FREIDEL, Noah	17-9	396:35	23.3	80-181	.442	42-106	.396	40-57	.702	8	33	41	2.4	25	0	19	26	6	8	242	14.2						
2	MAYO, Zeke	33-19	877:11	26.6	112-236	.475	53-123	.431	36-39	.923	18	77	95	2.9	41	0	70	37	1	25	313	9.5						
13	APPEL, Luke	33-1	584:52	17.7	126-207	.609	5-14	.357	53-76	.697	26	97	123	3.7	80	5	45	47	12	5	310	9.4						
34	ARIANS, Alex	33-33	863:30	26.2	88-182	.484	34-68	.500	50-56	.893	4	122	126	3.8	59	1	70	42	7	24	260	7.9						
30	EASLEY, Charlie	33-22	812:54	24.6	92-178	.517	45-91	.495	29-38	.763	27	81	108	3.3	61	0	43	26	9	38	258	7.8						
32	DENTLINGER, Matt	33-14	513:42	15.6	74-118	.627	0-1	.000	44-55	.800	25	67	92	2.8	50	2	23	20	20	7	192	5.8						
1	MIMS, Matt	32-2	513:34	16.0	49-98	.500	37-78	.474	16-19	.842	3	37	40	1.3	29	0	23	18	1	13	151	4.7						
10	WINGETT, David	16-0	112:16	7.0	16-35	.457	10-27	.370	4-8	.500	8	16	24	1.5	9	0	11	8	5	6	46	2.9						
0	GENTRY, Jaylon	12-0	41:54	3.5	8-19	.421	7-18	.389	0-0	.000	0	2	2	0.2	2	0	4	3	0	2	23	1.9						
22	FIGEN, Aaron	12-0	42:15	3.5	8-12	.667	0-0	.000	0-0	.000	2	7	9	0.8	3	0	2	4	0	2	16	1.3						
Team											38	42	80				5											
Total		33	6625		1028-1948	.528	313-695	.450	504-665	.758	250	923	1173	35.5	510	10	507	370	85	200	2873	87.1						
Opponents		33	6625		903-2065	.437	301-852	.353	319-431	.740	287	750	1037	31.4	594	14	402	390	86	164	2426	73.5						

Team Statistics

	SDSU	OPP
Scoring	2873	2426
Points per game	87.1	73.5
Scoring margin	+13.5	-
Field goals-att	1028-1948	903-2065
Field goal pct	.528	.437
3 point fg-att	313-695	301-852
3-point FG pct	.450	.353
3-pt FG made per game	9.5	9.1
Free throws-att	504-665	319-431
Free throw pct	.758	.740
F-Throws made per game	15.3	9.7
Rebounds	1173	1037
Rebounds per game	35.5	31.4
Rebounding margin	+4.1	-
Assists	507	402
Assists per game	15.4	12.2
Turnovers	370	390
Turnovers per game	11.2	11.8
Turnover margin	+0.6	-
Assist/turnover ratio	1.4	1.0
Steals	200	164
Steals per game	6.1	5.0
Blocks	85	86
Blocks per game	2.6	2.6
Winning streak	20	-
Home win streak	14	-
Attendance	32180	36424
Home games-Avg/Game	14-2299	13-2802
Neutral site-Avg/Game	-	6-4385

Team Results

Date	Opponent	Score	Att.
11/09/2021	Bradley	W 81-65	2445
11/12/2021	at Alabama	L 88-104	10546
11/14/2021	at SFA	W 83-71	1878
11/17/2021	Montana St.	W 91-74	1761
11/18/2021	Presentation	W 99-62	1531
11/22/2021	vs Nevada	W 102-75	1643
11/23/2021	vs Washington	L 76-87	1600
11/24/2021	vs George Mason	W 80-76	1626
11/30/2021	Prairie View	W 99-90	1296
12/03/2021	Minn.-Morris	W 112-47	1284
12/08/2021	at Idaho	L 84-98	1051
12/11/2021	vs Washington St.	W 77-74	1686
12/15/2021	at Missouri St.	L 63-75	3027
12/20/2021	Kansas City	W 89-57	1438
12/22/2021	Oral Roberts	W 82-76	1955
12/30/2021	at North Dakota St.	W 90-86	3408
01/08/2022	South Dakota	W 84-65	3351
01/13/2022	at Omaha	W 95-86	1458
01/15/2022	Denver	W 80-62	1595
01/20/2022	at St. Thomas (MN)	W 92-77	1153
01/22/2022	at Western Ill.	W 93-75	1206
01/27/2022	North Dakota	W 96-61	1856
01/29/2022	North Dakota St.	W 80-76	3821
01/31/2022	at North Dakota	W 70-64	1254
02/05/2022	at South Dakota	W 89-79	4224
02/10/2022	at Denver	W 84-61	767
02/12/2022	Omaha	W 82-61	3380
02/17/2022	Western Ill.	W 91-66	3345
02/19/2022	St. Thomas (MN)	W 79-60	3122
02/24/2022	at Oral Roberts	Wot 106-102	4894
02/26/2022	at Kansas City	W 86-75	1558
03/05/2022	vs Omaha	W 87-79	9336
03/07/2022	vs South Dakota	W 83-60	10418



SUMMIT LEAGUE STATS

Game Records

Record	Overall	Home	Away	Neutral
ALL GAMES	18-0	9-0	9-0	0-0
CONFERENCE	18-0	9-0	9-0	0-0
NON-CONFERENCE	0-0	0-0	0-0	0-0

Score by Periods

Team	1st	2nd	OT	TOT
South Dakota St.	746	804	18	1568
Opponents	567	708	14	1289

Team Box Score

No.	Player	GP-GS			Total		3-Point		F-Throw		Rebounds				PF DQ A TO BLK STL PTS AVG								
		GP	GS	MIN	AVG	FG-FGA	FG%	3FG-3FGA	3FG%	FT-FTA	FT%	OFF	DEF	TOT	AVG	PF	DQ	A	TO	BLK	STL	PTS	AVG
3	SCHEIERMAN, Baylor	18-18		599:32	33.3	112-202	.554	43-88	.489	61-76	.803	10	129	139	7.7	33	0	93	32	4	25	328	18.2
35	WILSON, Douglas	17-17		432:23	25.4	108-178	.607	1-3	.333	79-105	.752	29	57	86	5.1	46	1	27	35	14	15	296	17.4
13	APPEL, Luke	18-1		341:23	19.0	80-128	.625	3-8	.375	37-49	.755	8	68	76	4.2	42	2	25	29	6	2	200	11.1
2	MAYO, Zeke	18-17		552:49	30.7	70-148	.473	32-75	.427	18-20	.900	10	38	48	2.7	21	0	38	16	1	11	190	10.6
34	ARIANS, Alex	18-18		496:00	27.6	51-108	.472	22-43	.512	31-35	.886	1	75	76	4.2	32	0	27	23	5	15	155	8.6
30	EASLEY, Charlie	18-17		472:46	26.3	53-107	.495	27-59	.458	17-24	.708	18	49	67	3.7	43	0	22	17	5	18	150	8.3
1	MIMS, Matt	18-0		347:16	19.3	34-66	.515	25-52	.481	14-17	.824	2	24	26	1.4	17	0	13	12	1	6	107	5.9
32	DENTLINGER, Matt	18-1		271:00	15.1	38-57	.667	0-0	.000	24-29	.828	10	41	51	2.8	25	1	13	11	11	2	100	5.6
15	FREIDEL, Noah	4-1		36:29	9.1	5-11	.455	2-7	.286	2-2	1.000	2	4	6	1.5	3	0	4	2	2	2	14	3.5
10	WINGETT, David	7-0		37:12	5.3	4-6	.667	1-3	.333	3-4	.750	0	4	4	0.6	6	0	2	4	0	4	12	1.7
22	FIEGEN, Aaron	6-0		19:05	3.2	5-5	1.000	0-0	.000	0-0	.000	1	5	6	1.0	3	0	1	4	0	1	10	1.7
0	GENTRY, Jaylon	6-0		19:05	3.2	2-8	.250	2-8	.250	0-0	.000	0	0	0	0.0	0	0	2	3	0	0	6	1.0
Team												15	24	39					4				
Total		18		3625		562-1024	.549	158-346	.457	286-361	.792	106	518	624	34.7	271	4	267	192	49	101	1568	87.1
Opponents		18		3625		478-1127	.424	170-490	.347	163-221	.738	154	397	551	30.6	331	10	192	192	39	83	1289	71.6

Team Statistics

	SDSU	OPP
Scoring	1568	1289
Points per game	87.1	71.6
Scoring margin	+15.5	-
Field goals-att	562-1024	478-1127
Field goal pct	.549	.424
3 point fg-att	158-346	170-490
3-point FG pct	.457	.347
3-pt FG made per game	8.8	9.4
Free throws-att	286-361	163-221
Free throw pct	.792	.738
F-Throws made per game	15.9	9.1
Rebounds	624	551
Rebounds per game	34.7	30.6
Rebounding margin	+4.1	-
Assists	267	192
Assists per game	14.8	10.7
Turnovers	192	192
Turnovers per game	10.7	10.7
Turnover margin	0.0	-
Assist/turnover ratio	1.4	1.0
Steals	101	83
Steals per game	5.6	4.6
Blocks	49	39
Blocks per game	2.7	2.2
Winning streak	18	-
Home win streak	9	-
Attendance	23863	19922
Home games-Avg/Game	9-2651	9-2214
Neutral site-Avg/Game	-	0-0

Team Results

Date	Opponent		Score	Att.
12/20/2021	Kansas City	W	89-57	1438
12/22/2021	Oral Roberts	W	82-76	1955
12/30/2021	at North Dakota St.	W	90-86	3408
01/08/2022	South Dakota	W	84-65	3351
01/13/2022	at Omaha	W	95-86	1458
01/15/2022	Denver	W	80-62	1595
01/20/2022	at St. Thomas (MN)	W	92-77	1153
01/22/2022	at Western Ill.	W	93-75	1206
01/27/2022	North Dakota	W	96-61	1856
01/29/2022	North Dakota St.	W	80-76	3821
01/31/2022	at North Dakota	W	70-64	1254
02/05/2022	at South Dakota	W	89-79	4224
02/10/2022	at Denver	W	84-61	767
02/12/2022	Omaha	W	82-61	3380
02/17/2022	Western Ill.	W	91-66	3345
02/19/2022	St. Thomas (MN)	W	79-60	3122
02/24/2022	at Oral Roberts	Wot	106-102	4894
02/26/2022	at Kansas City	W	86-75	1558



SOUTH DAKOTA STATE GAME-BY-GAME



2021-22 South Dakota St. Men's Basketball
Team Game-by-Game
All games

Opponent	Date	Score		Total		3-Pointers		Free throws		Rebounds										
				FG-FGA	PCT	3FG-3FGA	PCT	FT-FTA	PCT	OFF	DEF	TOT	AVG	PF	A	TO	BLK	STL	PTS	AVG
Bradley	11/09/2021	81-65	W	22-66	.333	9-20	.450	28-29	.966	13	35	48	48.0	14	12	15	3	9	81	81.0
at Alabama	11/12/2021	88-104	L	34-70	.486	9-31	.290	11-18	.611	9	29	38	43.0	19	15	11	2	4	88	84.5
at SFA	11/14/2021	83-71	W	32-58	.552	9-25	.360	10-16	.625	8	29	37	41.0	18	18	18	1	4	83	84.0
Montana St.	11/17/2021	91-74	W	36-61	.590	9-17	.529	10-19	.526	7	25	32	38.8	14	13	10	2	11	91	85.8
Presentation	11/18/2021	99-62	W	35-62	.565	18-35	.514	11-15	.733	11	28	39	38.8	11	26	11	4	8	99	88.4
vs Nevada	11/22/2021	102-75	W	37-63	.587	17-33	.515	11-17	.647	8	34	42	39.3	21	25	18	2	5	102	90.7
vs Washington	11/23/2021	76-87	L	29-63	.460	6-17	.353	12-17	.706	12	19	31	38.1	15	9	15	1	8	76	88.6
vs George Mason	11/24/2021	80-76	W	28-51	.549	10-20	.500	14-23	.609	3	24	27	36.8	16	15	8	3	1	80	87.5
Prairie View	11/30/2021	99-90	W	30-62	.484	13-29	.448	26-34	.765	12	24	36	36.7	20	21	11	4	8	99	88.8
Minn.-Morris	12/03/2021	112-47	W	45-77	.584	17-32	.531	5-7	.714	14	37	51	38.1	10	28	13	7	15	112	91.1
at Idaho	12/08/2021	84-98	L	29-69	.420	8-22	.364	18-22	.818	9	22	31	37.5	23	9	4	0	5	84	90.5
vs Washington St.	12/11/2021	77-74	W	28-52	.538	10-16	.625	11-15	.733	8	28	36	37.3	15	13	18	0	5	77	89.3
at Missouri St.	12/15/2021	63-75	L	23-61	.377	4-16	.250	13-22	.591	10	25	35	37.2	13	9	11	4	5	63	87.3
Kansas City	12/20/2021	89-57	W	27-47	.574	6-14	.429	29-30	.967	3	35	38	37.2	15	13	18	2	9	89	87.4
Oral Roberts	12/22/2021	82-76	W	30-57	.526	6-16	.375	16-20	.800	5	28	33	36.9	9	14	10	3	5	82	87.1
at North Dakota St.	12/30/2021	90-86	W	35-58	.603	7-16	.438	13-17	.765	8	19	27	36.3	21	11	8	1	5	90	87.3
South Dakota	01/08/2022	84-65	W	30-53	.566	10-18	.556	14-16	.875	4	29	33	36.1	15	11	13	2	6	84	87.1
at Omaha	01/13/2022	95-86	W	34-62	.548	14-30	.467	13-16	.813	8	27	35	36.1	14	24	10	0	2	95	87.5
Denver	01/15/2022	80-62	W	28-58	.483	11-27	.407	13-20	.650	6	34	40	36.3	14	13	10	1	6	80	87.1
at St. Thomas (MN)	01/20/2022	92-77	W	30-47	.638	11-20	.550	21-23	.913	1	32	33	36.1	13	17	12	3	2	92	87.4
at Western Ill.	01/22/2022	93-75	W	31-51	.608	11-17	.647	20-22	.909	4	31	35	36.0	22	22	17	1	6	93	87.6
North Dakota	01/27/2022	96-61	W	37-64	.578	12-23	.522	10-14	.714	9	30	39	36.2	12	17	9	2	7	96	88.0
North Dakota St.	01/29/2022	80-76	W	29-67	.433	1-12	.083	21-23	.913	9	28	37	36.2	20	12	7	3	8	80	87.7
at North Dakota	01/31/2022	70-64	W	27-61	.443	5-18	.278	11-19	.579	11	29	40	36.4	17	8	9	4	9	70	86.9
at South Dakota	02/05/2022	89-79	W	30-50	.600	4-9	.444	25-30	.833	4	25	29	36.1	18	9	10	4	3	89	87.0
at Denver	02/10/2022	84-61	W	32-55	.582	16-28	.571	4-5	.800	5	28	33	36.0	11	23	9	7	5	84	86.9
Omaha	02/12/2022	82-61	W	31-59	.525	10-24	.417	10-18	.556	7	26	33	35.9	14	17	7	5	8	82	86.7
Western Ill.	02/17/2022	91-66	W	33-52	.635	11-20	.550	14-20	.700	4	27	31	35.7	14	20	15	3	7	91	86.9
St. Thomas (MN)	02/19/2022	79-60	W	28-51	.549	8-19	.421	15-17	.882	1	38	39	35.8	10	16	10	2	2	79	86.6
at Oral Roberts	02/24/2022	106-102	Wot	41-78	.526	6-15	.400	18-26	.692	7	29	36	35.8	16	12	3	4	5	106	87.2
at Kansas City	02/26/2022	86-75	W	29-54	.537	9-20	.450	19-25	.760	10	23	33	35.7	16	8	15	2	6	86	87.2
vs Omaha	03/05/2022	87-79	W	27-57	.474	8-17	.471	25-33	.758	13	19	32	35.6	15	13	7	2	7	87	87.2
vs South Dakota	03/07/2022	83-60	W	31-52	.596	8-19	.421	13-17	.765	7	27	34	35.5	15	14	8	1	4	83	87.1
Total		2873		1028-1948	.528	313-695	.450	504-665	.758	250	923	1173	35.5	510	507	370	85	200	2873	87.1
Opponents		2426		903-2065	.437	301-852	.353	319-431	.740	287	750	1037	31.4	594	402	390	86	164	2426	73.5

South Dakota St. Averages

Games Played	Points/game	FG Pct	3FG Pct	FT Pct	Rebounds/game	Assists/game	Turnovers/game	Assist/Turnover ratio	Steals/game	Blocks/game
33	87.1	52.8	45.0	75.8	35.5	15.4	11.2	1.4	6.1	2.6



OPPONENT GAME-BY-GAME

Opponent	Date	Score		Total		3-Pointers		Free throws		Rebounds				PF	A	TO	BLK	STL	PTS	AVG
				FG-FGA	PCT	3FG-3FGA	PCT	FT-FTA	PCT	OFF	DEF	TOT	AVG							
Bradley	11/09/2021	81-65	W	25-68	.368	6-25	.240	9-15	.600	10	32	42	42.0	19	15	15	8	6	65	65.0
at Alabama	11/12/2021	88-104	L	41-84	.488	13-40	.325	9-14	.643	18	29	47	44.5	17	19	8	3	4	104	84.5
at SFA	11/14/2021	83-71	W	29-68	.426	8-23	.348	5-10	.500	13	21	34	41.0	17	15	16	4	10	71	80.0
Montana St.	11/17/2021	91-74	W	28-64	.438	13-30	.433	5-9	.556	13	24	37	40.0	20	16	16	1	4	74	78.5
Presentation	11/18/2021	99-62	W	24-57	.421	10-24	.417	4-5	.800	6	19	25	37.0	15	13	17	1	7	62	75.2
vs Nevada	11/22/2021	102-75	W	27-68	.397	7-22	.318	14-19	.737	9	19	28	35.5	17	16	13	3	8	75	75.2
vs Washington	11/23/2021	76-87	L	35-60	.583	10-22	.455	7-11	.636	7	24	31	34.9	14	13	16	3	7	87	76.9
vs George Mason	11/24/2021	80-76	W	30-60	.500	8-24	.333	8-8	1.000	6	23	29	34.1	21	16	8	2	3	76	76.8
Prairie View	11/30/2021	99-90	W	32-62	.516	5-13	.385	21-24	.875	7	22	29	33.6	26	13	14	3	5	90	78.2
Minn.-Morris	12/03/2021	112-47	W	18-58	.310	6-19	.316	5-9	.556	3	20	23	32.5	5	11	20	1	7	47	75.1
at Idaho	12/08/2021	84-98	L	28-51	.549	13-24	.542	29-34	.853	5	34	39	33.1	21	19	11	4	1	98	77.2
vs Washington St.	12/11/2021	77-74	W	25-67	.373	9-35	.257	15-18	.833	15	19	34	33.2	17	11	8	4	6	74	76.9
at Missouri St.	12/15/2021	63-75	L	28-58	.483	10-26	.385	9-12	.750	6	32	38	33.5	16	12	15	7	6	75	76.8
Kansas City	12/20/2021	89-57	W	19-58	.328	7-27	.259	12-18	.667	5	18	23	32.8	23	9	12	1	9	57	75.4
Oral Roberts	12/22/2021	82-76	W	31-73	.425	13-42	.310	1-1	1.000	14	24	38	33.1	16	11	11	2	6	76	75.4
at North Dakota St.	12/30/2021	90-86	W	32-57	.561	13-29	.448	9-16	.563	7	15	22	32.4	21	10	8	0	2	86	76.1
South Dakota	01/08/2022	84-65	W	27-60	.450	8-23	.348	3-4	.750	4	20	24	31.9	17	13	10	2	4	65	75.4
at Omaha	01/13/2022	95-86	W	33-63	.524	12-22	.545	8-10	.800	5	22	27	31.7	14	14	9	1	2	86	76.0
Denver	01/15/2022	80-62	W	24-62	.387	10-29	.345	4-9	.444	7	27	34	31.8	20	16	11	3	2	62	75.3
at St. Thomas (MN)	01/20/2022	92-77	W	29-63	.460	14-34	.412	5-7	.714	3	17	20	31.2	20	13	7	0	5	77	75.4
at Western Ill.	01/22/2022	93-75	W	24-68	.353	8-27	.296	19-24	.792	15	18	33	31.3	18	11	9	2	11	75	75.3
North Dakota	01/27/2022	96-61	W	22-61	.361	8-29	.276	9-9	1.000	9	21	30	31.2	14	8	14	3	3	61	74.7
North Dakota St.	01/29/2022	80-76	W	29-58	.500	5-15	.333	13-17	.765	3	31	34	31.3	20	9	11	3	5	76	74.7
at North Dakota	01/31/2022	70-64	W	21-61	.344	6-26	.231	16-18	.889	12	28	40	31.7	20	9	11	2	5	64	74.3
at South Dakota	02/05/2022	89-79	W	30-65	.462	8-19	.421	11-13	.846	9	17	26	31.5	27	12	9	3	3	79	74.5
at Denver	02/10/2022	84-61	W	21-59	.356	10-25	.400	9-13	.692	12	19	31	31.5	8	6	10	5	5	61	74.0
Omaha	02/12/2022	82-61	W	23-59	.390	8-23	.348	7-8	.875	11	23	34	31.6	16	11	12	0	4	61	73.5
Western Ill.	02/17/2022	91-66	W	25-57	.439	9-29	.310	7-9	.778	7	19	26	31.4	19	9	18	3	6	66	73.2
St. Thomas (MN)	02/19/2022	79-60	W	21-68	.309	14-45	.311	4-6	.667	10	23	33	31.4	15	14	8	1	1	60	72.8
at Oral Roberts	02/24/2022	106-102	Wot	38-77	.494	13-30	.433	13-20	.650	13	36	49	32.0	22	7	10	5	1	102	73.7
at Kansas City	02/26/2022	86-75	W	29-58	.500	4-16	.250	13-19	.684	8	19	27	31.8	21	10	12	3	9	75	73.8
vs Omaha	03/05/2022	87-79	W	30-57	.526	8-15	.533	11-13	.846	10	21	31	31.8	26	12	15	1	4	79	73.9
vs South Dakota	03/07/2022	83-60	W	25-56	.446	5-20	.250	5-9	.556	5	14	19	31.4	12	9	6	2	3	60	73.5
Total		2426		903-2065	.437	301-852	.353	319-431	.740	287	750	1037	31.4	594	402	390	86	164	2426	73.5
South Dakota St.		2873		1028-1948	.528	313-695	.450	504-665	.758	250	923	1173	35.5	510	507	370	85	200	2873	87.1

Opponents Averages

Games Played	Points/game	FG Pct	3FG Pct	FT Pct	Rebounds/game	Assists/game	Turnovers/game	Assist/Turnover ratio	Steals/game	Blocks/game
33	73.5	43.7	35.3	74.0	31.4	12.2	11.8	1.0	5.0	2.6



2021-22 JACKRABBIT BASKETBALL GAME NOTES

SUMMIT LEAGUE QUARTERFINALS - SDSU 87, OMAHA 79



Official Basketball Box Score - Final
Omaha at South Dakota State
 03/05/22 Denny Sanford PREMIER Center, Sioux Falls, SD
 2022 Summit League Men's Basketball Tournament

Game Time: 6:00 PM
 Game Duration: 1:58
 Attendance: 9,336

Officials: Bryan Anslinger, Mark Riggs, Micahel Swoboda

Omaha - 79

Record: 5-25

NO.	Name	Min	FG		3P		FT		Rebounds			Fouls		TP	AS	TO	ST	Blocks		+/-
			M-A	M-A	M-A	M-A	OR	DR	TOT	PF	FD	BS	BA							
23	Frankie Fidler	F 38:03	11-18	3-3	9-10	1	2	3	2	8	34	0	6	1	0	1	-16			
33	Akol Arop	F 30:30	5-9	0-1	0-1	3	4	7	2	2	10	1	2	0	0	0	0			
14	Dylan Brougham	C 21:30	3-5	0-0	2-2	2	2	4	2	2	8	2	0	2	0	1	-5			
22	Marco Smith	G 22:16	3-5	2-3	0-0	0	3	3	4	1	8	3	2	0	0	0	-5			
25	Felix Lemetti	G 36:22	5-11	3-7	0-0	0	3	3	4	1	13	5	4	0	0	0	-12			
0	Sam'i Roe	20:12	2-5	0-0	0-0	1	2	3	2	0	4	0	0	0	1	0	3			
2	Darius Hughes	14:15	1-2	0-0	0-0	1	1	2	5	0	2	0	1	0	0	0	-11			
3	Kyle Luedtke	12:37	0-2	0-1	0-0	0	2	2	3	1	0	1	0	1	0	0	-2			
21	Devin Evans	04:15	0-0	0-0	0-0	0	0	0	2	0	0	0	0	0	0	0	8			
Team									2	2	4			0						
Totals			30-57	8-15	11-13	10	21	31	26	15	79	12	15	4	1	2	-8			

Shooting By Period		
1 st	FG%	15-30 50.0%
	3PT%	6-9 66.7%
	FT%	6-8 75%
2 nd	FG%	15-27 55.6%
	3PT%	2-6 33.3%
	FT%	5-5 100%
GM	FG%	30-57 52.6%
	3PT%	8-15 53.3%
	FT%	11-13 84.6%

Dead Ball Rebounds: 0, 0

Technical Fouls::NONE

South Dakota State - 87

Record: 28-4

NO.	Name	Min	FG		3P		FT		Rebounds			Fouls		TP	AS	TO	ST	Blocks		+/-
			M-A	M-A	M-A	M-A	OR	DR	TOT	PF	FD	BS	BA							
35	Douglas Wilson	F 30:12	7-14	0-0	8-10	4	3	7	3	7	22	0	3	0	1	0	4			
2	Zeke Mayo	G 27:38	2-7	2-5	1-2	1	1	2	1	2	7	1	1	1	0	1	1			
3	Baylor Scheierman	G 33:24	6-12	4-6	4-6	1	2	3	3	5	20	5	0	2	0	0	3			
30	Charlie Easley	G 31:21	2-5	1-3	2-2	0	1	1	2	1	7	2	1	3	0	0	19			
34	Alex Arians	G 28:25	2-6	0-1	2-2	1	7	8	2	4	6	3	0	1	0	0	-1			
13	Luke Appel	13:24	3-5	0-0	3-4	2	0	2	2	3	9	1	2	0	0	0	4			
1	Matt Mims	19:58	2-3	1-2	2-2	0	1	1	1	1	7	0	0	0	0	0	1			
32	Matt Dentlinger	15:38	3-5	0-0	3-5	4	3	7	1	3	9	1	0	0	1	0	9			
Team									0	1	1			0						
Totals			27-57	8-17	25-33	13	19	32	15	26	87	13	7	7	2	1	8			

Shooting By Period		
1 st	FG%	17-33 51.5%
	3PT%	6-11 54.5%
	FT%	8-9 88.9%
2 nd	FG%	10-24 41.7%
	3PT%	2-6 33.3%
	FT%	17-24 70.8%
GM	FG%	27-57 47.4%
	3PT%	8-17 47.1%
	FT%	25-33 75.8%

Dead Ball Rebounds: 4, 0

Technical Fouls::NONE

	OMAHA	SDSU
Biggest lead	6 (1 st 8:12)	17 (2 nd 4:57)
Best Scoring Run	7 (1 st 8:39)	7 (1 st 16:59)
Lead Changes	11	
Times Tied	6	
Time with Lead	08:11	27:51

Points from	OMAHA	SDSU
Turnovers	9	21
Paint	38	38
Second Chance	11	20
Fast Breaks	0	6
Bench	6	25

	Period by Period Scoring		
	1st	2nd	TOT
OMAHA	42	37	79
SDSU	48	39	87



SUMMIT LEAGUE SEMIFINALS - SDSU 83, USD 60

Official Box Score
(5) South Dakota vs (1) South Dakota State
 Game Totals -- Final Statistics
 March 07, 2022 at Denny Sanford PREMIER Center - Sioux Falls, SD



(5) South Dakota 60

No.	Player	S	Pts	FG	3FG	FT	OR	DR	TR	PF	A	TO	Blk	Stl	Min	+/-
00	ANDERSON, BOOGIE	G	8	4-7	0-0	0-2	1	0	1	2	1	1	0	2	25	-18
05	PERROTT-HUNT, KRUZ	G	19	7-13	2-6	3-3	0	0	0	1	2	1	0	0	33	-24
11	ARCHAMBAULT, MASON	G	10	3-9	2-3	2-2	0	2	2	2	1	0	0	1	38	-25
12	GOODRICK, HUNTER	F	7	3-6	1-3	0-0	2	6	8	2	0	1	1	0	25	-21
34	KAMATEROS, TASOS	F	4	2-6	0-3	0-1	0	1	1	2	4	1	1	0	29	-19
03	FULLER, XAVIER	G	8	4-6	0-0	0-0	0	1	1	2	0	0	0	0	13	-5
15	KUTCHER, KEATON	G	2	1-3	0-2	0-1	0	0	0	0	0	0	0	0	7	-2
22	OLIVER, ERIK	G	0	0-5	0-3	0-0	1	2	3	0	1	1	0	0	11	2
24	KOSTER, KANON	G	2	1-1	0-0	0-0	0	0	0	0	0	0	0	0	2	4
25	HAYES, DAMANI	G	0	0-0	0-0	0-0	0	0	0	1	0	0	0	0	14	-11
32	ZIZIC, NIKOLA	F	0	0-0	0-0	0-0	0	0	0	0	0	0	0	0	2	4
	TEAM						1	2	3	0		1				
TOTALS			60	25-56	5-20	5-9	5	14	19	12	9	6	2	3	200	

Shooting By Period

Period	FG	FG%	3FG	3FG%	FT	FT%
1st Half	12-28	43%	3-10	30%	3-3	100%
2nd Half	13-28	46%	2-10	20%	2-6	33%
Game	25-56	44.6%	5-20	25.0%	5-9	55.6%

Deadball Rebounds: 3,1
 Last FG: 2nd-00:38
 Biggest Run: 5-0
 Largest lead: By 1 at 1st-19:08
 Technical Fouls: None.

(1) South Dakota State 83

No.	Player	S	Pts	FG	3FG	FT	OR	DR	TR	PF	A	TO	Blk	Stl	Min	+/-
02	MAYO, ZEKE	G	13	5-9	3-4	0-0	1	1	2	0	3	0	0	0	29	24
03	SCHEIERMAN, BAYLOR	G	18	6-9	2-4	4-4	0	5	5	4	3	2	0	0	28	27
30	EASLEY, CHARLIE	G	8	2-5	2-4	2-2	2	2	4	1	3	0	0	0	29	14
34	ARIANS, ALEX	G	4	2-3	0-1	0-0	0	1	1	4	1	2	0	0	14	0
35	WILSON, DOUGLAS	F	21	8-11	0-0	5-9	0	8	8	1	1	4	0	1	24	13
00	GENTRY, JAYLON	G	0	0-1	0-1	0-0	0	0	0	0	0	0	0	1	2	-4
01	MIMS, MATT	G	5	2-4	1-3	0-0	0	1	1	3	2	0	0	1	22	18
10	WINGETT, DAVID	G	0	0-1	0-1	0-0	0	0	0	0	0	0	0	0	2	-4
13	APPEL, LUKE	F	8	4-4	0-0	0-0	0	8	8	2	0	0	0	0	29	20
15	FREIDEL, NOAH	G	0	0-1	0-1	0-0	0	0	0	0	0	0	0	0	2	-4
22	FIEGEN, AARON	F	0	0-0	0-0	0-0	1	0	1	0	0	0	0	0	2	-4
32	DENTLINGER, MATT	F	6	2-4	0-0	2-2	0	1	1	0	1	0	1	1	20	15
	TEAM						3	0	3	0		0				
TOTALS			83	31-52	8-19	13-17	7	27	34	15	14	8	1	4	200	

Shooting By Period

Period	FG	FG%	3FG	3FG%	FT	FT%
1st Half	20-29	69%	5-8	63%	10-11	91%
2nd Half	11-23	48%	3-11	27%	3-6	50%
Game	31-52	59.6%	8-19	42.1%	13-17	76.5%

Deadball Rebounds: 3,0
 Last FG: 2nd-02:13
 Biggest Run: 8-0
 Largest lead: By 27 at 2nd-02:13
 Technical Fouls: None.

Game Notes:

Officials: Rob Kueneman, Brooks Wells, Mark Riggs
 Attendance: 10418

Start Time: 07:06 PM ET
 End Time: 08:44 PM ET
 Game Duration: 1:37
 Neutral Court;
 South Dakota State is the No. 1 seed and South Dakota is the No. 5 seed

Score	1st	2nd	TOT
USD	30	30	60
SDS	55	28	83

USD led for 0:26. SDS led for 39:15.
 Game was tied for 0:19.
 Times tied: 0 Lead Changes: 2

Points	USD	SDS
In the Paint	38	38
Off Turns	11	13
2nd Chance	5	7
Fast Break	5	9
Bench	12	19
Per Poss	1.017 28/59	1.361 37/61



2021-22 JACKRABBIT BASKETBALL GAME NOTES

SOUTH DAKOTA STATE POINTS-REBOUNDS-ASSISTS

Opponent	Gentry	Mims	Mayo	Scheierman	Wingett	Appel	Freidel	Fiegen	Easley	Dentlinger	Arians	Wilson
Bradley	DNP	0-1-0	8-3-3	10-14-2	3-0-1	0-1-1	16-2-0	DNP	0-3-0	13-6-0	11-7-2	20-10-3
Alabama	0-0-0	0-1-0	12-3-1	10-18-6	6-3-0	6-5-6	23-1-0	0-0-0	5-4-0	2-0-0	12-2-2	12-1-0
Stephen F. Austin	DNP	3-0-0	4-4-2	14-10-5	0-0-1	6-1-0	25-2-2	DNP	8-1-2	10-1-0	8-8-5	5-4-1
Montana State	0-1-0	0-0-0	2-2-0	18-7-3	0-1-0	11-2-0	18-4-0	0-0-0	13-3-2	2-2-0	12-4-4	15-2-4
Presentation	5-0-0	9-2-1	10-7-2	9-7-6	4-5-5	4-2-0	14-2-5	2-1-0	5-2-1	12-4-2	11-2-4	14-4-0
Nevada	3-0-0	6-2-1	10-6-2	18-10-5	3-1-1	0-4-3	21-4-2	0-0-1	10-7-1	7-3-1	0-1-6	24-2-2
Washington	DNP	0-0-0	0-0-0	14-4-4	DNP	8-2-0	20-5-1	DNP	7-3-1	2-1-1	7-4-2	18-12-0
George Mason	DNP	0-0-0	2-2-4	21-3-3	DNP	11-1-3	25-3-1	DNP	3-3-1	0-4-0	4-2-2	14-6-1
Prairie View A&M	DNP	3-1-1	14-1-4	13-8-3	0-0-0	5-2-2	21-1-2	DNP	12-1-0	4-3-1	12-4-6	15-8-2
Minnesota Morris	9-2-1	11-4-5	14-5-4	8-7-5	18-10-1	6-5-1	DNP	4-1-0	11-1-4	11-3-0	10-2-4	10-9-2
Idaho	DNP	0-0-0	2-1-2	22-14-4	DNP	13-1-0	15-6-1	DNP	11-1-1	4-1-0	2-0-0	15-4-1
Washington State	DNP	DNP	17-7-3	11-8-3	DNP	6-5-2	23-3-0	DNP	8-3-2	8-3-1	0-0-1	4-2-1
Missouri State	DNP	0-2-0	8-2-1	5-4-1	DNP	17-6-1	7-3-1	DNP	0-4-1	2-2-2	6-5-1	18-6-1
Kansas City	3-0-0	3-3-1	12-0-0	10-11-6	0-0-0	13-6-1	6-3-3	2-1-0	10-2-1	5-2-1	9-2-0	16-6-0
Oral Roberts	DNP	0-1-0	13-0-2	20-6-2	DNP	7-3-2	DNP	DNP	7-6-1	9-3-0	5-8-4	21-4-3
NDSU	DNP	13-1-0	11-6-4	22-7-5	DNP	20-0-0	DNP	DNP	3-1-0	0-2-0	7-4-1	14-5-1
South Dakota	DNP	3-1-1	21-5-1	19-7-6	2-0-0	13-5-2	DNP	DNP	2-4-1	9-1-0	5-6-0	10-3-0
Omaha	DNP	9-3-0	11-3-9	26-11-6	DNP	2-3-2	DNP	DNP	13-5-3	25-7-1	9-3-3	DNP
Denver	DNP	10-1-0	8-3-2	11-11-2	DNP	12-7-4	DNP	DNP	3-4-1	6-2-2	19-4-1	11-6-1
St. Thomas	DNP	10-2-0	15-1-2	15-11-8	DNP	6-3-1	DNP	DNP	8-2-0	4-0-0	20-8-3	14-4-3
Western Illinois	0-0-0	5-2-3	15-5-6	17-3-3	2-0-0	13-2-3	DNP	0-0-0	7-2-2	6-9-2	13-5-1	15-5-2
North Dakota	0-0-0	11-1-0	11-6-0	13-6-5	5-1-2	13-5-2	DNP	4-2-1	6-5-1	6-4-1	4-3-5	23-6-0
NDSU	DNP	4-1-0	2-3-1	23-8-2	DNP	14-8-0	DNP	DNP	7-4-4	4-3-1	8-5-3	18-5-1
North Dakota	DNP	0-0-0	12-4-1	24-8-5	DNP	2-3-1	DNP	DNP	13-8-0	3-5-0	7-3-0	9-4-1
South Dakota	DNP	6-1-0	8-3-0	15-10-4	DNP	13-5-1	DNP	DNP	9-2-1	2-1-0	11-2-0	25-4-3
Denver	0-0-2	15-3-2	9-2-2	11-5-9	0-0-0	2-5-2	6-0-0	0-0-0	8-2-1	4-2-1	11-6-2	18-2-2
Omaha	0-0-0	0-2-0	21-1-2	9-8-6	3-1-0	12-3-1	0-2-0	2-1-0	7-3-1	2-3-1	7-1-3	19-7-3
Western Illinois	3-0-0	5-1-2	5-0-1	19-8-8	0-2-0	5-0-1	2-1-1	2-2-0	19-7-1	5-1-3	5-1-1	21-6-2
St. Thomas	DNP	8-1-3	4-1-2	23-11-7	DNP	4-4-1	DNP	DNP	12-4-1	10-2-0	2-6-0	16-8-2
Oral Roberts	DNP	2-2-0	0-4-1	26-5-7	DNP	41-10-0	DNP	DNP	2-3-2	0-1-0	6-4-0	29-4-2
Kansas City	DNP	3-0-1	12-1-2	25-3-2	DNP	8-4-1	DNP	DNP	14-3-1	0-3-0	7-5-0	17-7-1
Omaha	DNP	7-1-0	7-2-1	20-3-5	DNP	9-2-1	DNP	DNP	7-1-2	9-7-1	6-8-3	22-7-0
South Dakota	0-0-0	5-1-2	13-2-3	18-5-3	0-0-0	8-8-0	0-0-0	0-1-0	8-4-3	6-1-1	4-1-1	21-8-1

SOUTH DAKOTA STATE SPECIALTY STATS

Opponent	Points in the Paint	Points off Turnovers	2ndCh Points	Fast Break Points	Bench Points	Largest Lead	Time Led	Time Tied	Tie Scores	Lead Changes	Result
Bradley	22	26	12	12	27	24	39:47	0:13	0	0	W, 81-65
Alabama	42	13	6	12	52	4	5:25	1:32	4	6	L, 88-104
Stephen F. Austin	34	16	11	12	21	15	35:20	3:22	5	4	W, 83-71
Montana State	48	21	12	7	31	26	39:02	0:58	0	0	W, 91-74
Presentation	28	23	15	15	48	42	39:15	0:15	0	0	W, 99-62
Nevada	34	19	5	10	32	28	38:55	0:48	1	2	W, 102-75
Washington	40	13	15	6	15	-	0:00	0:48	1	0	L, 76-87
George Mason	32	4	3	4	16	11	26:21	2:30	5	2	W, 80-76
Prairie View A&M	32	18	21	21	34	23	39:42	0:18	0	0	W, 99-90
Minnesota Morris	54	28	10	33	62	65	39:10	0:50	0	0	W, 112-47
Idaho	38	6	12	7	26	4	5:20	2:20	7	9	L, 84-98
Washington State	30	17	9	14	31	10	23:45	4:04	8	8	W, 77-74
Missouri State	30	17	10	3	25	3	0:54	3:41	3	3	L, 63-75
Kansas City	40	13	6	15	43	37	37:32	2:15	0	0	W, 89-57
Oral Roberts	38	18	5	13	16	13	34:18	2:24	3	6	W, 82-76
NDSU	52	11	13	5	33	20	29:13	1:18	2	5	W, 90-86
South Dakota	34	15	6	13	27	26	39:46	0:14	0	0	W, 84-65
Omaha	34	13	8	0	34	17	34:46	1:09	3	4	W, 95-86
Denver	30	15	5	7	28	26	39:24	0:23	0	0	W, 80-62
St. Thomas	36	8	0	14	20	15	11:01	4:59	9	5	W, 92-77
Western Illinois	36	12	9	12	26	25	27:31	2:52	2	1	W, 93-75
North Dakota	48	22	11	10	39	40	39:42	0:18	0	0	W, 96-61
NDSU	52	10	11	7	22	9	16:53	6:22	7	10	W, 80-76
North Dakota	34	11	13	7	5	11	36:12	3:48	3	0	W, 70-64
South Dakota	46	11	2	3	21	19	35:17	4:04	4	4	W, 89-79
Denver	32	16	8	7	27	28	24:43	5:31	8	13	W, 84-61
Omaha	40	18	11	9	19	29	36:01	2:04	2	2	W, 82-61
Western Illinois	44	27	5	5	22	33	35:16	2:39	2	2	W, 91-66
St. Thomas	38	9	2	3	22	27	28:34	1:16	1	1	W, 79-60
Oral Roberts	68	17	8	7	43	7	8:28	5:11	7	5	W, 106-102 (ot)
Kansas City	32	20	13	6	11	15	32:46	1:12	2	4	W, 86-75
Omaha	38	9	11	0	6	17	27:51	3:58	6	11	W, 87-79
South Dakota	38	13	7	9	19	27	39:15	0:17	0	2	W, 83-60



SOUTH DAKOTA STATE TV/PHOTO ROSTER



0 Jaylon Gentry
G • 5-9 • 175 • Jr.
Brown Deer, Wisc.



1 Matt Mims
G • 6-0 • 175 • So.
Cedar Rapids, Iowa



2 Zeke Mayo
G • 6-3 • 179 • So.
Lawrence, Kan.



3 Baylor Scheierman
G • 6-6 • 205 • So.
Aurora, Neb.



10 David Wingett
G/F • 6-7 • 210 • So.
Winnebago, Neb.



13 Luke Appel
F • 6-8 • 240 • Jr.
Marshalltown, Iowa



15 Noah Freidel
G • 6-4 • 200 • So.
Tea, S.D.



22 Aaron Fiegen
F • 6-7 • 200 • So.
Madison, S.D.



30 Charlie Easley
G • 6-2 • 190 • So.
Lincoln, Neb.



32 Matt Dentlinger
F • 6-8 • 240 • Jr.
Arcadia, Iowa




33 Broden Lien
F • 6-8 • 235 • Fr..
Flom, Minn.



34 Alex Arians
G • 6-4 • 200 • Jr.
Madison, Wisc.



35 Douglas Wilson
F • 6-7 • 220 • Sr.
Des Moines, Iowa




Eric Henderson
Head Coach
3rd as HC • 6th Overall



Rob Klinkufus
Associate Head Coach
16th Season



Bryan Petersen
Assistant Coach
3rd Season



Kyle Marshall
Assistant Coach
1st Season



Tyler Glidden
Director of Operations
6th Season



Reed Tellinghuisen
Video Coordinator
4th Season



Billy Brown
Graduate Assistant
2nd Season