



JACKRABBIT BASEBALL

South Dakota State University Athletics

Jackrabbit Athletic Communications • 2820 HPER Center • Brookings, SD 57007-1497
Baseball Contact/Assistant AD Athletic Communications: Jason Hove •
E-mail: Jason.Hove@sdstate.edu • **Office Phone:** (605) 688-4623 • **Mobile:** (605) 695-1827
Twitter: @GoJacksBaseball • **Website:** www.GoJacks.com

PROBABLE STARTING LINEUP

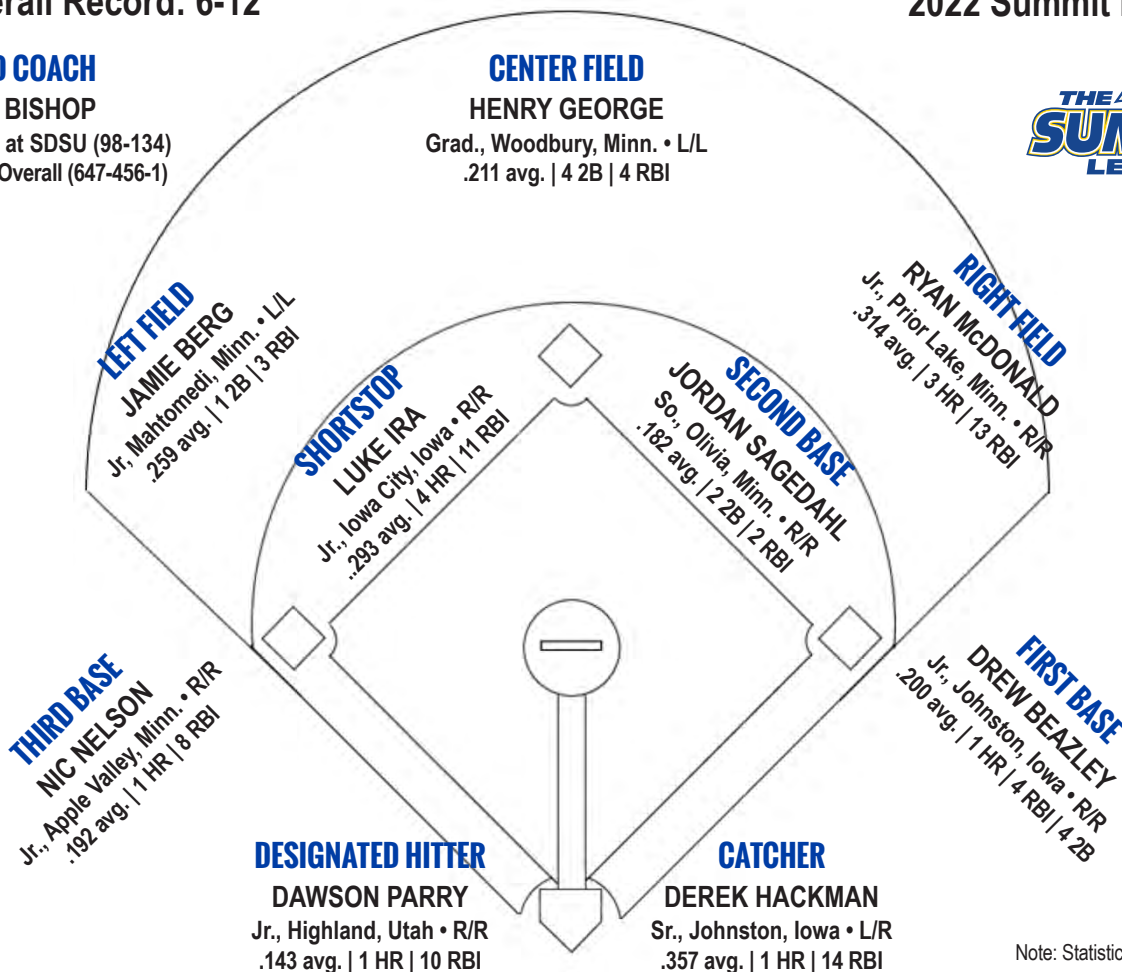
2022 Overall Record: 6-12

2022 Summit Record: 0-0

HEAD COACH

ROB BISHOP

Sixth Season at SDSU (98-134)
 22nd Season Overall (647-456-1)



Note: Statistics from 2022 season


PROBABLE STARTING PITCHERS AT ORAL ROBERTS

GAME 1

Friday, March 25 • 6 p.m.

NIC McCAY

R-So. • RHP • Carlisle, Iowa



- 0-2 record
- 6.26 ERA in five starts
- 21 K, 11 BB in 23.0 IP


Last Start:
 5 IP, 4 H, 2 R, 2 ER, 5 K,
 4 BB (no-decision 3/18 at
 Northwestern State)

GAME 2

Saturday, March 26 • 2 p.m.

CODY CARLSON

Grad. • LHP • Rapid City, S.D.



- 3-2 record
- 3.96 ERA in five starts
- 10 K, 9 BB in 25.0 IP
- .226 opponent batting avg.

Last Start:
 4+ IP, 5 H, 1 R, 1 ER, 3 K,
 2 BB (win 3/19 at North-
 western State — Game 1)

GAME 3

Sunday, March 27 • 1 p.m.

OWEN BISHOP

So. • RHP • Arlington, Wash.



- 1-2 record
- 3.24 ERA in three starts
- 17 K's, 5 BB in 16.2 IP
- .169 opponent batting avg.

Last Start:
 6 IP, 3 H, 2 R, 1 ER, 7 K,
 2 BB (win 3/17 at
 Northwestern State)

2022 SCHEDULE

FEBRUARY

18	vs. Purdue [at Sugar Land, Texas]	L, 4-5
19	vs. Purdue [DH-at Sugar Land, Texas]	L, 1-11/L, 3-14
20	vs. Purdue [at Sugar Land, Texas]	L, 7-10
24	at Incarnate Word	L, 7-10
25	at Incarnate Word [DH]	W, 6-4/L, 0-1

MARCH

2	at Minnesota [at U.S. Bank Stadium]	W, 7-5
4	at Central Arkansas	L, 3-5
5	at Central Arkansas [DH]	L, 0-5/W, 9-1
6	at Central Arkansas	canceled
9	at Creighton	canceled
11	at Wichita State	L, 2-5
12	at Wichita State	W, 4-2
13	at Wichita State	L, 7-19
17	at Northwestern State (La.)	W, 16-2
18	at Northwestern State (La.)	L, 2-6
19	at Northwestern State (La.) [DH]	W, 4-2/L, 9-13
23	at Nebraska	canceled
25	*at Oral Roberts	6 p.m.
26	*at Oral Roberts	2 p.m.
27	*at Oral Roberts	1 p.m.
30	at Creighton	6:30 p.m.

APRIL

1	*at St. Thomas	3 p.m.
2	*at St. Thomas	1 p.m.
3	*at St. Thomas	1 p.m.
5	DAKOTA WESLEYAN	3 p.m.
8	*WESTERN ILLINOIS	3 p.m.
9	*WESTERN ILLINOIS	1 p.m.
10	*WESTERN ILLINOIS	1 p.m.
12	NORTHWESTERN (Iowa)	3 p.m.
15	*at Northern Colorado	2 p.m. MT
16	*at Northern Colorado	noon MT
17	*at Northern Colorado	noon MT
20	BRIAR CLIFF	6 p.m.
26	at Minnesota [at Siebert Field]	6 p.m.
29	*NORTH DAKOTA STATE	3 p.m.
30	*NORTH DAKOTA STATE	1 p.m.

MAY

1	*NORTH DAKOTA STATE	1 p.m.
6	*at Omaha	6 p.m.
7	*at Omaha	6 p.m.
8	*at Omaha	1 p.m.
13	*ST. THOMAS	3 p.m.
14	*ST. THOMAS	1 p.m.
15	*ST. THOMAS	1 p.m.
19	*ORAL ROBERTS	3 p.m.
20	*ORAL ROBERTS	1 p.m.
21	*ORAL ROBERTS	1 p.m.
25-28	at Summit League Baseball Championship (Tulsa, Okla. – if qualified)	

*Summit League game

Home games in CAPS

DH denotes doubleheader

All start times Central Time unless noted otherwise

Jackrabbits open Summit slate at Oral Roberts

Athletic Communications Contact: Jason Hove

March 24, 2022

BROOKINGS, S.D. — The South Dakota State University baseball team opens Summit League play with a three-game weekend series at defending regular season champion Oral Roberts.

Friday's series opener is set for a 6 p.m. first pitch at J.L. Johnson Stadium in Tulsa, Oklahoma. Saturday's contest is scheduled for 2 p.m., with the series finale on Sunday slated for 1 p.m.

The Jackrabbits enter the weekend with a 6-12 overall record after splitting a four-game series last weekend at Northwestern State (La.). SDSU scored a season-high 16 runs in winning the series opener, 16-2, on March 17 before dropping two of the final three games.

ORU comes into Friday's opener with a 12-9 overall record. However, the Golden Eagles will be in search of ending a four-game home losing streak as they were swept by Dallas Baptist last weekend before falling to ninth-ranked Oklahoma State, 9-4, on Wednesday.

This weekend's series will be the first between the two programs this season. The Jackrabbits and Golden Eagles are scheduled to close out the regular season with a three-game series May 19-21 at Erv Huether Field in Brookings.

THE SERIES: Friday's series opener will mark the 83rd meeting on the baseball diamond between SDSU and Oral Roberts. In the series that dates back to 1971, the Golden Eagles hold a 63-19 lead.

The two programs met 10 times during the 2021 season, with ORU winning eight of the matchups. The Golden Eagles swept a four-game Summit League series April 30-May 2 in Tulsa. ORU claimed both games of a May 20 doubleheader in Brookings before the Jackrabbits won the final two games of the series May 21-22 to secure the fourth and final spot in the Summit League Baseball Championship.

SDSU and ORU then met twice the next week at the conference tournament, with the Golden Eagles posting a pair of wins. The Golden Eagles won the tournament opener, 7-1, on May 27 behind a complete game from Matt Gaskins. ORU eliminated the Jackrabbits from the tournament the next night with a 5-3, 11-inning victory.

SHORT HOPS: Following are some quick Jackrabbit notes entering Summit League play:

- South Dakota State won a series opener for the first time this season with its 16-2 victory at Northwestern State on March 17. The 16 runs were the most by the Jackrabbits in a game since scoring 18 against Western Illinois on May 6, 2017.

- The Jackrabbits have played all 18 of their games so far this season away from home and in five different states. SDSU also had two games scheduled to be played in Nebraska canceled.

- Luke Ira has extended his streak of consecutive games started to 87, which dates back to late in the 2019 season. Ira has made 66 straight starts and a total of 68 starts at shortstop during his current streak, while also starting 17 games at second base and two at third base.

- Ira had a season-best seven-game hitting streak end in the series opener at Northwestern State.

- Ryan McDonald hit the Jackrabbits' second grand slam of the season in the March 17 win over Northwestern State. Dawson Parry hit the team's first grand slam in the first game of a doubleheader Feb. 25 at Incarnate Word.

- SDSU set a Division I-era (since 2005) record with eight batters hit by pitches by Northwestern State in the March 17 series opener (previous record: six).

- Reece Anderson stole a pair of bases in the March 18 game at Northwestern State, to take over the team lead with five.

- Owen Bishop excelled in a couple different roles in the series at Northwestern State. He struck out seven and limited the Demons to two runs over six innings in winning the opener on March 17. Bishop also went 4-for-7 (.529 average) at the plate in the March 19 doubleheader with a pair of doubles and four runs batted in while playing first base.

PRESEASON POLL: South Dakota State has been picked to finish fourth in the 2022 Summit League baseball race, according to a poll conducted among the league's seven coaches that was announced in February.

2021 SERIES SCORES

April 30-May 2 at Tulsa, Oklahoma

Apr. 30	Oral Roberts 14, South Dakota State 4
May 1	Oral Roberts 6, South Dakota State 2
May 1	Oral Roberts 1, South Dakota State 0
May 2	Oral Roberts 9, South Dakota State 0

May 20-22 at Brookings, South Dakota

May 20	Oral Roberts 11, South Dakota State 8
May 20	Oral Roberts 4, South Dakota State 3
May 21	South Dakota State 4, Oral Roberts 3
May 22	South Dakota State 7, Oral Roberts 4

May 27-28 at Summit League Baseball Championship (Omaha, Neb.)

May 27	Oral Roberts 7, South Dakota State 1
May 28	Oral Roberts 5, South Dakota State 3 (11 inn.)

THE SUMMIT LEAGUE

2022 PRESEASON POLL

1. Oral Roberts (6)	36
2. North Dakota State (1)	31
3. Omaha	24
4. South Dakota State	23
5. Northern Colorado	13
6. Western Illinois	12
7. St. Thomas	8

Notes: First-place votes in parentheses; Northern Colorado and St. Thomas (Minn.) are new members of The Summit League for baseball in 2022

2022 STANDINGS

SCHOOL	OVERALL	CONF.
Northern Colorado	6-14	3-0
North Dakota State	12-8	0-0
Oral Roberts	12-9	0-0
Omaha	7-12	0-0
South Dakota State	6-12	0-0
St. Thomas	3-12	0-0
Western Illinois	2-16	0-3

Thru games played March 23, 2022



MISCELLANEOUS STATS

MULTI-HIT GAMES

Luke Ira	7
Derek Hackman	5
Ryan McDonald	5
Henry George	4
Nic Nelson	4
Three players	2

LONGEST ACTIVE HITTING STREAKS

Ryan McDonald	6
Jamie Berg	4
Jordan Sagedahl	3
Owen Bishop	2

MULTI-RBI GAMES

Derek Hackman	4
Ryan McDonald	3
Luke Ira	2
Nic Nelson	2
Five players	1

ACTIVE REACHED BASE STREAKS

Thatcher Kozal	8
Ryan McDonald	7
Drew Beazley	6
Derek Hackman	6
Jamie Berg	4

Defending regular season champion Oral Roberts grabbed the top spot in the poll with six first-place votes and 36 points, followed by 2021 tournament champion North Dakota State with 31 points and one first-place vote.

Omaha edged the Jackrabbits for third place by one point, 24-23, while new affiliate member Northern Colorado placed fifth with 13 points. Western Illinois (12 points) and Summit League newcomer St. Thomas (8 points) rounded out the poll.

The top four teams will advance to the Summit League Baseball Championship May 25-28 in Tulsa, Oklahoma. SDSU has qualified for the league tournament in 11 of 12 seasons it has been eligible for postseason play.

In addition, infielder Luke Ira was named as a Summit League Player to Watch and redshirt sophomore right-hander Nic McCay was tabbed as a Summit League Pitcher to Watch.

A junior from Iowa City, Iowa, Ira took over starting duties at shortstop last season and led the team with 48 hits and 11 doubles while starting all 47 games. Ira contributed three home runs and also ranked second on the squad with a .268 batting average and 23 RBIs.

McCay makes a return to the Jackrabbits' starting rotation after sitting out the past two seasons due to injury. A native of Carlisle, Iowa, McCay was a Freshman All-America selection by *Collegiate Baseball* in 2019 after compiling a 6-1 record with a 4.08 earned run average in 14 starts. He struck out 83 batters in 79 1/3 innings that season.

SUMMIT LEAGUE SUCCESS: South Dakota State has been a consistent winner in The Summit League since it became a league member more than a decade ago. In 13 seasons as a member of The Summit League, the Jackrabbits have compiled a 189-156 (.548 winning percentage) in regular season conference games. SDSU has posted a .500 or better record in league play nine times and has qualified for the four-team postseason tournament 11 out of the 12 years it has been eligible.

The Jackrabbits shared a Summit League regular season title in 2010 and won the Summit postseason tournament in 2013.

MCDONALD HONORED: South Dakota State's Ryan McDonald was honored as Summit League Baseball Player of the Week March 14 after an impressive showing at the plate during a weekend series at Wichita State.

A junior outfielder/catcher from Prior Lake, Minnesota, McDonald posted a pair of three-hit games in starting each of the last games of the series. He doubled twice in SDSU's 4-2 victory on March 12, including hitting the go-ahead two-run double in the seventh inning.

In their March 13 meeting, McDonald collected another double and connected on his first home run of the season as part of another three-hit effort.

For the week, he batted .600 (6-for-10) and tallied a 1.200 slugging percentage with his home run and three doubles. McDonald also drove in four runs, scored three times and stole a base.

McDonald continued his hot hitting during a four-game series at Northwestern State March 17-19. He hit safely in all four games to extend his hitting streak to six games, a span in which he has five multi-hit games and is batting 14-for-24 (.583 batting average) with three doubles, a triple, three home runs and 13 runs batted in.

HACKMAN LEADS OFFENSE EARLY ON: South Dakota State catcher Derek Hackman has been the most consistent offensive performer for the Jackrabbits leading up to the start of league play in 2022.

A senior from Johnston, Iowa, Hackman has reached base safely in 17 of 18 games and leads the squad with a .500 on-base percentage, 14 runs batted in and five doubles. He also shares the team lead with a .357 batting average (20-for-56) after recording his fifth multi-hit game of the season March 18 at Northwestern State.

Hackman tied a single-game career high with four runs batted in against Incarnate Word in the Feb. 24 series opener.

In 2021, Hackman was a second-team all-Summit League selection after posting team highs with a .319 batting average, eight home runs and 31 runs scored.

BOURASSA CONTINUES RECORD PACE: Junior right-hander Ryan Bourassa picked up where he left off in the strikeout department as he made his 2022 season debut in the series finale against Purdue on Feb. 20.

COACH BISHOP

AT HURON UNIVERSITY

- 38-18 record in one season (2000)

AT MILES CITY COMMUNITY COLLEGE

- 377-151 in 10 seasons (2001-10)

AT MONTANA STATE-BILLINGS

- 134-153-1 in six seasons (2011-16)

AT SOUTH DAKOTA STATE

- 98-134 in six seasons (2017-present)
- * 26-24 in 2017
- * 18-32 in 2018
- * 28-22 in 2019
- * 5-12 in 2020
- * 15-32 in 2021
- * 6-12 in 2022

CAREER TOTALS

- 647-456-1 in 22 seasons (2000-present)

2022 TEAM GAME HIGHS

TEAM – BATTING

AT-BATS: 40, at Wichita State, 3-13-22
RUNS SCORED: 16, at Northwestern State, 3-17-22
HITS: 14, at Incarnate Word, 2-24-22
RUNS BATTED IN: 15, at Northwestern State, 3-17-22
DOUBLES: 5, at Wichita State, 3-12-22
TRIPLES: 1, at Northwestern State, 3-17-22
HOME RUNS: 2, four times (last: at Wichita State, 3-13-22)
TOTAL BASES: 22, at Wichita State, 3-13-22
BASES ON BALLS: 10, vs. Purdue, 2-20-22
STRIKEOUTS: 16, at Central Arkansas, 3-4-22
STOLEN BASES: 3, at Central Arkansas, 3-5-22 [Game 2]
SACRIFICE BUNTS: 1, four times (last: at Northwestern State, 3-19-22 [Game 1])
SACRIFICE FLIES: 2, at Northwestern State, 3-17-22
HIT BY PITCH: 8, at Northwestern State, 3-17-22
RUNNERS LEFT ON BASE: 14, vs. Purdue, 2-20-22
HIT INTO DOUBLE PLAY: 2, three times (last: at Incarnate Word, 2-25-22 [Game 1])

TEAM – FIELDING

PUTOUTS: 27, five times (last: at Northwestern State, 3-17-22)
ASSISTS: 15, at Wichita State, 3-12-22
ERRORS: 6, vs. Purdue, 2-19-22 [Game 1]
DOUBLE PLAYS: 2, three times (last: at Central Arkansas, 3-5-22 [Game 1])

TEAM – PITCHING

MOST RUNS ALLOWED: 19, at Wichita State, 3-13-22
FEWEST RUNS ALLOWED: 1, at Central Arkansas, 3-5-22 [Game 2]
MOST WALKS ALLOWED: 10, at Wichita State, 3-13-22
STRIKEOUTS: 12, vs. Purdue, 2-20-22
MOST HITS ALLOWED: 14, at Incarnate Word, 2-24-22, and at Wichita State, 3-13-22
HOME RUNS ALLOWED: 3, at Wichita State, 3-13-22
WILD PITCHES: 5, at Minnesota, 3-2-22
HIT BATTERS: 4, vs. Purdue, 2-19-22 [Game 1]

In four innings of relief, Bourassa struck out seven and allowed only one run in keeping the Jackrabbits in the game. He followed that with a four-inning save in the first game of a Feb. 25 doubleheader at Incarnate Word in which he tallied for more strikeouts.

Thus far during the 2022 season, Bourassa has tallied 20 strikeouts in 16 1/3 innings over five appearances. Each of his appearances has covered at least two innings.

A native of West Fargo, North Dakota, Bourassa began the 2021 campaign in the starting rotation, but made a seamless transition to the bullpen midway through the year and responded by striking out 65 batters in only 42 1/3 innings to set an SDSU single-season record with an average of 13.82 K's per nine innings pitched.

BARNETT, TOO: Senior left-hander Bret Barnett also has displayed big-time strikeout ability during his Jackrabbit career, recording an average of well over a strikeout an inning. After striking out 19 batters and walking only three in a combined eight innings of relief over six appearances so far this season, the native of Indianola, Iowa, has notched 120 strikeouts in 92 1/3 career innings for a ratio of 11.70 strikeouts per nine innings that currently ranks as the highest in program history. He struck out six batters over three innings in the first game of a March 19 doubleheader at Northwestern State, notching his first three K's of the outing in succession after entering the game in the bottom of the fifth inning with the bases loaded and nobody out.

Barnett closed out the Jackrabbits' 4-2 victory in his March 19 appearance. The save was the 14th of his career, moving him into a tie with Gary Olechoski (14 saves from 2003-06) for third place on the SDSU career charts.

Barnett is currently replicating the dominance he displayed during an all-league 2019 season in which he posted a 5-1 record and seven saves, while turning in a 1.31 ERA over 20 relief appearances. Last season, Barnett tallied a pair of saves and struck out 36 batters in 24 1/3 innings en route to a 1-2 mark.

EARLY OUTBURSTS: Twice during the month of March, South Dakota State has put five runs on the board in the first inning of a game.

The first occurrence came in a March 2 game at Minnesota and was highlighted by a three-run home run from Drew Beazley.

The Jackrabbits duplicated the feat in the second game of a March 5 doubleheader at Central Arkansas. Two-run doubles by Derek Hackman and Jordan Sagedahl were followed by an RBI double from Reece Anderson.

Those two five-run outbursts match the most runs scored by the Jackrabbits in the initial inning of a game under head coach Rob Bishop (since 2017). SDSU has scored five times in the first inning on five occasions, including in a May 20, 2021 game versus Oral Roberts.

COACH BISHOP: Rob Bishop, who has guided college baseball teams to more than 600 victories, was named head baseball coach at South Dakota State University on Aug. 1, 2016. Bishop is the ninth head coach in program history and the fourth in the Division I era of Jackrabbit baseball.

Through five-plus seasons with the Jackrabbits, Bishop holds a 98-134 record at SDSU, including a 60-54 mark in Summit League regular season games.

In his first season, Bishop's 2017 squad returned to the winning side of the ledger with a 26-24 overall mark, including an 18-12 record for a third-place finish in The Summit League standings. SDSU won its opening-round game in the Summit League Baseball Championship, 6-5, over second-seeded North Dakota State.

In 2018, SDSU overcame a slow start to post a winning record in Summit League play at 14-13 and went on to reach the title game of the Summit League Baseball Championship. The Jackrabbits finished with an 18-32 overall record during a campaign in which they played only six home games.

SDSU bounced back in 2019, posting a 28-22 overall record that included a second-place mark of 19-10 in Summit League play. The Jackrabbits won or split nine of the 10 league series in regular season play en route to making an appearance in the four-team Summit League Baseball Championship for the 10th time in 11 years.

The 2020 season was canceled just before the start of Summit League play, with SDSU posting a 5-12 record in the first month of the season. The Jackrabbits recorded wins at Minnesota, Air Force and Kansas State the final week of the pandemic-shortened campaign.

QUICK FACTS

NAME OF SCHOOL: South Dakota State University
CITY/ZIP: Brookings, SD 57007
ENROLLMENT: 12,465 (fall 2021)
COLORS: Yellow and Blue
HOME STADIUM: Erv Huether Field (600 capacity)
PRESIDENT: Dr. Barry H. Dunn
ATHLETIC DIRECTOR: Justin Sell
2021 OVERALL RECORD: 15-32
2021 SUMMIT LEAGUE RECORD: 9-19 (fourth place)
HOME RECORD: 6-6
AWAY/NEUTRAL RECORD: 8-22/1-4
POSITION STARTERS RETURNING/LOST: 8/1
ALL-TIME RECORD: 1,369-1,137-5
FIRST YEAR OF BASEBALL: 1947
NCAA DIVISION I POSTSEASON APPEARANCES: One/2013
NCAA DIVISION II POSTSEASON APPEARANCES: Nine (last in 1995)

When play resumed in the spring of 2021, the Jackrabbits posted a 15-32 overall record and suffered their first losing season in league play since 2016, but managed to earn the fourth and final spot in the Summit League Baseball Championship. In the conference tournament, the Jacks staved off elimination with a shutout victory over host Omaha before falling in 11 innings to regular season champion Oral Roberts.

Overall, Bishop holds a 647-456-1 record (.587 winning percentage) as a collegiate head coach. He earned his 600th career victory in the Jackrabbits' 8-6 victory at UA Little Rock on March 10, 2019.

Individually, Jackrabbit players have been honored as all-Summit League performers 20 times during Bishop's tenure, including eight all-league selections in 2019. Utility player Nick Smith was honored for the third consecutive season, while shortstop Gus Steiger and starting pitcher Tyler Olmstead were repeat selections in 2019.

In addition, Bishop has mentored a handful of Jackrabbit players who have pursued professional careers. Catcher Luke Ringhofer was selected in the 22nd round of the 2017 Major League Baseball Draft by the Baltimore Orioles and relief pitcher Chris Halbur was offered a free agent contract by the Los Angeles Dodgers after Bishop's first season in Brookings. Shortstop Gus Steiger signed with the Cincinnati Reds following an abbreviated 2020 MLB Draft. In 2019, left-handed pitcher Brady Stover was a 31st-round pick of the Washington Nationals, but opted to return to the Jackrabbits for his senior season.

Prior to becoming head coach at SDSU, Bishop spent six years at NCAA Division II member Montana State University-Billings, where he led the Yellowjackets to back-to-back Great Northwest Athletic Conference regular season titles in 2015 and 2016, attaining the program's first-ever 30-win season with a 30-20 record in 2016.

Previously, Bishop spent 10 years at Miles City Community College in Montana, where his teams won MonDak conference championships every year. His squads also claimed five consecutive junior college region titles and a Northwest District championship in 2007 to advance to the NJCAA Division II College World Series. Bishop's teams won at least 30 games in all 10 seasons, including four with 40 wins. He ended his tenure at Miles City with a 377-151 overall record.

He also served as athletic director the last five years of his tenure at Miles City.

Bishop served as a graduate assistant at SDSU under head coach Mark Ekeland during the 1998 and 1999 seasons. In his first year as a head coach, Bishop led Huron University to the South Dakota Intercollegiate Conference title in 2000 with a 38-18 record.

A 1994 graduate of Jamestown College, Bishop earned NAIA All-America honors during the 1992 and 1994 seasons as an infielder.

THE ROSTER: The 2021 SDSU baseball roster features 35 players from nine different states. Of the 35 players, 10 are from Iowa, nine are from South Dakota and seven hail from Minnesota. Two players are from Montana, Nebraska and North Dakota, while Colorado, Utah and Washington are represented by one player each.

By class, two are graduate students, three are seniors, nine are juniors, nine are sophomores and 11 are freshmen (three returning, eight incoming).

NO.	PLAYER	Pos.	B-T	Ht.	Wt.	Yr.	HOMETOWN (PREVIOUS SCHOOL)
1	Jess Bellows*	OF	R/R	5-10	180	So.	Miles City, Mont./Custer County District H.S.
2	Henry George	OF	L/L	5-9	175	Gr.	Woodbury, Minn./Minnesota Duluth
3	Avery Mellman*	IF	R/R	6-0	195	So.	Mason City, Iowa / Mason City H.S.
5	Brady Hawkins	P	R/R	6-3	225	R-Fr.	Mitchell, S.D./Ethan H.S.
6	Jordan Sagedahl*	IF/C	R/R	6-2	190	So.	Olivia, Minn./BOLD H.S.
7	Bret Barnett***	P	L/L	6-4	200	Sr.	Indianola, Iowa/Martensdale-St. Mary's H.S.
8	Ryan McDonald**	C/OF	R/R	5-11	210	Jr.	Prior Lake, Minn./Prior Lake H.S.
9	Derek Hackman***	C	L/R	6-0	215	Sr.	Johnston, Iowa/Johnston H.S.
11	Logan Smith	P	R/R	5-10	185	So.	Grimes, Iowa/Dallas-Center Grimes H.S.
12	Colton Cox**	OF	R/R	6-1	185	Sr.	Aberdeen, S.D./Roncalli H.S.
13	Brock Rinehart	C	L/R	5-10	190	R-Fr.	Woodbury, Minn./Woodbury H.S.
14	Drew Beazley**	IF/P	R/R	6-1	190	Jr.	Johnston, Iowa/Johnston H.S.
15	Thatcher Kozal	OF	L/R	5-11	185	Jr.	Waverly, Neb./Iowa Western CC
17	Nic Nelson	IF	R/R	6-0	225	Jr.	Apple Valley, Minn./North Iowa Area CC
18	Reece Anderson*	OF	R/R	6-1	185	So.	Johnston, Iowa/Johnston H.S.
19	Owen Bishop*	P/IF	R/R	6-2	190	So.	Arlington, Wash./Arlington H.S.
20	Clay Odenbach	P	L/L	6-7	200	So.	Thompson, N.D./Thompson H.S.
21	Reece Arbogast	P	R/L	5-8	175	Fr.	Sioux Falls, S.D./O'Gorman H.S.
22	Luke Ira**	IF	R/R	6-0	190	Jr.	Iowa City, Iowa/Solon H.S.
23	Cade Stuff	IF	R/R	6-0	190	Jr.	Great Falls, Mont./Miles CC
24	Jamie Berg**	OF	L/L	5-10	160	Jr.	Mahtomedi, Minn./Mahtomedi H.S.
25	Tyson Kogel	IF	L/R	5-10	175	Fr.	Sioux Falls, S.D./Harrisburg H.S.

PRONUNCIATION GUIDE

Arbogast	ARE-bo-gast
Beazley	BEES-lee
Berliner	burr-LYNN-er
Benes	BEN-iss
Bourassa	boo-RAH-sah
Goble	GO-bull
Grunzke	GRUNZ-key
Husak	HEW-sack
Kogel	CO-gull
Kozal	CO-zull
Odenbach	OH-den-bock
Petron	PET-ron
Sagedahl	SAG-ah-doll
Dagen Schramm	DAY-gun shram
Toman	TOE-man

27	Jon Baker	P	R/R	5-11	195	So.	Cloquet, Minn./Cloquet H.S.
28	Adam Benes	IF	R/R	5-11	170	Fr.	Longmont, Colo./Longmont H.S.
29	Cody Carlson*	P	L/L	5-9	200	Gr.	Rapid City, S.D./Northeastern JC (Colo.)
30	Ryan Bourassa*	P	R/R	6-0	230	Jr.	West Fargo, N.D./Bismarck State College
31	Dagen Schramm	C	L/R	6-0	170	R-Fr.	Sioux Falls, S.D./Washington H.S.
32	Eli Sundquist*	P	R/R	6-1	185	So.	Chisholm, Minn./Chisholm H.S.
33	Dawson Parry	IF/DH	R/R	6-1	250	Jr.	Highland, Utah/Miles CC
34	Nic McCay*	P	R/R	6-0	200	R-So.	Carlisle, Iowa/Carlisle H.S.
35	Carter Petron	P	L/L	6-1	180	Fr.	Rice, Minn./Royalton H.S.
37	Joe Husak	P	R/R	6-0	190	Fr.	Cambridge, Iowa/North Polk H.S.
38	Dane Toman	P	R/R	6-1	175	Fr.	Bellevue, Neb./Bellevue West H.S.
39	Alex Clemons	P	R/R	6-1	185	Fr.	Bettendorf, Iowa/Pleasant Valley H.S.
40	Jake Goble	P/IF	R/R	6-5	235	Fr.	Rapid City, S.D./St. Thomas More H.S.

* indicates number of varsity letters earned

COACHING STAFF

26-Rob Bishop	Head Coach	10-Brian Grunzke	Assistant Coach
36-Kirk Clark	Pitching Coach	4-Evan Berliner	Volunteer Assistant

A LOOK AHEAD: The Jackrabbits are scheduled to play a midweek game March 30 at Creighton before resuming Summit League play April 1-3 at league newcomer St. Thomas. The game at Creighton is slated for a 6:30 p.m. first pitch at Charles Schwab Field in downtown Omaha, Nebraska.

2022 JACKRABBIT BASEBALL RESULTS

DATE	OPPONENT	SCORE	SITE	SDSU	OPPONENT	W-L	PITCHER OF RECORD
Feb. 18	Purdue	L, 4-5	Sugar Land, Texas	4-7-1	5-5-0	0-1	Jake Goble (0-1)
Feb. 19	Purdue	L, 1-11	Sugar Land, Texas	1-3-6	11-6-0	0-2	Cody Carlson (0-1)
Feb. 19	Purdue	L, 3-14	Sugar Land, Texas	3-5-3	14-11-0	0-3	Owen Bishop (0-1)
Feb. 20	Purdue	L, 7-10	Sugar Land, Texas	7-10-3	10-10-4	0-4	Drew Beazley (0-1)
Feb. 24	Incarnate Word	L, 7-10	San Antonio, Texas	7-14-3	10-14-2	0-5	Nic McCay (0-1)
Feb. 25	Incarnate Word	W, 6-4	San Antonio, Texas	6-6-2	4-8-0	1-5	Cody Carlson (1-1)
Feb. 25	Incarnate Word	L, 0-1	San Antonio, Texas	0-2-1	1-4-0	1-6	Owen Bishop (0-2)
Mar. 2	Minnesota	W, 7-5	Minneapolis, Minn.	7-11-0	5-13-2	2-6	Reece Arbogast (1-0)
Mar. 4	Central Arkansas	L, 3-5	Conway, Ark.	3-6-0	5-10-0	2-7	Ryan Bourassa (0-1)
Mar. 5	Central Arkansas	L, 0-5	Conway, Ark.	0-6-1	5-6-0	2-8	Cody Carlson (1-2)
Mar. 6	Central Arkansas	W, 9-1	Conway, Ark.	9-12-0	1-3-0	3-8	Jake Goble (1-1)
Mar. 11	Wichita State	L, 2-5	Wichita, Kan.	2-3-3	5-9-0	3-9	Nic McCay (0-2)
Mar. 12	Wichita State	W, 4-2	Wichita, Kan.	4-9-3	2-5-2	4-9	Cody Carlson (2-2)
Mar. 13	Wichita State	L, 7-19	Wichita, Kan.	7-13-1	19-14-1	4-10	Jake Goble (1-2)
Mar. 17	Northwestern State	W, 16-2	Natchitoches, La.	16-10-1	2-4-1	5-10	Owen Bishop (1-2)
Mar. 18	Northwestern State	L, 2-6	Natchitoches, La.	2-8-3	6-5-3	5-11	Ryan Bourassa (0-2)
Mar. 19	Northwestern State	W, 4-2	Natchitoches, La.	4-5-0	2-7-1	6-11	Cody Carlson (3-2)
Mar. 19	Northwestern State	L, 9-13	Natchitoches, La.	9-11-1	13-9-2	6-12	Drew Beazley (0-2)

2022 INNING-BY-INNING SCORING SUMMARY

	1	2	3	4	5	6	7	8	9	EX	TOTAL
South Dakota State	15	14	16	10	5	5	11	13	2	—	91
Opponents	21	10	14	25	6	13	29	11	0	—	120

JACKRABBIT HOME RUN LOG

1. Derek Hackman (1)	Feb. 18 vs. Purdue	Solo	3rd Inning
2. Luke Ira (1)	Feb. 18 vs. Purdue	2-Run	3rd Inning
3. Dawson Parry (1)	Feb. 25 at Incarnate Word-1	Grand Slam	3rd Inning
4. Drew Beazley (1)	Mar. 2 at Minnesota	3-Run	1st Inning
5. Luke Ira (2)	Mar. 5 at Central Arkansas-2	Solo	2nd Inning
6. Nic Nelson (1)	Mar. 5 at Central Arkansas-2	3-Run	8th Inning
7. Luke Ira (3)	Mar. 11 at Wichita State	Solo	7th Inning
8. Thatcher Kozal (1)	Mar. 11 at Wichita State	Solo	9th Inning
9. Ryan McDonald (1)	Mar. 13 at Wichita State	Solo	3rd Inning
10. Luke Ira (4)	Mar. 13 at Wichita State	Solo	4th Inning
11. Ryan McDonald (2)	Mar. 17 at Northwestern State	Grand Slam	8th Inning
12. Ryan McDonald (3)	Mar. 19 at Northwestern State-2	Solo	2nd Inning

The Automated ScoreBook
Overall Statistics for South Dakota State (as of Mar 19, 2022)
(All games Sorted by Batting avg)

Record: 6-12 Home: 0-0 Away: 6-8 Neutral: 0-4 Conference: 0-0

Player	avg	gp-gs	ab	r	h	2b	3b	hr	rbi	tb	slg%	bb	hp	so	gdp	ob%	sf	sh	sb-att	po	a	e	fld%
Derek Hackman	.357	18-18	56	13	20	5	0	1	14	28	.500	13	5	16	2	.500	2	0	0-1	71	7	3	.963
Owen Bishop	.333	7-6	12	2	4	2	0	0	4	6	.500	0	0	2	0	.333	0	0	0-1	17	3	1	.952
Ryan McDonald	.314	15-14	51	10	16	3	1	3	13	30	.588	7	1	9	1	.407	0	0	1-1	60	13	2	.973
Jess Bellows	.300	6-6	20	1	6	3	0	0	1	9	.450	0	1	3	0	.333	0	0	0-1	12	0	2	.857
Luke Ira	.293	18-18	75	13	22	4	0	4	11	38	.507	2	1	24	0	.313	2	0	1-1	27	46	8	.901
Jamie Berg	.259	10-7	27	2	7	1	0	0	3	8	.296	2	0	7	0	.310	0	0	0-2	10	0	0	1.000
Reece Anderson	.250	14-10	36	3	9	2	0	0	2	11	.306	3	1	10	1	.325	0	0	5-5	30	0	2	.938
Henry George	.211	18-18	71	12	15	4	0	0	4	19	.268	9	1	13	0	.309	0	0	4-4	29	0	1	.967
Drew Beazley	.200	16-16	45	4	9	4	0	1	4	16	.356	5	5	22	0	.345	0	0	1-1	83	3	2	.977
Thatcher Kozal	.200	12-6	15	5	3	0	0	1	2	6	.400	10	2	11	0	.556	0	0	0-0	10	0	0	1.000
Nic Nelson	.192	18-18	73	12	14	2	0	1	8	19	.260	4	4	16	2	.272	0	0	0-0	10	32	4	.913
Jordan Sagedahl	.182	13-8	22	4	4	2	0	0	2	6	.273	2	0	10	0	.250	0	0	0-0	12	18	1	.968
Colton Cox	.182	10-1	11	4	2	0	0	0	0	2	.182	1	0	4	0	.250	0	0	0-0	5	0	0	1.000
Adam Benes	.182	9-5	11	2	2	0	0	0	3	2	.182	3	1	4	0	.375	1	2	0-0	7	11	2	.900
Dawson Parry	.143	15-12	49	2	7	2	0	1	10	12	.245	2	3	9	4	.222	0	0	0-0	31	2	1	.971
Avery Mellman	.111	4-3	9	1	1	0	0	0	1	1	.111	0	0	7	0	.111	0	2	0-0	5	8	0	1.000
Cade Stuff	.000	5-2	12	0	0	0	0	0	1	0	.000	1	0	6	0	.077	0	0	0-0	12	5	0	1.000
Brock Rinehart	.000	4-0	4	0	0	0	0	0	0	0	.000	0	0	4	0	.000	0	0	0-0	0	0	0	.000
Dagen Schramm	.000	3-0	2	1	0	0	0	0	1	0	.000	0	1	2	0	.333	0	0	0-0	0	0	0	.000
Totals	.235	18	601	91	141	34	1	12	84	213	.354	64	26	179	10	.332	5	4	12-17	438	167	32	.950
Opponents	.252	18	568	120	143	25	5	12	103	214	.377	75	32	118	10	.365	10	10	41-45	474	161	18	.972

LOB - Team (135), Opp (137). DPs turned - Team (13), Opp (12). IBB - Team (1), Hackman 1. Picked off - Berg 1, Bellows 1.

(All games Sorted by Earned run avg)

Player	era	w-l	app	gs	cg	sho	sv	ip	h	r	er	bb	so	2b	3b	hr	b/avg	wp	hp	bks	sfa	sha
Jordan Sagedahl	0.00	0-0	1	0	0	0/0	0	0.2	0	0	0	0	1	0	0	0	.000	0	0	0	0	0
Reece Arbogast	1.12	1-0	5	0	0	0/0	1	8.0	8	4	1	2	5	2	0	2	.258	1	0	0	0	0
Bret Barnett	1.64	0-0	6	0	0	0/0	3	11.0	6	3	2	3	19	0	0	0	.150	4	1	0	1	0
Ryan Bourassa	2.76	0-2	5	0	0	0/0	1	16.1	9	9	5	12	20	2	0	1	.167	3	2	3	0	4
Owen Bishop	3.24	1-2	3	3	0	0/0	0	16.2	10	7	6	5	17	2	2	0	.169	0	1	0	3	0
Cody Carlson	3.96	3-2	5	5	0	0/0	0	25.0	21	15	11	9	10	3	0	2	.226	0	5	1	0	4
Alex Clemons	4.91	0-0	6	0	0	0/0	0	11.0	8	6	6	10	7	3	0	0	.205	5	4	0	0	1
Nic McCay	6.26	0-2	5	5	0	0/0	0	23.0	29	21	16	11	21	5	1	1	.293	1	6	1	2	1
Dane Toman	7.11	0-0	4	1	0	0/0	0	6.1	9	7	5	4	5	1	0	2	.321	1	0	0	1	0
Jake Goble	7.90	1-2	5	0	0	0/0	0	13.2	19	14	12	3	8	4	0	2	.306	3	2	0	0	0
Joe Husak	8.31	0-0	5	0	0	0/0	0	4.1	6	5	4	4	3	1	2	0	.353	2	3	2	0	0
Jon Baker	20.25	0-0	3	0	0	0/0	0	2.2	3	6	6	4	0	0	0	1	.300	0	1	0	0	0
Drew Beazley	20.86	0-2	5	4	0	0/0	0	7.1	11	17	17	7	2	1	0	1	.367	2	6	1	3	0
Carter Petron	99.00	0-0	1	0	0	0/0	0	0.0	4	6	6	1	0	1	0	0	1.000	0	1	0	0	0
Totals	5.79	6-12	18	18	0	0/0	5	146.0	143	120	94	75	118	25	5	12	.252	22	32	8	10	10
Opponents	4.44	12-6	18	18	0	2/2	9	158.0	141	91	78	64	179	34	1	12	.235	13	26	1	5	4

PB - Team (3), Hackman 2, McDonald 1, Opp (3). Pickoffs - Team (3), Arbogast 1, McDonald 1, Barnett 1, Opp (2). SBA/ATT - Hackman (18-22), McDonald (22-22), McCay (8-10), Beazley (6-6), Barnett (6-6), Clemons (5-5), Bishop (5-5), Bourassa (4-5), Goble (3-3), Husak (2-2), Carlson (1-1), Petron (1-1), Toman (0-1).

The Automated ScoreBook
Overall Statistics for South Dakota State (as of Mar 19, 2022)
(All games Sorted by Fielding pct)

Player	c	po	a	e	fld%	dp	sba	csb	sba%	pb	ci
Cade Stuff	17	12	5	0	1.000	2	0	0	---	0	0
Avery Mellman	13	5	8	0	1.000	2	0	0	---	0	0
Thatcher Kozal	10	10	0	0	1.000	0	0	0	---	0	0
Jamie Berg	10	10	0	0	1.000	0	0	0	---	0	0
Alex Clemons	5	3	2	0	1.000	0	5	0	1.000	0	0
Colton Cox	5	5	0	0	1.000	0	0	0	---	0	0
Nic McCay	4	2	2	0	1.000	0	8	2	.800	0	0
Jake Goble	4	1	3	0	1.000	1	3	0	1.000	0	0
Reece Arbogast	3	0	3	0	1.000	0	0	0	---	0	0
Dane Toman	1	0	1	0	1.000	0	0	1	.000	0	0
Bret Barnett	1	0	1	0	1.000	0	6	0	1.000	0	0
Drew Beazley	88	83	3	2	.977	7	6	0	1.000	0	0
Ryan McDonald	75	60	13	2	.973	0	22	0	1.000	1	0
Dawson Parry	34	31	2	1	.971	3	0	0	---	0	0
Jordan Sagedahl	31	12	18	1	.968	1	0	0	---	0	0
Henry George	30	29	0	1	.967	0	0	0	---	0	0
Derek Hackman	81	71	7	3	.963	1	18	4	.818	2	0
Owen Bishop	21	17	3	1	.952	2	5	0	1.000	0	0
Reece Anderson	32	30	0	2	.938	0	0	0	---	0	0
Nic Nelson	46	10	32	4	.913	3	0	0	---	0	0
Luke Ira	81	27	46	8	.901	7	0	0	---	0	0
Adam Benes	20	7	11	2	.900	4	0	0	---	0	0
Jess Bellows	14	12	0	2	.857	0	0	0	---	0	0
Cody Carlson	8	1	5	2	.750	0	1	0	1.000	0	0
Ryan Bourassa	3	0	2	1	.667	0	4	1	.800	0	0
Jon Baker	0	0	0	0	.000	0	0	0	---	0	0
Joe Husak	0	0	0	0	.000	0	2	0	1.000	0	0
Carter Petron	0	0	0	0	.000	0	1	0	1.000	0	0
Brock Rinehart	0	0	0	0	.000	0	0	0	---	0	0
Dagen Schramm	0	0	0	0	.000	0	0	0	---	0	0
Totals	637	438	167	32	.950	13	41	4	.911	3	0
Opponents	653	474	161	18	.972	12	12	5	.706	3	0

RECORD BOOK

GAMES PLAYED

CAREER

1.	218	Eric Cain	2009-12
2.	216	Billy Stitz	2008-11
3.	215	Paul Jacobson	2013-16
4.	207	Nick Adams	2005-08
5.	201	Matt Johnson	2014-17
6.	199	Tyson Fisher	2005-08
7.	198	Doug Sehr	1991-94
8.	197	Korby Mintken	2005-08
9.	196	Newt Johnson	2015-18
10.	193	Pat Schmidt	1992-95
	193	Greg Geary	2002-05

BATTING AVERAGE

SEASON

(minimum of 100 at bats)

1.	.449	Cole Irish	1996
2.	.443	Frank Cutler	1982
3.	.437	Dave Wilner	1988
4.	.431	Tim Johnson	1986
5.	.423	Matt Hanson	2002
6.	.418	Dave Manke	1974
7.	.417	Larry Heffley	1985
8.	.416	Terry Van Engelenhoven	1993
	.416	Billy McMacken	1989
	.416	Dean Krogman	1971

AT-BATS

SEASON

1.	283	Billy Stitz	2010
2.	253	Joel Blake	2010
3.	251	Eric Cain	2010
4.	244	Billy Stitz	2011
5.	228	Joel Blake	2009
	228	John Lee	2010
	228	Paul Jacobson	2016
8.	225	Paul Jacobson	2015
	225	Gus Steiger	2019
10.	223	Jesse Sawyer	2010
	223	Scott Splett	2014

CAREER

1.	914	Billy Stitz	2008-11
2.	820	Eric Cain	2009-12
3.	779	Nick Adams	2005-08
4.	750	Paul Jacobson	2013-16
5.	722	Tyson Fisher	2005-08
6.	715	Matt Johnson	2014-17
7.	705	Korby Mintken	2005-08
8.	703	Joel Blake	2009-11
9.	692	Greg Geary	2002-05
10.	682	Newt Johnson	2015-18

HITS

SEASON

1.	111	Billy Stitz	2010
2.	99	Joel Blake	2010
3.	97	Eric Cain	2010
4.	91	John Lee	2010
5.	83	Joel Blake	2011
6.	80	Joel Blake	2009

	80	Tony Martin	2009
	80	Jesse Sawyer	2010
9.	77	Matt Hanson	2002
	77	Billy Stitz	2011

CAREER

1.	311	Billy Stitz	2008-11
2.	272	Eric Cain	2009-12
3.	262	Joel Blake	2009-11
4.	256	Greg Geary	2002-05
5.	244	Nick Adams	2005-08
6.	233	Tyson Fisher	2005-08
7.	224	Cole Irish	1993-96
8.	223	Billy McMacken	1987-90
9.	221	Korby Mintken	2005-08
10.	216	Doug Sehr	1991-94

RUNS SCORED

SEASON

1.	75	Billy Stitz	2010
2.	74	John Lee	2010
3.	72	Jesse Sawyer	2010
4.	63	Cole Irish	1996
	63	Joel Blake	2010
6.	61	Joe Hardin	1993
	61	Jesse Sawyer	2009
	61	Eric Cain	2010
9.	59	Doug Sehr	1994
10.	58	Korby Mintken	2007

CAREER

1.	189	Billy Stitz	2008-11
2.	173	Korby Mintken	2005-08
3.	172	Cole Irish	1993-96
4.	170	Tyson Fisher	2005-08
5.	168	Jesse Sawyer	2009-11
6.	163	Billy McMacken	1987-90
7.	162	Joel Blake	2009-11
8.	160	Ryan Krogman	1991-94
	160	Doug Sehr	1991-94
10.	158	Eric Cain	2009-12

RUNS BATTED IN

SEASON

1.	83	Eric Cain	2010
2.	73	Jesse Sawyer	2010
3.	67	Billy Stitz	2010
4.	66	Joel Blake	2010
5.	63	Cole Irish	1996
6.	61	John Lee	2010
7.	60	Billy McMacken	1990
8.	58	Jesse Sawyer	2009
9.	57	Kerry Jacobson	2002
	57	Stephen Turner	2009

CAREER

1.	192	Billy McMacken	1987-90
2.	187	Greg Geary	2002-05
3.	179	Eric Cain	2009-12
4.	176	Chris Studer	1999-2002
5.	173	Jesse Sawyer	2009-11
6.	169	Billy Stitz	2008-11
7.	162	Pat Schmidt	1992-95
	162	Doug Sehr	1991-94

9.	156	Nick Adams	2005-08
10.	154	Ryan Krogman	1991-94

DOUBLES

SEASON

1.	33	Joel Blake	2010
2.	26	Billy Stitz	2010
3.	21	Joel Blake	2009
	21	John Lee	2010
5.	20	Craig Parry	2008
6.	18	Billy McMacken	1990
	18	Russ Langer	2000
	18	Greg Geary	2004
	18	Jesse Sawyer	2009
10.	17	Jesse Sawyer	2010

CAREER

1.	70	Joel Blake	2009-11
2.	62	Billy Stitz	2008-11
3.	54	Greg Geary	2002-05
4.	50	Russ Langer	1998-2001
	50	Matt Johnson	2014-17
6.	49	Billy McMacken	1987-90
7.	48	Chris Studer	1999-2002
	48	Paul Jacobson	2013-16
9.	46	Doug Sehr	1991-94
10.	44	Josh Guse	1997-2000
	44	Jesse Sawyer	2009-11



BILLY STITZ ended his career as the Jackrabbits' career leader in hits (311), games played (216), at-bats (914), total bases (462) and runs scored (189). During his junior season in 2010, Stitz established new single-season records for hits, at-bats, runs scored and total bases.

RECORD BOOK

TRIPLES

SEASON

1.	7Galen Carver	1981
	7Dave Williams	1989
	7Korby Mintken	2006
	7Nick Adams	2006
	7Korby Mintken	2007
	7Korby Mintken	2008
	7Billy Stitz	2011
8.	6Ken Brooks	1990
	6Steve Knutson	1994
	6Cal Lewis	2006
	6Eric Cain	2012

CAREER

1.	21Korby Mintken	2005-08
2.	16Billy Stitz	2008-11
3.	11Dave Lane	1983-86
	11Galen Carver	1978-81
	11Eric Cain	2009-12
6.	10Nick Adams	2005-08
	10Tyson Fisher	2005-08
8.	9Cole Irish	1993-96
	9Steve Knutson	1993-97
	9Pat Schmidt	1992-95
	9Cal Lewis	2006-07

HOME RUNS

SEASON

1.	19Jesse Sawyer	2009
	19Jesse Sawyer	2010
3.	17Terry VanEngelenhoven	1993
4.	16Billy McMacken	1990
	16Kerry Jacobson	2002
	16Cal Lewis	2007
	16Eric Cain	2010
8.	15Jon Crow	1992
	15Chris Studer	2002
10.	13Tim Johnson	1987
	13Tracy Langer	1992
	13Chris Studer	2001
	13Joel Blake	2009

CAREER

1.	50Jesse Sawyer	2009-11
2.	43Greg Geary	2002-05
3.	42Billy McMacken	1987-90
4.	37Chris Studer	1999-2002
5.	33Jon Crow	1989-92
6.	32Russ Langer	1998-2001
7.	31Tim Johnson	1984-87
	31Kerry Jacobson	2000-02
9.	29Ryan Hansen	2001-04
10.	28Galen Carver	1978-81

TOTAL BASES

SEASON

1.	163Billy Stitz	2010
2.	159Eric Cain	2010
4.	156Joel Blake	2010
	156Jesse Sawyer	2010
5.	148Jesse Sawyer	2009



GREG GEARY set SDSU career records with 54 doubles, 43 home runs, 439 total bases and 1,346 putouts during his career from 2002-05.

6.	143John Lee	2010
7.	140Joel Blake	2009
8.	127Billy McMacken	1990
	127Terry VanEngelenhoven	1993
10.	126Craig Parry	2008

CAREER

1.	462Billy Stitz	2008-11
2.	439Greg Geary	2002-05
3.	408Billy McMacken	1987-90
4.	404Jesse Sawyer	2009-11
5.	398Joel Blake	2009-11
6.	396Eric Cain	2009-12
7.	376Chris Studer	1999-2002
8.	368Tyson Fisher	2005-08
9.	348Russ Langer	1998-2001
	348Korby Mintken	2005-08

SLUGGING PERCENTAGE

SEASON

1.	.713Billy McMacken	1987-90
2.	.696Terry Van Engelenhoven	1991-94
3.	.679Kerry Jacobson	2000-02
4.	.661Jon Crow	1989-92
	.661Chris Studer	1999-2002
6.	.653Dean Krogman	1970-72
7.	.647Larry Heffley	1984-85
8.	.634Greg Geary	2002-05
9.	.631Tim Johnson	1984-87
10.	.630Jesse Sawyer	2009-11

BASES ON BALLS

SEASON

1.	50Jesse Sawyer	2010
2.	44Tony Kjolsing	2018
	44Nick Smith	2019
4.	43Luke Ringhofer	2016

5.	40Kurt Augustin	1986
6.	38Joe Hardin	1993
	38Zach Coppola	2015
8.	37Eric Cain	2012
	37Luke Ringhofer	2017
	37Newt Johnson	2018

CAREER

1.	123Dave Lane	1983-86
2.	116Eric Cain	2009-12
3.	114Luke Ringhofer	2015-17
4.	109Nick Smith	2016-19
5.	107Zach Briggs	2009-12
6.	103Jesse Sawyer	2008-11
7.	101Kurt Augustin	1985-87
8.	100Ryan Krogman	1991-94
9.	99Newt Johnson	2015-18
	99Landon Badger	2017-21

STOLEN BASES

SEASON

1.	39Zach Coppola	2015
2.	26Darrell Bren	1988
3.	25Dave Lane	1985
	25Cole Irish	1995
5.	23Dave Lane	1986
6.	22Dave Wilner	1988
7.	21Joe Hardin	1993
8.	20Ken Brooks	1990
	20Dave Wilner	1986
	20Paul Jacobson	2016

CAREER

1.	75Dave Lane	1983-86
2.	62Zach Coppola	2013-15
3.	60Cole Irish	1993-96
4.	57Dave Wilner	1986-88
5.	46Korby Mintken	2005-08
6.	44Darrell Bren	1988-89
	44Jon Crow	1989-92
	44Paul Jacobson	2013-16
9.	40Nick Adams	2005-08
10.	39Brian Scherschligt	1995-98

SACRIFICE FLIES

CAREER

1.	14Pat Schmidt	1992-95
	14Tyson Fisher	2005-08
	14Eric Cain	2009-12
	14Paul Jacobson	2013-16
5.	13Matt Johnson	2014-17
6.	12Doug Sehr	1991-94
	12Rick Weber	1984-87
	12Billy Stitz	2008-11
	12Newt Johnson	2015-18
10.	11Six different players	

RECORD BOOK

SACRIFICE HITS

CAREER

1.	34.....	Tim Hanigan.....	2005-08
2.	30.....	Rich Schmidt.....	1990-93
3.	28.....	Eric Danforth.....	2012-15
4.	25.....	Zach Coppola.....	2013-15
5.	24.....	Nick Adams.....	2005-08
6.	22.....	Korby Mintken.....	2005-08
7.	20.....	Micky Sehr.....	1994-97
	20.....	Cody Sharrow.....	2013-16
9.	19.....	Adam Gregg.....	1998-2001
10.	17.....	Noah Hummel.....	1999-2002
	17.....	Billy Stitz.....	2008-11

HIT BY PITCHES

SEASON

1.	18.....	Jesse Sawyer.....	2010
2.	16.....	Jeff Eckerle.....	1996
	16.....	Zach Briggs.....	2010
4.	14.....	Chris Studer.....	2001
	14.....	John Lee.....	2009
6.	13.....	Tyson Fisher.....	2005
	13.....	Tim Hanigan.....	2005
	13.....	Pat Farrell.....	2005
	13.....	Jesse Sawyer.....	2011
	13.....	Newt Johnson.....	2018

CAREER

1.	42.....	Jesse Sawyer.....	2009-11
2.	41.....	Tyson Fisher.....	2005-08
3.	39.....	Tim Hanigan.....	2005-08
4.	37.....	Brian Scherschligt.....	1995-98
	37.....	Newt Johnson.....	2015-18
6.	36.....	Jeff Eckerle.....	1994-97
7.	35.....	Chris Studer.....	1999-2002
	35.....	Zach Briggs.....	2009-12
9.	31.....	Anthony Schneider.....	2015-18
10.	26.....	Matt Hanson.....	2000-02
	26.....	John Lee.....	2009-10

PUTOUTS

CAREER

1.	1,346.....	Greg Geary.....	2002-05
2.	1,288.....	Aaron Machbitz.....	2011-14
3.	1,285.....	Matt Johnson.....	2014-17
4.	1,267.....	Tyson Fisher.....	2005-08
5.	1,213.....	Chet Meyer.....	1987-90
6.	908.....	Joel Blake.....	2009-11
7.	827.....	Tony Martin.....	2006-09
8.	818.....	Derek Hackman.....	2018-p.
9.	814.....	Ryan Krogman.....	1991-94
10.	798.....	Zach Briggs.....	2009-12

ASSISTS

CAREER

1.	556.....	Eric Cain.....	2009-2012
2.	380.....	Pat Schmidt.....	1992-95
3.	379.....	Andrew Melton.....	2010-13
4.	353.....	Jesse Sawyer.....	2009-11
5.	352.....	Doug Sehr.....	1991-94
	352.....	Cody Sharrow.....	2013-16
7.	344.....	Chris Brown.....	1994-97
8.	342.....	Tony Kjolsing.....	2015-18



BILLY McMACKEN is the only SDSU player to earn multiple All-America awards, earning the honor each of his last three seasons (1988-90).

Not only did McMacken put up impressive offensive numbers, he also compiled a 19-11 career pitching record for the Jackrabbits.

9.	333.....	Al Robbins.....	2013-15
10.	317.....	Dave Lane.....	1983-86

WINS

SEASON

1.	11.....	Trevor Schulte.....	1994
2.	10.....	Trevor Schulte.....	1993
3.	9.....	John Semar.....	1994
	9.....	Trevor Vermeulen.....	2010
5.	8.....	Matt Magers.....	1996
	8.....	Chad Coley.....	1993
	8.....	Mark Hofer.....	1984
	8.....	Tim Sweeney.....	1973
	8.....	Matt Bowman.....	2007
	8.....	Alex Oberle.....	2010
	8.....	Stephen Bougher.....	2013
	8.....	Chad Hodges.....	2014
	8.....	Chris Anderson.....	2015
	8.....	Adam Bray.....	2015

CAREER

1.	26.....	Trevor Schulte.....	1991-94
2.	23.....	Adam Bray.....	2012-15
3.	22.....	Stephen Bougher.....	2010-13
4.	21.....	Matt Magers.....	1995-97
	21.....	Chad Coley.....	1990-93
6.	20.....	Jon Maras.....	1989-92
	20.....	Bob Reeves.....	1984-87
	20.....	Caleb Thielbar.....	2006-09
9.	19.....	Billy McMacken.....	1987-90
10.	18.....	Timm Gronseth.....	1985-89
	18.....	Ryan Froom.....	2014-19

APPEARANCES

SEASON

1.	35.....	Trevor Vermeulen.....	2010
2.	28.....	Gary Olechoski.....	2006
	28.....	Trevor Vermeulen.....	2011
4.	26.....	J.D. Moore.....	2013
5.	25.....	John Semar.....	1993
	25.....	Chad Coley.....	1991
7.	24.....	J.D. Moore.....	2014
8.	23.....	Matt Baerlocher.....	2008
	23.....	Alex Oberle.....	2010
	23.....	Derek Feige/Quinn Reimers.....	2017

CAREER

1.	89.....	Trevor Vermeulen.....	2008-11
2.	86.....	J.D. Moore.....	2012-15
3.	72.....	Brett Mogen.....	2017-21
4.	71.....	Gary Olechoski.....	2003-06
5.	70.....	Chad Coley.....	1990-93
6.	66.....	Shane Kraemer.....	2010-13
	66.....	Andrew Clemen.....	2013-16
8.	65.....	Isaac Johnson.....	2006-09
	65.....	Austin Busse.....	2009-12
	65.....	Talon Jumper.....	2012-15
	65.....	Bret Barnett.....	2018-present

INNINGS PITCHED

SEASON

1.	104.2.....	Matt Bowman.....	2007
2.	103.0.....	Adam Bray.....	2014
3.	95.1.....	Tyler Olmstead.....	2019
4.	91.1.....	Layne Somsen.....	2013
	91.1.....	Adam Bray.....	2015
6.	88.2.....	Andrew Clemen.....	2016
7.	88.0.....	Stephen Bougher.....	2013
8.	87.2.....	Caleb Thielbar.....	2009
9.	85.1.....	Trevor Schulte.....	1994
10.	84.0.....	Alex Oberle/Blake Treinen.....	2011

CAREER

1.	326.2.....	Adam Bray.....	2012-15
2.	299.1.....	Stephen Bougher.....	2010-13
3.	274.0.....	Caleb Thielbar.....	2006-09
4.	270.2.....	Ryan Froom.....	2014-19
5.	218.1.....	Trevor Schulte.....	1991-94
6.	215.0.....	Layne Somsen.....	2009-13
7.	210.2.....	Billy McMacken.....	1987-90
8.	210.1.....	Tim Sweeney.....	1972-75
9.	201.2.....	Chad Coley.....	1990-93
10.	196.0.....	Jon Maras.....	1989-92

STRIKEOUTS

SEASON

1.	100.....	Trevor Schulte.....	1994
	100.....	Caleb Thielbar.....	2009
3.	95.....	Adam Bray.....	2014
4.	92.....	Tyler Olmstead.....	2019
5.	91.....	Layne Somsen.....	2013
6.	88.....	Adam Mazur.....	2021
7.	84.....	Peter Torgerson.....	1989
	84.....	Blake Treinen.....	2011
9.	83.....	Nic McCay.....	2019
10.	82.....	Blake Treinen.....	2010

RECORD BOOK

STRIKEOUTS

CAREER

1.	264	Adam Bray	2012-15
2.	226	Trevor Schulte	1991-94
3.	196	Caleb Thielbar	2006-09
4.	191	Stephen Bougher	2010-13
5.	180	Layne Somsen	2009-13
6.	178	Tyler Olmstead	2017-21
7.	176	Ryan Froom	2014-19
8.	175	Jon Maras	1989-92
9.	166	Blake Treinen	2010-11
10.	163	Steve Mousel	1971-75

EARNED RUN AVERAGE

SEASON

(minimum 30 innings pitched)

1.	0.49	Bob Ehrke	1954
2.	1.29	Bob Ehrke	1952
3.	1.31	Bret Barnett	2019
4.	1.34	Charles Risse	1960
5.	1.45	Trever Vermeulen	2010
6.	1.67	Brett Mogen	2019
7.	1.85	Wade Adamson	1977
8.	1.87	Layne Somsen	2013
9.	1.89	Don Larson	1961
10.	1.89	Craig O'Hearn	1975

CAREER

(minimum 90 innings)

1.	2.09	Bob Ehrke	1954-56
2.	2.33	Don Jorgenson	1954-56
3.	2.50	Trever Vermeulen	2008-11
4.	2.52	Bernie Van Essen	1964-66
5.	2.73	Steve Mousel	1971-74
6.	2.80	Charles Risse	1959-60
	2.80	Don Frank	1957-59
8.	2.90	Jim Langer	1969-70
9.	2.92	Wade Adamson	1976-78
10.	3.05	Howie Rice	1958-60

SAVES

SEASON

1.	13	J.D. Moore	2013
2.	10	Trever Vermeulen	2010/11
	10	Chris Halbur	2017
5.	9	Gary Olechoski	2006
	9	Jacob Kougl	2007
7.	8	J.D. Moore	2014
8.	7	Kirby Morsching	2008
	7	Bret Barnett	2019
10.	6	Chad Coley	1991
	6	J.D. Moore	2015

CAREER

1.	32	J.D. Moore	2012-15
2.	23	Trever Vermeulen	2008-11
3.	14	Gary Olechoski	2003-06
	14	Bret Barnett	2018-present
5.	12	Chris Halbur	2016-17
6.	11	Bruce Mogen	1983-86
7.	10	Chad Coley	1990-93
8.	9	Ryan Sauter	2000-03
	9	Jacob Kougl	2007
10.	8	Brandon Groebner	1994-97
	8	Kirby Morsching	2006-09

COMPLETE GAMES

SEASON

1.	9	Bob Reeves	1987
	9	Trevor Schulte	1994
3.	8	Jon Maras	1990
4.	7	Brian Price	1988
	7	Pete Torgerson	1989
	7	Greg Kallevig	1984
	7	Chad Danielson	1996
	7	Greg Kallevig	1985
	7	Jeff Wolfswinkle	1982
	7	Dane Kallevig	1988

CAREER

1.	20	Bob Reeves	1984-87
2.	19	Greg Kallevig	1983-85
3.	18	Tim Buterbaugh	1998-2000
4.	17	Trevor Schulte	1991-94
5.	16	Dane Kallevig	1987-89
6.	15	Jon Maras	1989-92
7.	14	Tom Mousel	1999-2002
8.	13	Billy McMacken	1987-90
9.	12	Ed Maras	1964-66
10.	11	Chad Danielson	1995-96

WINNING PERCENTAGE

SEASON

(minimum seven decisions)

1.	.971 (11-1)	Trevor Schulte	1994
2.	.900 (10-1)	Trever Vermeulen	2010
3.	.889 (8-1)	Mark Hofer	1984
	.889 (8-1)	Chad Coley	1993
5.	.875 (7-1)	Rob Hirschhoff	2001
	.875 (7-1)	Pete Torgerson	1989
	.875 (7-1)	Blake Treinen	2010
	.875 (7-1)	Kolton Emery	2011
9.	.857 (6-1)	Paul Sanow	1999
	.857 (6-1)	Nic McCay	2019

CAREER

(minimum 10 wins)

1.	.839 (26-5)	Trevor Schulte	1991-94
2.	.824 (14-3)	John Semar	1993-94
3.	.800 (12-3)	Bernie Van Essen	1964-66
4.	.778 (14-4)	Blake Treinen	2010-11
5.	.739 (17-6)	Mark Hofer	1981-84
6.	.722 (13-5)	Bob Reeves	1984-86
7.	.706 (12-5)	Charles Risse	1958-60
8.	.700 (21-9)	Chad Coley	1990-93
9.	.696 (16-7)	Terry VanEngelenhoven	1991-94
10.	.680 (17-8)	Rob Hirschhoff	1999-2002

STRIKEOUTS PER 9 INNINGS

SEASON

(minimum 30 innings pitched)

1.	13.82	Ryan Bourassa	2021
2.	13.09	Brady Stover	2018
3.	12.86	Bob Ehrke	1953
4.	12.32	Bret Barnett	2019
5.	11.64	Adam Mazur	2021
6.	11.40	Pete Torgerson	1989
7.	10.80	Dick Barnes	1965
	10.80	J.D. Moore	2013
9.	10.76	Andrew Clemen	2015
10.	10.65	Howie Rice	1958

CAREER

(minimum 60 innings pitched)

1.	11.70	Bret Barnett	2018-present
2.	11.40	Pete Torgerson	1989
3.	10.80	Adam Mazur	2020-present
4.	10.22	Brady Stover	2017-20
5.	9.99	Dick Barnes	1964-66
6.	9.70	Bob Ehrke	1952-54
7.	9.38	Blake Treinen	2010-11
8.	9.32	Trevor Schulte	1991-94
9.	9.28	Jim Langer	1969-70
10.	9.15	Nic McCay	2019-present

GAMES STARTED

SEASON

1.	16	Francisco Torres	2005
	16	Brady Moxham	2018
3.	15	Caleb Thielbar	2007
	15	Matt Bowman	2007
	15	Adam Bray	2014
	15	Andrew Clemen	2016
	15	Ryan Froom	2019
7.	14	Several players, including:	

Nic McCay2019

Tyler Olmstead2019

CAREER

1.	51	Adam Bray	2012-15
2.	49	Ryan Froom	2014-19
3.	48	Stephen Bougher	2010-13
4.	44	Caleb Thielbar	2006-09
5.	39	Billy McMacken	1987-90
6.	38	Layne Somsen	2009-13
7.	34	Kolton Emery	2011-14
8.	33	Trevor Schulte	1991-94
	33	Tom Mousel	1999-2002
10.	29	Matt Magers	1995-97
	29	Bob Reeves	1984-87
	29	Jon Maras	1989-92
	29	Dane Kallevig	1987-89



TREVER VERMEULEN led the team in saves three times from 2009-11, finishing with a then-school-record 23 career saves. He also set the single-season mark (since broken) with 10 saves in both 2010 and 2011.

SOUTH DAKOTA STATE ACTIVE CAREER BATTING

REECE ANDERSON	G	GS	AVG	AB	R	H	2B	3B	HR	RBI	TB	SLG	BB	HP	SO	OBP	SF	SH	SB	SBA	PO	A	E	FLD
2021	26	10	0.250	40	4	10	0	0	0	4	10	0.250	0	2	15	0.279	1	3	1	1	29	0	0	1.000
2022	14	10	0.250	36	3	9	2	0	0	2	11	0.306	3	1	10	0.325	0	0	5	5	30	0	2	0.938
Career	40	20	0.250	76	7	19	2	0	0	6	21	0.276	3	3	25	0.305	1	3	6	6	59	0	2	0.967
DREW BEAZLEY	G	GS	AVG	AB	R	H	2B	3B	HR	RBI	TB	SLG	BB	HP	SO	OBP	SF	SH	SB	SBA	PO	A	E	FLD
2019	42	42	0.275	149	29	41	11	1	4	21	66	0.443	27	11	57	0.420	1	10	2	2	302	18	7	0.979
2020	17	17	0.239	67	9	16	4	1	2	9	28	0.418	9	3	22	0.354	0	0	1	3	88	5	1	0.989
2021	43	41	0.203	143	12	29	10	1	1	20	44	0.308	15	6	54	0.299	3	0	2	3	240	19	4	0.985
2022	13	13	0.200	45	4	9	4	0	1	4	16	0.356	5	5	22	0.345	0	0	1	1	83	3	2	0.977
Career	115	113	0.235	404	54	95	29	3	8	54	154	0.381	56	25	155	0.363	4	10	6	9	713	45	14	0.982
JESS BELLOWES	G	GS	AVG	AB	R	H	2B	3B	HR	RBI	TB	SLG	BB	HP	SO	OBP	SF	SH	SB	SBA	PO	A	E	FLD
2021	44	44	0.250	168	26	42	7	1	1	16	54	0.321	16	12	38	0.355	1	2	4	7	44	9	5	0.914
2022	6	6	0.300	20	1	6	3	0	0	1	9	0.450	0	1	3	0.333	0	0	0	1	12	0	2	0.857
Career	50	50	0.255	188	27	48	10	1	1	17	63	0.335	16	13	41	0.355	1	2	4	8	56	9	7	0.903
JAMIE BERG	G	GS	AVG	AB	R	H	2B	3B	HR	RBI	TB	SLG	BB	HP	SO	OBP	SF	SH	SB	SBA	PO	A	E	FLD
2019	21	4	0.091	22	7	2	0	0	0	1	2	0.091	2	0	4	0.167	0	2	0	0	3	1	2	0.667
2020	12	3	0.077	13	3	1	0	0	0	0	1	0.077	1	0	6	0.143	0	1	1	1	3	0	0	1.000
2021	30	21	0.250	76	12	19	5	0	0	5	24	0.316	6	3	16	0.329	0	1	1	3	28	1	1	0.967
2022	10	7	0.259	27	2	7	1	0	0	3	8	0.296	2	0	7	0.310	0	0	0	2	10	0	0	1.000
Career	73	35	0.210	138	24	29	6	0	0	9	35	0.254	11	3	33	0.283	0	4	2	6	44	2	3	0.939
OWEN BISHOP	G	GS	AVG	AB	R	H	2B	3B	HR	RBI	TB	SLG	BB	HP	SO	OBP	SF	SH	SB	SBA	PO	A	E	FLD
2021	7	5	0.125	16	1	2	0	0	0	2	2	0.125	4	0	6	0.300	0	0	1	1	32	5	2	0.949
2022	4	3	0.333	12	2	4	2	0	0	4	6	0.500	0	0	2	0.333	0	0	0	1	17	3	1	0.952
Career	11	8	0.214	28	3	6	2	0	0	6	8	0.286	4	0	8	0.313	0	0	1	2	49	8	3	0.950
COLTON COX	G	GS	AVG	AB	R	H	2B	3B	HR	RBI	TB	SLG	BB	HP	SO	OBP	SF	SH	SB	SBA	PO	A	E	FLD
2019	27	6	0.138	29	3	4	2	0	0	2	6	0.207	4	0	17	0.242	0	3	0	0	23	0	1	0.958
2020	12	5	0.167	18	5	3	1	0	0	0	4	0.222	3	3	5	0.375	0	1	1	1	8	0	0	1.000
2021	19	5	0.150	20	4	3	0	0	0	1	3	0.150	4	1	15	0.320	0	0	1	2	17	1	0	1.000
2022	10	1	0.182	11	4	2	0	0	0	0	2	0.182	1	0	4	0.250	0	0	0	0	5	0	0	1.000
Career	68	17	0.154	78	16	12	3	0	0	3	15	0.192	12	4	41	0.298	0	4	2	3	53	1	1	0.982

SOUTH DAKOTA STATE ACTIVE CAREER BATTING

DEREK HACKMAN	G	GS	AVG	AB	R	H	2B	3B	HR	RBI	TB	SLG	BB	HP	SO	OBP	SF	SH	SB	SBA	PO	A	E	FLD
2018	38	24	0.241	54	10	13	2	0	0	5	15	0.278	19	1	22	0.446	0	1	0	0	135	25	0	1.000
2019	36	31	0.237	97	16	23	4	0	2	16	33	0.340	22	2	31	0.385	1	2	0	0	258	28	3	0.990
2020	16	12	0.214	42	6	9	1	0	1	4	13	0.310	13	1	14	0.411	0	1	1	1	91	10	2	0.981
2021	44	42	0.319	144	31	46	8	0	8	26	78	0.542	30	2	39	0.436	3	0	0	1	263	30	6	0.980
2022	18	18	0.357	56	13	20	5	0	1	14	28	0.500	13	5	16	0.500	2	0	0	1	71	7	3	0.963
Career	152	127	0.282	393	76	111	20	0	12	65	167	0.425	97	11	122	0.437	6	4	1	3	818	100	14	0.985

LUKE IRA	G	GS	AVG	AB	R	H	2B	3B	HR	RBI	TB	SLG	BB	HP	SO	OBP	SF	SH	SB	SBA	PO	A	E	FLD
2019	49	46	0.242	194	24	47	11	2	1	25	65	0.335	10	2	42	0.284	2	6	3	4	37	87	8	0.939
2020	17	17	0.242	66	7	16	4	1	1	9	25	0.379	6	0	24	0.301	1	1	0	4	40	24	3	0.955
2021	47	47	0.268	179	23	48	11	1	3	23	70	0.391	17	3	50	0.337	3	2	4	4	64	132	11	0.947
2022	18	18	0.293	75	13	22	4	0	4	11	38	0.507	2	1	24	0.313	2	0	1	1	27	46	8	0.901
Career	131	128	0.259	514	67	133	30	4	9	68	198	0.385	35	6	140	0.314	8	9	8	13	168	289	30	0.938

RYAN McDONALD	G	GS	AVG	AB	R	H	2B	3B	HR	RBI	TB	SLG	BB	HP	SO	OBP	SF	SH	SB	SBA	PO	A	E	FLD
2019	32	21	0.237	76	16	18	1	0	3	9	28	0.368	11	6	21	0.376	0	0	1	1	116	15	3	0.978
2020	16	15	0.213	47	8	10	3	0	1	10	16	0.340	17	2	10	0.439	0	0	1	1	38	6	0	1.000
2021	47	44	0.218	147	18	32	3	3	4	17	53	0.361	29	11	45	0.381	2	0	1	1	148	18	3	0.982
2022	15	14	0.314	51	10	16	3	1	3	13	30	0.588	7	1	9	0.407	0	0	1	1	60	13	2	0.973
Career	110	94	0.237	321	52	76	10	4	11	49	127	0.396	64	20	85	0.395	2	0	4	4	362	52	8	0.981

AVERY MELLMAN	G	GS	AVG	AB	R	H	2B	3B	HR	RBI	TB	SLG	BB	HP	SO	OBP	SF	SH	SB	SBA	PO	A	E	FLD
2021	32	29	0.193	83	9	16	6	0	1	13	25	0.301	14	5	37	0.337	2	2	1	2	50	64	5	0.958
2022	4	3	0.111	9	1	1	0	0	0	1	1	0.111	0	0	7	0.111	0	2	0	0	5	8	0	1.000
Career	36	32	0.185	92	10	17	6	0	1	14	26	0.283	14	5	44	0.324	2	4	1	2	55	72	5	0.962

JORDAN SAGEDAHL	G	GS	AVG	AB	R	H	2B	3B	HR	RBI	TB	SLG	BB	HP	SO	OBP	SF	SH	SB	SBA	PO	A	E	FLD
2021	41	27	0.167	84	10	14	1	0	1	10	18	0.214	9	7	35	0.294	2	1	0	0	21	35	12	0.824
2022	12	8	0.182	22	4	4	2	0	0	2	6	0.273	2	0	10	0.250	0	0	0	0	12	18	1	0.968
Career	53	35	0.170	106	14	18	3	0	1	12	24	0.226	11	7	45	0.290	2	1	0	0	33	53	13	0.869

CAREER PITCHING STATISTICS

JON BAKER	ERA	W	L	APP	GS	CG	SHO	SV	IP	H	R	ER	BB	SO	2B	3B	HR	AVG	WP	HP	BK	SFA	SHA
2020	0.00	0	0	1	0	0	0	0	1.00	1	1	0	2	0	1	0	0	0.500	0	0	0	1	0
2021	12.00	0	0	4	0	0	0	0	3.00	4	4	4	4	3	0	0	2	0.333	0	1	0	0	0
2022	20.25	0	0	3	0	0	0	0	2.67	3	6	6	4	0	0	0	1	0.300	0	1	0	0	0
Career	13.49	0	0	8	0	0	0	0	6.67	8	11	10	10	3	1	0	3		0	2	0	1	0

BRET BARNETT	ERA	W	L	APP	GS	CG	SHO	SV	IP	H	R	ER	BB	SO	2B	3B	HR	AVG	WP	HP	BK	SFA	SHA
2018	5.54	0	0	19	0	0	0	0	13.00	15	12	8	16	9	2	2	0	0.278	3	2	0	1	2
2019	1.31	5	1	20	0	0	0	7	34.33	16	5	5	14	47	1	0	1	0.138	7	0	0	0	2
2020	8.38	0	3	7	1	0	0	2	9.67	12	9	9	8	9	3	0	0	0.308	3	1	0	0	1
2021	7.03	1	2	13	1	0	0	2	24.33	30	23	19	14	36	9	0	2	0.300	6	4	0	1	0
2022	1.64	0	0	6	0	0	0	3	11.00	6	3	2	3	19	0	0	0	0.150	4	1	0	1	0
Career	4.19	6	6	65	2	0	0	14	92.33	79	52	43	55	120	15	2	3		23	8	0	3	5

DREW BEAZLEY	ERA	W	L	APP	GS	CG	SHO	SV	IP	H	R	ER	BB	SO	2B	3B	HR	AVG	WP	HP	BK	SFA	SHA
2019	6.91	1	0	12	0	0	0	3	14.33	11	11	11	9	10	2	0	3	0.216	3	1	0	2	1
2020	8.10	0	1	5	0	0	0	0	3.33	5	3	3	2	4	2	0	0	0.357	1	0	0	0	1
2021	2.16	4	2	12	7	0	0	0	33.34	30	13	8	14	28	8	0	0	0.254	2	3	0	1	5
2022	20.86	0	2	5	4	0	0	0	7.33	11	17	17	7	2	1	0	1	0.367	2	6	1	3	0
Career	6.02	5	5	34	11	0	0	3	58.33	57	44	39	32	44	13	0	4		8	10	1	6	7

OWEN BISHOP	ERA	W	L	APP	GS	CG	SHO	SV	IP	H	R	ER	BB	SO	2B	3B	HR	AVG	WP	HP	BK	SFA	SHA
2021	6.45	1	5	11	9	1	0	0	44.67	52	38	32	16	34	12	1	5	0.289	4	5	0	1	3
2022	3.24	1	2	3	3	0	0	0	16.66	10	7	6	5	17	2	2	0	0.169	0	1	0	3	0
Career	5.58	2	7	14	12	1	0	0	61.33	62	45	38	21	51	14	3	5		4	6	0	4	3

RYAN BOURASSA	ERA	W	L	APP	GS	CG	SHO	SV	IP	H	R	ER	BB	SO	2B	3B	HR	AVG	WP	HP	BK	SFA	SHA
2021	4.04	0	4	14	5	0	0	2	42.33	36	22	19	24	65	8	0	3	0.228	2	2	1	0	4
2022	2.76	0	2	5	0	0	0	1	16.34	9	9	5	12	20	2	0	1	0.167	3	2	3	0	4
Career	3.68	0	6	19	5	0	0	3	58.67	45	31	24	36	85	10	0	4		5	4	4	0	8

CAREER PITCHING STATISTICS

CODY CARLSON	ERA	W	L	APP	GS	CG	SHO	SV	IP	H	R	ER	BB	SO	2B	3B	HR	AVG	WP	HP	BK	SFA	SHA
2019	5.91	0	3	10	0	0	0	1	21.33	28	15	14	5	19	2	0	3	0.301	0	1	1	1	0
2020	0.00	0	0	1	0	0	0	0	2.00	1	0	0	0	2	0	0	0	0.143	0	0	0	0	0
2021	4.27	2	5	12	12	0	0	0	65.34	76	40	31	25	54	17	2	3	0.297	2	11	1	1	9
2022	3.96	3	2	5	5	0	0	0	25.00	21	15	11	9	10	3	0	2	0.226	0	5	1	0	4
Career	4.43	5	10	28	17	0	0	1	113.67	126	70	56	39	85	22	2	8		2	17	3	2	13

NIC McCAY	ERA	W	L	APP	GS	CG	SHO	SV	IP	H	R	ER	BB	SO	2B	3B	HR	AVG	WP	HP	BK	SFA	SHA
2019	4.08	6	1	14	14	2	1	0	79.33	69	39	36	30	83	11	0	10	0.229	5	5	0	2	1
2020 - DNP	0.00	0	0	0	0	0	0	0	0.00	0	0	0	0	0	0	0	0	0.000	0	0	0	0	0
2021-DNP	0.00	0	0	0	0	0	0	0	0.00	0	0	0	0	0	0	0	0	0.000	0	0	0	0	0
2022	6.26	0	2	5	5	0	0	0	23.00	29	21	16	11	21	5	1	1	0.293	1	6	1	2	1
Career	4.57	6	3	19	19	2	1	0	102.33	98	60	52	41	104	16	1	11		6	11	1	4	2

CLAY ODENBACH	ERA	W	L	APP	GS	CG	SHO	SV	IP	H	R	ER	BB	SO	2B	3B	HR	AVG	WP	HP	BK	SFA	SHA
2021	9.00	0	0	11	0	0	0	0	10.00	11	10	10	5	3	1	1	3	0.314	6	5	1	3	0
2022	0.00	0	0	0	0	0	0	0	0.00	0	0	0	0	0	0	0	0	0.000	0	0	0	0	0
Career	9.00	0	0	11	0	0	0	0	10	11	10	10	5	3	1	1	3		6	5	1	3	0

JORDAN SAGEDAHL	ERA	W	L	APP	GS	CG	SHO	SV	IP	H	R	ER	BB	SO	2B	3B	HR	AVG	WP	HP	BK	SFA	SHA
2021	0.00	0	0	1	0	0	0	0	1.00	0	0	0	2	0	0	0	0	0.000	0	0	0	0	0
2022	0.00	0	0	1	0	0	0	0	0.67	0	0	0	0	1	0	0	0	0.000	0	0	0	0	0
Career	0.00	0	0	2	0	0	0	0	1.67	0	0	0	2	1	0	0	0		0	0	0	0	0

LOGAN SMITH	ERA	W	L	APP	GS	CG	SHO	SV	IP	H	R	ER	BB	SO	2B	3B	HR	AVG	WP	HP	BK	SFA	SHA
2021	20.25	0	0	5	1	0	0	0	5.33	14	14	12	8	2	1	0	3	0.500	0	1	0	0	0
2022	0.00	0	0	0	0	0	0	0	0.00	0	0	0	0	0	0	0	0	0.000	0	0	0	0	0
Career	20.25	0	0	5	1	0	0	0	5.33	14	14	12	8	2	1	0	3		0	1	0	0	0

ELI SUNDQUIST	ERA	W	L	APP	GS	CG	SHO	SV	IP	H	R	ER	BB	SO	2B	3B	HR	AVG	WP	HP	BK	SFA	SHA
2020	6.59	3	1	8	2	0	0	0	13.67	18	10	10	10	19	2	0	1	0.321	2	2	1	0	0
2021	4.43	3	3	14	0	0	0	0	22.33	16	13	11	18	34	1	0	3	0.211	7	3	1	1	2
2022	0.00	0	0	0	0	0	0	0	0.00	0	0	0	0	0	0	0	0	0.000	0	0	0	0	0
Career	5.25	6	4	22	2	0	0	0	36	34	23	21	28	53	3	0	4		9	5	2	1	2