



# SOUTH DAKOTA STATE JACKRABBIT BASKETBALL GAME NOTES

SDSU Sports Information Office | 2820 Stanley J. Marshall Center | Brookings, SD 57007-1497  
Associate Athletic Director-Communications / Tyler Merriam | Tyler.Merriam@sdstate.edu | 605-280-7892

## SCHEDULE & RESULTS

Date	Opponent	Time/Result
Nov. 9	Bradley	W, 81-65
Nov. 12	at Alabama	L, 88-104
Nov. 14	at Stephen F. Austin	W, 83-71
Nov. 17	Montana State	W, 91-74
Nov. 18	Presentation	W, 99-62
Nov. 22	% Nevada	W, 102-75
Nov. 23	% Washington	L, 76-87
Nov. 24	% George Mason	W, 80-76
Nov. 30	Prairie View A&M	W, 99-90
Dec. 3	Minnesota Morris	W, 112-47
Dec. 8	at Idaho	L, 84-98
Dec. 11	# Washington State	W, 77-74
Dec. 15	at Missouri State	L, 63-75
Dec. 20	*Kansas City	W, 89-57
Dec. 22	*Oral Roberts	W, 82-76
Dec. 30	*at North Dakota State	W, 90-86
Jan. 8	*South Dakota	W, 84-65
Jan. 13	*at Omaha	W, 95-86
Jan. 15	*Denver	W, 80-62
Jan. 20	*at St. Thomas	W, 92-77
Jan. 22	*at Western Illinois	W, 93-75
Jan. 27	*North Dakota	W, 96-61
Jan. 29	*North Dakota State	W, 90-86
Jan. 31	*at North Dakota	W, 70-64
Feb. 5	*at South Dakota	W, 89-79
Feb. 10	*at Denver	W, 84-61
Feb. 12	*Omaha	W, 82-61
Feb. 17	*Western Illinois	W, 91-66
Feb. 19	*St. Thomas	W, 79-60
Feb. 24	*at Oral Roberts	7 p.m.
Feb. 26	*at Kansas City	7 p.m.
March 5-8	at Summit League Tournament	

\* - Summit League game

% - Crossover Classic in Sioux Falls, SD

# - Spokane, Wash.

All times Central

## SUMMIT LEAGUE STANDINGS (FEB. 18)

Team	Summit	Overall
<b>South Dakota State</b>	<b>16-0</b>	<b>25-4</b>
Oral Roberts	12-4	18-9
North Dakota State	12-5	20-9
Kansas City	11-5	18-10
South Dakota	10-6	17-10
Western Illinois	6-10	15-13
Denver	5-11	9-20
Omaha	4-12	5-22
St. Thomas	3-13	9-19
North Dakota	2-15	6-24

## SOUTH DAKOTA STATE at ORAL ROBERTS



**Head Coach**  
Eric Henderson  
School: 63-21 (3rd Year)  
Overall: Same

**STAT LEADERS**  
**Points Per Game**  
Baylor Scheierman (15.5)

**Rebounds Per Game**  
Baylor Scheierman (8.4)

**Assists Per Game**  
Baylor Scheierman (4.6)

**Steals Per Game**  
Baylor Scheierman (1.3)

**Blocks Per Game**  
Douglas Wilson (0.6)

### GAME INFO & COVERAGE

**When**..... Thursday, Feb. 24  
**Where**..... Tulsa, Okla.

**Radio**..... Jackrabbit Sports Network  
**Online**..... GoJacks.com/Watch  
**Mobile**..... Jackrabbit App  
**Talent**..... Tyler Merriam

**Live Video**..... ORU Sports Network  
**Online**..... ORUathletics.com/watch  
**Talent**.. Adam Hildebrandt & Josh Salim

**Live Stats**..... GoJacksLive.com

SDSU	ORU
25-4	Overall 18-9
16-0	League Record 12-4
14-0	Home 10-3
8-3	Away 8-6
3-1	Neutral 0-0
W16	Streak W1
68	NET 140
69	KenPom 144
NR	Coaches Poll NR
RV	AP Poll NR



**Head Coach**  
Paul Mills  
School: 75-76 (5th Year)  
Overall: Same

**STAT LEADERS**  
**Points Per Game**  
Max Abmas (22.6)

**Rebounds Per Game**  
Francis Lacia (6.6)

**Assists Per Game**  
Max Abmas (3.7)

**Steals Per Game**  
Max Abmas (1.0)

**Blocks Per Game**  
Deshang Weaver (1.2)

## KEY STORYLINES

- SDSU has won five consecutive Summit League regular season titles and eight of the last 10.
- South Dakota State's 16-0 start is the best in the 40-year history of the Summit League.
- SDSU has won 16 consecutive games, the longest active win streak in Division I.
- The Jacks are receiving votes in the AP Top 25 poll for the second consecutive week.
- SDSU's 25 wins are the second most in Division I to Murray State (26-2).
- The Jacks are averaging 86.6 points per game, the second best in Division I. SDSU has hit the 80-point mark in 14 league games and 24 total.
- The Jacks lead the nation in three-point shooting at 45.2 percent. SDSU's 9.7 triples per game is 18th in the country. State has made 10-plus 3-pointers in 15 games, hitting 17 or more on four separate occasions.
- SDSU has dished 20-plus assists in eight games.
- Overall, SDSU is shooting 52.7 percent, which ranks second to Gonzaga (52.9) in Division I.
- SDSU has made more free throws than its opponents have attempted. The Jacks are 429-of-564, while foes are 277-of-370. SDSU has outscored teams by 152 points at the line.
- SDSU is one of three D1 teams with an undefeated conference record (Murray State and Gonzaga).
- Baylor Scheierman is the only Division I player to lead his league in both rebounds and assists.
- The Jacks are one of three teams to lead their league in both scoring offense and scoring defense (Vermont and Norfolk State).
- The Jacks have won a non-conference road game in 14 consecutive seasons, including nine wins over Power 5 conference teams.
- SDSU has won 17 straight at Frost Arena, the third longest streak in the country, winning 72 of the last 74 at Frost. The Jacks are undefeated in 7 of the last 11 seasons at home.

## SOUTH DAKOTA STATE PROBABLE STARTERS



**Alex Ariens**

Pts 8.4  
Rebs 3.6  
Asts 2.3




**Baylor Scheierman**

Pts 15.3  
Rebs 8.4  
Asts 4.5



**Zeke Mayo**

Pts 9.9  
Rebs 3.0  
Asts 2.1



**Charlie Easley**

Pts 7.7  
Rebs 3.3  
Asts 1.3



**Douglas Wilson**

Pts 15.5  
Rebs 5.1  
Asts 1.5



# 2021-22 JACKRABBIT BASKETBALL GAME NOTES

## SDSU QUICK FACTS

### General Information

Name	South Dakota State University
City/State/Zip	Brookings, S.D. 57007
Founded	Feb. 21, 1881
Enrollment	11,465
Nickname	Jackrabbits
Colors	Yellow (PMS 109) & Blue (PMS 286)
Home Arena (Capacity)	Frost Arena (6,063)
Affiliation	NCAA Division I
Conference	The Summit League
School President	Barry H. Dunn
Athletic Director	Justin Sell
Senior Women's Admin	Kathy Heylens
Athletics Website	www.GoJacks.com
Athletics Department Phone	(605) 688-5625
University Website	www.sdstate.edu

### Program History

First Year of Men's Basketball	1903-04
All-Time Record	1,612-1,068-1
Summit League Championships	12
Summit League Tournament (Last)	5 (2017-18)
Summit League Regular Season (Last)	7 (2020-21)
NCAA Postseason Berths (Last)	29 (2017-18)
NCAA Division I Postseason Berths	6
Years	11-12, 12-13, 15-16, 16-17, 17-18
Record	0-5

### Team Information

2020-21 Overall Record	16-7
Conference Record/Finish	9-3 (1st)
Home Record	8-1
Away Record	4-2
Neutral Record	4-4
Starters Returning/Lost	5/0
Letterwinners Returning/Lost	10/2
Newcomers	3

## WE ARE THE SOUTH DAKOTA STATE JACKRABBITS

Please call us South Dakota State or SDSU.

Please do not call us San Diego State, SDST or SDS, and please, never call us South Dakota. What's the difference? Great Question. Calling us "South Dakota" is like calling Arizona State, "Arizona," or Ohio State, "Ohio."

Again, calling South Dakota State "San Diego State" is just not cool, so please don't do it.

Also, Jackrabbits is one word, not Jack Rabbits or JackRabbits. Our jackrabbit mascot is modeled after a real species of rabbit, not a rabbit named Jack. Technically speaking, a jackrabbit is a hare, but let's not get technical. Calling us the Jacks is an acceptable second reference.

## 2021-22 JACKRABBITS ROSTER

No.	Name	Pos	Ht	Wt	Yr	Hometown	Pronunciation
0	Jaylon Gentry	G	5-9	175	Jr.	Brown Deer, Wis.	Jay-lunn Jen-tree
1	Matt Mims	G	6-0	175	So.	Cedar Rapids, Iowa	Matt Mims
2	Zeke Mayo	G	6-3	179	Fr.	Lawrence, Kan.	Zeke May-oh
3	Baylor Scheierman	G	6-6	205	So.	Aurora, Neb.	Baylor Shy-err-man
10	David Wingett	G/F	6-7	210	So.	Winnebago, Neb.	David Win-jet
13	Luke Appel	F	6-8	240	Jr.	Marshalltown, Iowa	Luke Apple
15	Noah Freidel	G	6-4	200	So.	Tea, S.D.	No-uh Fry-dell
22	Aaron Fiegen	F	6-7	200	So.	Madison, S.D.	Aaron Fee-gun
30	Charlie Easley	G	6-2	185	So.	Lincoln, Neb.	Charlie Ease-lee
32	Matt Dentlinger	F	6-8	240	Jr.	Carroll, Iowa	Matt Dent-ling-urr
33	Broden Lien	F	6-8	235	Fr.	Flom, Minn.	Broh-den Lean
34	Alex Arians	G	6-4	200	Jr.	Madison, Wis.	Alex Air-ee-uhns
35	Douglas Wilson	F	6-7	220	Sr.	Des Moines, Iowa	Douglas Wilson

**Head Coach:** Eric Henderson - 3rd - Wayne State (Neb.), 2000

Eric Henderson

**Associate Head Coach:** Rob Klinkefus - 16th - Buena Vista, 2000

Rob Klink-eh-foos

**Assistant Coach:** Bryan Petersen - 3rd - Iowa State, 2009

Bryan Petersen

**Assistant Coach:** Khyle Marshall - 1st - Butler, 2014

Kyle Marshall

**Video Coordinator:** Reed Tellinghuisen - 4th - SDSU, 2018

Reed Tell-ing-hue-sen

**Graduate Assistant:** Billy Brown - 2nd - North Dakota, 2020

Billy Brown

**Director of Operations:** Tyler Glidden - 6th - Iowa State, 2010

Tyler Glidd-en

**Athletic Trainer:** Woodrow Dahl - 7th - SDSU, 2013

Wood-row Doll

**Strength & Conditioning:** Eric Adolph - 13th - Dakota Wesleyan, 2009

Eric A-dolf



## HEAD COACH ERIC HENDERSON

Alma Mater, Year ..... Wayne State (Neb.), 2000

Record as HC at SDSU ..... 63-21 (Third Season)

## HEAD COACH NOTES

- Named head coach of the Jackrabbits on March 27, 2019 after spending three years on the SDSU staff as an assistant
- 22nd head coach in Jackrabbit basketball history
- 2019-20 Summit League Coach of the Year
- Henderson's squads have won at least a share of the Summit League regular season title in each of his first two seasons at the helm of the program
- A Jackrabbit has earned All-League honors six times in two seasons under Henderson
- Henderson has a 37-1 record inside Frost Arena in his three seasons as head coach and the Jackrabbits are 77-4 at Frost Arena during his six seasons with the program
- SDSU has reached the postseason three times with Henderson on staff with two NCAA Tournament berths (2017, 2018) and an NIT appearance in 2019
- Lives in Brookings with his wife, Alicia, and their four children; sons Kooper, Kort and Kyler, and daughter McKinley

## HEAD COACHING RECORD

Season	School	Overall
2019-20	South Dakota State	22-10 (.688)
2020-21	South Dakota State	16-7 (.696)
2021-22	South Dakota State	25-4 (.862)
<b>Career</b>	<b>Third Season</b>	<b>63-21 (.750)</b>

## CAREER TIMELINE

Position	School	Year
Asst. Coach	Wayne State	2001-03
Head Coach	Wayne Community School GBB	2004-05
Grad. Manager	Iowa State	2006-08
Learning Specialist	Iowa State	2008-09
Coach/Principal/AD	Burlington Catholic Central HS	2009-14
Asst. Coach	North Dakota State	2014-16
Asst. Coach	South Dakota State	2016-18
Assoc. Head Coach	South Dakota State	2018-19
Head Coach	South Dakota State	2019-pres.



## 2021-22 JACKRABBIT BASKETBALL GAME NOTES

### HOME COURT ADVANTAGE

#### Records at Home Since 2011-12 (Last 10+)

Team	Conference	W-L	Pct
1. South Dakota St.	Summit	141-7	.953
2. Gonzaga	West Coast	170-9	.950
3. Kansas	Big 12	169-11	.939
4. Belmont	Ohio Valley	137-12	.919
5. Kentucky	SEC	171-17	.910
6. New Mexico St.	WAC	149-16	.903
7. Louisiana Tech	CUSA	155-19	.891
8. Stephen F. Austin	Southland	146-18	.890
9. Duke	ACC	159-20	.888
10. Arizona	Pac-12	162-22	.880

After Games Played on Feb. 22

#### Records at Home Since 2015-16 (Last 6+)

Team	Conference	W-L	Pct
1. South Dakota St.	Summit	90-4	.957
2. Gonzaga	West Coast	103-6	.945
3. Kansas	Big 12	105-8	.929
4. Belmont	Ohio Valley	86-8	.915
5. New Mexico St.	WAC	91-9	.910
6. Villanova	Big East	86-9	.905
7. Houston	AAC	102-11	.903
8. Purdue	Big Ten	100-11	.901
9. Oregon	Pac-12	103-13	.888
10. Kentucky	SEC	102-13	.887

After Games Played on Feb. 22

#### Multiple Undefeated Seasons at Home

##### In the Last 11 (2011-12 to 2021-22)

1. South Dakota St	7
2. Gonzaga	5
3. Kentucky	*4 (2 remain)
Stephen F Austin	4
4. Arizona	*3 (2 remain)
Duke	3
Kansas	3
North Carolina Central	3
Oregon	3
Prairie View	3
Southern Miss	3

Arizona, with two wins, would complete its third undefeated season at home in the last 11.

#### Home Streaks Since 2011-12

Every home loss and the ensuing win streak at Frost Arena since January of 2011

Date	Opponent	Score	Streak
Jan. 27, 2011	Kansas City	L, 63-58	Won 30
Nov. 14, 2013	Montana	L, 77-69	Won 7
Jan. 18, 2014	Omaha	L, 80-71	Won 0
Jan. 25, 2014	North Dakota St.	L, 85-77	Won 34
Dec. 28, 2016	North Dakota St.	L, 80-69	Won 1
Jan. 7, 2017	Omaha	L, 101-93	Won 26
Dec. 22, 2018	Montana	L, 84-75	Won 29
Feb. 5, 2021	South Dakota	L, 64-56	Won 16

### NATIONAL RECOGNITION

The Jackrabbits were receiving votes in this week's Associated Press Top 25 poll.

It's the second consecutive week, and third time ever, that SDSU has garnered votes in the poll.

### FROST ARENA DOMINANCE

South Dakota State has one of the best home court advantages in Division I men's basketball.

Since the beginning of the 2015-16 season, the Jacks are 90-4 in Frost Arena, a .957 winning percentage. No team in the nation has been as successful as SDSU during that span.

Dating back to the 2011-12 campaign, SDSU has won 95.3 percent of its games at home, with only Gonzaga (94.9) and Kansas (93.9) over 92 percent.

SDSU has been perfect at home in seven of the last 11 seasons. In that span, no other program has had more than four unbeaten seasons at home.

SDSU has won 17 consecutive games at Frost, the third longest active home court win streak in the country.

### YOU MAKE LOTS OF GOOD POINTS

The Jackrabbits have scored 90 points in 11 games this season, which is tied for most in the nation.

SDSU is undefeated when it reaches the 90-point mark.

#### HIGHEST SCORING TEAMS

1. South Dakota State	11
Gonzaga	11
2. Arizona	10
3. Purdue	9
4. Belmont	8
Iowa	8

\*\*

#### 3-POINT SHOOTING

South Dakota State leads the nation, making 45.2 percent of its 3-pointers. The Jacks have made at least nine three-pointers in 19 games this season, including 10 or more in 15 contests.

Three Jacks are shooting over 50 percent for the season - Alex Arians (52.3), Matt Mims (50.7) and Charlie Easley (50.0).

#### 3-POINT SHOOTING

	MADE	ATT	PCT
1. South Dakota State	282	624	45.2
2. Purdue	261	648	40.3
3. Jacksonville State	263	654	40.2
4. Liberty	315	786	40.1
5. Virginia Tech	243	608	40.0

#### 3-POINT SHOOTING, PART II

South Dakota State is on a blistering pace from above the arc.

The three-point shot debuted in 1987 in NCAA

basketball. The top 25 percentages in Division I history all occurred in the first six seasons. In fact, 23 of the 25 happened in 1987, 1988 or 1989.

Indiana's 1994 team shot 45.4 percent, which is tied for the 25th best in Division I annals. No team has shot better than 44.7 percent since.

SDSU is currently shooting 45.2 percent, which would be the 27th best in Division I history and the best in the last 28 seasons.

3-POINT PCT SINCE 1994-95	MADE	ATT	PCT
1. South Dakota State (2021-22)	282	624	45.2
2. UC Davis (2014-15)	274	613	44.7
3. Northern Arizona (1998-99)	243	546	44.5
4. Northern Colorado (2011-12)	199	448	44.4
5. Colorado State (1999-00)	255	579	44.0
6. Illinois State (2002-03)	188	427	44.0
7. Michigan State (2015-16)	321	739	43.4
8. William & Mary (2017-18)	337	777	43.4
9. Akron (2000-01)	189	436	43.3
10. Indiana (2011-12)	229	531	43.1

### 3-POINT SHOOTING, PART III

Over the last decade, no team in Division I has shot it from deep as well as South Dakota State.

3-POINTERS SINCE 2016-17	MADE	ATT	PCT
1. South Dakota State	1715	4357	39.4
2. Marquette	1752	4516	38.8
3. Lehigh	1322	3435	38.5
4. Wofford	1907	4966	38.4
5. Virginia Tech	1629	4267	38.2

3-POINTERS SINCE 2011-12	MADE	ATT	PCT
1. South Dakota State	3013	7831	38.5
2. Creighton	3239	8506	38.1
3. Weber State	2727	7177	38.0
4. Gonzaga	2778	7341	37.8
5. Michigan State	2773	7354	37.7

### SCORING FROM HERE, THERE, EVERYWHERE

SDSU is the only team in the country shooting 50 percent from the field, 45 percent from deep and 75 percent at the free throw line.

If you wish to use round, even numbers, the Jacks are one of two Division I programs that can claim membership in the 50-40-70 shooting club.

50-40-70 CLUB MEMBERS	FG%	3PT%	FT%
1. South Dakota State	52.7	45.2	76.1
2. Purdue	50.2	40.3	71.0

### SDSU AT THE FREE THROW LINE

South Dakota State not only visits the free throw line frequently, but it keeps the opposition off of the charity stripe as well.

The Jacks have made 429 free throws, the 12th most in Division I. Meanwhile, opponents have shot only 370 free throws.

In totality, SDSU has outscored its foes by 152 points at the line (429-277), the sixth best margin in





# 2021-22 JACKRABBIT BASKETBALL GAME NOTES

## AP TOP 25 POLL (FEB. 21)

	Team (1st)	W-L	Pts	Prev
1	Gonzaga (61)	23-2	1,525	1
2	Arizona	24-2	1,461	3
3	Auburn	24-3	1,313	2
4	Purdue	24-4	1,299	5
5	Kansas	22-4	1,297	6
6	Kentucky	22-5	1,248	4
7	Duke	23-4	1,146	9
8	Villanova	21-6	1,071	10
9	Texas Tech	21-6	1,066	11
10	Baylor	22-5	984	7
11	Providence	22-3	910	8
12	UCLA	19-5	802	13
13	Wisconsin	21-5	735	15
14	Houston	22-4	734	14
15	Illinois	19-7	666	12
16	USC	23-4	586	17
17	Tennessee	19-7	580	16
18	Arkansas	21-6	502	23
19	Murray State	26-2	371	21
20	Texas	19-8	349	20
21	UConn	19-7	340	24
22	Ohio State	16-7	320	18
23	Saint Mary's	22-6	148	NR
24	Alabama	17-10	63	25
25	Iowa	18-8	59	NR

**RV:** Michigan State 58, Rutgers 35, Wyoming 24, Boise State 22, Davidson 19, San Diego State 14, **South Dakota State 13**, LSU 13, Marquette 12, Wake Forest 11, Colorado State 10, Belmont 5, Notre Dame 4, SMU 3, Xavier 2, North Texas 2, Creighton 1, Vermont 1, Wagner 1

## USA TODAY COACHES POLL (FEB. 21)

	Team	Record	Pts	1st	Prev
1	Gonzaga	23-2	800	32	1
2	Arizona	24-2	757	0	4
3	Kentucky	22-5	682	0	3
4	Auburn	24-3	669	0	2
5	Kansas	22-4	658	0	6
6	Duke	23-4	652	0	5
7	Purdue	24-4	643	0	7
8	Villanova	21-6	546	0	10
9	Texas Tech	21-6	534	0	11
10	Providence	22-3	511	0	9
11	Baylor	22-5	509	0	8
12	Wisconsin	21-5	434	0	16
13	UCLA	19-5	394	0	14
14	Illinois	19-7	375	0	12
15	Houston	22-4	333	0	15
16	Southern California	23-4	325	0	17
17	Tennessee	19-7	311	0	13
18	Arkansas	21-6	211	0	24
19	Ohio St.	16-7	179	0	18
20	Connecticut	19-7	170	0	24
21	Murray St.	26-2	163	0	21
22	Texas	19-8	151	0	20
23	Saint Mary's	22-6	75	0	NR
24	Michigan St	18-8	72	0	19
25	Alabama	17-10	46	0	NR

**RV:** Wyoming 34; Marquette 31; Wake Forest 26; Iowa 19; Rutgers 17; Notre Dame 17; Creighton 12; Boise St. 12; Colorado St. 11; Southern Methodist 5; San Diego St. 4; Davidson 4; Miami-Florida 3; Seton Hall 2; North Texas 2; San Francisco 1.

the country.

Five times this season, SDSU has shot over 90 percent from the line in a game.

FREE THROW ADVANTAGE	FT Made	Opp Made	Diff
1. Oakland	441	249	+192
2. Western Kentucky	373	207	+166
3. Weber State	445	290	+155
4. Portland	464	311	+153
Wyoming	402	249	+153
6. <b>South Dakota State</b>	<b>429</b>	<b>277</b>	<b>+152</b>
Purdue	417	265	+152
8. Providence	399	252	+147
Arizona	398	251	+147
10. Georgia	443	303	+140

## SUMMIT LEAGUE STARTS

SDSU's win over Western Illinois last Thursday didn't just clinch the regular season title, it was also a record setting victory.

No team in Summit League history as won as many games in a row to start conference play.

## BEST STARTS IN SUMMIT LEAGUE PLAY

	START
1. <b>South Dakota State (2021-22)</b>	<b>16-0</b>
2. Cleveland State (1992-93)	14-0
3. Oral Roberts (2007-08)	13-0

## SUMMIT LEAGUE FINISHES

Never has a men's basketball team finished Summit League play undefeated.

While no team has run the gauntlet successfully, eight teams have finished the conference slate with only one loss, most recently SDSU in 2017-18.

## ONE LOSS SEASONS IN SUMMIT LEAGUE PLAY

Oakland (2009-10)	17-1
Oakland (2010-11)	17-1
Oral Roberts (2011-12)	17-1
Cleveland State (1992-93)	15-1
Cleveland State (1984-85)	13-1
Missouri State (1986-87)	13-1
<b>South Dakota State (2017-18)</b>	<b>13-1</b>
Missouri State (1989-90)	11-1

## OFFENSIVE SUMMIT LEAGUE HISTORY

The Jackrabbits feature one of the most productive offenses in the 40 year history of the Summit League.

SDSU is averaging 86.6 points per game, which would not only rank fifth in conference history, but would be the highest in 26 seasons.

Additionally, the Jacks are shooting 52.7 percent overall, which would be third all-time in the league.

SDSU's 45.2 percent success rate from 3-point range would be third, behind Green Bay teams from 1991 and 1992.

No team in league history has done what SDSU is on pace to accomplish - shoot 50 percent overall and 45 percent from deep while scoring over 85 points

per game.

SUMMIT POINTS PER GAME	SEASON	AVG
1. Troy	1995-96	94.4
2. Troy	1994-95	91.4
3. Wright State	1992-93	89.1
4. Cleveland State	1985-86	88.9
5. <b>South Dakota State</b>	<b>2021-22</b>	<b>86.6</b>
6. Purdue Fort Wayne	2016-17	86.1

SUMMIT FIELD GOAL PCT	SEASON	PCT
1. Missouri State	1984-85	53.0
2. Eastern Illinois	1984-85	52.8
3. <b>South Dakota State</b>	<b>2021-22</b>	<b>52.7</b>
Missouri State	1983-84	52.7
5. Cleveland State	1985-86	52.3
6. Missouri State	1988-89	52.0

SUMMIT 3-POINT PCT	SEASON	PCT
1. Green Bay	1991-92	46.7
2. Green Bay	1990-91	46.4
3. <b>South Dakota State</b>	<b>2021-22</b>	<b>45.2</b>
4. Green Bay	1987-88	45.1
5. Green Bay	1988-89	44.8
6. Green Bay	1989-90	43.8

## YOU GET A 3! AND YOU GET A 3!

SDSU's accuracy from deep isn't just one guy. It is a true team effort.

Nine times a Jackrabbit has made five or more triples in a game. Six different Jacks have turned the trick.

In fact, in the last three games, three different Jacks have made five long range daggers - Matt Mims at Denver, Zeke Mayo vs. Omaha and then Charlie Easley on Saturday.

## GAMES WITH 5+ THREE POINTERS MADE THIS YEAR

Noah Freidel	5 for 12	at Stephen F. Austin (11.14.21)
Noah Freidel	5 for 10	vs. Nevada (11.22.21)
Noah Freidel	5 for 12	Prairie View (11.30.21)
Zeke Mayo	5 for 6	South Dakota (1.8.22)
Baylor Scheierman	6 for 6	at Omaha (1.13.22)
Alex Arians	5 for 8	Denver (1.15.22)
Matt Mims	5 for 7	at Denver (2.10.22)
Zeke Mayo	5 for 8	Omaha (2.12.22)
Charlie Easley	5 for 7	Western Illinois (2.17.22)

## SUMMIT LEAGUE DEFENSE

SDSU leads the Summit League in points allowed, limiting teams to just 69.5 points per game.

The Jacks have held 14 of their first 16 league opponents below 80 points per game.

Eight times, teams have been held below 40 percent shooting by the Jackrabbit defense.

Only five times in the league has a team shot better than 35 percent from deep.

## WILSON AT THE LINE

Douglas Wilson is no stranger to the free throw line. He is currently 20th in the nation in attempts (164)



## 2021-22 JACKRABBIT BASKETBALL GAME NOTES

and 42nd in makes (114).

According to KenPom.com's analytics, Wilson draws 7.5 fouls per 40 minutes, the third most in Division I.

He has visited the line 10 times in a game on three occasions this season.

Eleven times in his career he has shot 10 or more free throws in a game.

### KENPOM.COM FOULS DRAWN PER 40 MINUTES

1. Graham Ike	Wyoming	8.1
2. Scotty Pippen	Vanderbilt	7.6
3. <b>Douglas Wilson</b>	<b>South Dakota State</b>	<b>7.6</b>
4. Kofi Cockburn	Illinois	7.6
5. Daniel Akin	Cal Baptist	7.4

### OFFENSIVE SDSU HISTORY

This season is likely to go down as one of the best in school history, statistically speaking. See below...

#### POINTS PER GAME

1. 2001-02	90.2
2. 1968-69	89.2
3. 1995-96	88.6
4. 1997-98	87.8
5. 1967-68	87.7
6. 1996-97	87.4
7. <b>2021-22</b>	<b>86.6</b>
8. 2000-01	86.5
9. 2003-04	86.5
10. 1963-64	85.6

#### WINS

1. 2017-18	28-7
2. 2003-04	27-7
2011-12	27-8
3. 1997-98	26-3
1984-85	26-7
2015-16	26-8
4. <b>2021-22</b>	<b>25-4</b>
1996-97	25-5
1991-92	25-8
2012-13	25-10

#### 3-POINTERS MADE

1. 2017-18	374
2. 2018-19	327
3. 2016-17	318
4. 2011-12	284
5. <b>2021-22</b>	<b>282</b>
6. 2014-15	280
7. 2010-11	276
8. 2012-13	270
9. 2015-16	255
10. 2003-04	249

#### 3-POINT PCT

1. <b>2021-22</b>	<b>45.2</b>
2. 1986-87	42.7
3. 1997-98	41.7
4. 2010-11	41.1
5. 2018-19	40.8
6. 1995-96	40.8
7. 2017-18	40.3
8. 1987-88	39.4
9. 2011-12	39.0
10. 2012-13	38.9

#### FIELD GOAL PCT

1. 1979-80	53.3
2. <b>2021-22</b>	<b>52.7</b>
3. 1980-81	52.3
4. 1995-96	51.8
5. 1968-69	51.2
6. 1983-84	51.1
7. 1996-97	50.6
8. 1996-97	50.1
9. 2001-02	49.9
10. 1977-78	49.6

#### FREE THROW PCT

1. 2018-19	77.8
2. 2016-17	77.1
3. 2012-13	76.2
4. 2017-18	76.2
5. <b>2021-22</b>	<b>76.1</b>
6. 2013-14	75.6
7. 1976-77	75.2
8. 1967-68	75.1
9. 1991-92	74.9
10. 2009-10	74.5

### SDSU AGAINST THE POWER 5

South Dakota State recorded its ninth Power 5 victory since 2008-09, defeating Washington State 77-74 on Dec. 11 on a neutral court in Spokane, Wash.

SDSU is 2-0 against both Iowa State and Iowa in that span and also has victories against Ole Miss, TCU, Minnesota and Washington.

### SHOOTING HOT HOT HOT

The Jacks have shot over 60 percent in five games this season, highlighted by a 63.8 percent performance at St. Thomas last month.

SDSU has eclipsed 58 percent on nine occasions.

BEST FG SHOOTING GAMES	MADE	ATT	PCT
01.20.2022 at St. Thomas	30	47	63.8
<b>02.18.2022 Western Illinois</b>	<b>33</b>	<b>52</b>	<b>63.5</b>
01.22.2022 at Western Illinois	31	51	60.8
12.30.2021 at North Dakota State	35	58	60.3
02.05.2022 at South Dakota	30	50	60.0
11.17.2021 Montana State	36	61	59.0
11.22.2021 vs. Nevada	37	63	58.7
12.03.2021 Minnesota-Morris	45	77	58.4
02.10.2022 at Denver	32	55	58.2

### OFFENSE + DEFENSE = WINS

South Dakota State's success can be attributed to its abilities on both the offensive and defensive ends.

The Jackrabbits lead the Summit League in both scoring offense and scoring defense.

SDSU is one of three programs that leads its conference in scoring on both ends, along with Vermont (America East) and Norfolk State (MEAC).

TEAM	LEAGUE	OFFENSE	DEFENSE
Norfolk State	MEAC	77.3	66.7
<b>South Dakota State</b>	<b>Summit</b>	<b>86.0</b>	<b>69.5</b>
Vermont	America East	81.4	63.9

### 1,000 POINT CLUB

Douglas Wilson joined the 1,000-point club at South Dakota State earlier this year. He's currently 18th in school history with 1,292 points.

Two other Jackrabbits are on the verge of joining the 49-man group that has racked up 1,000 points.

Baylor Scheierman has 996 points while Alex Arians sits at 976.

### SCHEIERMAN DOES IT ALL

Baylor Scheierman is the only player in Division I men's basketball to lead his conference in both rebounds and assists.

In the process, he has turned into a double-double machine for the Yellow and Blue.

The Aurora, Neb., native has tallied 11 double-doubles this season. Following the 13 he posted during the 2020-21 campaign, he now has 24 for his career. That's the second most by a Jackrabbit in the Division I era.

Scheierman ranks seventh in the nation in defensive rebounds per game, averaging 8.0 on the year. Of his 245 total rebounds, 233 of them have come at the defensive end of the floor.

He's scored in double figures 25 times in 29 games,

tallying at least 18 points on 12 occasions.

Scheierman has recorded at least five assists in 16 different games.

He's made multiple three-pointers 20 times and is shooting 46.7 percent from long range.

In Summit League play, he has been exceptional. Scheierman is averaging 17.3 points, 8.2 rebounds, 5.2 assists and 1.3 steals in conference play, shooting 56.4 percent overall, 49.3 percent from deep and 81.3 percent at the foul line.

Last year, the do-it-all guard became one of seven players in the country since 1992-93 to average at least 15.0 points, 9.2 rebounds and 3.9 assists per game in a season.

Scheierman finished the 2020-21 season with 13 double-doubles, the 11th-most in the nation, and ranked third nationally while leading the league in defensive rebounds per game (8.65).

Four times the Summit League Player of the Week, he's won three of those honors this season.

### JACKRABBIT CAREER DOUBLE-DOUBLES IN DIVISION I

1. Mike Daum	54	2015-19
2. <b>Baylor Scheierman</b>	<b>24</b>	<b>2019-pr.</b>
3. Jordan Dykstra	20	2010-14
4. Kai Williams	17	2006-10
5. Cody Larson	15	2013-15

### BALANCED OFFENSE

The Jackrabbit offense is not a solo act - it truly is a full orchestra on display each game.

All eight players in SDSU's rotation are averaging at least 6.3 points per game in Summit League play, and all eight are shooting at least 48 percent - with four shooting over 54 percent.

Going back to November, 10 different players have scored in double figures, and seven Jackrabbits have hit the 20-point mark in a game.

### MAYO PICKING UP STEAM

Freshman guard Zeke Mayo has become an integral part of SDSU's success, especially since moving into a starting role during Summit League play.

He's scored in double figures 16 times in 29 games, including 10 of 16 in the conference.

He is shooting 49.2 percent in league play, making 30-of-70 from 3-point range.

Overall, Mayo is 35-for-37 at the free throw line and has made multiple 3-pointers 14 times.

He set a career high with five triples in the Jan. 8 win over South Dakota, then matched that total in the Feb. 12 defeat of Omaha.



## ACCURATE ARIANS

The veteran presence of Alex Arians has proven vital over the past few weeks. He's shooting 49.1 percent overall, an 52.3 percent from deep, and 88.6 percent at the charity stripe.

He has made 16 consecutive free throws - his last miss at the stripe coming at Omaha on Jan. 13.

This is his second longest string of success at the stripe. He made 29 in a row last year.

## EASLEY DOES IT

Charlie Easley has proven to be a key contributor, regardless of the exact role he is asked to play.

The Nebraska transfer became a regular starter in Summit League play and has responded.

First and foremost, he's earned the reputation as a solid on-the-ball defender, recording 10 steals over the last seven games.

Offensively, he's shooting 50.0 percent from long range (40-of-80).

He scored 31 points in last week's two-game homestand, scoring a career high 19 vs. Western Illinois Thursday and 12 vs. St. Thomas Saturday.

## APPEL EFFICIENT ON OFFENSE

Luke Appel continues to provide a solid spark off the bench.

The backup post is shooting 58.8 percent and has been red hot in February, making 17-of-25 shots in the last five games.

He has scored in double figures 13 times, nine of those coming against Summit League competition.

Appel turned in a career high of 20 points, hitting on 9-of-10 shots in the Dec. 30 win at North Dakota State.

## DENTLINGER MAKES AN IMPACT

Matt Dentlinger had made 69 consecutive starts before coach Eric Henderson switched things up, having him come off the bench in Summit League play.

The second team all-conference honoree of two years ago has been undeterred, scoring at a virtual identical pace.

He shot 62.8 percent in 2019-20 and 63.7 percent last year. This year he's shooting 64.5 percent, making 69-of-107.

When Douglas Wilson was injured and Luke Appel encountered foul trouble at Omaha (Jan. 13), Dentlinger rose to the occasion. He scored a career high 25 points, making 11-of-13, while grabbing nine rebounds.

## MIMS RISING UP

Reserve guard Matt Mims is not afraid to take the big shot.

He's hit on 35-of-69 from beyond the arc, shooting 50.7 percent from long range.

He went 4-for-4 at the line in the final two minutes - his first free throws of the year - to help the Jacks fight off North Dakota State in Fargo (Dec. 30).

Five times in league play he has scored double figures, highlighted by a career-best effort of 15 points at Denver (Feb. 20) in which he connected on 5-of-7 from deep.

## A DISTRIBUTION PLAN

In SDSU's first 17 seasons of Division I men's basketball, the Jackrabbits accumulated 24 assists in a game twice.

This season, they've done it four times. In fact, the Jacks have dished out 20 or more assists in ten different games.

## MOST ASSISTS AS A TEAM THIS YEAR

12.03.2021	Minnesota-Morris	28
11.18.2021	Presentation	26
11.22.2021	vs. Nevada	25
01.13.2022	at Omaha	24
12.08.2021	at Idaho	23
02.10.2022	at Denver	23
01.22.2022	at Western Illinois	22
11.30.2021	Prairie View A&M	21
12.30.2021	North Dakota State	21
02.17.2022	Western Illinois	20

## WILSON NAMED TO LOU HENSON AWARD WATCH LIST

Douglas Wilson was named to the 2021-22 Lou Henson National Player of the Year award mid-season watch list, signifying the top mid-major player in Division I. Wilson was one of two players from the Summit League recognized on the list.

## STREAKING JACKRABBITS

SDSU has won 16 consecutive games, the longest active streak in Division I men's basketball.

It is the longest streak in the program's Division I tenure, and is the fourth best in school history.

## D1 & D2 STREAKS

1.	1997-98	20
2.	1956-57	18
3.	2003-04	17
4.	2021-22	16

## STREAKS IN D1 ONLY

1.	2021-22	16
2.	2017-18	11
3.	2018-19	9
4.	5 streaks of 8	

## HOME SWEET HOME

SDSU enjoys one of the best home court advantages around.

The Jackrabbits have won 17 in a row and 72 of the last 74 games in Frost Arena.

## SERIES HISTORY

- 30th Meeting (SDSU leads 18-11)
- SDSU is 6-7 all-time in the Mabee Center
- The Jacks won 82-76 in Brookings Dec. 22, breaking a late tie with a 10-0 run to pull away.

## LAST TIME OUT

### Feb. 19 - SDSU 79, ST. THOMAS 60 in Brookings

- St. Thomas led 20-10 with 13:46 left in 1st half
- The Jacks responded with a 22-2 run, holding St. Thomas scoreless on 16 of its next 17 possessions
- Baylor Scheierman recorded his 24 career double-double (23 points, 11 rebounds, 7 assists)
- Douglas Wilson posted 16 points and 8 rebounds in his Frost Arena finale
- SDSU held St. Thomas to 30.9 percent shooting
- The Jacks shot 15-of-17 at the free-throw line

Since opening in February of 1973, SDSU has compiled six strings of 20 or more consecutive wins - and four of those runs have come in Division I.

## LONGEST HOME WIN STREAKS IN SCHOOL HISTORY

1.	2014-16	34
2.	2011-13	30
3.	2018-21	29
4.	2003-05	27
5.	2017-18	26
6.	1997-98	22
7.	1983-84	19
8.	2001-02	18
	1984-85	18
	1991-92	18
9.	2021-22	17
10.	1988-89	14

## RUN OF SUCCESS

South Dakota State has played in eight of the last nine postseasons, excluding 2019-20 when the COVID-19 pandemic caused the cancelation of all postseason tournaments. The Jacks have been to five NCAA Tournaments, a pair of National Invitation Tournaments and one trip to the College Basketball Invitational.

SDSU has won five Summit League Tournaments since 2011-12 and at least a share of seven of the last nine regular season crowns, including four straight.

The Jackrabbits have won 20 or more games in four of the last five seasons.

## DENTLINGER EARNS ACADEMIC HONOR

Matt Dentlinger earned his third career selection to the Academic All-District 6 Men's Basketball Team as selected by the College Sports Information Directors of America.

He'll advance to the national ballot for Academic All-America consideration next month.

He was chosen as a third-team Academic All-American during the 2020-21 season.



## 2021-22 JACKRABBIT BASKETBALL GAME NOTES

### ACTIVE OVERALL WIN STREAKS

1.	Gonzaga	West Coast	16
	Murray State	Ohio Valley	16
	<b>South Dakota State</b>	<b>Summit</b>	<b>16</b>
2.	North Texas	Conference USA	12
3.	Belmont	Ohio Valley	10
	Colgate	Patriot	10
4.	Kent State	MAC	9
5.	Arizona	Pac-12	8

### ACTIVE CONFERENCE WIN STREAKS

1.	Gonzaga	West Coast	33
2.	Murray State	Ohio Valley	16
	<b>South Dakota State</b>	<b>Summit</b>	<b>16</b>
3.	North Texas	Conference USA	12
4.	Belmont	Ohio Valley	10
	Colgate	Patriot	10
5.	Kent State	MAC	9

### ACTIVE HOME COURT WIN STREAKS

1.	Gonzaga	West Coast	67
2.	Texas Tech	Big 12	20
3.	Arizona	Pac-12	17
	Kentucky	SEC	17
	Saint Mary's	West Coast	17
	<b>South Dakota State</b>	<b>Summit</b>	<b>17</b>
4.	Auburn	SEC	16
5.	Middle Tennessee	Conference USA	14
	Murray State	Ohio Valley	15
	SMU	AAC	15
	Tennessee	SEC	15

### ACTIVE ROAD WIN STREAKS

1.	Gonzaga	West Coast	11
2.	Murray State	Ohio Valley	8
	North Texas	Conference USA	8
3.	<b>South Dakota State</b>	<b>Summit</b>	<b>7</b>
	Wagner	Northeast	7
4.	Bellarmine	Atlantic Sun	5
	Belmont	Ohio Valley	5
	Duke	ACC	5
	Georgia State	Sun Belt	5
	Texas Southern	SWAC	5
5.	9 others		4

### MOST OVERALL WINS THIS SEASON

1.	Murray State	Ohio Valley	26-2
2.	<b>South Dakota State</b>	<b>Summit</b>	<b>25-4</b>
3.	Arizona	Pac-12	24-2
	Auburn	SEC	24-3
	Belmont	Ohio Valley	24-5
4.	Gonzaga	West Coast	23-2
	Duke	ACC	23-4
	Kansas	Big 12	23-4
	New Mexico State	WAC	23-4
	Southern California	Pac-12	23-4
	Ohio	MAC	23-5
	Baylor	Big 12	23-5

### MOST CONFERENCE WINS THIS SEASON

1.	Murray State	Ohio Valley	16-0
	<b>South Dakota State</b>	<b>Summit</b>	<b>16-0</b>
2.	Cleveland State	Horizon	15-4
3.	Arizona	Pac-12	14-1
	Vermont	America East	14-1
	Belmont	Ohio Valley	14-2
	Colgate	Ivy	14-2
	Iona	MAAC	14-2
	Ohio	MAC	14-3
	Toledo	MAC	14-3

### MOST ROAD WINS THIS SEASON

1.	Navy	Patriot	11-3
	Chattanooga	Southern	11-4
2.	Murray State	Ohio Valley	10-1
	Belmont	Ohio Valley	10-3
	Towson	CAA	10-4
	Monmouth	MAAC	10-5
3.	New Mexico State	WAC	9-2
	Wagner	Northeast	9-2
	Jacksonville State	Atlantic Sun	9-5
	Montana State	Big Sky	9-5

### FIELD GOAL PERCENTAGE

1.	Gonzaga	West Coast	52.9
2.	<b>South Dakota State</b>	<b>Summit</b>	<b>52.7</b>
3.	Purdue	Big Ten	50.2
4.	Kansas	Big 12	49.8
5.	Vermont	America East	49.7
6.	Belmont	Ohio Valley	49.5
7.	UC Santa Barbara	Big West	49.1
8.	Arizona	Pac-12	49.1
9.	Colorado State	Mountain West	49.0
10.	Kentucky	SEC	48.7

### SCORING OFFENSE

1.	Gonzaga	West Coast	89.5
2.	<b>South Dakota State</b>	<b>Summit</b>	<b>86.6</b>
3.	Arizona	Pac-12	84.8
4.	Iowa	Big Ten	83.6
5.	Oral Roberts	Summit	83.0
6.	Purdue	Big Ten	82.2
7.	Bowling Green	MAC	81.6
8.	Buffalo	MAC	81.6
9.	Kentucky	SEC	80.9
10.	Princeton	Ivy	80.6

### THREE POINT FIELD GOAL PERCENTAGE

1.	<b>South Dakota State</b>	<b>Summit</b>	<b>45.2</b>
2.	Purdue	Big Ten	40.3
3.	Jacksonville State	Atlantic Sun	40.2
4.	Liberty	Atlantic Sun	40.1
5.	Virginia Tech	ACC	40.0
6.	Colgate	Patriot	39.2
7.	Massachusetts	Atlantic 10	39.1
8.	Davidson	Atlantic 10	39.1
9.	VMI	Southern	38.8
10.	Furman	Southern	38.4





## COLLEGE INSIDER.COM MID MAJOR POLL (FEB. 21)

Team	Record	Pts	Prev
1 Gonzaga (31)	23-2	775	1
2 Murray State	26-2	741	2
3 Saint Mary's	22-6	674	7
4 South Dakota State	25-4	642	3
5 Loyola Chicago	20-6	604	5
6 Iona	22-5	603	10
7 Toledo	21-6	557	4
8 Belmont	24-5	553	12
9 New Mexico State	22-4	502	13
10 Chattanooga	22-7	490	6
11 Vermont	22-5	481	8
12 San Francisco	21-7	451	11
13 Wagner	19-3	392	16
14 Towson	21-7	390	20
15 Kent State	17-9	281	NR
16 BYU	19-9	272	14
17 Ohio	22-5	237	9
18 Cleveland State	19-7	234	15
19 Montana State	21-6	221	17
20 Longwood	21-6	156	25
21 Northern Iowa	16-10	113	NR
22 Drake	19-9	99	21
23 Seattle	21-6	80	NR
24 UNCW	19-8	76	23
25 Texas State	19-6	68	NR

RV: Princeton 61, Santa Clara 55, Norfolk State 46, Hofstra 35, Missouri State 27, Furman 24, Liberty 22, Morehead State 21, Colgate 18, Oakland 17, Jacksonville State 14, Bradley 12, Winthrop 12, Buffalo 8, Sam Houston 6, Weber State 6, Grand Canyon 5, Jacksonville 4, Long Beach State 4, Purdue Fort Wayne 3, Utah Valley 3, Oral Roberts 4, Boston University 2, Kansas City 2, Samford 2, Stephen F. Austin 1, VMI 1.

## JACKRABBIT SPORTS NETWORK

Originating from flagship station 570 WNAX AM in Yankton, S.D., every South Dakota State men's basketball game is heard in eight different states on the Jackrabbit Sports Network.

Veteran play-by-play man Tyler Merriam is in his 11th year calling men's basketball. He also calls football and baseball for the Jacks.

Each broadcast features a 30-minute pregame show leading up to tipoff and 30 minutes postgame coverage.

Broadcasts aren't limited to traditional radio. Each broadcast is also available for free at GoJacks.com/watch, or via the Varsity Network or Jackrabbit apps.

KJJQ 910 Brookings	KSDR 1480 Watertown
KDBX 107.1 Brookings	WNAX 570 Yankton
KDSJ 980 Deadwood	WNAX 99.9 Yankton
KCCR 1240 Pierre	- GoJacks.com/Watch
KLOH 1050 Pipestone	- Jackrabbit App
KLOH 94.1 Pipestone	- Varsity Network App

## SUMMIT LEAGUE WEEKLY HONORS

Week 1 - **Baylor Scheierman, SDSU**  
 Week 2 - Evan Gillyard II, Kansas City  
 Week 3 - **Noah Freidel, SDSU**  
 Week 4 - Colton Sandage, Western Illinois  
 Week 5 - **Baylor Scheierman, SDSU**  
 Week 6 - Francis Lacis, Oral Roberts  
 Week 7 - Trenton Massner, Western Illinois  
 Week 8 - Max Abmas, Oral Roberts  
 Week 9 - Max Abmas, Oral Roberts  
 Week 10 - Trenton Massner, Western Illinois  
 Week 11 - Tevin Smith, Denver  
 Week 12 - Max Abmas, ORU  
 Week 13 - **Baylor Scheierman, SDSU**  
 Marvin Nesbitt, Kansas City  
 Week 14 - Sam Griesel, NDSU  
 Week 15 - Evan Gilyard, Kansas City  
 Week 16 -

## SUMMIT LEAGUE PRESEASON POLL

(First Place votes in parentheses)

1. **South Dakota State (23) | 636**
2. North Dakota State (7) | 606
3. Oral Roberts (6) | 545
4. South Dakota | 480
5. Western Illinois | 356
6. Kansas City | 341
7. North Dakota | 279
8. Omaha | 255
9. Denver | 217
10. St. Thomas | 120

## PRESEASON ALL-SUMMIT LEAGUE TEAMS

## Preseason Player of the Year

Max Abmas, Oral Roberts

## First Team

Max Abmas, Oral Roberts

Rocky Kreuser, North Dakota State

**Baylor Scheierman, South Dakota State**

**Douglas Wilson, South Dakota State**

Sam Griesel, North Dakota State

Josiah Allick, Kansas City

## Second Team

Will Carius, Western Illinois

**Noah Freidel, South Dakota State**

Xavier Fuller, South Dakota

Tyree Eady, North Dakota State

Tasos Kamateros, South Dakota

SUMMIT LEAGUE TOURNAMENT HISTORY  
21-8 ALL-TIME

## 2021 - #1 Seed

1st Round #8 Omaha W, 84-71

Semifinals #4 Oral Roberts L, 88-90

## 2020 - #2 Seed

1st Round #7 Purdue Fort Wayne L, 74-77

## 2019 - #1 Seed

1st Round #8 Western Illinois L, 76-79

## 2018 - #1 Seed

1st Round #8 Western Illinois W, 66-60

Semifinals #5 North Dakota State W, 78-57

Finals #2 South Dakota W, 97-87

## 2017 - #4 Seed

1st Round #5 Denver W, 83-73

Semifinals #1 South Dakota W, 74-71

Finals #3 Omaha W, 79-77

## 2016 - #2 Seed

1st Round #7 Oral Roberts W, 73-70

Semifinals #6 Denver W, 54-53

Finals #5 North Dakota State W, 67-59

## 2015 - #1 Seed

1st Round #8 Western Illinois W, 87-50

Semifinals #5 South Dakota W, 78-65

Finals #2 North Dakota State L, 56-57

## 2014 - #3 Seed

1st Round #6 Western Illinois W, 71-50

Semifinals #2 Purdue Fort Wayne L, 60-64

## 2013 - #1 Seed

1st Round #8 IUPUI W 66-49

Semifinals #5 Purdue Fort Wayne W, 72-56

Finals #3 North Dakota State W, 73-67

## 2012 - #2 Seed

1st Round #7 IUPUI W 77-56

Semifinals #6 Southern Utah W, 63-47

Finals #4 Western Illinois W, 52-50 (ot)

## 2011 - #5 Seed

1st Round #4 Purdue Fort Wayne W, 85-75

Semifinals #1 Oakland L, 90-110

## 2010 - #4 Seed

1st Round #5 Purdue Fort Wayne L, 66-71

## 2009 - #7 Seed

1st Round #2 Oral Roberts W, 72-69 (ot)

Semifinals #3 Oakland L, 56-74





# 2021-22 JACKRABBIT BASKETBALL GAME NOTES

## THE JACKRABBITS WHEN...

Leading at the Half .....	21-0
Trailing at the Half .....	2-4
Tied at the Half .....	2-0
At home .....	14-0
On the road .....	8-3
Neutral site .....	3-1
vs. Summit League at Home .....	9-0
vs. Summit League on the Road .....	7-0
Shooting 50 Pct. FG or Better .....	20-0
Shooting Under 50 Pct. FG .....	5-4
Opponent Shooting 50 Pct. FG or better .....	4-3
Opponent Shooting Under 50 Pct. FG .....	21-1
Win Rebounding Battle .....	20-0
Lose Rebounding Battle .....	4-3
Same Number of Rebounds .....	1-1
Committing More Turnovers .....	8-1
Committing Fewer Turnovers .....	13-3
Committing Same Number of Turnovers .....	4-0
Committing More Fouls .....	6-3
Committing Fewer Fouls .....	16-1
Committing Same Number of Fouls .....	3-0
Shooting More Free Throws Than Opponents .....	18-2
Shooting Fewer Free Throws than Opponents .....	7-2
Shooting Same Number of Free Throws .....	0-0
Making 8+ 3-Pointers .....	19-2
Making Fewer Than Eight 3-Pointers .....	6-2
Allowing 8+ 3-Pointers .....	17-4
Allowing Fewer Than Eight 3-Pointers .....	8-0
Making More 3-Pointers Than Opponents .....	17-0
Making Fewer 3-Pointers Than Opponents .....	8-4
Making Same 3-Pointers as Opponents .....	0-0
Scoring 50-59 Points .....	0-0
Scoring 60-69 Points .....	0-1
Scoring 70-79 Points .....	3-1
Scoring 80-89 Points .....	11-2
Scoring 90-99 Points .....	9-0
Scoring 100+ Points .....	2-0
Allowing 40-49 Points .....	1-0
Allowing 50-59 Points .....	1-0
Allowing 60-69 Points .....	10-0
Allowing 70-79 Points .....	10-1
Allowing 80-89 Points .....	2-1
Allowing 90-99 Points .....	1-1
Allowing 100+ Points .....	0-1
In Games Decided by 3 or Fewer Points .....	1-0
In Games Decided by 4-5 Points .....	3-0
In Games Decided by 6-10 Points .....	4-0
In Games Decided by 11-19 Points .....	9-4
In Games Decided by 20+ Points .....	8-0
On Monday .....	3-0
On Tuesday .....	2-1
On Wednesday .....	3-2
On Thursday .....	7-0
On Friday .....	1-1
On Saturday .....	8-0
On Sunday .....	1-0
In November .....	7-2
In December .....	5-2
In January .....	8-0
In February .....	5-0
In March .....	0-0
In Overtime Games .....	0-0

## JACKRABBIT OUTSTANDING GAMES

Name	Double-Doubles		Double Figures		5+		
	Season	Career	P (Car.)	R (Car.)	A (Car.)	S (Car.)	B (Car.)
Luke Appel	0	0	13 (21)	0 (0)	1 (1)	0 (0)	0 (0)
Alex Arians	0	5	11 (50)	0 (6)	4 (10)	0 (1)	0 (0)
Matt Dentlinger	0	5	6 (38)	0 (5)	0 (1)	0 (0)	0 (1)
Charlie Easley	0	0	10 (11)	0 (0)	0 (0)	1 (1)	0 (0)
Aaron Fiegen	0	0	0 (0)	0 (0)	0 (0)	0 (0)	0 (0)
Noah Freidel	0	0	11 (40)	0 (0)	1 (7)	0 (0)	0 (0)
Zeke Mayo	0	0	16 (16)	0 (0)	2 (2)	0 (0)	0 (0)
Matt Mims	0	0	6 (8)	0 (0)	1 (1)	0 (0)	0 (0)
Baylor Scheierman	11	24	25 (51)	11 (24)	16 (26)	0 (0)	0 (0)
Douglas Wilson	2	7	25 (68)	2 (7)	0 (2)	0 (0)	0 (1)
David Wingett	1	1	1 (19)	1 (1)	1 (1)	0 (0)	0 (0)

## STARTING LINEUPS

Opponent	Lineup (W-L)					
Bradley	Arians	Scheierman	Mims	Dentlinger	Wilson	1 (1-0)
Alabama	Arians	Scheierman	Mims	Dentlinger	Wilson	1 (1-1)
Stephen F. Austin	Arians	Scheierman	Freidel	Dentlinger	Wilson	2 (1-0)
Montana State	Arians	Scheierman	Easley	Dentlinger	Wilson	3 (1-0)
Presentation	Arians	Scheierman	Easley	Dentlinger	Wilson	3 (2-0)
Nevada	Arians	Scheierman	Freidel	Dentlinger	Wilson	2 (2-0)
Washington	Arians	Scheierman	Freidel	Dentlinger	Wilson	2 (2-1)
George Mason	Arians	Scheierman	Freidel	Dentlinger	Wilson	2 (3-1)
Prairie View A&M	Arians	Scheierman	Freidel	Dentlinger	Wilson	2 (4-1)
Minnesota Morris	Arians	Scheierman	Easley	Dentlinger	Wilson	3 (3-0)
Idaho	Arians	Scheierman	Freidel	Dentlinger	Wilson	2 (4-2)
Washington State	Arians	Scheierman	Freidel	Dentlinger	Wilson	2 (5-2)
Missouri State	Arians	Scheierman	Freidel	Dentlinger	Wilson	2 (6-2)
Kansas City	Arians	Scheierman	Freidel	Dentlinger	Wilson	2 (7-2)
Oral Roberts	Arians	Scheierman	Easley	Mayo	Wilson	4 (1-0)
NDSU	Arians	Scheierman	Easley	Mayo	Wilson	4 (2-0)
South Dakota	Arians	Scheierman	Easley	Mayo	Wilson	4 (3-0)
Omaha	Arians	Scheierman	Easley	Mayo	Appel	5 (1-0)
Denver	Arians	Scheierman	Easley	Mayo	Wilson	4 (4-0)
St. Thomas	Arians	Scheierman	Easley	Mayo	Wilson	4 (5-0)
Western Illinois	Arians	Scheierman	Easley	Mayo	Wilson	4 (6-0)
North Dakota	Arians	Scheierman	Easley	Mayo	Wilson	4 (7-0)
NDSU	Arians	Scheierman	Easley	Mayo	Wilson	4 (8-0)
North Dakota	Arians	Scheierman	Easley	Mayo	Wilson	4 (9-0)
South Dakota	Arians	Scheierman	Easley	Mayo	Wilson	4 (10-0)
Denver	Arians	Scheierman	Easley	Mayo	Wilson	4 (11-0)
Omaha	Arians	Scheierman	Easley	Mayo	Wilson	4 (12-0)
Western Illinois	Arians	Scheierman	Easley	Mayo	Wilson	4 (13-0)
St. Thomas	Arians	Scheierman	Easley	Mayo	Wilson	4 (14-0)
Oral Roberts						
Kansas City						



## 2021-22 JACKRABBIT BASKETBALL GAME NOTES

### THE LAST TIME SDSU ...

**Scored 130+ points** ..... 139, vs Savannah State, 12/11/18; twice, 2-0 record  
**Scored 120-129 points** ..... three times, 3-0 record  
 ..... 127, vs Minn.-Morris, 12/15/01 - W, 127-60  
**Scored 110-119 points** ..... 14 times, 14-0 record  
 ..... 112, vs Minnesota Morris, 12/03/21 - W, 112-47  
**Scored 100-109 points** ..... 102, Nevada, 11/22/21 - W 102-75  
**All-time record when scoring 100+ points** ..... 97-6  
**Scored 90-99 points** ..... 91, vs. Western Illinois, 2/18/22 - 91-66  
**Scored 80-89 points** ..... 82, vs. Omaha, 2/12/22 - W, 82-61  
**Scored 50-59 points in one half** ...55 (Second Half), vs. North Dakota, 1/27/22  
**Scored 60+ points in one half** .....90 (First Half), vs Savannah State, 12/11/18  
**Held an opponent under 60 points** .. 57, vs. Kansas City, 12/20/21 - W, 89-57  
**Held an opponent under 50 points** ..47, vs. Minnesota Morris, 12/03/21 - W, 112-47  
**Held an opponent under 40 points** ..... 39, vs Denver, 1/31/15 - W, 69-39  
**Gave up 110+ points** .....112, at Colorado, 12/15/17 - L, 112-103 (2ot)  
**Gave up 100-109 points** ..... 104, at Alabama, 11/12/21 - L, 88-104  
**Gave up 90-99 points** .....98, at Idaho, 12/08/21 - L, 84-98  
**Gave up 80-89 points** ..... 86, at Omaha, 1/13/22 - W, 95-86  
**Played an overtime game** ..... at North Dakota State, 2/27/20 - Lot, 69-71  
**Won an overtime game** ..... at CSU Bakersfield, 11/9/19 - W 2ot, 93-91  
**Lost an overtime game** ..... at North Dakota State, 2/27/20 - Lot, 69-71  
**All-time record in overtime games** ..... 36-40 (.474 pct.)  
**Played a double overtime game** ..... at CSU Bakersfield, 11/9/19 - W2ot, 93-91  
**Played a triple overtime game** ..... at St. Cloud State, 1/16/87 - L3ot, 81-83  
**All-time record in multiple overtime games** ..... 3-7 (.300 pct.)  
**Overcame a double-digit halftime deficit at home** ..... 14 points  
 .....(trailing 24-10 at 10:40 of 1st, won 75-64), vs Purdue Fort Wayne, 2/16/20  
**Overcame a double-digit halftime deficit on the road** ..... 12 points  
 .....(trailing 56-46 with 9:11 left, won 74-73) at Denver, 1/30/14  
**Overcame a double-digit second half deficit** ..... 11 points  
 .....(trailing 53-43 at 17:52, won 89-78), vs South Dakota, 2/16/10  
**Squandered a double-digit second half lead at home** ..... 16 points  
 .....(led 53-37 with 14:51 left, lost 80-69) vs North Dakota State, 12/28/16  
**Squandered a double-digit second half lead on the road** ..... 16 points  
 .....(led 46-30 with 19:49 left, lost 84-85) at Omaha, 2/6/21  
**Finished with seven players in double-figures**... vs Minnesota Morris 12/3/21  
 ..... Wingett (18), Mayo (14), Dentlinger (11), Mims (11), Easley (11), Arians (10), Wilson (10)  
**Finished with six players in double-figures** ..... vs. Prairie View, 11/30/21  
 ..... Freidel (21), Wilson (15), Mayo (14), Scheierman (13), Easley (12), Arians (12)  
**Finished with five players in double-figures in a win** ...vs. North Dakota, 1/27/22  
 ..... Wilson (23), Scheierman (13), Appel (13), Mayo (11), Mims (11)

**Finished with five players in double-figures in a loss** ..... at Idaho, 12/8/21  
 ..... Scheierman (22), Freidel (15), Wilson (15), Appel (13), Easley (11)  
**Finished with no players in double-figures** ..... at IUPUI, 1/12/08  
**Finished with two 30-point scorers** ..... at Colorado, 12/15/17  
 ..... Mike Daum (37), David Jenkins (31)  
**Finished with two 20-point scorers in a loss** ..... at North Dakota State, 2/27/20  
 ..... Noah Freidel (23), Matt Dentlinger (20)  
**Finished with two 20-point scorers in a win** ..... at Omaha, 1/13/22  
 ..... Baylor Scheierman (26), Matt Dentlinger (25)  
**Finished with three 20-point scorers** ..... vs Savannah State, 12/11/18  
 ..... Mike Daum (37), Skyler Flatten (29), David Jenkins Jr. (28)  
**Shot 65 pct. + from the floor** ..... .735 (25 of 34), vs. Kansas City, 2/27/21  
**Shot 60 - 64 pct. from the floor** .....635 (33 of 52), vs. Western Illinois, 2/17/22  
**Shot 50 - 59 pct. from the floor** ..... .549 (28 of 51), vs. St. Thomas, 2/19/22  
**Shot 50 pct. + in a loss** ..... .500 (34 of 68), vs. Oral Roberts, 3/8/21  
**Did not make a 3-point fg** .....(0 of 13), vs Utah Valley State, 1/25/07  
**Made at least 10 three-point fg** ..... 10 (10 of 24), vs. Omaha, 2/12/22  
**Allowed 10-14 three-point fg** ..... 10 (10 of 25), at Denver, 2/10/22  
**Allowed 15+ three-point fg** ..... 16 (16 of 41), at Oral Roberts, 2/14/21  
**Shot 50+ free throws in a game** ..... 50, (37 of 50) vs Loyola Marymount, 11/9/13  
**Shot 40-49 free throws in a game** ..... 42, (35 of 42) vs Kansas City, 2/27/21  
**Shot 90 pct. + from the ft line** .913, (21 of 23) vs. North Dakota State, 1/29/22  
**Held opponent to 6-10 ft att** ..... 6 (4 of 6), vs. St. Thomas, 2/19/22  
**Held opponent to 5 or fewer ft att** ..... 5 (2 of 5), vs Western Illinois, 1/4/20  
**Finished a game with 60+ rebounds** .....60, vs Dakota Wesleyan, 12/18/03  
**Finished a game with 50-59 rebounds** ..... 51, vs. Minnesota Morris, 12/3/21  
**Finished a game with 40-49 rebounds** .....42, vs Nevada, 11/22/21  
**Committed fewer than 10 turnovers** ..... 7, vs. Omaha, 2/12/22  
**Forced 20 or more turnovers** ..... 20, vs Concordia (Neb.), 12/8/17  
**Forced 30 or more turnovers** ..... 31, vs Dakota State, 11/25/2000  
**Finished with 10+ steals** ..... 15, vs Minnesota Morris, 12/3/21  
**Finished with 10+ blocked shots** ..... 13, vs North Dakota State, 1/17/98  
**Dished out 30+ assists** ..... 32, vs. Savannah State, 12/11/18  
**Dished out 20-29 assists** ..... 22, at Western Illinois, 1/22/22  
**Played a ranked team** ..... at No. 13 Alabama, 11/12/21 - L, 88-104  
**Beat a ranked team** ..... at No. 16 New Mexico, 12/22/12 - W, 70-65  
**Record vs ranked teams** ..... 1-18  
**Two players recorded double-doubles in same game** .....vs. Bradley (11/9/21 - W, 81-65)  
 ..... Douglas Wilson (20 points, 10 rebounds), Baylor Scheierman (10 points, 14 rebounds)  
**Started a game with three 1,000-point scorers** .....at Old Dominion, 3/19/14  
 ..... Jordan Dykstra (1,576), Chad White (1,187), Brayden Carlson (1,046)

### THE LAST TIME A JACKRABBIT ...

**Posted a triple-double** .....Marquise Richardson (11 pts, 10 rebs, 12 asts),  
 (only one in school history) ..... vs Minnesota-Duluth, 11/21/03  
**Posted a double-double** ..... Baylor Scheierman (15p, 10r) at South Dakota, 2/5/22  
**Scored 50+ points** ..... 51, by Mike Daum, at Fort Wayne, 2/18/17  
**Scored 40-49 points** ..... 42, by Mike Daum, vs Southern, 12/7/18  
**Scored 30-39 points** ..... 35, by Noah Freidel, vs Purdue Fort Wayne, 3/7/20  
**Scored 20-29 points** .....21, by Douglas Wilson, vs. Western Illinois, 2/17/22  
**Grabbed 20+ rebounds** .....20, by Mike Daum, vs Purdue Fort Wayne, 2/21/19  
**Grabbed 17-19 rebounds** ..... 18, by Baylor Scheierman, at Alabama, 1/12/21  
**Grabbed 15-17 rebounds** ..... 16, by Baylor Scheierman, vs South Dakota, 2/6/21  
**Grabbed 10-14 rebounds** ..... 10, by Baylor Scheierman, at South Dakota, 2/5/22  
**Dished out 10+ assists** ..... 13, by Tevin King, vs Savannah State, 12/11/18  
**Recorded 5+ steals** ..... 5, by Charlie Easley, vs. Minnesota Morris, 12/3/21

**Recorded 5+ blocks** .....5, by Matt Dentlinger, vs Purdue Fort Wayne, 2/16/20  
**Averaged 25+ points in a season** ..... 25.3, by Mike Daum, 2018-19  
**Averaged 20-25 points in a season** ..... 23.9, by Mike Daum, 2017-18  
**Averaged 15+ rebounds in a season** ..... 15.0, by Tom Black, 1962-63  
**Averaged 10-15 rebounds in a season** ..... 11.7, by Mike Daum, 2018-19  
**Scored 1,000th point at home** ... Douglas Wilson vs. Minnesota Morris, 12/10/21  
**Scored 1,000th point on the road** .....Brayden Carlson, at South Dakota, 2/1/14  
**Scored 1,000th point at a neutral site** .. Reed Tellinghuisen, vs South Dakota, 3/6/17  
**Scored 2,000th point at home** .....Mike Daum, vs North Dakota State, 2/1/18  
**Scored 2,000th point on the road** ..... Nate Wolters, at Western Illinois, 1/17/13  
**Scored 3,000th point at home** .....Mike Daum, vs South Dakota, 2/23/19



# 2021-22 JACKRABBIT BASKETBALL GAME NOTES

## #PROJACKS

Tom Black	Phillips 66 Oilers (AAU)	1964-65
	Akron Goodyears (AAU)	1967-68
	Akron Wingnuts (NABL)	1968
	Seattle Supersonics (NBA)	1970-71
	Cincinnati Royals (NBA)	1971
Steve Lingenfelter	Tropic Udine (Italy)	1981
	Washington Bullets (NBA)	1982
	Wisconsin Flyers (CBA)	1983-84
	San Antonio Spurs (NBA)	1984
	Pepper/Cuki Mestre (Italy)	1985-87
	Irge Desio (Italy)	1987-88
	Pau-Orthez (France)	1989-90
Ben Beran	USC Heidelberg (German ProA)	2008
	Lakeside Lightning (Australia)	2009-13
	VFL Kirchheim Knights (German ProA)	2014-15
Kai Williams	ADA Blois Basket (French NM1)	2010-11
	Cheshire Phoenix (BBL)	2011-12, 2013
	Apollon Limssol (Cyprus Division A)	2012-13
	Worcester Wolves (BBL)	2012-13, 2013-14
	Umea BSKT (Sweden Basketigan)	2014-15
	London Lions (BBL)	2015-17
	Newcastle Eagles (BBL)	2017-20
Clint Sargent	USC Heidelberg (German ProA)	2011-13
Nate Wolters	Milwaukee Bucks (NBA)	2013-14
	New Orleans Pelicans (NBA)	2014
	Grand Rapids Drive (NBADL)	2015
	Los Angeles Clippers (NBA Summer)	2015
	Besitkas Somp Japan Istanbul (Turkey)	2015-16
	Washington Wizards (NBA Summer)	2016
	Denver Nuggets (NBA Training Camp)	2016
	Cverda Zzeda (EURO/Serbia/Adriatic)	2016-17
	Utah Jazz/Salt Lake City Stars (NBA/G-League)	2017-18
	ES Chalons-Sur-Saone (FranceA)	2017-18
	B.C. Zalgiris Kaunas (EURO/LKL)	2018-19
	Maccabi T-A (Israeli Winner League)	2019-20
Jordan Dykstra	BK Inter Incheba Bratislava (S-E)	2014
Cody Larson	UBC Magnofit Gussing Knights (Austria)	2015-16
George Marshall	Aris Leuwarden (DBL)	2016-17
	HKK Siroki Primorka (Bosnia)	2017-18
Deondre Parks	Newcastle Eagles (BBL)	2016-17
	BC Cactus Tbilisi (Georgia)	2017-18
	Hapoel H/M (Israeli National League)	2019-20
A.J. Hess	Basel Starwings (Switzerland)	2017-18
	Belfius Mons-Hainaut (Belgium)	2018-19
	Wisconsin Herd (NBA G-League)	2019-20
Michael Orris	Hamar Basketball Club (Iceland)	2017
	Agua Caliente Clippers (NBA G-League)	2018
	Fort Wayne Mad Ants (NBA G-League)	2018
	Capital City Go-Go (NBA G-League)	2019-20
Ian Theisen	Floriana BC (Malta)	2018-19
Jake Bittle	Abejas de Leon (LNBP)	2018-19
Skyler Flatten	Virtus Romas (Italian Series A)	2019
	Sioux Falls Skyforce (NBA G-League)	2019-20
	Boras (Sweden)	2021-pres.
Mike Daum	Obradoiro CAB (Spain)	2019-pres.
Tevin King	Austin Spurs (NBA G-League)	2019-20
	OKC Blue (NBA G-League)	2019-pres.

AAU - Amateur Athletic Union  
 Adriatic - Adriatic Basketball League  
 Australia - Australian State Basketball League  
 Austria - Austria-A Bundesliga  
 BBL - British Basketball League  
 Bosnia - Bosnian Division I League  
 CBA - Continental Basketball Association  
 DBL - Dutch Basketball League (Netherlands)  
 EURO - EuroLeague  
 FranceA - French ProA  
 Georgia - Georgian Basketball Superleague

Iceland - Icelandic Basketball Federation  
 LKL - Lithuanian Basketball Federation  
 Malta - Malta Basketball Association (Italy)  
 LNBP - Liga Nacional de Baloncesto Profesional (Mexico)  
 NABL - National Alliance of Basketball League  
 NBA - National Basketball Association  
 S-E - Slovakia-Extraliga League  
 Serbia - Serbian Basketball League  
 Switzerland - Swiss Basketball Federation  
 Turkey - Turkish Airlines EuroLeague

## SDSU 1,000 POINT CLUB

1. Mike Daum (2015-19).....	3,067
2. Nate Wolters (2009-13) .....	2,363
3. Mark Tetzlaff (1981-85).....	1,931
4. Lee Colburn (1969-73) .....	1,822
5. Austin Hansen (1999-2003).....	1,815
6. Jordan Dykstra (2010-14).....	1,661
7. Steve Brown (1974-78).....	1,534
8. Clint Sargent (2007-11) .....	1,505
9. Don Jacobsen (1958-61).....	1,488
10. Garrett Callahan (2006-10).....	1,449
11. Reed Tellinghuisen (2014-18).....	1,436
12. Kai Williams (2006-10) .....	1,423
13. Jermaine Showers (1992-96) .....	1,399
14. Bob Winzenburg (1978-82) .....	1,395
15. Jason Sempstrott (1993-97).....	1,390
16. Chris White (1990-92) .....	1,380
17. Dave Thomas (1969-73).....	1,355
<b>18. Douglas Wilson (2019-Present).....</b>	<b>1,292</b>
19. Ben Beran (2003-06, 08).....	1,285
20. Derrick Schantz (1999-2004).....	1,283
21. Kurt Meister (1994-98).....	1,281
22. Ron Wiblemo (1971-75) .....	1,272
23. Mark Schultz (1982-86) .....	1,259
24. Chad White (2009-14) .....	1,234
25. Andy Moeller (2000-04) .....	1,206
26. David Jenkins Jr. (2017-19).....	1,194
27. John Thomas (1966-69) .....	1,178
28. Cullen Ober (1986-90).....	1,163
29. Tom Rops (1992-96).....	1,147
30. Brayden Carlson (2010-14) .....	1,132
31. Guy Mackner (1966-69).....	1,114
Randy Suarez (1986-89) .....	1,114
33. Kent Hyde (1955-58) .....	1,098
34. Ryan Naatjes (1990-93, 95) .....	1,096
Chris Stoeber (1999-2003).....	1,096
36. Steve Lingenfelter (1979-81).....	1,091
37. Casey Estling (1996-2000) .....	1,084
38. Sid Bostic (1961-64) .....	1,079
39. Gene Zulk (1966-69) .....	1,073
40. George Schroeder (1972-76) .....	1,066
41. Pete Leiferman (1989-93).....	1,043
42. Jim Sutton (1954-57).....	1,035
43. Merlyn Smith (1956-59).....	1,028
44. Jeff Booher (1988-92) .....	1,018
45. Jim Walker (1978-80) .....	1,012
46. Bill Cartwright (1985-89).....	1,010
47. Cory VandeWettering (1990-94) .....	1,009
48. Virg Riley (1952-56).....	1,008
49. Dennis Womeldorf (1967-70) .....	1,006

-----  
 Baylor Scheierman ..... 996  
 Alex Arians ..... 976





# 0 JAYLON GENTRY

Junior | Guard | 5-9 | 173  
Brown Deer, Wisc.  
Brown Deer H.S. / Central Wyoming College

## Career Highs

	Points	Season Highs
9, vs. Minnesota Morris, 12/3/21	Points	Same
3, vs. Minnesota Morris, 12/3/21	FGM	Same
5, vs. Minnesota Morris, 12/3/21	FGA	Same
3, vs. Minnesota Morris, 12/3/21	3FGM	Same
5, vs. Minnesota Morris, 12/3/21	3FGA	Same
N/A	FTM	Same
N/A	FTA	Same
1 (2x), last vs. Minnesota Morris, 12/3/21	Rebs	Same
2, vs. Minnesota Morris, 12/3/21	Assists	Same
1, vs. Minnesota Morris, 12/3/21	Steals	Same
N/A	Blocks	Same
10, vs. Minnesota Morris, 12/3/21	Minutes	Same

## GAME-BY-GAME STATS

Opponent	Date	GS	MIN	Total		3-Pointers		Free throws		Rebounds				PF	A	TO	BLK	STL	PTS	AVG
				FG-FGA	PCT	3FG-3FGA	PCT	FT-FTA	PCT	OFF	DEF	TOT	AVG							
at Alabama	11/12/2021		00:18	0-0	.000	0-0	.000	0-0	.000	0	0	0	0.0	0	0	0	0	0	0	0.0
Montana St.	11/17/2021		01:49	0-0	.000	0-0	.000	0-0	.000	0	1	1	0.5	0	0	0	0	0	0	0.0
Presentation	11/18/2021		06:27	2-4	.500	1-3	.333	0-0	.000	0	0	0	0.3	1	0	0	0	0	5	1.7
vs Nevada	11/22/2021		01:53	1-1	1.000	1-1	1.000	0-0	.000	0	0	0	0.3	0	0	0	0	0	3	2.0
Minn.-Morris	12/03/2021		10:33	3-5	.600	3-5	.600	0-0	.000	0	1	1	0.4	1	2	0	0	1	9	3.4
Kansas City	12/20/2021		03:43	1-2	.500	1-2	.500	0-0	.000	0	0	0	0.3	0	0	0	0	0	3	3.3
at Western Ill.	01/22/2022		01:58	0-1	.000	0-1	.000	0-0	.000	0	0	0	0.3	0	0	0	0	0	0	2.9
North Dakota	01/27/2022		04:19	0-1	.000	0-1	.000	0-0	.000	0	0	0	0.3	0	0	1	0	0	0	2.5
at Denver	02/10/2022		02:03	0-1	.000	0-1	.000	0-0	.000	0	0	0	0.2	0	2	0	0	0	0	2.2
Omaha	02/12/2022		02:30	0-1	.000	0-1	.000	0-0	.000	0	0	0	0.2	0	0	1	0	0	0	2.0
Western Ill.	02/17/2022		04:32	1-2	.500	1-2	.500	0-0	.000	0	0	0	0.2	0	0	1	0	0	3	2.1
Totals		0	40:05	8-18	.444	7-17	.412	0-0	.000	0	2	2	0.2	2	4	3	0	1	23	2.1

## Player Averages

Games Played	Minutes/game	Points/game	FG Pct	3FG Pct	FT Pct	Rebounds/game	Assists/game	Turnovers/game	Assist/Turnover ratio	Steals/game	Blocks/game
11	3.6	2.1	44.4	41.2	0.0	0.2	0.4	0.3	1.3	0.1	0.0

## MISCELLANEOUS STATS

PRODUCTION	Season	Career
10+ Points	0	0
20+ Points	0	0
30+ Points	0	0
5+ Rebounds	0	0
10+ Rebounds	0	0
Games with a 3-Pointer	1	1
Games with an Assist	2	2
Games with a Steal	0	0
Games with a Block	0	0
Double-Doubles	0	0

## SEASON HIGHLIGHTS

- » Made 1-of-2 triples vs. Western Illinois (2/17)
- » Nailed a 3-pointer in league opener vs. Kansas City (12/20)
- » Tallied career high 9 points, making 3-of-5 treys vs. UM Morris
- » Hit a 3-pointer in the final minute of SDSU's win over Nevada.
- » Scored his first five points as a Jackrabbit against Presentation (11/18)
- » Made his first appearance as a Jackrabbit at the end of the Alabama game

## OTHER NOTABLES

- » Averaged 16.3 points, 3.2 assists and 2.6 rebounds per game in 2020-21 at Central Wyoming College
- » Named first-team all-league and honorable mention all-league in the Woodland Conference during his high school career

## CAREER STATS

				Field Goals		3-Point		F-Throws		Rebounds										Scoring	
SEASON	TEAM	GP-GS	MIN/AVG	FG-FGA	FG%	3FG-3FGA	3FG%	FT-FTA	FT%	OFF	DEF	TOT	AVG	PF-FO	A	TO	BLK	STL	PTS	AVG	
2021-22	SDSU	11-0	40/3.6	8-18	.444	7-17	.412	0-0	.000	0	2	2	0.2	2-0	4	3	0	1	23	2.1	
TOTAL		11-0	40/3.6	8-18	.444	7-17	.412	0-0	.000	0	2	2	0.2	2-0	4	3	0	1	23	2.1	



# 1 MATT MIMS

Sophomore | Guard | 6-0 | 180  
Cedar Rapids, Iowa | Xavier H.S.

## Career Highs

15, at Denver, 2/10/22  
5, at Denver, 2/10/22  
8 (2x), last vs. Minnesota Morris, 12/3/21  
5, at Denver, 2/10/22  
7, at Denver, 2/10/22  
5, North Dakota State, 1/22/20  
6, North Dakota State, 1/22/20  
4, vs. Minnesota Morris, 12/3/21  
5, vs. Minnesota Morris, 12/3/21  
3 (2x), last vs. Minnesota Morris, 12/3/21  
1, vs. Kansas City, 12/20/21  
30, vs North Dakota State, 1/22/20

## Season Highs

Points Same  
FGM Same  
FGA 8, vs. Minnesota Morris, 12/3/21  
3FGM Same  
3FGA Same  
FTM 4, at North Dakota State, 12/30/21  
FTA 4, at North Dakota State, 12/30/21  
Rebs Same  
Assists Same  
Steals 3, vs. Minnesota Morris, 12/3/21  
Blocks Same  
Minutes 26, vs. Minnesota Morris, 12/3/21

## GAME-BY-GAME STATS

Opponent	Date	GS	MIN	Total		3-Pointers		Free throws		Rebounds				PF	A	TO	BLK	STL	PTS	AVG
				FG-FGA	PCT	3FG-3FGA	PCT	FT-FTA	PCT	OFF	DEF	TOT	AVG							
Bradley	11/09/2021	*	14:14	0-1	.000	0-0	.000	0-0	.000	0	1	1	1.0	0	0	0	0	1	0	0.0
at Alabama	11/12/2021	*	09:29	0-1	.000	0-1	.000	0-0	.000	0	1	1	1.0	2	0	0	0	0	0	0.0
at SFA	11/14/2021		07:42	1-2	.500	1-2	.500	0-0	.000	0	0	0	0.7	0	0	1	0	1	3	1.0
Montana St.	11/17/2021		09:29	0-2	.000	0-1	.000	0-0	.000	0	0	0	0.5	1	0	1	0	0	0	0.8
Presentation	11/18/2021		20:55	3-4	.750	3-4	.750	0-0	.000	0	2	2	0.8	2	1	1	0	0	9	2.4
vs Nevada	11/22/2021		11:57	2-5	.400	2-5	.400	0-0	.000	1	1	2	1.0	1	1	2	0	0	6	3.0
vs Washington	11/23/2021		01:46	0-0	.000	0-0	.000	0-0	.000	0	0	0	0.9	0	0	0	0	0	0	2.6
vs George Mason	11/24/2021		02:17	0-0	.000	0-0	.000	0-0	.000	0	0	0	0.8	0	0	0	0	0	0	2.3
Prairie View	11/30/2021		11:11	1-2	.500	1-2	.500	0-0	.000	0	1	1	0.8	0	1	0	0	0	3	2.3
Minn.-Morris	12/03/2021		25:50	4-8	.500	3-6	.500	0-0	.000	0	4	4	1.1	1	5	1	0	3	11	3.2
at Idaho	12/08/2021		07:11	0-0	.000	0-0	.000	0-0	.000	0	0	0	1.0	1	0	0	0	1	0	2.9
at Missouri St.	12/15/2021		02:42	0-0	.000	0-0	.000	0-0	.000	0	1	1	1.0	0	0	0	0	0	0	2.7
Kansas City	12/20/2021		13:43	1-3	.333	1-2	.500	0-0	.000	0	3	3	1.2	2	1	2	1	0	3	2.7
Oral Roberts	12/22/2021		09:51	0-1	.000	0-0	.000	0-0	.000	0	1	1	1.1	0	0	1	0	0	0	2.5
at North Dakota St.	12/30/2021		19:36	3-3	1.000	3-3	1.000	4-4	1.000	0	1	1	1.1	0	0	0	0	0	13	3.2
South Dakota	01/08/2022		19:32	1-3	.333	1-2	.500	0-0	.000	0	1	1	1.1	1	1	0	0	0	3	3.2
at Omaha	01/13/2022		19:05	3-6	.500	3-5	.600	0-0	.000	2	1	3	1.2	1	0	1	0	0	9	3.5
Denver	01/15/2022		24:50	3-4	.750	2-3	.667	2-2	1.000	0	1	1	1.2	0	0	0	0	2	10	3.9
at St. Thomas (MN)	01/20/2022		23:19	4-5	.800	2-3	.667	0-0	.000	0	2	2	1.3	3	0	2	0	0	10	4.2
at Western Ill.	01/22/2022		19:44	1-2	.500	1-2	.500	2-2	1.000	0	2	2	1.3	1	3	2	0	0	5	4.3
North Dakota	01/27/2022		23:04	4-6	.667	3-5	.600	0-0	.000	0	1	1	1.3	0	0	1	0	0	11	4.6
North Dakota St.	01/29/2022		24:37	1-4	.250	0-3	.000	2-2	1.000	0	1	1	1.3	2	0	0	0	1	4	4.5
at North Dakota	01/31/2022		13:28	0-2	.000	0-2	.000	0-0	.000	0	0	0	1.2	1	0	1	0	0	0	4.3
at South Dakota	02/05/2022		21:09	2-3	.667	1-1	1.000	1-2	.500	0	1	1	1.2	2	0	0	0	0	6	4.4
at Denver	02/10/2022		19:26	5-7	.714	5-7	.714	0-0	.000	0	3	3	1.3	0	2	1	0	0	15	4.8
Omaha	02/12/2022		18:42	0-2	.000	0-2	.000	0-0	.000	0	2	2	1.3	1	0	0	0	2	0	4.7
Western Ill.	02/17/2022		18:44	2-4	.500	1-3	.333	0-0	.000	0	1	1	1.3	0	2	0	0	0	5	4.7
St. Thomas (MN)	02/19/2022		22:53	3-6	.500	2-5	.400	0-0	.000	0	1	1	1.3	1	3	1	0	0	8	4.8
Totals			2 436:27	44-86	.512	35-69	.507	11-12	.917	3	33	36	1.3	23	20	18	1	11	134	4.8

## Player Averages

Games Played	Minutes/game	Points/game	FG Pct	3FG Pct	FT Pct	Rebounds/game	Assists/game	Turnovers/game	Assist/Turnover ratio	Steals/game	Blocks/game
28	15.6	4.8	51.2	50.7	91.7	1.3	0.7	0.6	1.1	0.4	0.0

## MISCELLANEOUS STATS

PRODUCTION	Season	Career
10+ Points	6	8
20+ Points	0	0
30+ Points	0	0
5+ Rebounds	0	0
10+ Rebounds	0	0
Games with a 3-Pointer	17	37
Games with an Assist	10	33
Games with a Steal	7	24
Games with a Block	1	1
Double-Doubles	0	0

## SEASON HIGHLIGHTS

- » Logged 20-plus minutes eight times, including six in league games
- » Career high 15 points, making 5-of-7 3s at Denver (2/10)
- » Made 25-of-48 3-pointers in Summit League play
- » Hadn't shot a free throw all season until final two minutes at NDSU (12/30), going 4-for-4
- » Started the first two games of the year against Bradley and Alabama

## OTHER NOTABLES

- » 2018 Iowa Basketball Coaches Association Class 3A Player of the Year
- » 2x First Team All-Iowa in H.S.

## CAREER STATS

SEASON	TEAM	GP-GS	MIN/AVG	Field Goals		3-Point		F-Throws		Rebounds				Scoring						
				FG-FGA	FG%	3FG-3FGA	3FG%	FT-FTA	FT%	OFF	DEF	TOT	AVG	PF-FO	A	TO	BLK	STL	PTS	AVG
2019-20	SDSU	23-0	308/13.4	21-53	.396	17-43	.395	9-10	.900	3	13	16	0.7	37-1	17	7	0	9	68	3.0
2020-21	SDSU	19-0	326/17.2	19-46	.413	14-36	.389	7-10	.700	3	17	20	1.1	21-0	20	6	0	13	59	3.1
2021-22	SDSU	28-2	436/15.6	44-86	.512	35-69	.507	11-12	.917	3	33	36	1.3	23-0	20	18	1	11	134	4.8
TOTAL		70-2	1070/15.3	84-185	.454	66-148	.446	27-32	.844	9	63	72	1.0	81-1	57	31	1	33	261	3.7



# 2 ZEKE MAYO

Freshman | Guard | 6-3 | 179  
Lawrence, Kan. | Lawrence H.S.

## Career Highs

21 (2x), last vs. Omaha, 2/12/22
7, vs. South Dakota, 1/8/22
13, at Omaha, 1/13/22
5 (2x), last vs. Omaha, 2/12/22
10, at Omaha, 1/13/22
8, at South Dakota, 2/5/22
8, at South Dakota, 2/5/22
7 (2x), last vs. Washington State, 12/11/21
9, at Omaha, 1/13/22
3, vs. Prairie View, 11/30/21
N/A
39, at North Dakota State, 12/30/21

## Season Highs

Points	Same
FGM	Same
FGA	Same
3FGM	Same
3FGA	Same
FTM	Same
FTA	Same
Rebs	Same
Assists	Same
Steals	Same
Blocks	N/A
Minutes	Same

## GAME-BY-GAME STATS

Opponent	Date	GS	MIN	Total		3-Pointers		Free throws		Rebounds			PF	A	TO	BLK	STL	PTS	AVG		
				FG-FGA	PCT	3FG-3FGA	PCT	FT-FTA	PCT	OFF	DEF	TOT									
Bradley	11/09/2021		23:37	2-6	.333	2-5	.400	2-2	1.000	0	3	3	3.0	2	3	1	0	1	8	8.0	
at Alabama	11/12/2021		22:10	5-9	.556	1-4	.250	1-1	1.000	1	2	3	3.0	1	1	0	0	2	12	10.0	
at SFA	11/14/2021		16:20	2-4	.500	0-1	.000	0-0	.000	0	4	4	3.3	2	2	4	0	1	4	8.0	
Montana St.	11/17/2021		21:16	0-1	.000	0-1	.000	2-2	1.000	0	2	2	3.0	1	0	0	0	2	2	6.5	
Presentation	11/18/2021		25:59	3-7	.429	2-5	.400	2-2	1.000	0	7	7	3.8	2	2	1	0	2	10	7.2	
vs Nevada	11/22/2021		20:07	4-8	.500	2-5	.400	0-0	.000	0	6	6	4.2	2	2	1	0	2	10	7.7	
vs Washington	11/23/2021		07:57	0-1	.000	0-1	.000	0-0	.000	0	0	0	3.6	0	0	0	0	0	0	6.6	
vs George Mason	11/24/2021		14:05	1-2	.500	0-1	.000	0-0	.000	0	2	2	3.4	2	4	0	0	0	2	6.0	
Prairie View	11/30/2021		21:57	4-9	.444	2-5	.400	4-4	1.000	1	0	1	3.1	2	4	4	0	3	14	6.9	
Minn.-Morris	12/03/2021		26:14	6-10	.600	2-4	.500	0-0	.000	2	3	5	3.3	1	4	5	0	0	14	7.6	
at Idaho	12/08/2021		18:26	0-2	.000	0-0	.000	2-2	1.000	0	1	1	3.1	1	2	0	0	0	2	7.1	
vs Washington St.	12/11/2021		30:19	6-7	.857	3-3	1.000	2-2	1.000	1	6	7	3.4	3	3	2	0	0	17	7.9	
at Missouri St.	12/15/2021		19:36	2-6	.333	2-4	.500	2-2	1.000	1	1	2	3.3	0	1	2	0	0	8	7.9	
Kansas City	12/20/2021		20:47	4-5	.800	1-2	.500	3-3	1.000	0	0	0	3.1	1	0	1	0	0	12	8.2	
Oral Roberts	12/22/2021	*	36:54	6-10	.600	1-5	.200	0-0	.000	0	0	0	2.9	1	2	1	0	2	13	8.5	
at North Dakota St.	12/30/2021	*	39:25	5-9	.556	1-3	.333	0-0	.000	2	4	6	3.1	0	4	0	0	1	11	8.7	
South Dakota	01/08/2022	*	30:04	7-10	.700	5-6	.833	2-2	1.000	0	5	5	3.2	1	1	3	0	1	21	9.4	
at Omaha	01/13/2022	*	33:41	4-13	.308	3-10	.300	0-0	.000	1	2	3	3.2	2	9	0	0	0	11	9.5	
Denver	01/15/2022	*	31:18	3-5	.600	1-3	.333	1-2	.500	0	3	3	3.2	1	2	1	0	0	8	9.4	
at St. Thomas (MN)	01/20/2022	*	31:49	5-9	.556	3-6	.500	2-2	1.000	0	1	1	3.1	0	2	1	0	0	15	9.7	
at Western Ill.	01/22/2022	*	26:47	5-11	.455	3-6	.500	2-2	1.000	1	4	5	3.1	2	6	1	0	1	15	10.0	
North Dakota	01/27/2022	*	25:49	4-7	.571	3-6	.500	0-0	.000	1	5	6	3.3	1	0	1	0	0	11	10.0	
North Dakota St.	01/29/2022	*	31:31	1-10	.100	0-3	.000	0-0	.000	1	2	3	3.3	1	1	1	1	1	2	9.7	
at North Dakota	01/31/2022	*	35:20	5-9	.556	2-2	1.000	0-1	.000	2	2	4	3.3	3	1	0	0	2	12	9.8	
at South Dakota	02/05/2022	*	25:20	0-3	.000	0-0	.000	8-8	1.000	0	3	3	3.3	3	0	1	0	1	8	9.7	
at Denver	02/10/2022	*	32:10	4-10	.400	1-4	.250	0-0	.000	0	2	2	3.2	0	2	1	0	1	9	9.7	
Omaha	02/12/2022	*	28:07	8-11	.727	5-8	.625	0-0	.000	1	0	1	3.1	1	2	0	0	0	21	10.1	
Western Ill.	02/17/2022	*	24:38	2-5	.400	1-3	.333	0-0	.000	0	0	0	3.0	1	1	0	0	0	5	9.9	
St. Thomas (MN)	02/19/2022	*	30:43	2-5	.400	0-3	.000	0-0	.000	0	1	1	3.0	1	2	1	0	0	4	9.7	
Totals			15	752:26	100-204	.490	46-109	.422	35-37	.946	15	71	86	3.0	38	63	33	1	23	281	9.7

## Player Averages

Games Played	Minutes/game	Points/game	FG Pct	3FG Pct	FT Pct	Rebounds/game	Assists/game	Turnovers/game	Assist/Turnover ratio	Steals/game	Blocks/game
29	25.9	9.7	49.0	42.2	94.6	3.0	2.2	1.1	1.9	0.8	0.0

## MISCELLANEOUS STATS

PRODUCTION	Season	Career
10+ Points	16	16
20+ Points	2	2
30+ Points	0	0
5+ Rebounds	8	8
10+ Rebounds	0	0
Games with a 3-Pointer	21	21
Games with an Assist	24	24
Games with a Steal	15	15
Games with a Block	1	1
Double-Doubles	0	0

## SEASON HIGHLIGHTS

- » Has scored in double figures in 10 of 16 conference games
- » Career highs 21 points, 5 3s in win over USD (1/8)
- » Tallied 11 points, 6 rebounds & 4 assists while playing 39:25 at NDSU (12/30)
- » Made 1st collegiate start vs. Oral Roberts (12/22)
- » Career highs in points (17), rebounds (7) and minutes (30) vs. Washington State (12/11)

## OTHER NOTABLES

- » Co-recipient of the 2021 DiRenna Award which recognizes the top boys' basketball player in the Kansas City area.
- » Averaged 21.2 points and 6.8 rebounds per game during the 2021 season
- » Father Reggie played basketball at Dodge City (Kan.) Community College and Tennessee Tech

## CAREER STATS

SEASON	TEAM	GP-GS	MIN/AVG	Field Goals		3-Point		F-Throws		Rebounds				Scoring						
				FG-FGA	FG%	3FG-3FGA	3FG%	FT-FTA	FT%	OFF	DEF	TOT	AVG	PF-FO	A	TO	BLK	STL	PTS	AVG
2021-22	SDSU	29-15	752/25.9	100-204	.490	46-109	.422	35-37	.946	15	71	86	3.0	38-0	63	33	1	23	281	9.7
TOTAL		29-15	752/25.9	100-204	.490	46-109	.422	35-37	.946	15	71	86	3.0	38-0	63	33	1	23	281	9.7





# 3 BAYLOR SCHEIERMAN

Sophomore | Guard | 6-6 | 180  
Aurora, Neb. | Aurora H.S.

## Career Highs

28, vs. Oral Roberts, 3/8/21  
9, Utah State, 11/26/20  
18, vs. Oral Roberts, 3/8/21  
6, at Omaha, 1/13/22  
10, at North Dakota State, 2/19/21  
8 (2x), last vs. North Dakota State, 1/29/22  
9 (4x), last at South Dakota, 2/5/22  
18, at Alabama, 11/12/21  
9 (2x), last at Denver, 2/10/22  
4, at Iowa State, 12/2/20  
2, at Denver, 2/10/22  
40, vs. Oral Roberts, 3/8/21

## Season Highs

Points 26, at Omaha, 1/13/22  
FGM 8, vs. South Dakota, 1/8/22  
FGA 15 (2x), last vs. Oral Roberts, 12/22/21  
3FGM Same  
3FGA 8 (2x), last at North Dakota, 1/31/22  
FTM 8, vs. North Dakota State, 1/29/22  
FTA 9 (3x), last at South Dakota, 2/5/22  
Rebs Same  
Assists 9, at Denver, 2/10/22  
Steals 3 (5x), last vs. Denver, 1/15/22  
Blocks Same  
Minutes 39, at Idaho, 12/8/21

## GAME-BY-GAME STATS

Opponent	Date	GS	MIN	Total		3-Pointers		Free throws		Rebounds				PF	A	TO	BLK	STL	PTS	AVG
				FG-FGA	PCT	3FG-3FGA	PCT	FT-FTA	PCT	OFF	DEF	TOT	AVG							
Bradley	11/09/2021	*	35:13	4-7	.571	2-2	1.000	0-0	.000	0	14	14	14.0	4	2	5	0	3	10	10.0
at Alabama	11/12/2021	*	36:53	3-12	.250	0-7	.000	4-6	.667	0	18	18	16.0	3	6	3	0	0	10	10.0
at SFA	11/14/2021	*	32:30	4-9	.444	0-5	.000	6-6	1.000	0	10	10	14.0	4	5	2	0	0	14	11.3
Montana St.	11/17/2021	*	30:56	7-8	.875	2-3	.667	2-2	1.000	0	7	7	12.3	1	3	2	0	3	18	13.0
Presentation	11/18/2021	*	21:26	3-7	.429	3-5	.600	0-0	.000	3	4	7	11.2	1	6	3	1	1	9	12.2
vs Nevada	11/22/2021	*	30:42	6-12	.500	4-8	.500	2-2	1.000	0	10	10	11.0	1	5	1	0	2	18	13.2
vs Washington	11/23/2021	*	38:14	5-15	.333	2-5	.400	2-4	.500	1	3	4	10.0	1	4	4	0	0	14	13.3
vs George Mason	11/24/2021	*	34:33	7-11	.636	4-7	.571	3-4	.750	0	3	3	9.1	2	3	1	0	0	21	14.3
Prairie View	11/30/2021	*	30:28	4-9	.444	3-5	.600	2-2	1.000	1	7	8	9.0	2	3	2	0	1	13	14.1
Minn.-Morris	12/03/2021	*	22:38	3-4	.750	2-3	.667	0-0	.000	0	7	7	8.8	2	5	2	0	3	8	13.5
at Idaho	12/08/2021	*	39:11	7-11	.636	3-6	.500	5-6	.833	0	14	14	9.3	2	4	1	0	1	22	14.3
vs Washington St.	12/11/2021	*	35:28	4-10	.400	3-6	.500	0-0	.000	0	8	8	9.2	0	3	3	0	3	11	14.0
at Missouri St.	12/15/2021	*	37:18	2-12	.167	1-4	.250	0-0	.000	0	4	4	8.8	3	1	2	0	0	5	13.3
Kansas City	12/20/2021	*	27:54	3-5	.600	0-1	.000	4-4	1.000	1	10	11	8.9	0	6	1	0	2	10	13.1
Oral Roberts	12/22/2021	*	30:24	7-15	.467	4-7	.571	2-2	1.000	0	6	6	8.7	3	2	1	0	1	20	13.5
at North Dakota St.	12/30/2021	*	39:25	7-15	.467	1-6	.167	7-9	.778	0	7	7	8.6	4	5	2	0	3	22	14.1
South Dakota	01/08/2022	*	33:38	8-8	1.000	3-3	1.000	0-0	.000	0	7	7	8.5	1	6	2	0	2	19	14.4
at Omaha	01/13/2022	*	34:49	7-9	.778	6-6	1.000	6-7	.857	0	11	11	8.7	2	6	3	0	2	26	15.0
Denver	01/15/2022	*	34:30	4-10	.400	2-6	.333	1-2	.500	0	11	11	8.8	1	2	0	0	3	11	14.8
at St. Thomas (MN)	01/20/2022	*	35:25	3-5	.600	2-3	.667	7-8	.875	0	11	11	8.9	2	8	3	0	0	15	14.8
at Western Ill.	01/22/2022	*	31:16	5-8	.625	3-3	1.000	4-5	.800	0	3	3	8.6	3	3	2	0	0	17	14.9
North Dakota	01/27/2022	*	25:09	5-8	.625	2-3	.667	1-3	.333	2	4	6	8.5	2	5	0	0	2	13	14.8
North Dakota St.	01/29/2022	*	37:39	7-17	.412	1-4	.250	8-9	.889	2	6	8	8.5	3	2	2	0	2	23	15.2
at North Dakota	01/31/2022	*	37:59	10-18	.556	1-8	.125	3-4	.750	0	8	8	8.5	0	5	3	1	1	24	15.5
at South Dakota	02/05/2022	*	37:54	4-8	.500	0-3	.000	7-9	.778	1	9	10	8.5	3	4	2	1	0	15	15.5
at Denver	02/10/2022	*	28:35	4-7	.571	3-5	.600	0-0	.000	1	4	5	8.4	2	9	0	2	1	11	15.3
Omaha	02/12/2022	*	27:26	3-8	.375	2-4	.500	1-2	.500	0	8	8	8.4	0	6	1	0	1	9	15.1
Western Ill.	02/17/2022	*	26:36	7-11	.636	1-2	.500	4-4	1.000	0	8	8	8.4	2	8	3	0	1	19	15.3
St. Thomas (MN)	02/19/2022	*	36:21	9-13	.692	3-5	.600	2-2	1.000	0	11	11	8.4	0	7	1	0	0	23	15.5
Totals			29 950:30	152-292	.521	63-135	.467	83-102	.814	12	233	245	8.4	54	134	57	5	38	450	15.5

## Player Averages

Games Played	Minutes/game	Points/game	FG Pct	3FG Pct	FT Pct	Rebounds/game	Assists/game	Turnovers/game	Assist/Turnover ratio	Steals/game	Blocks/game
29	32.8	15.5	52.1	46.7	81.4	8.4	4.6	2.0	2.4	1.3	0.2

## MISCELLANEOUS STATS

PRODUCTION	Season	Career
10+ Points	25	51
20+ Points	8	11
30+ Points	0	0
5+ Rebounds	25	63
10+ Rebounds	11	24
Games with a 3-Pointer	25	61
Games with an Assist	29	81
Games with a Steal	20	45
Games with a Block	4	14
Double-Doubles	11	24

## SEASON HIGHLIGHTS

- » Dished out 30 assists in last four games (7.5 average)
- » Career highs of 9 assists and 2 blocks at Denver (2/10)
- » 3x Summit League Player of the Week
- » Scored 20-plus points six times in league play
- » Scored 20 of his season-high 26 points in the first half at Omaha (1/13)
- » Was a perfect 8-for-8, scoring 19 points in win over USD (1/8)
- » Made game-winning 3-pointer at buzzer to beat Washington State (12/11)
- » Posted double figure scoring efforts in 25 of 29 games

## OTHER NOTABLES

- » Preseason First Team All-Summit
- » 2020-21 First Team All Summit
- » 10x 20+ points in career
- » 22 career double-doubles
- » 2x All-State, All-Area and All-Conference in high school
- » Led Aurora to Class C1 Nebraska State Football Championship

## CAREER STATS

SEASON	TEAM	GP-GS	MIN/AVG	Field Goals		3-Point		F-Throws		Rebounds				Scoring						
				FG-FGA	FG%	3FG-3FGA	3FG%	FT-FTA	FT%	OFF	DEF	TOT	AVG	PF-FO	A	TO	BLK	STL	PTS	AVG
2019-20	SDSU	32-3	647/20.2	70-164	.427	19-77	.247	32-48	.667	25	124	149	4.7	71-2	71	64	6	12	191	6.0
2020-21	SDSU	23-23	811/35.3	119-239	.498	57-130	.438	60-71	.845	13	199	212	9.2	28-0	91	45	4	24	355	15.4
2021-22	SDSU	29-29	950/32.8	152-292	.521	63-135	.467	83-102	.814	12	233	245	8.4	54-0	134	57	5	38	450	15.5
TOTAL		84-55	2409/28.7	341-695	.491	139-342	.406	175-221	.792	50	556	606	7.2	153-2	296	166	15	74	996	11.9



# 10 DAVID WINGETT

Sophomore | Guard/Forward | 6-7 | 205  
Winnebago, Neb. | Winnebago H.S.  
Bull City Prep Academy / Memphis

## Career Highs

24, at Purdue Fort Wayne, 1/11/20  
9, at Purdue Fort Wayne, 1/11/20  
15, at Purdue Fort Wayne, 1/11/20  
6, at Purdue Fort Wayne, 1/11/20  
9, at Purdue Fort Wayne, 1/11/20  
5, Purdue Fort Wayne, 2/16/20  
7, Purdue Fort Wayne, 2/16/20  
10, vs. Minnesota Morris, 12/3/21  
5, vs. Presentation, 11/18/21  
2 (4x), last North Dakota, 1/15/20  
4, vs. Minnesota Morris, 12/3/21  
36, at CSU Bakersfield, 11/9/19

Points 18, vs. Minnesota Morris, 12/3/21  
FGM 7, vs. Minnesota Morris, 12/3/21  
FGA 12, vs. Minnesota Morris, 12/3/21  
3FGM 4, vs. Minnesota Morris, 12/3/21  
3FGA 7, vs. Minnesota Morris, 12/3/21  
FTM 1, vs. Presentation, 11/18/21  
FTA 4, vs. Presentation, 11/18/21  
Rebs Same  
Assists 5, vs. Presentation, 11/18/21  
Steals 1 (4x), last at Western Illinois, 1/22/22  
Blocks Same  
Minutes 19, vs. Presentation, 11/18/21

## Season Highs

## GAME-BY-GAME STATS

Opponent	Date	GS	MIN	Total		3-Pointers		Free throws		Rebounds				PF	A	TO	BLK	STL	PTS	AVG
				FG-FGA	PCT	3FG-3FGA	PCT	FT-FTA	PCT	OFF	DEF	TOT	AVG							
Bradley	11/09/2021		07:49	1-2	.500	1-2	.500	0-0	.000	0	0	0	0.0	0	1	1	0	0	3	3.0
at Alabama	11/12/2021		12:59	2-5	.400	2-5	.400	0-0	.000	2	1	3	1.5	0	0	0	0	0	6	4.5
at SFA	11/14/2021		03:20	0-1	.000	0-1	.000	0-0	.000	0	0	0	1.0	0	1	0	0	0	0	3.0
Montana St.	11/17/2021		05:17	0-1	.000	0-1	.000	0-0	.000	0	1	1	1.0	2	0	0	0	0	0	2.3
Presentation	11/18/2021		19:08	1-5	.200	1-5	.200	1-4	.250	2	3	5	1.8	0	5	3	1	1	4	2.6
vs Nevada	11/22/2021		01:53	1-1	1.000	1-1	1.000	0-0	.000	0	1	1	1.7	0	1	0	0	0	3	2.7
Prairie View	11/30/2021		04:14	0-1	.000	0-1	.000	0-0	.000	0	0	0	1.4	0	0	0	0	0	0	2.3
Minn.-Morris	12/03/2021		18:35	7-12	.583	4-7	.571	0-0	.000	4	6	10	2.5	1	1	0	4	1	18	4.3
Kansas City	12/20/2021		07:10	0-0	.000	0-0	.000	0-0	.000	0	0	0	2.2	1	0	0	0	0	0	3.8
South Dakota	01/08/2022		02:37	0-0	.000	0-0	.000	2-2	1.000	0	0	0	2.0	0	0	1	0	1	2	3.6
at Western Ill.	01/22/2022		01:58	1-1	1.000	0-0	.000	0-0	.000	0	0	0	1.8	1	0	0	0	1	2	3.5
North Dakota	01/27/2022		10:58	2-4	.500	1-3	.333	0-1	.000	0	1	1	1.8	1	2	2	0	2	5	3.6
at Denver	02/10/2022		02:03	0-0	.000	0-0	.000	0-0	.000	0	0	0	1.6	1	0	0	0	0	0	3.3
Omaha	02/12/2022		06:04	1-1	1.000	0-0	.000	1-1	1.000	0	1	1	1.6	0	0	0	0	0	3	3.3
Western Ill.	02/17/2022		06:22	0-0	.000	0-0	.000	0-0	.000	0	2	2	1.6	2	0	1	0	0	0	3.1
Totals		0	110:27	16-34	.471	10-26	.385	4-8	.500	8	16	24	1.6	9	11	8	5	6	46	3.1

## Player Averages

Games Played	Minutes/game	Points/game	FG Pct	3FG Pct	FT Pct	Rebounds/game	Assists/game	Turnovers/game	Assist/Turnover ratio	Steals/game	Blocks/game
15	7.4	3.1	47.1	38.5	50.0	1.6	0.7	0.5	1.4	0.4	0.3

## MISCELLANEOUS STATS

PRODUCTION	Season	Career
10+ Points	1	19
20+ Points	0	1
30+ Points	0	0
5+ Rebounds	1	17
10+ Rebounds	1	1
Games with a 3-Pointer	6	48
Games with an Assist	6	38
Games with a Steal	5	30
Games with a Block	2	19
Double-Doubles	1	1

## SEASON HIGHLIGHTS

- » Logged 1st double-double (18 points, 10 rebs) vs. UM Morris (12/3)
- » Career-high 5 assists against Presentation (11/18)
- » Sank two three-pointers against Alabama (11/12)
- » Changed jersey numbers from 50 to 10 this season

## OTHER NOTABLES

- » Made 26 career starts (19 two years ago, 7 more last season)
- » Transferred from Memphis in summer 2019, granted immediate eligibility with NCAA Waiver
- » Played one season of post-graduate ball at Bull City Prep Academy (Durham, N.C.)
- » Left Winnebago High School as one of the top Nebraska prep scorers (No. 5) of all-time with over 2,200 points

## CAREER STATS

				Field Goals		3-Point		F-Throws		Rebounds									Scoring	
SEASON	TEAM	GP-GS	MIN/AVG	FG-FGA	FG%	3FG-3FGA	3FG%	FT-FTA	FT%	OFF	DEF	TOT	AVG	PF-FO	A	TO	BLK	STL	PTS	AVG
2018-19	Mem	4-0	23/5.6	1-10	.100	0-8	.000	0-0	.000	0	1	1	0.3	2-0	0	0	1	3	2	0.5
2019-20	SDSU	32-19	816/25.5	92-238	.387	57-151	.377	29-50	.580	22	121	143	4.5	49-1	35	32	13	20	270	8.4
2020-21	SDSU	21-7	372/17.7	43-107	.402	27-74	.365	16-22	.727	7	39	46	2.2	21-0	13	17	8	8	129	6.1
2021-22	SDSU	15-0	110/7.4	16-34	.471	10-26	.385	4-8	.500	8	16	24	1.6	9-0	11	8	5	6	46	3.1
TOTAL FOR SDSU		68-26	1298/19.1	151-379	.398	94-251	.375	49-80	.613	37	176	213	3.1	79-1	59	57	26	34	445	6.5
TOTAL		72-26	1321/18.3	152-389	.391	94-259	.363	49-80	.613	37	177	214	3.0	81-1	59	57	27	37	447	6.2



# 13 LUKE APPEL

Junior | Forward | 6-8 | 235  
Marshalltown, Iowa | Kirkwood CC | Marshalltown H.S.

## Career Highs

20, at North Dakota State, 12/30/21	Points	Same
9, at North Dakota State, 12/30/21	FGM	Same
11 (2x), last vs. North Dakota State, 1/29/22	FGA	Same
1 (3x), last vs. North Dakota, 1/27/22	3FGM	Same
2 (4x), last vs. North Dakota, 1/27/22	3FGA	2 (3x), last vs. North Dakota, 1/27/22
6, Kansas City, 2/27/21	FTM	5, at Western Illinois, 1/22/22
7 (2x), last Kansas City, 2/27/21	FTA	6, at Missouri State, 12/15/21
8, vs. North Dakota State, 1/29/22	Rebs	Same
6, at Alabama, 11/12/21	Assists	Same
2, at Oral Roberts, 2/13/21	Steals	1 (5x), last at South Dakota, 2/5/22
2 (2x), last vs. Prairie View, 11/30/21	Blocks	2, vs. Prairie View, 11/30/21
24, Kansas City, 2/26/21	Minutes	22, vs. Denver, 1/15/22

## Season Highs

## GAME-BY-GAME STATS

Opponent	Date	GS	MIN	Total		3-Pointers		Free throws		Rebounds				PF	A	TO	BLK	STL	PTS	AVG
				FG-FGA	PCT	3FG-3FGA	PCT	FT-FTA	PCT	OFF	DEF	TOT	AVG							
Bradley	11/09/2021		06:03	0-1	.000	0-0	.000	0-0	.000	1	0	1	1.0	0	1	0	1	0	0	0.0
at Alabama	11/12/2021		20:45	3-7	.429	0-2	.000	0-0	.000	3	2	5	3.0	5	6	1	0	0	6	3.0
at SFA	11/14/2021		12:28	3-5	.600	0-0	.000	0-0	.000	1	0	1	2.3	2	0	1	0	0	6	4.0
Montana St.	11/17/2021		14:04	5-8	.625	0-0	.000	1-2	.500	0	2	2	2.3	1	0	2	1	0	11	5.8
Presentation	11/18/2021		12:45	1-2	.500	0-0	.000	2-2	1.000	1	1	2	2.2	0	0	0	0	0	4	5.4
vs Nevada	11/22/2021		18:05	0-1	.000	0-0	.000	0-0	.000	2	2	4	2.5	4	3	4	1	0	0	4.5
vs Washington	11/23/2021		10:16	4-6	.667	0-0	.000	0-0	.000	1	1	2	2.4	2	0	1	0	1	8	5.0
vs George Mason	11/24/2021		20:28	5-7	.714	1-1	1.000	0-2	.000	0	1	1	2.3	5	3	0	0	0	11	5.8
Prairie View	11/30/2021		18:54	2-3	.667	0-0	.000	1-3	.333	0	2	2	2.2	2	0	2	0	0	5	5.7
Minn.-Morris	12/03/2021		15:20	2-3	.667	0-0	.000	2-2	1.000	1	4	5	2.5	1	1	2	1	1	6	5.7
at Idaho	12/08/2021		17:38	5-10	.500	1-1	1.000	2-3	.667	0	1	1	2.4	3	0	0	0	0	13	6.4
vs Washington St.	12/11/2021		16:50	2-6	.333	0-0	.000	2-3	.667	2	3	5	2.6	4	2	4	0	0	6	6.3
at Missouri St.	12/15/2021		17:30	7-11	.636	0-2	.000	3-6	.500	4	2	6	2.8	5	1	1	0	1	17	7.2
Kansas City	12/20/2021		18:38	3-8	.375	0-0	.000	7-8	.875	1	5	6	3.1	0	1	1	0	0	13	7.6
Oral Roberts	12/22/2021		15:22	3-5	.600	0-1	.000	1-4	.250	0	3	3	3.1	1	2	1	1	0	7	7.5
at North Dakota St.	12/30/2021		18:54	9-10	.900	0-0	.000	2-3	.667	0	0	0	2.9	3	0	2	0	0	20	8.3
South Dakota	01/08/2022		15:02	5-8	.625	0-1	.000	3-3	1.000	1	4	5	3.0	2	2	2	0	1	13	8.6
at Omaha	01/13/2022	*	14:39	1-4	.250	0-0	.000	0-0	.000	1	2	3	3.0	4	2	4	0	0	2	8.2
Denver	01/15/2022		21:53	5-9	.556	0-0	.000	2-2	1.000	1	6	7	3.2	3	4	3	0	0	12	8.4
at St. Thomas (MN)	01/20/2022		11:11	3-3	1.000	0-0	.000	0-0	.000	1	2	3	3.2	4	1	2	0	0	6	8.3
at Western Ill.	01/22/2022		19:51	4-5	.800	0-0	.000	5-5	1.000	0	2	2	3.1	3	3	4	0	0	13	8.5
North Dakota	01/27/2022		22:46	5-9	.556	1-2	.500	2-2	1.000	1	4	5	3.2	1	2	2	0	0	13	8.7
North Dakota St.	01/29/2022		21:43	6-11	.545	0-0	.000	2-2	1.000	1	7	8	3.4	5	0	0	0	0	14	9.0
at North Dakota	01/31/2022		11:51	0-3	.000	0-1	.000	2-2	1.000	0	3	3	3.4	2	1	0	0	0	2	8.7
at South Dakota	02/05/2022		21:01	6-8	.750	0-1	.000	1-2	.500	0	5	5	3.5	0	1	0	1	1	13	8.8
at Denver	02/10/2022		18:23	1-1	1.000	0-0	.000	0-0	.000	0	5	5	3.5	1	2	2	0	0	2	8.6
Omaha	02/12/2022		20:52	6-9	.667	0-0	.000	0-0	.000	0	3	3	3.5	3	1	1	2	0	12	8.7
Western Ill.	02/17/2022		16:19	2-2	1.000	0-0	.000	1-4	.250	0	0	0	3.4	3	1	4	0	0	5	8.6
St. Thomas (MN)	02/19/2022		18:15	2-5	.400	0-0	.000	0-0	.000	0	4	4	3.4	1	1	0	0	0	4	8.4
Totals		1	487:46	100-170	.588	3-12	.250	41-60	.683	23	76	99	3.4	70	43	44	10	5	244	8.4

## Player Averages

Games Played	Minutes/game	Points/game	FG Pct	3FG Pct	FT Pct	Rebounds/game	Assists/game	Turnovers/game	Assist/Turnover ratio	Steals/game	Blocks/game
29	16.8	8.4	58.8	25.0	68.3	3.4	1.5	1.5	1.0	0.2	0.3

## MISCELLANEOUS STATS

PRODUCTION	Season	Career
10+ Points	13	21
20+ Points	1	1
30+ Points	0	0
5+ Rebounds	11	14
10+ Rebounds	0	0
Games with a 3-Pointer	3	3
Games with an Assist	22	28
Games with a Steal	5	8
Games with a Block	8	13
Double-Doubles	0	0

## SEASON HIGHLIGHTS

- » Made 17-of-25 shots in five games in February
- » Ranks ninth in Summit League in points per 40 minutes at 21.0
- » String of 17 consecutive FT made ended at South Dakota (2/5)
- » Made first start of Jackrabbit career at Omaha (1/13)
- » Career high 20 points on 9-of-10 shooting at NDSU (12/30)
- » Has dished out 3+ assists five times and has 43 for the season, supressing last year's total of 9.


## OTHER NOTABLES

- » 2019-20 NJCAA 2nd Team All-American
- » Played on NJCAA National Champions at Kirkwood in 18-19
- » Played alongside fellow Jack Douglas Wilson at Kirkwood CC
- » Head coach at Kirkwood was Bryan Petersen, now an SDSU assistant

## CAREER STATS

SEASON	TEAM	GP-GS	MIN/AVG	Field Goals		3-Point		F-Throws		Rebounds				Scoring			
				FG-FGA	FG%	3FG-3FGA	3FG%	FT-FTA	FT%	OFF	DEF	TOT	AVG	PF-FO	A	TO	BLK
2020-21	SDSU	22-0	270/12.3	65-102	.637	0-6	.000	35-55	.636	14	35	49	2.2	56-2	9	31	6
2021-22	SDSU	29-1	488/16.8	100-170	.588	3-12	.250	41-60	.683	23	76	99	3.4	70-4	43	44	10
TOTAL		51-1	758/14.9	165-272	.607	3-18	.167	76-115	.661	37	111	148	2.9	126-6	52	75	16





# 15 NOAH FREIDEL

Sophomore | Guard | 6-4 | 185  
Tea, S.D. | Tea Area H.S.

## Career Highs

35, vs. Purdue Fort Wayne, 3/7/20  
11, vs. Purdue Fort Wayne, 3/7/20  
24, at Idaho, 12/8/21  
7, vs. Purdue Fort Wayne, 3/7/20  
14 vs. Purdue Fort Wayne, 3/7/20  
7, South Dakota, 2/23/20  
8 (2x), last vs. Purdue Fort Wayne, 3/7/20  
8 (3x), last vs. West Virginia, 11/25/20  
8, Denver, 2/14/20  
2 (9x), last vs. North Dakota State, 12/10/20  
2 (2x), last North Dakota, 1/23/21  
40, South Dakota, 2/5/21

## Season Highs

Points 25 (2x), last vs. George Mason, 11/24/21  
FGM 10, at Stephen F. Austin, 11/14/21  
FGA Same  
3FGM 5 (3x), last vs. Prairie View, 11/30/21  
3FGA 12 (3x), last at Idaho, 12/8/21  
FTM 6, vs. Washington, 11/23/21  
FTA 7, vs. Washington State, 12/11/21  
Rebs 5 (2x), last at Idaho, 12/8/21  
Assists 5, vs. Presentation, 11/18/21  
Steals 1 (4x), last vs. Washington State, 12/11/21  
Blocks 1 (2x), last vs. George Mason, 11/24/21  
Minutes 36, vs. Washington, 11/23/21

## GAME-BY-GAME STATS

Opponent	Date	GS	MIN	Total		3-Pointers		Free throws		Rebounds				PF	A	TO	BLK	STL	PTS	AVG
				FG-FGA	PCT	3FG-3FGA	PCT	FT-FTA	PCT	OFF	DEF	TOT	AVG							
Bradley	11/09/2021		25:19	4-13	.308	3-8	.375	5-6	.833	1	1	2	2.0	2	0	2	0	0	16	16.0
at Alabama	11/12/2021		30:50	8-13	.615	3-7	.429	4-6	.667	0	1	1	1.5	2	0	2	0	0	23	19.5
at SFA	11/14/2021	*	35:15	10-17	.588	5-12	.417	0-0	.000	1	1	2	1.7	2	2	3	0	1	25	21.3
Montana St.	11/17/2021		22:19	6-10	.600	3-6	.500	3-6	.500	1	3	4	2.3	1	0	1	0	0	18	20.5
Presentation	11/18/2021		17:47	4-7	.571	4-6	.667	2-3	.667	0	2	2	2.2	1	5	0	0	0	14	19.2
vs Nevada	11/22/2021	*	22:38	7-14	.500	5-10	.500	2-5	.400	1	3	4	2.5	2	2	3	1	0	21	19.5
vs Washington	11/23/2021	*	36:28	6-14	.429	2-6	.333	6-6	1.000	1	4	5	2.9	1	1	4	0	1	20	19.6
vs George Mason	11/24/2021	*	34:28	9-17	.529	4-8	.500	3-5	.600	0	3	3	2.9	0	1	2	1	0	25	20.3
Prairie View	11/30/2021	*	25:08	7-15	.467	5-12	.417	2-3	.667	0	1	1	2.7	2	2	2	0	1	21	20.3
at Idaho	12/08/2021	*	35:19	5-24	.208	2-12	.167	3-3	1.000	1	4	5	2.9	3	1	0	0	0	15	19.8
vs Washington St.	12/11/2021	*	35:28	7-13	.538	4-6	.667	5-7	.714	0	3	3	2.9	2	0	4	0	1	23	20.1
at Missouri St.	12/15/2021	*	37:18	2-12	.167	0-5	.000	3-5	.600	0	3	3	2.9	4	1	1	2	2	7	19.0
Kansas City	12/20/2021	*	27:24	3-6	.500	0-2	.000	0-0	.000	0	3	3	2.9	1	3	2	0	2	6	18.0
at Denver	02/10/2022		02:03	2-2	1.000	2-2	1.000	0-0	.000	0	0	0	2.7	1	0	0	1	0	6	17.1
Omaha	02/12/2022		02:30	0-2	.000	0-2	.000	0-0	.000	1	1	2	2.7	1	0	0	0	0	0	16.0
Western Ill.	02/17/2022		04:32	0-1	.000	0-1	.000	2-2	1.000	1	0	1	2.6	0	1	0	1	0	2	15.1
Totals		9	394:46	80-180	.444	42-105	.400	40-57	.702	8	33	41	2.6	25	19	26	6	8	242	15.1

## Player Averages

Games Played	Minutes/game	Points/game	FG Pct	3FG Pct	FT Pct	Rebounds/game	Assists/game	Turnovers/game	Assist/Turnover ratio	Steals/game	Blocks/game
16	24.7	15.1	44.4	40.0	70.2	2.6	1.2	1.6	0.7	0.5	0.4

## MISCELLANEOUS STATS

PRODUCTION	Season	Career
10+ Points	11	40
20+ Points	7	20
30+ Points	0	1
5+ Rebounds	2	20
10+ Rebounds	0	0
Games with a 3-Pointer	12	53
Games with an Assist	10	42
Games with a Steal	6	29
Games with a Block	5	22
Double-Doubles	0	0

## SEASON HIGHLIGHTS


- » Hit a pair of 3-pointers at Denver (2/10)
- » Did not play in 11 consecutive league games - head coach's decision
- » Had scored in double figures and made multiple 3-pointers in each of 1st 11 games - scored a combined 13 points on 0-of-7 shooting in last two contests
- » Scored 20+ points in all three games at the Crossover Classic
- » 7x 20+ points

## OTHER NOTABLES

- » Preseason Second Team All-Summit
- » Career high 35 points in 2020 Summit League Tourney vs. Purdue Fort Wayne
- » 2018 Argus Leader SD Player of the Year
- » 2x SD HS State Champion

## CAREER STATS

				Field Goals		3-Point		F-Throws		Rebounds										Scoring	
SEASON	TEAM	GP-GS	MIN/AVG	FG-FGA	FG%	3FG-3FGA	3FG%	FT-FTA	FT%	OFF	DEF	TOT	AVG	PF-FO	A	TO	BLK	STL	PTS	AVG	
2019-20	SDSU	32-29	938/29.3	127-282	.450	66-167	.395	69-81	.852	25	105	130	4.1	68-0	54	56	11	20	389	12.2	
2020-21	SDSU	14-12	434/31.0	76-186	.409	38-99	.384	34-44	.773	10	49	59	4.2	32-0	29	24	10	12	224	16.0	
2021-22	SDSU	16-9	395/24.7	80-180	.444	42-105	.400	40-57	.702	8	33	41	2.6	25-0	19	26	6	8	242	15.1	
TOTAL		62-50	1767/28.5	283-648	.437	146-371	.394	143-182	.786	43	187	230	3.7	125-0	102	106	27	40	855	13.8	



# 22 AARON FIEGEN

Sophomore | Forward | 6-7 | 215  
Madison, S.D. | Madison H.S.

## Career Highs

4 (2x), last vs. North Dakota, 1/27/22  
2 (2x), last vs. North Dakota, 1/27/22  
4, vs. Minnesota Morris, 12/3/21  
N/A  
1, Mississippi Valley, 11/24/19  
1 (2x), last North Dakota, 1/15/20  
2 (3x), last Mount Marty, 1/4/21  
3, Peru State, 11/7/19  
1 (3x), last vs. North Dakota, 1/27/22  
1, vs. Presentation, 11/18/21  
1 (2x), last North Dakota, 1/22/21  
10, vs. Minnesota Morris, 12/3/21

Points  
FGM  
FGA  
3FGM  
3FGA  
FTM  
FTA  
Rebs  
Assists  
Steals  
Blocks  
Minutes

## Season Highs

Same  
Same  
Same  
N/A  
N/A  
N/A  
N/A  
2, vs. North Dakota, 1/27/22  
1 (2x), last vs. North Dakota 1/27/22  
1, vs. Presentation, 11/18/21  
N/A  
Same

## GAME-BY-GAME STATS

Opponent	Date	GS	MIN	Total		3-Pointers		Free throws		Rebounds				PF	A	TO	BLK	STL	PTS	AVG
				FG-FGA	PCT	3FG-3FGA	PCT	FT-FTA	PCT	OFF	DEF	TOT	AVG							
at Alabama	11/12/2021		00:18	0-0	.000	0-0	.000	0-0	.000	0	0	0	0.0	0	0	0	0	0	0	0.0
Montana St.	11/17/2021		01:49	0-0	.000	0-0	.000	0-0	.000	0	0	0	0.0	0	0	0	0	0	0	0.0
Presentation	11/18/2021		06:48	1-3	.333	0-0	.000	0-0	.000	0	1	1	0.3	0	0	0	0	1	2	0.7
vs Nevada	11/22/2021		01:53	0-0	.000	0-0	.000	0-0	.000	0	0	0	0.3	0	1	0	0	0	0	0.5
Minn.-Morris	12/03/2021		10:33	2-4	.500	0-0	.000	0-0	.000	0	1	1	0.4	0	0	0	0	0	4	1.2
Kansas City	12/20/2021		03:43	1-1	1.000	0-0	.000	0-0	.000	0	1	1	0.5	1	0	1	0	0	2	1.3
at Western Ill.	01/22/2022		01:58	0-0	.000	0-0	.000	0-0	.000	0	0	0	0.4	1	0	1	0	0	0	1.1
North Dakota	01/27/2022		04:19	2-2	1.000	0-0	.000	0-0	.000	0	2	2	0.6	0	1	0	0	0	4	1.5
at Denver	02/10/2022		02:03	0-0	.000	0-0	.000	0-0	.000	0	0	0	0.6	0	0	0	0	0	0	1.3
Omaha	02/12/2022		02:30	1-1	1.000	0-0	.000	0-0	.000	1	0	1	0.6	0	0	1	0	0	2	1.4
Western Ill.	02/17/2022		04:32	1-1	1.000	0-0	.000	0-0	.000	0	2	2	0.7	1	0	1	0	1	2	1.5
<b>Totals</b>		<b>0</b>	<b>40:26</b>	<b>8-12</b>	<b>.667</b>	<b>0-0</b>	<b>.000</b>	<b>0-0</b>	<b>.000</b>	<b>1</b>	<b>7</b>	<b>8</b>	<b>0.7</b>	<b>3</b>	<b>2</b>	<b>4</b>	<b>0</b>	<b>2</b>	<b>16</b>	<b>1.5</b>

## Player Averages

Games Played	Minutes/game	Points/game	FG Pct	3FG Pct	FT Pct	Rebounds/game	Assists/game	Turnovers/game	Assist/Turnover ratio	Steals/game	Blocks/game
11	3.7	1.5	66.7	0.0	0.0	0.7	0.2	0.4	0.5	0.2	0.0

## MISCELLANEOUS STATS

PRODUCTION	Season	Career
10+ Points	0	0
20+ Points	0	0
30+ Points	0	0
5+ Rebounds	0	0
10+ Rebounds	0	0
Games with a 3-Pointer	0	1
Games with an Assist	3	2
Games with a Steal	0	0
Games with a Block	0	0
Double-Doubles	0	0

## SEASON HIGHLIGHTS


- » Matched his career high, scoring 4 points in 4 minutes vs. UND (1/27)
- » Scored a career high 4 points on 2-of-4 shooting vs. UM Morris
- » Recorded his first-career steal against Presentation
- » Scored the final bucket in SDSU's 99-62 win over Presentation

## OTHER NOTABLES

- » Underwent brain surgery in July 2019
- » Redshirted 2018-19 season
- » First Team All-State in 2017-18 at Madison HS

## CAREER STATS

SEASON	TEAM	GP-GS	MIN/AVG	Field Goals		3-Point		F-Throws		Rebounds				Scoring						
				FG-FGA	FG%	3FG-3FGA	3FG%	FT-FTA	FT%	OFF	DEF	TOT	AVG	PF-FO	A	TO	BLK	STL	PTS	AVG
2019-20	SDSU	9-0	26/2.9	2-5	.400	0-1	.000	2-4	.500	3	4	7	0.8	5-0	0	0	1	0	6	0.7
2020-21	SDSU	10-0	28/2.8	2-2	1.000	0-0	.000	0-2	.000	1	1	2	0.2	7-0	1	0	1	0	4	0.4
2021-22	SDSU	11-0	40/3.7	8-12	.667	0-0	.000	0-0	.000	1	7	8	0.7	3-0	2	4	0	2	16	1.5
<b>TOTAL</b>		<b>30-0</b>	<b>95/3.2</b>	<b>12-19</b>	<b>.632</b>	<b>0-1</b>	<b>.000</b>	<b>2-6</b>	<b>.333</b>	<b>5</b>	<b>12</b>	<b>17</b>	<b>0.6</b>	<b>15-0</b>	<b>3</b>	<b>4</b>	<b>2</b>	<b>2</b>	<b>26</b>	<b>0.9</b>



# 30 CHARLIE EASLEY

Sophomore | Guard | 6-2 | 190  
Lincoln, Neb. | Nebraska | Lincoln Pius X H.S.

## Career Highs

19, vs. Western Illinois, 2/17/22	Points	Same
7, vs. Western Illinois, 2/17/22	FGM	Same
10, at Omaha, 1/13/22	FGA	Same
5, vs. Western Illinois, 2/17/22	3FGM	Same
7 (2x), last vs. Western Illinois, 2/17/22	3FGA	Same
6, vs. Prairie View, 11/30/21	FTM	Same
8, vs. Prairie View, 11/30/21	FTA	Same
8 (2x), last at North Dakota, 1/31/22	Rebs	8, at North Dakota, 1/31/22
4 (3x), last vs. North Dakota State, 1/29/22	Assists	4 (2x), last vs. North Dakota State, 1/29/22
5, vs. Minnesota Morris, 12/3/21	Steals	Same
2, at St. Thomas, 1/20/22	Blocks	Same
35, vs. Western Illinois, 1/8/212	Minutes	34, vs. Oral Roberts, 12/22/21

## Season Highs

## GAME-BY-GAME STATS

Opponent	Date	GS	MIN	Total		3-Pointers		Free throws		Rebounds				PF	A	TO	BLK	STL	PTS	AVG
				FG-FGA	PCT	3FG-3FGA	PCT	FT-FTA	PCT	OFF	DEF	TOT	AVG							
Bradley	11/09/2021		06:46	0-2	.000	0-1	.000	0-0	.000	0	3	3	3.0	1	0	0	0	1	0	0.0
at Alabama	11/12/2021		11:27	2-5	.400	1-1	1.000	0-0	.000	2	2	4	3.5	0	0	0	0	0	5	2.5
at SFA	11/14/2021		21:49	3-5	.600	1-1	1.000	1-1	1.000	0	1	1	2.7	0	2	0	0	0	8	4.3
Montana St.	11/17/2021	*	25:18	5-7	.714	3-3	1.000	0-0	.000	2	1	3	2.8	0	2	1	0	2	13	6.5
Presentation	11/18/2021	*	20:34	2-5	.400	1-3	.333	0-0	.000	0	2	2	2.6	0	1	2	0	2	5	6.2
vs Nevada	11/22/2021		24:54	4-6	.667	2-3	.667	0-0	.000	1	6	7	3.3	1	1	1	0	1	10	6.8
vs Washington	11/23/2021		24:16	3-6	.500	1-3	.333	0-0	.000	1	2	3	3.3	3	1	0	1	3	7	6.9
vs George Mason	11/24/2021		25:59	1-3	.333	1-3	.333	0-0	.000	0	3	3	3.3	0	1	1	1	1	3	6.4
Prairie View	11/30/2021		25:19	2-4	.500	2-2	1.000	6-8	.750	0	1	1	3.0	3	0	1	1	1	12	7.0
Minn.-Morris	12/03/2021	*	19:34	5-6	.833	1-1	1.000	0-0	.000	0	1	1	2.8	1	4	0	1	5	11	7.4
at Idaho	12/08/2021		26:02	4-5	.800	2-3	.667	1-1	1.000	0	1	1	2.6	4	1	0	0	0	11	7.7
vs Washington St.	12/11/2021		27:09	4-6	.667	0-1	.000	0-0	.000	1	2	3	2.7	1	2	0	0	1	8	7.8
at Missouri St.	12/15/2021		20:58	0-1	.000	0-0	.000	0-0	.000	0	4	4	2.8	1	1	2	0	0	0	7.2
Kansas City	12/20/2021		15:52	3-4	.750	2-3	.667	2-2	1.000	0	2	2	2.7	1	1	0	0	2	10	7.4
Oral Roberts	12/22/2021	*	34:54	3-5	.600	1-2	.500	0-0	.000	1	5	6	2.9	2	1	2	0	0	7	7.3
at North Dakota St.	12/30/2021	*	14:02	1-2	.500	1-1	1.000	0-0	.000	0	1	1	2.8	4	0	1	0	1	3	7.1
South Dakota	01/08/2022	*	28:16	1-7	.143	0-3	.000	0-0	.000	1	3	4	2.9	4	1	2	0	0	2	6.8
at Omaha	01/13/2022	*	34:13	5-10	.500	0-4	.000	3-4	.750	2	3	5	3.0	1	3	1	0	0	13	7.1
Denver	01/15/2022	*	26:23	1-9	.111	1-7	.143	0-0	.000	1	3	4	3.1	1	1	1	0	0	3	6.9
at St. Thomas (MN)	01/20/2022	*	28:34	2-5	.400	2-4	.500	2-2	1.000	0	2	2	3.0	3	0	1	2	0	8	7.0
at Western Ill.	01/22/2022	*	18:44	3-5	.600	1-1	1.000	0-0	.000	0	2	2	3.0	4	2	1	0	1	7	7.0
North Dakota	01/27/2022	*	21:54	2-3	.667	2-2	1.000	0-0	.000	1	4	5	3.0	3	1	1	0	2	6	6.9
North Dakota St.	01/29/2022	*	21:25	3-5	.600	0-1	.000	1-1	1.000	0	4	4	3.1	1	4	0	0	2	7	6.9
at North Dakota	01/31/2022	*	29:26	4-8	.500	1-2	.500	4-6	.667	4	4	8	3.3	4	0	2	0	3	13	7.2
at South Dakota	02/05/2022	*	26:33	3-4	.750	2-2	1.000	1-2	.500	1	1	2	3.2	3	1	0	0	0	9	7.2
at Denver	02/10/2022	*	22:53	3-7	.429	2-5	.400	0-0	.000	0	2	2	3.2	0	1	0	0	0	8	7.3
Omaha	02/12/2022	*	24:13	2-5	.400	2-5	.400	1-4	.250	1	2	3	3.2	3	1	0	0	2	7	7.3
Western Ill.	02/17/2022	*	26:41	7-9	.778	5-7	.714	0-0	.000	2	5	7	3.3	2	1	1	0	1	19	7.7
St. Thomas (MN)	02/19/2022	*	27:46	4-7	.571	3-6	.500	1-1	1.000	1	3	4	3.3	1	1	2	0	1	12	7.8
Totals			18 681:54	82-156	.526	40-80	.500	23-32	.719	22	75	97	3.3	52	35	23	6	32	227	7.8

## Player Averages

Games Played	Minutes/game	Points/game	FG Pct	3FG Pct	FT Pct	Rebounds/game	Assists/game	Turnovers/game	Assist/Turnover ratio	Steals/game	Blocks/game
29	23.5	7.8	52.6	50.0	71.9	3.3	1.2	0.8	1.5	1.1	0.2

## MISCELLANEOUS STATS

PRODUCTION	Season	Career
10+ Points	10	11
20+ Points	0	0
30+ Points	0	0
5+ Rebounds	6	9
10+ Rebounds	0	0
Games with a 3-Pointer	23	41
Games with an Assist	23	49
Games with a Steal	18	43
Games with a Block	5	10
Double-Doubles	0	0

## SEASON HIGHLIGHTS

- » Made 14-of-25 3s in five February games
- » Career high 19 points, 14 coming in the first eight minutes, vs. Western Illinois (2/17)
- » Tallied 13 points and 8 rebounds at UND (1/31)
- » Provided the Jacks with a second-half spark off the bench against SFA, finishing with eight points, all of which came in the final 8:09 of the game (11/14)

## OTHER NOTABLES

- » Started four games at Nebraska in 2019-20
- » 3-year starter at Lincoln Pius X
- » Pius X record 1,412 career points
- » Played on 2018-19 Neb. Class B H.S. state championship team

## CAREER STATS

				Field Goals		3-Point		F-Throws		Rebounds										Scoring	
SEASON	TEAM	GP-GS	MIN/AVG	FG-FGA	FG%	3FG-3FGA	3FG%	FT-FTA	FT%	OFF	DEF	TOT	AVG	PF-FO	A	TO	BLK	STL	PTS	AVG	
2019-20	Nebr	28-4	326/11.7	17-58	.293	5-30	.167	15-20	.750	9	20	29	1.0	29-0	13	14	3	18	54	1.9	
2020-21	SDSU	23-9	476/20.7	40-93	.430	21-51	.412	12-19	.632	9	52	61	2.7	48-0	30	22	2	24	113	4.9	
2021-22	SDSU	29-18	682/23.5	82-156	.526	40-80	.500	23-32	.719	22	75	97	3.3	52-0	35	23	6	32	227	7.8	
TOTAL FOR SDSU		52-27	1158/22.3	122-249	.490	61-131	.466	35-51	.686	31	127	158	3.0	100-0	65	45	8	56	340	6.5	
TOTAL		80-31	1484/18.6	139-307	.453	66-161	.410	50-71	.704	40	147	187	2.3	129-0	78	59	11	74	394	4.9	



# 32 MATT DENTLINGER

Junior | Forward | 6-8 | 240  
Arcadia, Iowa | Kuemper Catholic H.S.

## Career Highs

26, at South Dakota, 1/19/20  
13, at South Dakota, 1/19/20  
18, at South Dakota, 1/19/20  
1 (2x), last North Dakota, 12/11/20  
1 (5x), last North Dakota, 12/11/20  
8, Kansas City, 2/27/21  
12, Kansas City, 2/27/21  
14, vs UTRGV, 11/5/19  
7, at South Dakota, 1/19/20  
4, vs Omaha, 2/8/20  
5, vs Purdue Fort Wayne, 2/16/20  
37, at North Dakota State, 2/27/20

Points  
FGM  
FGA  
3FGM  
3FGA  
FTM  
FTA  
Rebs  
Assists  
Steals  
Blocks  
Minutes

## Season Highs

25, at Omaha, 1/13/22  
11, at Omaha, 1/13/22  
13, at Omaha, 1/13/22  
N/A  
1, at Alabama, 11/12/21  
5, Bradley, 11/9/21  
5 (2x), last vs. Minnesota Morris, 12/3/21  
7, at Omaha, 1/13/22  
2, vs. Presentation, 11/18/21  
1 (5x), last vs. Kansas City, 12/20/21  
2 (2x), last vs. Oral Roberts, 12/22/21  
29, at Omaha, 1/13/22

## GAME-BY-GAME STATS

Opponent	Date	GS	MIN	Total		3-Pointers		Free throws		Rebounds				PF	A	TO	BLK	STL	PTS	AVG	
				FG-FGA	PCT	3FG-3FGA	PCT	FT-FTA	PCT	OFF	DEF	TOT	AVG								
Bradley	11/09/2021	*	20:33	4-8	.500	0-0	.000	5-5	1.000	4	2	6	6.0	1	0	1	2	0	13	13.0	
at Alabama	11/12/2021	*	12:31	1-2	.500	0-1	.000	0-0	.000	0	0	0	3.0	0	0	1	1	0	2	7.5	
at SFA	11/14/2021	*	27:15	4-6	.667	0-0	.000	2-2	1.000	0	1	1	2.3	2	0	2	1	1	10	8.3	
Montana St.	11/17/2021	*	13:06	1-3	.333	0-0	.000	0-0	.000	0	2	2	2.3	2	0	0	0	1	2	6.8	
Presentation	11/18/2021	*	17:59	4-4	1.000	0-0	.000	4-4	1.000	1	3	4	2.6	2	2	0	1	0	12	7.8	
vs Nevada	11/22/2021	*	18:27	3-4	.750	0-0	.000	1-2	.500	1	2	3	2.7	5	1	1	0	0	7	7.7	
vs Washington	11/23/2021	*	11:19	1-3	.333	0-0	.000	0-0	.000	0	1	1	2.4	2	1	2	0	1	2	6.9	
vs George Mason	11/24/2021	*	13:07	0-2	.000	0-0	.000	0-0	.000	0	4	4	2.6	3	0	0	0	0	0	6.0	
Prairie View	11/30/2021	*	11:56	2-2	1.000	0-0	.000	0-0	.000	1	2	3	2.7	4	1	0	1	0	4	5.8	
Minn.-Morris	12/03/2021	*	14:15	4-5	.800	0-0	.000	3-5	.600	1	2	3	2.7	1	0	0	0	0	11	6.3	
at Idaho	12/08/2021	*	11:16	2-6	.333	0-0	.000	0-0	.000	1	0	1	2.5	0	0	1	0	1	4	6.1	
vs Washington St.	12/11/2021	*	17:32	4-6	.667	0-0	.000	0-0	.000	1	2	3	2.6	2	1	1	0	0	8	6.3	
at Missouri St.	12/15/2021	*	18:15	1-1	1.000	0-0	.000	0-1	.000	1	1	2	2.5	0	2	0	1	0	2	5.9	
Kansas City	12/20/2021	*	22:14	1-4	.250	0-0	.000	3-3	1.000	0	2	2	2.5	3	1	4	0	1	5	5.9	
Oral Roberts	12/22/2021		14:16	4-4	1.000	0-0	.000	1-2	.500	1	2	3	2.5	1	0	0	2	0	9	6.1	
at North Dakota St.	12/30/2021		12:05	0-2	.000	0-0	.000	0-0	.000	1	1	2	2.5	5	0	2	0	0	0	5.7	
South Dakota	01/08/2022		20:11	4-4	1.000	0-0	.000	1-1	1.000	0	1	1	2.4	2	0	1	1	0	9	5.9	
at Omaha	01/13/2022		29:52	11-13	.846	0-0	.000	3-3	1.000	2	5	7	2.7	2	1	1	0	0	25	6.9	
Denver	01/15/2022		12:34	2-2	1.000	0-0	.000	2-2	1.000	1	1	2	2.6	2	2	0	1	0	6	6.9	
at St. Thomas (MN)	01/20/2022		07:54	2-2	1.000	0-0	.000	0-0	.000	0	0	0	2.5	0	0	0	0	0	4	6.8	
at Western Ill.	01/22/2022		23:50	3-3	1.000	0-0	.000	0-0	.000	0	9	9	2.8	1	2	0	0	0	6	6.7	
North Dakota	01/27/2022		19:19	2-4	.500	0-0	.000	2-2	1.000	0	4	4	2.9	1	1	0	1	0	6	6.7	
North Dakota St.	01/29/2022		13:12	0-1	.000	0-0	.000	4-4	1.000	0	3	3	2.9	3	1	2	1	0	4	6.6	
at North Dakota	01/31/2022		09:32	1-2	.500	0-0	.000	1-2	.500	2	3	5	3.0	1	0	0	1	0	3	6.4	
at South Dakota	02/05/2022		11:15	1-3	.333	0-0	.000	0-0	.000	1	0	1	2.9	1	0	0	0	0	2	6.2	
at Denver	02/10/2022		14:28	2-2	1.000	0-0	.000	0-0	.000	0	2	2	2.8	1	1	1	2	0	4	6.2	
Omaha	02/12/2022		14:52	0-2	.000	0-0	.000	2-4	.500	1	2	3	2.9	0	1	0	2	1	2	6.0	
Western Ill.	02/17/2022		20:06	2-4	.500	0-0	.000	1-2	.500	0	1	1	2.8	1	3	0	0	0	5	6.0	
St. Thomas (MN)	02/19/2022		14:47	3-3	1.000	0-0	.000	4-4	1.000	0	2	2	2.8	1	0	0	0	0	10	6.1	
Totals			14	467:59	69-107	.645	0-1	.000	39-48	.813	20	60	80	2.8	49	21	20	18	6	177	6.1

## Player Averages

Games Played	Minutes/game	Points/game	FG Pct	3FG Pct	FT Pct	Rebounds/game	Assists/game	Turnovers/game	Assist/Turnover ratio	Steals/game	Blocks/game
29	16.1	6.1	64.5	0.0	81.3	2.8	0.7	0.7	1.1	0.2	0.6

## MISCELLANEOUS STATS

PRODUCTION	Season	Career
10+ Points	6	38
20+ Points	1	8
30+ Points	0	0
5+ Rebounds	4	43
10+ Rebounds	0	5
Games with a 3-Pointer	0	2
Games with an Assist	15	64
Games with a Steal	6	33
Games with a Block	14	56
Double-Doubles	0	5

## SEASON HIGHLIGHTS

- » Shooting 38-of-55 (69.1 percent) in league play
- » Made 24-of-29 free throws (82.8 percent) in league play
- » Scored 10 points in 14 minutes vs. St. Thomas (2/19)
- » Tallied season high 25 points, including three dunks in the final minute, at Omaha (1/13)
- » Didn't start vs. Oral Roberts
- » (12/22), ending a streak of 69 consecutive games started
- » Provided spark off bench vs. Oral Roberts (12/22), scoring 9 points and blocking 2 shots in 14 minutes
- » Started the year 11-for-11 at the free throw line

## OTHER NOTABLES

- » Scored in double figures in the final nine games of last season
- » 7x 20+ points
- » 5 double-doubles
- » First Team All-Iowa as H.S. senior

## CAREER STATS

SEASON	TEAM	GP-GS	MIN/AVG	Field Goals		3-Point		F-Throws		Rebounds				Scoring						
				FG-FGA	FG%	3FG-3FGA	3FG%	FT-FTA	FT%	OFF	DEF	TOT	AVG	PF-FO	A	TO	BLK	STL	PTS	AVG
2018-19	SDSU	32-7	387/12.1	36-64	.563	0-3	.000	18-25	.720	43	44	87	2.7	44-1	12	13	6	6	90	2.8
2019-20	SDSU	32-32	890/27.8	159-253	.628	1-3	.333	71-101	.703	57	135	192	6.0	64-1	61	45	40	17	390	12.2
2020-21	SDSU	23-23	576/25.0	93-146	.637	1-1	1.000	47-69	.681	38	64	102	4.4	42-0	30	30	22	10	234	10.2
2021-22	SDSU	29-14	468/16.1	69-107	.645	0-1	.000	39-48	.813	20	60	80	2.8	49-2	21	20	18	6	177	6.1
TOTAL		116-76	2321/20.0	357-570	.626	2-8	.250	175-243	.720	158	303	461	4.0	199-4	124	108	86	39	891	7.7





# 34 ALEX ARIANS

Junior | Guard | 6-4 | 210  
Madison, Wis. | Edgewood H.S.

## Career Highs

20, at St. Thomas, 1/21/22  
8, at South Dakota, 1/6/19  
12 (2x), last vs. Denver, 1/15/22  
5, vs. Denver, 1/15/22  
8, vs. Denver, 1/15/22  
8, vs. South Dakota, 12/12/20  
8 (2x), last vs. South Dakota, 12/12/20  
11 (2x), last vs North Dakota State, 1/22/20  
7 (2x), last at Iowa State, 12/2/20  
5, vs Idaho, 12/21/19  
2, vs. South Dakota, 2/5/21  
40, Purdue Fort Wayne, 2/21/19

## Season Highs

Points Same  
FGM 6, vs. Denver, 1/15/22  
FGA 12, vs. Denver, 1/15/22  
3FGM Same  
3FGA Same  
FTM 6 (3x), last at St. Thomas, 1/20/22  
FTA 6 (3x), last at St. Thomas, 1/20/22  
Rebs 8 (3x), last at St. Thomas, 1/20/22  
Assists 6 (2x), last vs. Prairie View, 11/30/21  
Steals 2 (6x), last vs. Omaha, 2/12/22  
Blocks 1 (4x), last at Denver, 2/10/22  
Minutes 35, vs. Washington, 11/23/21

## GAME-BY-GAME STATS

Opponent	Date	GS	MIN	Total		3-Pointers		Free throws		Rebounds				Other				PTS	AVG
				FG	PCT	3FG	PCT	FT	PCT	OFF	DEF	TOT	AVG	PF	A	TO	BLK		
Bradley	11/09/2021	*	32:13	2-7	.286	1-2	.500	6-6	1.000	0	7	7	7.0	3	2	3	0	2	11.0
at Alabama	11/12/2021	*	28:50	5-9	.556	2-3	.667	0-0	.000	0	2	2	4.5	1	2	1	1	2	11.5
at SFA	11/14/2021	*	31:48	3-6	.500	2-3	.667	0-0	.000	1	7	8	5.7	2	5	3	0	8	10.3
Montana St.	11/17/2021	*	28:42	5-8	.625	1-2	.500	1-2	.500	0	4	4	5.3	1	4	1	0	12	10.8
Presentation	11/18/2021	*	17:41	4-7	.571	3-4	.750	0-0	.000	0	2	2	4.6	0	4	0	0	1	10.8
vs Nevada	11/22/2021	*	21:08	0-0	.000	0-0	.000	0-0	.000	0	1	1	4.0	3	6	0	0	0	9.0
vs Washington	11/23/2021	*	35:35	3-5	.600	1-2	.500	0-0	.000	0	4	4	4.0	3	2	3	0	1	7.8
vs George Mason	11/24/2021	*	23:41	0-0	.000	0-0	.000	4-5	.800	0	2	2	3.8	0	2	2	1	0	4.1
Prairie View	11/30/2021	*	28:36	3-7	.429	0-2	.000	6-6	1.000	1	3	4	3.8	2	6	2	0	2	8.6
Minn.-Morris	12/03/2021	*	17:58	4-9	.444	2-5	.400	0-0	.000	0	2	2	3.6	1	4	0	0	10	8.7
at Idaho	12/08/2021	*	22:22	1-3	.333	0-0	.000	0-0	.000	0	0	0	3.3	5	0	1	0	2	8.1
vs Washington St.	12/11/2021	*	15:11	0-0	.000	0-0	.000	0-0	.000	0	0	0	3.0	0	1	1	0	0	7.4
at Missouri St.	12/15/2021	*	21:28	3-4	.750	0-0	.000	0-0	.000	0	5	5	3.2	0	1	0	0	6	7.3
Kansas City	12/20/2021	*	19:46	4-5	.800	1-2	.500	0-0	.000	0	2	2	3.1	2	0	2	0	2	9.4
Oral Roberts	12/22/2021	*	27:16	1-4	.250	0-1	.000	3-3	1.000	0	8	8	3.4	0	4	1	0	5	7.3
at North Dakota St.	12/30/2021	*	29:03	3-8	.375	1-3	.333	0-0	.000	0	4	4	3.4	2	1	0	0	7	7.3
South Dakota	01/08/2022	*	29:49	1-8	.125	1-3	.333	2-4	.500	0	6	6	3.6	1	0	1	0	1	7.1
at Omaha	01/13/2022	*	33:41	3-7	.429	2-5	.400	1-2	.500	0	3	3	3.6	2	3	0	0	9	7.2
Denver	01/15/2022	*	24:55	6-12	.500	5-8	.625	2-2	1.000	0	4	4	3.6	1	1	0	0	19	7.8
at St. Thomas (MN)	01/20/2022	*	35:13	6-9	.667	2-4	.500	6-6	1.000	0	8	8	3.8	1	3	0	0	20	8.5
at Western Ill.	01/22/2022	*	31:15	4-5	.800	3-3	1.000	2-2	1.000	0	5	5	3.9	2	1	4	0	13	8.7
North Dakota	01/27/2022	*	23:14	1-2	.500	0-0	.000	2-2	1.000	0	3	3	3.8	1	5	1	0	1	4.8
North Dakota St.	01/29/2022	*	29:19	4-8	.500	0-1	.000	0-0	.000	0	5	5	3.9	2	3	1	0	8	8.4
at North Dakota	01/31/2022	*	34:08	3-8	.375	1-3	.333	0-0	.000	0	3	3	3.8	3	0	2	1	2	8.4
at South Dakota	02/05/2022	*	24:47	4-6	.667	1-2	.500	2-2	1.000	0	2	2	3.8	3	0	3	0	1	11.8
at Denver	02/10/2022	*	28:47	4-9	.444	3-4	.750	0-0	.000	1	5	6	3.8	2	2	1	1	11	8.6
Omaha	02/12/2022	*	25:23	3-6	.500	1-2	.500	0-0	.000	0	1	1	3.7	3	3	2	0	2	7.8
Western Ill.	02/17/2022	*	25:41	1-2	.500	1-1	1.000	2-2	1.000	0	1	1	3.6	1	1	2	0	2	8.4
St. Thomas (MN)	02/19/2022	*	22:37	1-3	.333	0-0	.000	0-0	.000	0	6	6	3.7	1	0	1	2	0	8.2
Totals			29 770:07	82-167	.491	34-65	.523	39-44	.886	3	105	108	3.7	48	66	38	6	23	8.2

## Player Averages

Games Played	Minutes/game	Points/game	FG Pct	3FG Pct	FT Pct	Rebounds/game	Assists/game	Turnovers/game	Assist/Turnover ratio	Steals/game	Blocks/game
29	26.6	8.2	49.1	52.3	88.6	3.7	2.3	1.3	1.7	0.8	0.2

## MISCELLANEOUS STATS

PRODUCTION	Season	Career
10+ Points	11	50
20+ Points	1	1
30+ Points	0	0
5+ Rebounds	9	55
10+ Rebounds	0	6
Games with a 3-Pointer	19	69
Games with an Assist	23	102
Games with a Steal	15	55
Games with a Block	5	17
Double-Doubles	0	5

## SEASON HIGHLIGHTS

- » Made 16 consecutive free throws
- » Has started three games in which he did not attempt a shot
- » Matched career high with 19 points vs. Denver, then did one better at St. Thomas, posting 20 points on 6-of-9 shooting
- » Flirted with a double-double against SFA after recording eight points and eight rebounds to go along with five assists.

## OTHER NOTABLES

- » Career-best string of 29 consecutive FT made last season
- » Four career double-doubles
- » Scored double figures 10x in Summit League play in 2020-21

## CAREER STATS

				Field Goals		3-Point		F-Throws		Rebounds								Scoring		
SEASON	TEAM	GP-GS	MIN/AVG	FG-FGA	FG%	3FG-3FGA	3FG%	FT-FTA	FT%	OFF	DEF	TOT	AVG	PF-FO	A	TO	BLK	STL	PTS	AVG
2018-19	SDSU	33-24	949/28.8	76-141	.539	19-51	.373	35-45	.778	24	137	161	4.9	72-0	70	35	1	26	206	6.2
2019-20	SDSU	32-32	951/29.7	101-231	.437	38-109	.349	52-64	.813	17	169	186	5.8	76-1	61	53	6	25	292	9.1
2020-21	SDSU	23-23	730/31.7	75-150	.500	27-61	.443	64-73	.877	3	103	106	4.6	59-2	58	41	6	8	241	10.5
2021-22	SDSU	29-29	770/26.6	82-167	.491	34-65	.523	39-44	.886	3	105	108	3.7	48-1	66	38	6	23	237	8.2
TOTAL		117-108	3400/29.1	334-689	.485	118-286	.413	190-226	.841	47	514	561	4.8	255-4	255	167	19	82	976	8.3



# 35 DOUGLAS WILSON

Senior | Forward | 6-7 | 210  
Des Moines, Iowa | Kirkwood CC

## Career Highs

31 (2x), last at North Dakota, 2/19/20  
14, at North Dakota, 2/19/20  
22, at Denver, 1/8/20  
1, at Missouri State, 12/15/21  
3, at Southern California, 11/12/19  
10 (3x), last vs. Kansas City, 12/20/21  
12 (4x), last vs. Kansas City, 12/20/21  
14, at Nebraska, 11/15/19  
7, vs. Omaha, 3/6/21  
4 (2x), last at North Dakota State, 2/20/21  
5, vs Omaha, 2/8/20  
45, at CSU Bakersfield, 11/9/19

## Season Highs

Points 24, vs. Nevada, 11/22/21  
FGM 10 (2x), last at South Dakota, 2/5/22  
FGA 19, Bradley, 11/9/21  
3FGM Same  
3FGA 1 (2x), last at Missouri State, 12/15/21  
FTM 10 (2x), last vs. Kansas City, 12/20/21  
FTA 10 (2x), last vs. Kansas City, 12/20/21  
Rebs 12, vs. Washington, 11/23/21  
Assists 4, vs. Montana State, 11/17/21  
Steals 3, vs. Montana State, 11/17/21  
Blocks 2 (2x), last vs. Western Illinois, 2/17/22  
Minutes 34, vs. Washington, 11/23/21

## GAME-BY-GAME STATS

Opponent	Date	GS	MIN	Total		3-Pointers			Free throws		Rebounds				PF	A	TO	BLK	STL	PTS	AVG
				FG-FGA	PCT	3FG-3FGA	PCT		FT-FTA	PCT	OFF	DEF	TOT	AVG							
Bradley	11/09/2021	*	28:13	5-19	.263	0-0	.000		10-10	1.000	7	3	10	10.0	1	3	1	0	1	20	20.0
at Alabama	11/12/2021	*	13:30	5-7	.714	0-0	.000		2-5	.400	1	0	1	5.5	5	0	3	0	0	12	16.0
at SFA	11/14/2021	*	11:33	2-3	.667	0-0	.000		1-7	.143	2	2	4	5.0	4	1	2	0	0	5	12.3
Montana St.	11/17/2021	*	25:55	7-13	.538	0-0	.000		1-5	.200	1	1	2	4.3	4	4	2	1	3	15	13.0
Presentation	11/18/2021	*	12:31	7-7	1.000	0-0	.000		0-0	.000	3	1	4	4.2	2	0	1	1	0	14	13.2
vs Nevada	11/22/2021	*	26:23	9-11	.818	0-0	.000		6-8	.750	1	1	2	3.8	2	5	0	0	0	24	15.0
vs Washington	11/23/2021	*	34:09	7-13	.538	0-0	.000		4-7	.571	8	4	12	5.0	3	0	1	0	1	18	15.4
vs George Mason	11/24/2021	*	31:22	5-9	.556	0-0	.000		4-7	.571	3	3	6	5.1	4	1	2	0	0	14	15.3
Prairie View	11/30/2021	*	22:17	5-10	.500	0-0	.000		5-8	.625	4	4	8	5.4	3	2	0	0	0	15	15.2
Minn.-Morris	12/03/2021	*	18:30	5-11	.455	0-1	.000		0-0	.000	4	5	9	5.8	0	2	3	1	1	10	14.7
at Idaho	12/08/2021	*	22:35	5-8	.625	0-0	.000		5-7	.714	4	1	5	5.7	4	1	1	0	2	15	14.7
vs Washington St.	12/11/2021	*	22:03	1-4	.250	0-0	.000		2-3	.667	1	1	2	5.4	3	1	3	0	0	4	13.8
at Missouri St.	12/15/2021	*	24:55	6-14	.429	1-1	1.000		5-8	.625	3	3	6	5.5	0	1	3	1	2	18	14.2
Kansas City	12/20/2021	*	19:06	3-4	.750	0-0	.000		10-10	1.000	0	6	6	5.5	3	0	4	1	0	16	14.3
Oral Roberts	12/22/2021	*	31:03	6-13	.462	0-0	.000		9-9	1.000	2	2	4	5.4	1	3	3	0	2	21	14.7
at North Dakota St.	12/30/2021	*	27:30	7-9	.778	0-0	.000		0-1	.000	4	1	5	5.4	3	1	1	1	0	14	14.7
South Dakota	01/08/2022	*	20:51	3-5	.600	0-0	.000		4-4	1.000	1	2	3	5.2	3	0	0	1	0	10	14.4
Denver	01/15/2022	*	23:38	4-7	.571	0-0	.000		3-8	.375	2	4	6	5.3	5	1	4	0	1	11	14.2
at St. Thomas (MN)	01/20/2022	*	26:35	5-9	.556	0-0	.000		4-5	.800	0	4	4	5.2	0	3	3	1	0	14	14.2
at Western Ill.	01/22/2022	*	22:39	5-10	.500	0-1	.000		5-6	.833	2	3	5	5.2	4	2	2	1	2	15	14.3
North Dakota	01/27/2022	*	19:09	10-18	.556	0-1	.000		3-4	.750	4	2	6	5.2	2	0	0	1	0	23	14.7
North Dakota St.	01/29/2022	*	20:33	7-11	.636	0-0	.000		4-5	.800	5	0	5	5.2	3	1	1	1	2	18	14.8
at North Dakota	01/31/2022	*	28:16	4-11	.364	0-0	.000		1-4	.250	1	3	4	5.2	3	1	1	1	1	9	14.6
at South Dakota	02/05/2022	*	32:01	10-15	.667	0-0	.000		5-5	1.000	1	3	4	5.1	3	3	4	2	0	25	15.0
at Denver	02/10/2022	*	27:06	7-9	.778	0-0	.000		4-5	.800	0	2	2	5.0	3	2	3	1	2	18	15.1
Omaha	02/12/2022	*	26:51	7-11	.636	0-0	.000		5-7	.714	2	5	7	5.1	2	3	1	1	0	19	15.3
Western Ill.	02/17/2022	*	21:17	8-11	.727	1-1	1.000		4-6	.667	1	5	6	5.1	1	2	2	2	2	21	15.5
St. Thomas (MN)	02/19/2022	*	26:38	4-9	.444	0-0	.000		8-10	.800	0	8	8	5.2	4	2	3	0	1	16	15.5
Totals			28	667:08	159-281	.566	2-5	.400	114-164	.695	67	79	146	5.2	75	42	59	18	23	434	15.5

## Player Averages

Games Played	Minutes/game	Points/game	FG Pct	3FG Pct	FT Pct	Rebounds/game	Assists/game	Turnovers/game	Assist/Turnover ratio	Steals/game	Blocks/game
28	23.8	15.5	56.6	40.0	69.5	5.2	1.5	2.1	0.7	0.8	0.6

## MISCELLANEOUS STATS

PRODUCTION	Season	Career
10+ Points	25	68
20+ Points	6	26
30+ Points	0	3
5+ Rebounds	16	48
10+ Rebounds	2	7
Games with a 3-Pointer	2	2
Games with an Assist	22	62
Games with a Steal	14	35
Games with a Block	16	39
Double-Doubles	2	7

## SEASON HIGHLIGHTS

- » Averaging 19.8 points per game in February
- » Leads Summit in points per 40 minutes (26.9)
- » Shooting 77.5% at the line in league play
- » Made 1st 3-pointer of Jackrabbit career at Missouri State (12/15)

## OTHER NOTABLES

- » 2020-21 All-Summit League Second Team
- » 2019-20 Summit League Player of the Year & All-Summit League First Team
- » 2019-20 USBWA All-District VI
- » Two-time Summit League Player of the Week (2/24/20, 11/11/19)
- » 2x NJCAA All-American
- » 2019 NJCAA Player of the Year
- » Won 2019 NJCAA Nat'l Title
- » Scored 1,138 points in two seasons at Kirkwood CC

## CAREER STATS

SEASON	TEAM	GP-GS	MIN/AVG	Field Goals		3-Point		F-Throws		Rebounds				Scoring						
				FG-FGA	FG%	3FG-3FGA	3FG%	FT-FTA	FT%	OFF	DEF	TOT	AVG	PF-FO	A	TO	BLK	STL	PTS	AVG
2019-20	SDSU	29-29	854/29.4	223-355	.628	0-5	.000	92-138	.667	83	103	186	6.4	86-4	52	76	24	22	538	18.6
2020-21	SDSU	19-18	545/28.7	120-236	.508	0-0	.000	80-131	.611	54	49	103	5.4	55-0	43	52	12	22	320	16.8
2021-22	SDSU	28-28	667/23.8	159-281	.566	2-5	.400	114-164	.695	67	79	146	5.2	75-2	42	59	18	23	434	15.5
TOTAL		76-75	2066/27.2	502-872	.576	2-10	.200	286-433	.661	204	231	435	5.7	216-6	137	187	54	67	1292	17.0



# 2021-22 JACKRABBIT BASKETBALL GAME NOTES

## OVERALL STATS

### Game Records

Record	Overall	Home	Away	Neutral
ALL GAMES	25-4	14-0	8-3	3-1
CONFERENCE	16-0	9-0	7-0	0-0
NON-CONFERENCE	9-4	5-0	1-3	3-1

### Score by Periods

Team	1st	2nd	OT	TOT
South Dakota St.	1232	1279	0	2511
Opponents	929	1181	0	2110

### Team Box Score

Team Box Score					Total		3-Point		F-Throw		Rebounds													
No.	Player																							
		GP-GS	MIN	AVG	FG-FGA	FG%	3FG-3FGA	3FG%	FT-FTA	FT%	OFF	DEF	TOT	AVG	PF	DQ	A	TO	BLK	STL	PTS	AVG		
3	SCHEIERMAN, Baylor	29-29	950:30	32.8	152-292	.521	63-135	.467	83-102	.814	12	233	245	8.4	54	0	134	57	5	38	450	15.5		
35	WILSON, Douglas	28-28	667:08	23.8	159-281	.566	2-5	.400	114-164	.695	67	79	146	5.2	75	2	42	59	18	23	434	15.5		
15	FREIDEL, Noah	16-9	394:46	24.7	80-180	.444	42-105	.400	40-57	.702	8	33	41	2.6	25	0	19	26	6	8	242	15.1		
2	MAYO, Zeke	29-15	752:26	25.9	100-204	.490	46-109	.422	35-37	.946	15	71	86	3.0	38	0	63	33	1	23	281	9.7		
13	APPEL, Luke	29-1	487:46	16.8	100-170	.588	3-12	.250	41-60	.683	23	76	99	3.4	70	4	43	44	10	5	244	8.4		
34	ARIANS, Alex	29-29	770:07	26.6	82-167	.491	34-65	.523	39-44	.886	3	105	108	3.7	48	1	66	38	6	23	237	8.2		
30	EASLEY, Charlie	29-18	681:54	23.5	82-156	.526	40-80	.500	23-32	.719	22	75	97	3.3	52	0	35	23	6	32	227	7.8		
32	DENTLINGER, Matt	29-14	467:59	16.1	69-107	.645	0-1	.000	39-48	.813	20	60	80	2.8	49	2	21	20	18	6	177	6.1		
1	MIMS, Matt	28-2	436:27	15.6	44-86	.512	35-69	.507	11-12	.917	3	33	36	1.3	23	0	20	18	1	11	134	4.8		
10	WINGETT, David	15-0	110:27	7.4	16-34	.471	10-26	.385	4-8	.500	8	16	24	1.6	9	0	11	8	5	6	46	3.1		
0	GENTRY, Jaylon	11-0	40:05	3.6	8-18	.444	7-17	.412	0-0	.000	0	2	2	0.2	2	0	4	3	0	1	23	2.1		
22	FIEGEN, Aaron	11-0	40:26	3.7	8-12	.667	0-0	.000	0-0	.000	1	7	8	0.7	3	0	2	4	0	2	16	1.5		
Team											31	35	66					4						
Total		29	5800		900-1707	.527	282-624	.452	429-564	.761	213	825	1038	35.8	448	9	460	337	76	178	2511	86.6		
Opponents		29	5800		781-1817	.430	271-771	.351	277-370	.749	251	660	911	31.4	513	10	364	347	75	147	2110	72.8		

### Team Statistics

	SDSU	OPP
<b>Scoring</b>	<b>2511</b>	<b>2110</b>
Points per game	86.6	72.8
Scoring margin	+13.8	-
<b>Field goals-att</b>	<b>900-1707</b>	<b>781-1817</b>
Field goal pct	.527	.430
<b>3 point fg-att</b>	<b>282-624</b>	<b>271-771</b>
3-point FG pct	.452	.351
3-pt FG made per game	9.7	9.3
<b>Free throws-att</b>	<b>429-564</b>	<b>277-370</b>
Free throw pct	.761	.749
F-Throws made per game	14.8	9.6
<b>Rebounds</b>	<b>1038</b>	<b>911</b>
Rebounds per game	35.8	31.4
Rebounding margin	+4.4	-
<b>Assists</b>	<b>460</b>	<b>364</b>
Assists per game	15.9	12.6
<b>Turnovers</b>	<b>337</b>	<b>347</b>
Turnovers per game	11.6	12.0
Turnover margin	+0.3	-
Assist/turnover ratio	1.4	1.0
<b>Steals</b>	<b>178</b>	<b>147</b>
Steals per game	6.1	5.1
<b>Blocks</b>	<b>76</b>	<b>75</b>
Blocks per game	2.6	2.6
<b>Winning streak</b>	<b>16</b>	<b>-</b>
Home win streak	14	-
<b>Attendance</b>	<b>32180</b>	<b>29972</b>
Home games-Avg/Game	14-2299	11-2725
Neutral site-Avg/Game	-	4-1639

### Team Results

Date	Opponent		Score	Att.
11/09/2021	Bradley	W	81-65	2445
11/12/2021	at Alabama	L	88-104	10546
11/14/2021	at SFA	W	83-71	1878
11/17/2021	Montana St.	W	91-74	1761
11/18/2021	Presentation	W	99-62	1531
11/22/2021	vs Nevada	W	102-75	1643
11/23/2021	vs Washington	L	76-87	1600
11/24/2021	vs George Mason	W	80-76	1626
11/30/2021	Prairie View	W	99-90	1296
12/03/2021	Minn.-Morris	W	112-47	1284
12/08/2021	at Idaho	L	84-98	1051
12/11/2021	vs Washington St.	W	77-74	1686
12/15/2021	at Missouri St.	L	63-75	3027
12/20/2021	Kansas City	W	89-57	1438
12/22/2021	Oral Roberts	W	82-76	1955
12/30/2021	at North Dakota St.	W	90-86	3408
01/08/2022	South Dakota	W	84-65	3351
01/13/2022	at Omaha	W	95-86	1458
01/15/2022	Denver	W	80-62	1595
01/20/2022	at St. Thomas (MN)	W	92-77	1153
01/22/2022	at Western Ill.	W	93-75	1206
01/27/2022	North Dakota	W	96-61	1856
01/29/2022	North Dakota St.	W	80-76	3821
01/31/2022	at North Dakota	W	70-64	1254
02/05/2022	at South Dakota	W	89-79	4224
02/10/2022	at Denver	W	84-61	767
02/12/2022	Omaha	W	82-61	3380
02/17/2022	Western Ill.	W	91-66	3345
02/19/2022	St. Thomas (MN)	W	79-60	3122



# 2021-22 JACKRABBIT BASKETBALL GAME NOTES

## SUMMIT LEAGUE STATS

### Game Records

Record	Overall	Home	Away	Neutral
ALL GAMES	16-0	9-0	7-0	0-0
CONFERENCE	16-0	9-0	7-0	0-0
NON-CONFERENCE	0-0	0-0	0-0	0-0

### Score by Periods

Team	1st	2nd	OT	TOT
South Dakota St.	660	716	0	1376
Opponents	481	631	0	1112

### Team Box Score

No. Player					Total		3-Point		F-Throw		Rebounds											
		GP-GS	MIN	AVG	FG-FGA	FG%	3FG-3FGA	3FG%	FT-FTA	FT%	OFF	DEF	TOT	AVG	PF	DQ	A	TO	BLK	STL	PTS	AVG
3	SCHEIERMAN, Baylor	16-16	525:00	32.8	93-165	.564	34-69	.493	57-70	.814	7	124	131	8.2	28	0	84	26	4	21	277	17.3
35	WILSON, Douglas	15-15	373:12	24.9	90-152	.592	1-3	.333	69-89	.775	25	50	75	5.0	40	1	24	32	14	13	250	16.7
2	MAYO, Zeke	16-15	484:23	30.3	65-132	.492	30-70	.429	18-20	.900	9	34	43	2.7	19	0	35	13	1	10	178	11.1
13	APPEL, Luke	16-1	286:40	17.9	61-100	.610	1-6	.167	28-37	.757	7	55	62	3.9	36	1	24	28	4	2	151	9.4
34	ARIANS, Alex	16-16	444:54	27.8	49-102	.480	22-42	.524	22-25	.880	1	66	67	4.2	27	0	27	21	4	15	142	8.9
30	EASLEY, Charlie	16-15	401:48	25.1	47-95	.495	25-55	.455	15-22	.682	15	46	61	3.8	37	0	19	15	2	15	134	8.4
1	MIMS, Matt	16-0	311:44	19.5	33-61	.541	25-48	.521	11-12	.917	2	22	24	1.5	15	0	12	12	1	5	102	6.4
32	DENTLINGER, Matt	16-1	260:28	16.3	38-55	.691	0-0	.000	24-29	.828	9	38	47	2.9	25	1	13	11	11	2	100	6.3
15	FREIDEL, Noah	4-1	36:29	9.1	5-11	.455	2-7	.286	2-2	1.000	2	4	6	1.5	3	0	4	2	2	2	14	3.5
10	WINGETT, David	7-0	37:12	5.3	4-6	.667	1-3	.333	3-4	.750	0	4	4	0.6	6	0	2	4	0	4	12	1.7
22	FIEGEN, Aaron	6-0	19:05	3.2	5-5	1.000	0-0	.000	0-0	.000	1	5	6	1.0	3	0	1	4	0	1	10	1.7
0	GENTRY, Jaylon	6-0	19:05	3.2	2-8	.250	2-8	.250	0-0	.000	0	0	0	0.0	0	0	2	3	0	0	6	1.0
Team											11	18	29					3				
Total		16	3200		492-892	.552	143-311	.460	249-310	.803	89	466	555	34.7	239	3	247	174	43	90	1376	86.0
Opponents		16	3200		411-992	.414	153-444	.345	137-182	.753	133	342	475	29.7	288	7	175	170	31	73	1112	69.5

### Team Statistics

	SDSU	OPP
<b>Scoring</b>	<b>1376</b>	<b>1112</b>
Points per game	86.0	69.5
Scoring margin	+16.5	-
<b>Field goals-att</b>	<b>492-892</b>	<b>411-992</b>
Field goal pct	.552	.414
<b>3 point fg-att</b>	<b>143-311</b>	<b>153-444</b>
3-point FG pct	.460	.345
3-pt FG made per game	8.9	9.6
<b>Free throws-att</b>	<b>249-310</b>	<b>137-182</b>
Free throw pct	.803	.753
F-Throws made per game	15.6	8.6
<b>Rebounds</b>	<b>555</b>	<b>475</b>
Rebounds per game	34.7	29.7
Rebounding margin	+5.0	-
<b>Assists</b>	<b>247</b>	<b>175</b>
Assists per game	15.4	10.9
<b>Turnovers</b>	<b>174</b>	<b>170</b>
Turnovers per game	10.9	10.6
Turnover margin	-0.3	-
Assist/turnover ratio	1.4	1.0
<b>Steals</b>	<b>90</b>	<b>73</b>
Steals per game	5.6	4.6
<b>Blocks</b>	<b>43</b>	<b>31</b>
Blocks per game	2.7	1.9
<b>Winning streak</b>	<b>16</b>	<b>-</b>
Home win streak	9	-
<b>Attendance</b>	<b>23863</b>	<b>13470</b>
Home games-Avg/Game	9-2651	7-1924
Neutral site-Avg/Game	-	0-0

### Team Results

Date	Opponent		Score	Att.
12/20/2021	Kansas City	W	89-57	1438
12/22/2021	Oral Roberts	W	82-76	1955
12/30/2021	at North Dakota St.	W	90-86	3408
01/08/2022	South Dakota	W	84-65	3351
01/13/2022	at Omaha	W	95-86	1458
01/15/2022	Denver	W	80-62	1595
01/20/2022	at St. Thomas (MN)	W	92-77	1153
01/22/2022	at Western Ill.	W	93-75	1206
01/27/2022	North Dakota	W	96-61	1856
01/29/2022	North Dakota St.	W	80-76	3821
01/31/2022	at North Dakota	W	70-64	1254
02/05/2022	at South Dakota	W	89-79	4224
02/10/2022	at Denver	W	84-61	767
02/12/2022	Omaha	W	82-61	3380
02/17/2022	Western Ill.	W	91-66	3345
02/19/2022	St. Thomas (MN)	W	79-60	3122





# 2021-22 JACKRABBIT BASKETBALL GAME NOTES

## SOUTH DAKOTA STATE GAME-BY-GAME



### 2021-22 South Dakota St. Men's Basketball Team Game-by-Game All games

Page 1/1  
as of Feb 22, 2022

Opponent	Date	Score		Total		3-Pointers		Free throws		Rebounds										
				FG-FGA	PCT	3FG-3FGA	PCT	FT-FTA	PCT	OFF	DEF	TOT	AVG	PF	A	TO	BLK	STL	PTS	AVG
Bradley	11/09/2021	81-65	W	22-66	.333	9-20	.450	28-29	.966	13	35	48	48.0	14	12	15	3	9	81	81.0
at Alabama	11/12/2021	88-104	L	34-70	.486	9-31	.290	11-18	.611	9	29	38	43.0	19	15	11	2	4	88	84.5
at SFA	11/14/2021	83-71	W	32-58	.552	9-25	.360	10-16	.625	8	29	37	41.0	18	18	18	1	4	83	84.0
Montana St.	11/17/2021	91-74	W	36-61	.590	9-17	.529	10-19	.526	7	25	32	38.8	14	13	10	2	11	91	85.8
Presentation	11/18/2021	99-62	W	35-62	.565	18-35	.514	11-15	.733	11	28	39	38.8	11	26	11	4	8	99	88.4
vs Nevada	11/22/2021	102-75	W	37-63	.587	17-33	.515	11-17	.647	8	34	42	39.3	21	25	18	2	5	102	90.7
vs Washington	11/23/2021	76-87	L	29-63	.460	6-17	.353	12-17	.706	12	19	31	38.1	15	9	15	1	8	76	88.6
vs George Mason	11/24/2021	80-76	W	28-51	.549	10-20	.500	14-23	.609	3	24	27	36.8	16	15	8	3	1	80	87.5
Prairie View	11/30/2021	99-90	W	30-62	.484	13-29	.448	26-34	.765	12	24	36	36.7	20	21	11	4	8	99	88.8
Minn.-Morris	12/03/2021	112-47	W	45-77	.584	17-32	.531	5-7	.714	14	37	51	38.1	10	28	13	7	15	112	91.1
at Idaho	12/08/2021	84-98	L	29-69	.420	8-22	.364	18-22	.818	9	22	31	37.5	23	9	4	0	5	84	90.5
vs Washington St.	12/11/2021	77-74	W	28-52	.538	10-16	.625	11-15	.733	8	28	36	37.3	15	13	18	0	5	77	89.3
at Missouri St.	12/15/2021	63-75	L	23-61	.377	4-16	.250	13-22	.591	10	25	35	37.2	13	9	11	4	5	63	87.3
Kansas City	12/20/2021	89-57	W	27-47	.574	6-14	.429	29-30	.967	3	35	38	37.2	15	13	18	2	9	89	87.4
Oral Roberts	12/22/2021	82-76	W	30-57	.526	6-16	.375	16-20	.800	5	28	33	36.9	9	14	10	3	5	82	87.1
at North Dakota St.	12/30/2021	90-86	W	35-58	.603	7-16	.438	13-17	.765	8	19	27	36.3	21	11	8	1	5	90	87.3
South Dakota	01/08/2022	84-65	W	30-53	.566	10-18	.556	14-16	.875	4	29	33	36.1	15	11	13	2	6	84	87.1
at Omaha	01/13/2022	95-86	W	34-62	.548	14-30	.467	13-16	.813	8	27	35	36.1	14	24	10	0	2	95	87.5
Denver	01/15/2022	80-62	W	28-58	.483	11-27	.407	13-20	.650	6	34	40	36.3	14	13	10	1	6	80	87.1
at St. Thomas (MN)	01/20/2022	92-77	W	30-47	.638	11-20	.550	21-23	.913	1	32	33	36.1	13	17	12	3	2	92	87.4
at Western Ill.	01/22/2022	93-75	W	31-51	.608	11-17	.647	20-22	.909	4	31	35	36.0	22	22	17	1	6	93	87.6
North Dakota	01/27/2022	96-61	W	37-64	.578	12-23	.522	10-14	.714	9	30	39	36.2	12	17	9	2	7	96	88.0
North Dakota St.	01/29/2022	80-76	W	29-67	.433	1-12	.083	21-23	.913	9	28	37	36.2	20	12	7	3	8	80	87.7
at North Dakota	01/31/2022	70-64	W	27-61	.443	5-18	.278	11-19	.579	11	29	40	36.4	17	8	9	4	9	70	86.9
at South Dakota	02/05/2022	89-79	W	30-50	.600	4-9	.444	25-30	.833	4	25	29	36.1	18	9	10	4	3	89	87.0
at Denver	02/10/2022	84-61	W	32-55	.582	16-28	.571	4-5	.800	5	28	33	36.0	11	23	9	7	5	84	86.9
Omaha	02/12/2022	82-61	W	31-59	.525	10-24	.417	10-18	.556	7	26	33	35.9	14	17	7	5	8	82	86.7
Western Ill.	02/17/2022	91-66	W	33-52	.635	11-20	.550	14-20	.700	4	27	31	35.7	14	20	15	3	7	91	86.9
St. Thomas (MN)	02/19/2022	79-60	W	28-51	.549	8-19	.421	15-17	.882	1	38	39	35.8	10	16	10	2	2	79	86.6
<b>Total</b>		<b>2511</b>		<b>900-1707</b>	<b>.527</b>	<b>282-624</b>	<b>.452</b>	<b>429-564</b>	<b>.761</b>	<b>213</b>	<b>825</b>	<b>1038</b>	<b>35.8</b>	<b>448</b>	<b>460</b>	<b>337</b>	<b>76</b>	<b>178</b>	<b>2511</b>	<b>86.6</b>
Opponents		2110		781-1817	.430	271-771	.351	277-370	.749	251	660	911	31.4	513	364	347	75	147	2110	72.8

### South Dakota St. Averages

Games Played	Points/game	FG Pct	3FG Pct	FT Pct	Rebounds/game	Assists/game	Turnovers/game	Assist/Turnover ratio	Steals/game	Blocks/game
29	86.6	52.7	45.2	76.1	35.8	15.9	11.6	1.4	6.1	2.6



# 2021-22 JACKRABBIT BASKETBALL GAME NOTES

## OPPONENT GAME-BY-GAME

Opponent	Date	Score		Total		3-Pointers		Free throws		Rebounds				PF	A	TO	BLK	STL	PTS	AVG
				FG-FGA	PCT	3FG-3FGA	PCT	FT-FTA	PCT	OFF	DEF	TOT	AVG							
Bradley	11/09/2021	81-65	W	25-68	.368	6-25	.240	9-15	.600	10	32	42	42.0	19	15	15	8	6	65	65.0
at Alabama	11/12/2021	88-104	L	41-84	.488	13-40	.325	9-14	.643	18	29	47	44.5	17	19	8	3	4	104	84.5
at SFA	11/14/2021	83-71	W	29-68	.426	8-23	.348	5-10	.500	13	21	34	41.0	17	15	16	4	10	71	80.0
Montana St.	11/17/2021	91-74	W	28-64	.438	13-30	.433	5-9	.556	13	24	37	40.0	20	16	16	1	4	74	78.5
Presentation	11/18/2021	99-62	W	24-57	.421	10-24	.417	4-5	.800	6	19	25	37.0	15	13	17	1	7	62	75.2
vs Nevada	11/22/2021	102-75	W	27-68	.397	7-22	.318	14-19	.737	9	19	28	35.5	17	16	13	3	8	75	75.2
vs Washington	11/23/2021	76-87	L	35-60	.583	10-22	.455	7-11	.636	7	24	31	34.9	14	13	16	3	7	87	76.9
vs George Mason	11/24/2021	80-76	W	30-60	.500	8-24	.333	8-8	1.000	6	23	29	34.1	21	16	8	2	3	76	76.8
Prairie View	11/30/2021	99-90	W	32-62	.516	5-13	.385	21-24	.875	7	22	29	33.6	26	13	14	3	5	90	78.2
Minn.-Morris	12/03/2021	112-47	W	18-58	.310	6-19	.316	5-9	.556	3	20	23	32.5	5	11	20	1	7	47	75.1
at Idaho	12/08/2021	84-98	L	28-51	.549	13-24	.542	29-34	.853	5	34	39	33.1	21	19	11	4	1	98	77.2
vs Washington St.	12/11/2021	77-74	W	25-67	.373	9-35	.257	15-18	.833	15	19	34	33.2	17	11	8	4	6	74	76.9
at Missouri St.	12/15/2021	63-75	L	28-58	.483	10-26	.385	9-12	.750	6	32	38	33.5	16	12	15	7	6	75	76.8
Kansas City	12/20/2021	89-57	W	19-58	.328	7-27	.259	12-18	.667	5	18	23	32.8	23	9	12	1	9	57	75.4
Oral Roberts	12/22/2021	82-76	W	31-73	.425	13-42	.310	1-1	1.000	14	24	38	33.1	16	11	11	2	6	76	75.4
at North Dakota St.	12/30/2021	90-86	W	32-57	.561	13-29	.448	9-16	.563	7	15	22	32.4	21	10	8	0	2	86	76.1
South Dakota	01/08/2022	84-65	W	27-60	.450	8-23	.348	3-4	.750	4	20	24	31.9	17	13	10	2	4	65	75.4
at Omaha	01/13/2022	95-86	W	33-63	.524	12-22	.545	8-10	.800	5	22	27	31.7	14	14	9	1	2	86	76.0
Denver	01/15/2022	80-62	W	24-62	.387	10-29	.345	4-9	.444	7	27	34	31.8	20	16	11	3	2	62	75.3
at St. Thomas (MN)	01/20/2022	92-77	W	29-63	.460	14-34	.412	5-7	.714	3	17	20	31.2	20	13	7	0	5	77	75.4
at Western Ill.	01/22/2022	93-75	W	24-68	.353	8-27	.296	19-24	.792	15	18	33	31.3	18	11	9	2	11	75	75.3
North Dakota	01/27/2022	96-61	W	22-61	.361	8-29	.276	9-9	1.000	9	21	30	31.2	14	8	14	3	3	61	74.7
North Dakota St.	01/29/2022	80-76	W	29-58	.500	5-15	.333	13-17	.765	3	31	34	31.3	20	9	11	3	5	76	74.7
at North Dakota	01/31/2022	70-64	W	21-61	.344	6-26	.231	16-18	.889	12	28	40	31.7	20	9	11	2	5	64	74.3
at South Dakota	02/05/2022	89-79	W	30-65	.462	8-19	.421	11-13	.846	9	17	26	31.5	27	12	9	3	3	79	74.5
at Denver	02/10/2022	84-61	W	21-59	.356	10-25	.400	9-13	.692	12	19	31	31.5	8	6	10	5	5	61	74.0
Omaha	02/12/2022	82-61	W	23-59	.390	8-23	.348	7-8	.875	11	23	34	31.6	16	11	12	0	4	61	73.5
Western Ill.	02/17/2022	91-66	W	25-57	.439	9-29	.310	7-9	.778	7	19	26	31.4	19	9	18	3	6	66	73.2
St. Thomas (MN)	02/19/2022	79-60	W	21-68	.309	14-45	.311	4-6	.667	10	23	33	31.4	15	14	8	1	1	60	72.8
<b>Total</b>		<b>2110</b>		<b>781-1817</b>	<b>.430</b>	<b>271-771</b>	<b>.351</b>	<b>277-370</b>	<b>.749</b>	<b>251</b>	<b>660</b>	<b>911</b>	<b>31.4</b>	<b>513</b>	<b>364</b>	<b>347</b>	<b>75</b>	<b>147</b>	<b>2110</b>	<b>72.8</b>
South Dakota St.		2511		900-1707	.527	282-624	.452	429-564	.761	213	825	1038	35.8	448	460	337	76	178	2511	86.6

## Opponents Averages

Games Played	Points/game	FG Pct	3FG Pct	FT Pct	Rebounds/game	Assists/game	Turnovers/game	Assist/Turnover ratio	Steals/game	Blocks/game
29	72.8	43.0	35.1	74.9	31.4	12.6	12.0	1.0	5.1	2.6



# 2021-22 JACKRABBIT BASKETBALL GAME NOTES

## SOUTH DAKOTA STATE POINTS-REBOUNDS-ASSISTS

Opponent	Gentry	Mims	Mayo	Scheierman	Wingett	Appel	Freidel	Fiegen	Easley	Dentlinger	Arians	Wilson
Bradley	DNP	0-1-0	8-3-3	10-14-2	3-0-1	0-1-1	16-2-0	DNP	0-3-0	13-6-0	11-7-2	20-10-3
Alabama	0-0-0	0-1-0	12-3-1	10-18-6	6-3-0	6-5-6	23-1-0	0-0-0	5-4-0	2-0-0	12-2-2	12-1-0
Stephen F. Austin	DNP	3-0-0	4-4-2	14-10-5	0-0-1	6-1-0	25-2-2	DNP	8-1-2	10-1-0	8-8-5	5-4-1
Montana State	0-1-0	0-0-0	2-2-0	18-7-3	0-1-0	11-2-0	18-4-0	0-0-0	13-3-2	2-2-0	12-4-4	15-2-4
Presentation	5-0-0	9-2-1	10-7-2	9-7-6	4-5-5	4-2-0	14-2-5	2-1-0	5-2-1	12-4-2	11-2-4	14-4-0
Nevada	3-0-0	6-2-1	10-6-2	18-10-5	3-1-1	0-4-3	21-4-2	0-0-1	10-7-1	7-3-1	0-1-6	24-2-2
Washington	DNP	0-0-0	0-0-0	14-4-4	DNP	8-2-0	20-5-1	DNP	7-3-1	2-1-1	7-4-2	18-12-0
George Mason	DNP	0-0-0	2-2-4	21-3-3	DNP	11-1-3	25-3-1	DNP	3-3-1	0-4-0	4-2-2	14-6-1
Prairie View A&M	DNP	3-1-1	14-1-4	13-8-3	0-0-0	5-2-2	21-1-2	DNP	12-1-0	4-3-1	12-4-6	15-8-2
Minnesota Morris	9-2-1	11-4-5	14-5-4	8-7-5	18-10-1	6-5-1	DNP	4-1-0	11-1-4	11-3-0	10-2-4	10-9-2
Idaho	DNP	0-0-0	2-1-2	22-14-4	DNP	13-1-0	15-6-1	DNP	11-1-1	4-1-0	2-0-0	15-4-1
Washington State	DNP	DNP	17-7-3	11-8-3	DNP	6-5-2	23-3-0	DNP	8-3-2	8-3-1	0-0-1	4-2-1
Missouri State	DNP	0-2-0	8-2-1	5-4-1	DNP	17-6-1	7-3-1	DNP	0-4-1	2-2-2	6-5-1	18-6-1
Kansas City	3-0-0	3-3-1	12-0-0	10-11-6	0-0-0	13-6-1	6-3-3	2-1-0	10-2-1	5-2-1	9-2-0	16-6-0
Oral Roberts	DNP	0-1-0	13-0-2	20-6-2	DNP	7-3-2	DNP	DNP	7-6-1	9-3-0	5-8-4	21-4-3
NDSU	DNP	13-1-0	11-6-4	22-7-5	DNP	20-0-0	DNP	DNP	3-1-0	0-2-0	7-4-1	14-5-1
South Dakota	DNP	3-1-1	21-5-1	19-7-6	2-0-0	13-5-2	DNP	DNP	2-4-1	9-1-0	5-6-0	10-3-0
Omaha	DNP	9-3-0	11-3-9	26-11-6	DNP	2-3-2	DNP	DNP	13-5-3	25-7-1	9-3-3	DNP
Denver	DNP	10-1-0	8-3-2	11-11-2	DNP	12-7-4	DNP	DNP	3-4-1	6-2-2	19-4-1	11-6-1
St. Thomas	DNP	10-2-0	15-1-2	15-11-8	DNP	6-3-1	DNP	DNP	8-2-0	4-0-0	20-8-3	14-4-3
Western Illinois	0-0-0	5-2-3	15-5-6	17-3-3	2-0-0	13-2-3	DNP	0-0-0	7-2-2	6-9-2	13-5-1	15-5-2
North Dakota	0-0-0	11-1-0	11-6-0	13-6-5	5-1-2	13-5-2	DNP	4-2-1	6-5-1	6-4-1	4-3-5	23-6-0
NDSU	DNP	4-1-0	2-3-1	23-8-2	DNP	14-8-0	DNP	DNP	7-4-4	4-3-1	8-5-3	18-5-1
North Dakota	DNP	0-0-0	12-4-1	24-8-5	DNP	2-3-1	DNP	DNP	13-8-0	3-5-0	7-3-0	9-4-1
South Dakota	DNP	6-1-0	8-3-0	15-10-4	DNP	13-5-1	DNP	DNP	9-2-1	2-1-0	11-2-0	25-4-3
Denver	0-0-2	15-3-2	9-2-2	11-5-9	0-0-0	2-5-2	6-0-0	0-0-0	8-2-1	4-2-1	11-6-2	18-2-2
Omaha	0-0-0	0-2-0	21-1-2	9-8-6	3-1-0	12-3-1	0-2-0	2-1-0	7-3-1	2-3-1	7-1-3	19-7-3
Western Illinois	3-0-0	5-1-2	5-0-1	19-8-8	0-2-0	5-0-1	2-1-1	2-2-0	19-7-1	5-1-3	5-1-1	21-6-2
St. Thomas												
Oral Roberts												
Kansas City												

## SOUTH DAKOTA STATE SPECIALTY STATS

Opponent	Points in the Paint	Points off Turnovers	2ndCh Points	Fast Break Points	Bench Points	Largest Lead	Time Led	Time Tied	Tie Scores	Lead Changes	Result
Bradley	22	26	12	12	27	24	39:47	0:13	0	0	W, 81-65
Alabama	42	13	6	12	52	4	5:25	1:32	4	6	L, 88-104
Stephen F. Austin	34	16	11	12	21	15	35:20	3:22	5	4	W, 83-71
Montana State	48	21	12	7	31	26	39:02	0:58	0	0	W, 91-74
Presentation	28	23	15	15	48	42	39:15	0:15	0	0	W, 99-62
Nevada	34	19	5	10	32	28	38:55	0:48	1	2	W, 102-75
Washington	40	13	15	6	15	-	0:00	0:48	1	0	L, 76-87
George Mason	32	4	3	4	16	11	26:21	2:30	5	2	W, 80-76
Prairie View A&M	32	18	21	21	34	23	39:42	0:18	0	0	W, 99-90
Minnesota Morris	54	28	10	33	62	65	39:10	0:50	0	0	W, 112-47
Idaho	38	6	12	7	26	4	5:20	2:20	7	9	L, 84-98
Washington State	30	17	9	14	31	10	23:45	4:04	8	8	W, 77-74
Missouri State	30	17	10	3	25	3	0:54	3:41	3	3	L, 63-75
Kansas City	40	13	6	15	43	37	37:32	2:15	0	0	W, 89-57
Oral Roberts	38	18	5	13	16	13	34:18	2:24	3	6	W, 82-76
NDSU	52	11	13	5	33	20	29:13	1:18	2	5	W, 90-86
South Dakota	34	15	6	13	27	26	39:46	0:14	0	0	W, 84-65
Omaha	34	13	8	0	34	17	34:46	1:09	3	4	W, 95-86
Denver	30	15	5	7	28	26	39:24	0:23	0	0	W, 80-62
St. Thomas	36	8	0	14	20	15	11:01	4:59	9	5	W, 92-77
Western Illinois	36	12	9	12	26	25	27:31	2:52	2	1	W, 93-75
North Dakota	48	22	11	10	39	40	39:42	0:18	0	0	W, 96-61
NDSU	52	10	11	7	22	9	16:53	6:22	7	10	W, 80-76
North Dakota	34	11	13	7	5	11	36:12	3:48	3	0	W, 70-64
South Dakota	46	11	2	3	21	19	35:17	4:04	4	4	W, 89-79
Denver	32	16	8	7	27	28	24:43	5:31	8	13	W, 84-61
Omaha	40	18	11	9	19	29	36:01	2:04	2	2	W, 82-61
Western Illinois	44	27	5	5	22	33	35:16	2:39	2	2	W, 91-66
St. Thomas											
Oral Roberts											
Kansas City											





## SOUTH DAKOTA STATE TV/PHOTO ROSTER



Jaylon Gentry  
G • 5-9 • 175 • Jr.  
Brown Deer, Wisc.



Matt Mims  
G • 6-0 • 175 • So.  
Cedar Rapids, Iowa



Zeke Mayo  
G • 6-3 • 179 • So.  
Lawrence, Kan.



Baylor Scheierman  
G • 6-6 • 205 • So.  
Aurora, Neb.



David Wingett  
G/F • 6-7 • 210 • So.  
Winnebago, Neb.



Luke Appel  
F • 6-8 • 240 • Jr.  
Marshalltown, Iowa



Noah Freidel  
G • 6-4 • 200 • So.  
Tea, S.D.



Aaron Fiegen  
F • 6-7 • 200 • So.  
Madison, S.D.



Charlie Easley  
G • 6-2 • 190 • So.  
Lincoln, Neb.



Matt Dentlinger  
F • 6-8 • 240 • Jr.  
Arcadia, Iowa



Broden Lien  
F • 6-8 • 235 • Fr..  
Flom, Minn.



Alex Arians  
G • 6-4 • 200 • Jr.  
Madison, Wisc.



Douglas Wilson  
F • 6-7 • 220 • Sr.  
Des Moines, Iowa




Eric Henderson  
Head Coach  
3rd as HC • 6th Overall




Rob Klinkufus  
Associate Head Coach  
16th Season



Bryan Petersen  
Assistant Coach  
3rd Season



Khyle Marshall  
Assistant Coach  
1st Season



Tyler Glidden  
Director of Operations  
6th Season



Reed Tellinghuisen  
Video Coordinator  
4th Season



Billy Brown  
Graduate Assistant  
2nd Season