



# SOUTH DAKOTA STATE UNIVERSITY

## JACKRABBIT ATHLETICS NEWS RELEASE

Jackrabbit Sports Information • 2820 HPER Center • Brookings, SD 57007-1497

Football Contact/Assistant AD-Athletic Communications: Jason Hove

E-mail: Jason.Hove@sdstate.edu

Office Phone: (605) 688-4623

Mobile: (605) 695-1827

Fax: (605) 688-5999

Facebook: www.facebook.com/jackrabbit.nation Twitter: @GoJacksSDSU

Website: www.GoJacks.com

### 2022 FOOTBALL INFORMATION

# Jacks host Delaware to open playoffs

## GAME NOTES — DEC. 3



**HEAD COACH:** Ryan Carty (Delaware, 2006)  
• 8-4 record in first season as a collegiate head coach

### DELAWARE (8-4) at #1 SOUTH DAKOTA STATE (10-1) FCS Playoffs // Second Round

2 p.m. Saturday • Dana J. Dykhouse Stadium; Brookings, S.D.

#### SERIES NOTES

- Third Meeting (Series tied, 1-1)
- South Dakota State posted a 33-3 victory over Delaware in the semifinals of the FCS playoffs during the 2020-21 spring season at Dana J. Dykhouse Stadium

#### MEDIA INFORMATION

- Game will be televised on ESPN+ with the broadcast team of Sam Neidermann and Adam Breneman
- Pre-game radio show begins at noon Central on the Jackrabbit Sports Network, which includes flagship station WNAX 570 AM-Yankton and the following affiliates:  
• KJJQ 910 AM-Brookings • KXLG 100.3 FM-Milbank • KORN 1490 AM/101.3 FM-Mitchell  
• KELO 1320 AM/KELQ 107.9 FM-Sioux Falls • KCCR 1240 AM/98.9 FM-Pierre  
• KLOH 1050 AM/94.1 FM-Pipestone, Minn. • KXLG 99.1 FM-Watertown • KWYR 93.7 FM-Winner
- Radio team of Tyler Merriam (play-by-play), Alex Parker (color), Scotty Kwas (sidelines) and Brent Bowen (pregame/postgame host) will call the action



**HEAD COACH:** John Stiegelmeier (SDSU, 1979)  
• 195-112 record in 26 seasons — all at South Dakota State  
**STARTERS RETURNING:** 14 (6 Off., 7 Def., 1 ST)

## 2022 SCHEDULE AND RESULTS

### SEPTEMBER

3	at Iowa	L, 3-7
10	UC DAVIS [Dairy Drive]	W, 24-22
17	BUTLER [Beef Bowl]	W, 45-17
24	*at Missouri State	W, 28-14

### OCTOBER

1	*WESTERN ILLINOIS	W, 34-10
8	*SOUTH DAKOTA [Showdown Series]	W, 28-3
15	*at North Dakota State	W, 23-21
22	*at North Dakota	W, 49-35
29	*INDIANA STATE [Hobo Day]	W, 49-7

### NOVEMBER

5	*at Northern Iowa	W, 31-28
12	*ILLINOIS STATE [Senior Day]	W, 31-7

### DECEMBER

3	^DELAWARE	2 p.m.
---	-----------	--------

\* Missouri Valley Football Conference game

^ Football Championship Subdivision playoff game

All times Central

## TALE OF THE TAPE — 2022 SEASON STATISTICS

DELAWARE	CATEGORY	SOUTH DAKOTA STATE
30.0	Points Per Game	31.4
16.3	Points Allowed Per Game	15.5
150.0	Rushing Yardage Per Game	160.6
138.1	Rush Yardage Allowed/Game	71.4
276.8	Passing Yardage Per Game	207.0
11.5	Average Per Catch	12.0
138.3	Pass Yardage Allowed/Game	183.6
426.8	Total Offense Per Game	367.6
276.4	Total Offense Allowed/Game	254.8
19.2	Kick Return Average	18.5
6.5	Punt Return Average	10.1
8-7	Interception Returns	15-175
24-13	Fumbles-Lost	7-4
55-506	Penalties-Yards	78-589
29:40	Time of Possession/Game	33:28
69/162 (43%)	Third-Down Conversions	65/138 (47%)

**SERIES SCORES**

2010: Delaware 26, South Dakota State 3  
(Sept. 11, 2010, at Newark, Del.)

2020-21: South Dakota State 33, Delaware 3  
(May 8, 2021, at Dana J. Dykhouse Stadium)

**PLAYOFF HISTORY**

2009: Montana 61, South Dakota State 48  
(Nov. 28, 2009, at Missoula, Mont.)

2012: South Dakota State 58, Eastern Illinois 10  
(Nov. 24, 2012, at Coughlin-Alumni Stadium)  
North Dakota State 28, South Dakota State 3  
(Dec. 1, 2012, at Fargo, N.D.)

2013: South Dakota State 26, Northern Arizona 7  
(Nov. 30, 2013, at Flagstaff, Ariz.)  
Eastern Washington 41, South Dakota State 17  
(Dec. 7, 2013, at Cheney, Wash.)

2014: South Dakota State 47, Montana State 40  
(Nov. 29, 2014, at Bozeman, Mont.)  
North Dakota State 27, South Dakota State 24  
(Dec. 6, 2014, at Fargo, N.D.)

2015: Montana 24, South Dakota State 17  
(Nov. 28, 2015, at Missoula, Mont.)

2016: South Dakota State 10, Villanova 7  
(Dec. 3, 2016, at Dana J. Dykhouse Stadium)  
North Dakota State 36, South Dakota State 10  
(Dec. 10, 2016, at Fargo, N.D.)

2017: South Dakota State 37, Northern Iowa 22  
(Dec. 2, 2017, at Dana J. Dykhouse Stadium)  
South Dakota State 56, New Hampshire 14  
(Dec. 9, 2017, at Dana J. Dykhouse Stadium)  
James Madison 51, South Dakota State 16  
(Dec. 16, 2017, at Harrisonburg, Va.)

2018: South Dakota State 51, Duquesne 6  
(Dec. 1, 2018, at Dana J. Dykhouse Stadium)  
South Dakota State 27, Kennesaw State 17  
(Dec. 8, 2018, at Kennesaw, Ga.)  
North Dakota State 44, South Dakota State 21  
(Dec. 14, 2018, at Fargo, N.D.)

2019: Northern Iowa 13, South Dakota State 10  
(Dec. 7, 2019, at Dana J. Dykhouse Stadium)

2020-21: South Dakota State 31, Holy Cross 3  
(April 24, 2021, at Dana J. Dykhouse Stadium)  
South Dakota State 31, Southern Illinois 26  
(May 2, 2021, at Dana J. Dykhouse Stadium)  
South Dakota State 33, Delaware 3  
(May 8, 2021, at Dana J. Dykhouse Stadium)  
Sam Houston 23, South Dakota State 21  
(May 16, 2021, at Frisco, Texas)

2021: South Dakota State 56, UC Davis 24  
(Nov. 27, 2021, at Dana J. Dykhouse Stadium)  
South Dakota State 24, Sacramento State 19  
(Dec. 4, 2021, at Sacramento, Calif.)  
South Dakota State 35, Villanova 21  
(Dec. 11, 2021, at Villanova, Pa.)  
Montana State 31, South Dakota State 17  
(Dec. 18, 2021, at Bozeman, Mont.)

*Sports Information Contact: Jason Hove*

*Nov. 29, 2022*

**BROOKINGS, S.D.** — For the second time in three seasons, South Dakota State will host Delaware in a Football Championship Subdivision playoff game.

Kickoff for the Round of 16 contest is set for 2 p.m. Saturday at Dana J. Dykhouse Stadium. Video coverage of the game will be exclusively through the ESPN+ streaming platform (subscription required).

The top-seeded Jackrabbits enter Saturday's game on a school-record 10-game winning streak that included posting a perfect 8-0 mark in the Missouri Valley Football Conference. SDSU, which received a first-round bye, hasn't played since Nov. 12, when the Jackrabbits closed out their regular season slate with a 31-7 home victory over Illinois State.

Delaware, meanwhile, improved to 8-4 overall with a 56-17 home victory over Saint Francis (Pa.) in opening-round action Nov. 26. The Blue Hens earned an at-large playoff berth after notching a 4-4 record in the Colonial Athletic Association race.

The two programs met in the semifinals of the FCS playoffs during the 2020-21 spring season with the Jackrabbits earning their first-ever berth in a football national title game with a 33-3 victory on May 8, 2021, in Brookings.

**THE SERIES:** Saturday's game will mark the third meeting on the gridiron between SDSU and Delaware. The Blue Hens won the inaugural meeting in the series, 26-3, on Sept. 11, 2010, in Newark, Delaware, while the Jackrabbits returned the favor with a 33-3 playoff victory during the 2020-21 spring season.

SDSU has played three other CAA opponents in the postseason and hold a 4-1 playoff record against the rival league. The Jackrabbits own two wins over Villanova (2016, 2021), as well as a home victory over New Hampshire in the 2017 FCS playoffs. Later in 2017, the Jackrabbits suffered a semifinal loss at James Madison. JMU is currently transitioning to the Football Bowl Subdivision.

**PLAYOFF HISTORY:** South Dakota State is making its 13th postseason appearance in its football history, with 12 of those berths coming as a member of the Football Championship Subdivision. SDSU's lone appearance in the NCAA Division II football playoffs came in 1979, when the Jacks dropped a 50-7 decision at Youngstown State.

The Jackrabbits have compiled a 14-12 record in the playoffs and are making their 11th consecutive appearance in the FCS playoffs. SDSU made its lone appearance in a national title game during the 2020-21 spring season.

**ELITE COMPANY:** South Dakota State is one of only two Football Championship Subdivision programs to reach the playoffs each of the last 11 seasons, including advancing to the national semifinals or championship game in four of the last five seasons. The Jackrabbits secured the Missouri Valley Football Conference's automatic bid to the 2022 playoffs, assuring SDSU of its 11th consecutive postseason appearance and 12th overall at the FCS level).

Defending national champion North Dakota State holds the longest active streak with 13 consecutive trips to the playoffs.

**JACKS WIN VALLEY:** South Dakota State won its first outright Missouri Valley Football Conference title after being picked to finish second in the league race, according to a preseason poll conducted among the league's coaches, sports information directors and a select media panel that was announced in early August.

Defending league and national champion North Dakota State earned the top spot in the preseason poll with 446 points and 39 first-place votes, followed by the Jackrabbits with the other two first-place votes and 407 points. Missouri State (355), Southern Illinois (306) and Northern Iowa (304) rounded out the top five.

Since joining the MVFC at the start of the 2008 season, SDSU has been picked to finish second in the league standings on seven occasions and was tabbed as the favorite in 2021.

## 2022 SEASON HIGHS

### TEAM GAME HIGHS

**RUSHING ATTEMPTS:** 47, vs. Western Illinois, 10-1-2022  
**RUSHING YARDS:** 270, vs. Western Illinois, 10-1-2022  
**YARDS PER RUSH:** 5.7, vs. Western Illinois, 10-1-2022  
**RUSHING TOUCHDOWNS:** 4, vs. Indiana State, 10-29-2022  
**PASS ATTEMPTS:** 34, at Northern Iowa, 11-5-2022  
**PASS COMPLETIONS:** 25, vs. Indiana State, 10-29-2022  
**YARDS PASSING:** 319, at Missouri State, 9-24-2022  
**YARDS PER PASS:** 11.0, at Missouri State, 9-24-2022  
**PASSING TOUCHDOWNS:** 4, at Missouri State, 9-24-2022  
**TOTAL PLAYS:** 80, vs. Western Illinois, 10-1-2022  
**TOTAL OFFENSE:** 475, at Missouri State, 9-24-2022  
**YARDS PER PLAY:** 7.2, at Missouri State, 9-24-2022  
**POINTS:** 49, at North Dakota, 10-22-2022, and vs. Indiana State, 10-29-2022  
**FIRST DOWNS:** 28, vs. Western Illinois, 10-1-2022  
**SACKS BY:** 4, at Missouri State, 9-24-2022  
**PENALTIES:** 12, at Iowa, 9-3-2022  
**PENALTY YARDS:** 74, at Northern Iowa, 11-5-2022  
**TURNOVERS BY:** 3, vs. UC Davis, 9-10-22  
**TURNOVERS FORCED:** 3, vs. Butler, 9-24-2022, and at North Dakota, 10-22-2022  
**INTERCEPTIONS:** 2, four times (last: at Northern Iowa, 11-5-2022)  
**FUMBLES RECOVERED:** 2, vs. Butler, 9-17-202  
**PUNTS:** 11, at Iowa, 9-3-22

## SDSU'S 2022 RECORD WHEN ...

Jackrabbits score first .....	6-0
Opponent scores first .....	4-1
Jackrabbits lead after one quarter.....	6-0
Opponent leads after one quarter .....	4-1
Game is tied after one quarter .....	0-0
Jackrabbits lead at halftime .....	8-0
Opponent leads at halftime .....	2-0
Game is tied at halftime.....	0-1
Jackrabbits lead after three quarters.....	8-0
Opponent leads after three quarters .....	1-1
Game is tied after three quarters .....	1-0
Game is decided in overtime.....	0-0
Jackrabbits play at home.....	6-0
SDSU plays on the the road .....	4-1
Neutral-site contest .....	0-0
Jackrabbits commit fewer turnovers than opponent..	7-1
Opponent commits fewer turnovers than SDSU.....	2-0
Turnover margin is equal.....	1-0
Jackrabbits commit fewer penalties than opponent ..	2-0
Opponent commits fewer penalties than SDSU .....	8-1
Teams commit same number of penalties .....	0-0
Jackrabbits have time of possession advantage .....	9-0
Opponent has time of possession advantage .....	1-1
Game is played on artificial surface .....	10-1
Game is played on natural grass/hybrid surface .....	0-0
Game is played during the day .....	8-1
Game is played at night (6 p.m. or later kickoff) .....	2-0

**SEASON 15 IN THE MVFC:** The 2022 season marks South Dakota State's 15th as a member of the Missouri Valley Football Conference. Since joining the league in 2008, SDSU is the only program in that span to not have a losing season in conference play.

The Jackrabbits hold an 84-34 record in MVFC games and have won six or more league games seven times. SDSU previously earned a share of league titles in 2016 and during the 2020-21 spring season.

**RANKINGS STREAK:** By being ranked first for the sixth week in a row in the final Stats Perform FCS poll of the regular season, SDSU has now appeared in the top 25 of 144 consecutive media polls dating back to October 2012. The Jackrabbits also were selected as the FedEx Ground FCS National Team of the Week by Stats Perform after beating top-ranked North Dakota State on Oct. 15 to move into the top spot in the poll for the first time in program history.

The Jackrabbits' second-place preseason showing in 2022 marked the highest in program history, surpassing a third-place preseason ranking three times (2018, 2019, 2021).

Following is a week-by-week listing of South Dakota State's national rankings:

Date	Stats Perform	AFCA
Preseason	2nd	3rd
Sept. 5/6	2nd	3rd
Sept. 12	2nd	3rd
Sept. 19	T-2nd	3rd
Sept. 26	2nd	3rd
Oct. 3	2nd	3rd
Oct. 10	2nd	3rd
Oct. 17	1st	1st
Oct. 24	1st	1st
Oct. 31	1st	1st
Nov. 7	1st	1st
Nov. 14	1st	1st
Nov. 21	1st	1st

**CAPTAINS:** Leading the Jackrabbit football team are seven captains:

- Adam Bock, Jr., linebacker, Solon, Iowa;
- Garret Greenfield, Sr., offensive lineman, Rock Valley, Iowa;
- Mark Gronowski, So., quarterback, Naperville, Illinois;
- Mason McCormick, Sr., offensive lineman, Sioux Falls;
- Caleb Sanders, Sr., defensive tackle, Glenwood, Iowa;
- Reece Winkelman, Grad., defensive end, Marshall, Minnesota;
- Landon Wolf, Grad., wide receiver, Tulsa, Oklahoma.

McCormick is in his second season as a captain, while all other captains are in their first seasons in the role.

**COMEBACK KIDS:** South Dakota State trailed 21-7 in the first half in consecutive games before rallying for wins at North Dakota State (23-21) on Oct. 15 and at North Dakota (49-35) a week later.

That marked the first time the Jackrabbits overcame double-digit deficits in back-to-back games since October 2006. In that season, SDSU came back from a 28-6 third-quarter deficit against Cal Poly for a 29-28 victory, followed by a 22-21 Hobo Day win over UC Davis in which the Jackrabbits trailed 21-7 in the second quarter.

Overall, SDSU has won 16 games at the FCS level in which it trailed by at least 10 points at some point in the game, including nine against MVFC opponents.

**300 AND COUNTING:** The Sept. 24 league opener at Missouri State marked John Stiegelmeier's 300th game as head coach at South Dakota State. Since taking over the program at the start of the 1997 season, Coach Stig has led the Jackrabbits to a 195-112 overall record, including an 84-34 mark in MVFC contests.



## 2022 MVFC WEEKLY AWARDS

### MVFC OFFENSIVE PLAYER OF THE WEEK

- Mark Gronowski (Sept. 24, Oct. 22)
- Isaiah Davis (Oct. 1)

### MVFC OFFENSIVE LINEMAN OF THE WEEK

- Mason McCormick (Oct. 1)

### MVFC DEFENSIVE PLAYER OF THE WEEK

- Adam Bock (Sept. 3)

### MVFC DEFENSIVE SPECIAL TEAMS PLAYER OF THE WEEK

- Hunter Dustman (Oct. 15, Nov. 5)

## 2022 ALL-MVFC HONORS

### ALL-MVFC FIRST TEAM — OFFENSE

- Isaiah Davis, RB
- Garret Greenfield, OL
- Tucker Kraft, TE
- Mason McCormick, OL

### ALL-MVFC FIRST TEAM — DEFENSE

- Adam Bock, LB
- DyShawn Gales, DB
- Caleb Sanders, DL
- Reece Winkelman, DL

### ALL-MVFC SECOND TEAM — OFFENSE

- Mark Gronowski, QB
- Zach Heins, TE
- Jaxon Janke, WR

### ALL-MVFC SECOND TEAM — SPECIAL TEAMS

- Jadon Janke, RS

### ALL-MVFC HONORABLE MENTION — OFFENSE

- Jadon Janke, WR

### ALL-MVFC HONORABLE MENTION — DEFENSE

- Dalys Beanum, DB
- Jason Freeman, LB

### ALL-MVFC HONORABLE MENTION — SPECIAL TEAMS

- Hunter Dustman, P

### BRUCE CRADDOCK COACH OF THE YEAR

- John Stiegelmeier

### MVFC ALL-NEWCOMER TEAM — OFFENSE

- John O'Brian, OL

### MVFC ALL-NEWCOMER TEAM — DEFENSE

- Jason Freeman, LB
- Tucker Large, S/LB

Counting his nine seasons as a full-time assistant coach at SDSU prior to becoming head coach, Stiegelmeier has been on the sidelines (or coaching booth) for 404 Jackrabbit football games, helping lead teams to a combined 251-153 record.

**ALL-MVFC:** Fifteen South Dakota State football players, including eight first-team selections, were honored Monday as members of the 2022 All-Missouri Valley Football Conference Team.

In addition, Jackrabbit head coach John Stiegelmeier was selected as the league's Bruce Craddock Coach of the Year.

Of SDSU's 15 total honorees, 10 had previously earned all-MVFC accolades with Jaxon Janke, Mason McCormick and Caleb Sanders earning recognition for the third season in a row.

A senior wide receiver from Madison, Janke was a second-team honoree for the third time and carries a streak of 30 consecutive games with a reception into postseason play. He finished the regular season as the team leader in both catches (46) and receiving yards (603) while sharing the team lead with five touchdown receptions.

Meanwhile, Jaxon's twin brother, Jadon, earned second-team all-league honors as a return specialist and honorable mention recognition as a wide receiver. Jadon Janke took over return duties late in the season and averaged 17.8 yards on eight punt returns and 23 yards on a pair of kickoff returns. In the passing game, he hauled in 39 receptions for 598 yards and five touchdowns.

McCormick, a senior guard from Sioux Falls, moved up to the all-MVFC first team after consecutive second-team selections during the 2020-21 spring and 2021 fall seasons. He helped anchor an offensive line that helped pave the way for the Jackrabbits to average 31.4 points and 367.6 yards of total offense in 11 regular season games.

Joining McCormick on the first team from the Jackrabbit offensive line was fellow senior Garret Greenfield. The Rock Valley, Iowa, native moved to left tackle this season after being a first-team all-league honoree at right tackle during the 2020-21 spring campaign.

Sanders, a senior defensive tackle from Glenwood, Iowa, tallied a team-best five sacks and ranked second with six tackles for loss for a unit that ended the regular season as the top rushing defense in the FCS ranks by allowing only 71.2 yards per game on the ground. Sanders, who tallied 24 total tackles in 11 games, was an all-MVFC First Team honoree during the 2020-21 spring season and was a second-team selection last fall.

Also earning first-team recognition for a second time was linebacker Adam Bock, while defensive end Reece Winkelman moved up to the top squad after receiving second-team accolades a season ago. A junior from Solon, Iowa, Bock finished the regular season as the team's leading tackler with 58 stops despite missing the final three games due to injury. He tallied 13 tackles in the season opener at Iowa and again reached double figures in tackles with 10 a month later against Western Illinois.

Winkelman, a senior from Marshall, Minnesota, notched a team-high eight tackles for loss and added 4.5 sacks in regular season action. He registered 20 total tackles, while contributing a forced fumble and three pass breakups.

Rounding out the Jackrabbits' first-team honorees on defense was senior cornerback DyShawn Gales. A native of North Chicago, Illinois, Gales ended the regular season tied for the team lead with three interceptions, including one he returned for a 31-yard touchdown to help spark a comeback victory at North Dakota. Gales also broke up two passes and registered 22 tackles (19 solo) in 10 starts.

The Jackrabbit offense also was represented by two more of its top playmakers in tight end Tucker Kraft and running back Isaiah Davis. Kraft, a junior from Timber Lake was injured the season opener at Iowa, but came back for the second half of the league season to repeat on the all-MVFC First Team after catching 19 passes for 232 yards and a pair of touchdowns.

**PLAYERS OF THE WEEK**

**AT IOWA**

**OFFENSE:** Landon Wolf, Gus Miller  
**DEFENSE:** Caleb Sanders  
**SPECIAL TEAMS:** Dalys Beanum  
**SCOUT OFFENSE:** Jeff Becker  
**SCOUT DEFENSE:** Logan Green  
**SCOUT SPECIAL TEAMS:** Bryce Johnson  
**EFFORT:** Caleb Franci

**vs. UC DAVIS**

**OFFENSE:** Isaiah Davis, Mason McCormick  
**DEFENSE:** N/A  
**SPECIAL TEAMS:** Hunter Dustman  
**SCOUT OFFENSE:** Isaac Krael  
**SCOUT DEFENSE:** Bryce Johnson  
**SCOUT SPECIAL TEAMS:** Rhett Foster  
**EFFORT:** Mike Morgan

**vs. BUTLER**

**OFFENSE:** Mark Gronowski, Mason McCormick  
**DEFENSE:** Aaron Wolfcale-Holsten  
**SPECIAL TEAMS:** Steven Arrell  
**SCOUT OFFENSE:** Greyton Gannon  
**SCOUT DEFENSE:** Max Polischuk  
**SCOUT SPECIAL TEAMS:** Joe Ollman  
**EFFORT:** Dalys Beanum

**AT MISSOURI STATE**

**OFFENSE:** Jadon Janke, Zach Heins  
**DEFENSE:** Defensive Line  
**SPECIAL TEAMS:** Tyler Feldkamp  
**SCOUT OFFENSE:** Jeff Becker  
**SCOUT DEFENSE:** Cullen McShane  
**SCOUT SPECIAL TEAMS:** Noah Thompson  
**EFFORT:** Isaiah Davis

**vs. WESTERN ILLINOIS**

**OFFENSE:** Isaiah Davis, Mason McCormick  
**DEFENSE:** Adam Bock  
**SPECIAL TEAMS:** Kevin Brenner  
**SCOUT OFFENSE:** Daxon Lindholm  
**SCOUT DEFENSE:** Myles Taylor  
**SCOUT SPECIAL TEAMS:** Max Polischuk  
**EFFORT:** Cade Terveer

**vs. SOUTH DAKOTA**

**OFFENSE:** Isaiah Davis, Garret Greenfield  
**DEFENSE:** Dalys Beanum, Cale Reeder  
**SPECIAL TEAMS:** Punt Team  
**SCOUT OFFENSE:** Dawson Rudd  
**SCOUT DEFENSE:** Jace Sifore  
**SCOUT SPECIAL TEAMS:** Daxon Lindholm  
**EFFORT:** Graham Spalding

**AT NORTH DAKOTA STATE**

**OFFENSE:** Amar Johnson, Evan Beerntsen  
**DEFENSE:** Reece Winkelman  
**SPECIAL TEAMS:** Hunter Dustman  
**SCOUT OFFENSE:** Joe Ollman  
**SCOUT DEFENSE:** Max Polischuk  
**SCOUT SPECIAL TEAMS:** Max Polischuk  
**EFFORT:** Canyon Bauer

Davis tallied 932 yards in 10 regular season games, averaging 5.3 yards per carry and scoring 10 touchdowns while topping the 100-yard mark in a game five times. The junior from Joplin, Missouri, who was an honorable mention all-MVFC selection during the 2020-21 spring season, also caught 18 passes for 145 yards.

Receiving second-team honors on offense were quarterback Mark Gronowski and tight end Zach Heins, both of whom were first-team honorees during the 2020-21 spring season. A sophomore from Naperville, Illinois, Gronowski made a successful return from an injury that sidelined him for the entire 2021 fall campaign, completing 185-of-285 passes (64.9 percent) for 2,247 yards and 18 touchdowns against five interceptions. The 2020-21 MVFC Offensive Player of the Year, Gronowski rushed and passed for touchdowns in the same game six times during the 2022 regular season as he gained 179 yards on the ground with eight scores.

Heins formed the other half of the Jackrabbits' tandem at tight end and contributed 27 receptions for 310 yards and four touchdowns. He caught at least one pass in all 11 regular season games.

Honorable mention honors were awarded to three other Jackrabbit players, including Dalys Beanum and Jason Freeman from the defensive unit. A junior cornerback from Omaha, Beanum posted a team-high five pass breakups and recorded two interceptions and 23 tackles (15 solo) during the regular season.

Freeman, a junior linebacker from Zion, Illinois, stands second on the team with 56 tackles during his first year with the Jackrabbits. He also has been credited with five tackles for loss, three sacks and two pass breakups.

Completing the list of Jackrabbit award winners was punter Hunter Dustman. The junior from East Bethel, Minnesota, averaged 42.6 yards on 40 attempts during the regular season, while also handling the placekicking duties for the Jackrabbits. Seven of Dustman's punts traveled 50 or more yards.

Stiegelmeier was honored as Bruce Craddock Coach of the Year for the second time, after first receiving the award in 2016. The Jackrabbits ran the table in MVFC for the first time in program history, posting an 8-0 mark en route to the outright league championship and a 10-1 overall record through the regular season. SDSU ascended to the top of the Football Championship Subdivision rankings for the first time and has earned the top seed in the FCS playoffs for the second time in three seasons.

Coach Stig also was recently named by Stats Perform as a finalist for the Eddie Robinson Award, which is presented annually to the top coach in the Football Championship Subdivision. The award winner will be announced Dec. 8, with the award presented on Jan. 7 in Frisco, Texas, on the eve of the FCS national championship game.

**TOP NEWCOMERS:** Three South Dakota State players were among the 25 student-athletes named Tuesday to the 2022 Missouri Valley Football Conference All-Newcomer Team.

Representing the Jackrabbit offense was lineman John O'Brian. A junior transfer from Eaton Rapids, Michigan, O'Brian started all 11 regular season games for a squad averaging 31.4 points and 367.6 yards of total offense per game. He started the first three games at right guard before moving to right tackle at the beginning of league action.

On the defensive side of the ball, Jason Freeman and Tucker Large were honored from SDSU. A junior transfer from Zion, Illinois, Freeman ended the regular season second on the team in tackles with 56 from his linebacker position. He also registered five tackles for loss, three sacks and a pair of pass breakups.

Large, a redshirt freshman from Sioux Falls, filled in where needed for a Jackrabbit defense that ranks No. 1 among Football Championship Subdivision teams in rushing defense. He notched 20 total tackles and broke up two passes while seeing action at both safety and linebacker during the 2022 regular season.

**PLAYERS OF THE WEEK**

**AT NORTH DAKOTA**

**OFFENSE:** Jadon Janke, Zach Heins

**DEFENSE:** DyShawn Gales

**SPECIAL TEAMS:** Jadon Janke

**SCOUT OFFENSE:** David Alpers

**SCOUT DEFENSE:** Noah Jessup

**SCOUT SPECIAL TEAMS:** Jalen B. Lee

**EFFORT:** Payton Shafer

**vs. INDIANA STATE**

**OFFENSE:** Mark Gronowski, Mason McCormick

**DEFENSE:** Jason Freeman

**SPECIAL TEAMS:** Jaxon Janke

**SCOUT OFFENSE:** Dane Miller

**SCOUT DEFENSE:** Max Polischuk

**SCOUT SPECIAL TEAMS:** Greyton Gannon

**EFFORT:** Saiveon Williamson

**AT NORTHERN IOWA**

**OFFENSE:** Isaiah Davis, Mason McCormick

**DEFENSE:** Caleb Sanders

**SPECIAL TEAMS:** Hunter Dustman, Jadon Janke

**SCOUT OFFENSE:** Daxon Lindholm

**SCOUT DEFENSE:** Logan Green

**SCOUT SPECIAL TEAMS:** Isaac Krael

**EFFORT:** Zach Heins

**vs. ILLINOIS STATE**

**OFFENSE:** Jaxon Janke, Garret Greenfield

**DEFENSE:** Entire defense

**SPECIAL TEAMS:** Hunter Dustman

**SCOUT OFFENSE:** Greyton Gannon

**SCOUT DEFENSE:** Timothy Croskey

**SCOUT SPECIAL TEAMS:** Kytan Fyfe

**EFFORT:** Kevin Brenner

**SANDERS ADDED TO BUCHANAN FINALISTS:** South Dakota State defensive tackle Caleb Sanders was recently named as one of 30 finalists for the Buck Buchanan Award, which is presented by Stats Perform to the top defensive player in the Football Championship Subdivision.

A senior from Glenwood, Iowa, Sanders leads the Jackrabbits with five sacks and ranks second on the squad with six tackles for loss. He has totaled 24 tackles on the season, 14 of which have been solo stops.

As a team, SDSU leads FCS teams by allowing only 71.4 rushing yards per game and also ranks second in total defense by giving up 255 yards per contest.

Junior linebacker Adam Bock previously was under consideration for the Buchanan Award this season, but was replaced by Sanders after Bock was sidelined the second half of the conference season due to injury.

The Buchanan Award, first presented in 1995 and in its 28th season, is named for legendary defensive lineman Junious "Buck" Buchanan, who starred at Grambling State as part of his Hall of Fame career. A national media panel will select the Buchanan Award winner, with voting based on the regular season. The recipient will be announced at the FCS National Awards banquet on Jan. 7 in Frisco, Texas.

**SECOND-HALF ADJUSTMENTS:** For the fifth game in a row, South Dakota State scored on its opening drive of the second half when Amar Johnson capped a nine-play, 75-yard drive at Northern Iowa with a 16-yard touchdown run. The Jackrabbits scored four touchdowns and a field goal on their first offensive possessions of the second half in that five-game span, with the streak coming to an end Nov. 12 versus Illinois State.

UNI became the first opposing team in 10 games this season to put points on the board to open the second half as the Panthers answered with a touchdown of their own.

For the season, SDSU is outscoring the opposition, 88-23, in the third quarter, highlighted by a 21-point third quarter in a 49-35 victory at North Dakota on Oct. 22.

**CHAIN GANG BREAKS THROUGH:** South Dakota State recorded a season-high seven sacks in its Oct. 8 victory over South Dakota. It was the most sacks in a game by a Jackrabbit squad since racking up seven against Delaware in an FCS national semifinal game on May 8, 2021.

Through its eight Missouri Valley Football Conference games, SDSU racked up 27 sacks, including five Oct. 22 at North Dakota and five more Nov. 5 at Northern Iowa. Caleb Sanders notched three of the sacks at UNI, marking the most in a game by a Jackrabbit player since T.J. Lally registered four against UC Davis in 2012.

Twelve different players have recorded a sack so far this season for the Jackrabbits.

**STUFFING THE RUN:** For the sixth consecutive game to start the season, South Dakota State held an opponent under 100 yards rushing when it limited South Dakota to 92 yards on 36 attempts in their Oct. 8 matchup.

That performance extended the longest such streak by the Jackrabbits in the Division I era (since 2004). SDSU had held opponents to below the century mark in three consecutive games five times (2008, 2009, 2012, 2013 and 2021). The 2012 team held the opponent under 100 yards rushing in six games overall.

SDSU's streak ended Oct. 15 at North Dakota State, when the Bison rushed for 127 net yards. However, NDSU mustered only 28 yards on the ground in the second half and was held below half of its season average of 265.8 rushing yards per game entering the Dakota Marker contest.

The Jackrabbits, who also held North Dakota (74), Northern Iowa (88) and Illinois State (45) under 100 net yards rushing, currently lead the Football Championship Subdivision by allowing 71.4 rushing yards per game, and also stand second in total defense by giving up only 255 yards of total offense per outing. In addition, SDSU ranks third in scoring defense at 15.5 points per game.

### SDSU CAREER SACKS

1. Mark Dunbar, 1977-80 .....	28.0
2. Jeff Wolgamott, 1993-97 .....	27.0
3. Danny Batten, 2006-09 .....	23.0
4. <b>Caleb Sanders (2018-present) .....</b>	<b>20.0</b>
5. <b>Reece Winkelman (2018-present) .....</b>	<b>19.5</b>
6. Ryan Earith, 2016-19 .....	19.0
7. Eric Cohen, 1978-80 .....	18.0
8. Darwin Bishop, 1985-88 .....	17.5
Jim Remme, 1990-93 .....	17.5
Eric Schroeder, 2005-08 .....	17.5

Note: Sacks became an official statistic in 1978

### SDSU CAREER TACKLES FOR LOSS

1. Danny Batten, 2006-09 .....	52.5
2. Jeff Wolgamott, 1993-97 .....	52.0
3. Ted Ortale, 1985-88 .....	50.0
4. <b>Caleb Sanders, 2018-present .....</b>	<b>39.0</b>
<b>Reece Winkelman, 2018-present .....</b>	<b>39.0</b>
6. Zach Carter, 1994-95, 97-98 .....	38.0
7. Mark Dunbar, 1977-80 .....	35.0
Eric Schroeder, 2005-08 .....	35.0
9. Joey Abell, 2001-04 .....	33.5
10. Jason Aune, 1992, 94-96 .....	32.5

**NEW LOWS:** South Dakota State limited South Dakota to five completions and 44 passing yards in their Oct. 8 matchup at sold-out Dana J. Dykhouse Stadium. Those were the lowest totals against a Missouri Valley Football Conference opponent since the Jackrabbits joined the league in 2008 and were the lowest against any opponent since holding Robert Morris (Pa.) to four completions and 43 passing yards in 2015.

The Jackrabbits also held Illinois State to 100 yards of total offense in their Nov. 12 regular season finale, marking the lowest total allowed by an SDSU defense since giving up only 90 yards to Indiana State on Sept. 19, 2009

**PICKING OFF THE COMPETITION:** After leading the FCS ranks with 21 interceptions a season ago, the Jackrabbit defense has continued to take the ball away from the opposition during the 2022 campaign.

SDSU defenders recorded at least one interception in all 11 games, continuing that streak when DyShawn Gales notched his third interception of the season Nov. 12 against Illinois State. Gales shares the team lead with safety Cale Reeder.

SDSU currently ranks 10th among FCS teams with 15 interceptions. The Jackrabbits also rank fourth in turnover margin with an average of plus-1.09 turnovers per game after forcing 21 total turnovers compared to losing nine turnovers.

Dating back to the start of the 2018 season, the Jackrabbits have intercepted at least one pass in 52 of their last 62 games for a total of 83 pickoffs.

As a team, the Jackrabbits tied one of their longest-standing school records with six interceptions in the 2021 playoff game versus UC Davis. SDSU also intercepted six passes in a 1950 game against Augustana and in a 1952 matchup with St. Cloud State.

In all, 11 different Jackrabbits recorded at least one interception a season ago and SDSU picked off at least one pass in 12 of 15 games.

**BIG INTERCEPTION, BIG RETURN:** Sophomore safety Colby Huerter's first career interception helped keep the momentum in South Dakota State's favor in the Jacks' conference-opening matchup at Missouri State on Sept. 24.

On the opening drive of the second half, Huerter stepped in front of a Jason Shelley pass deep in the red zone and his ensuing 70-yard return to the MSU 24 set up the Jackrabbits' second touchdown of the game for a 14-0 lead. Huerter's interception return — the first of his career — was the longest by an SDSU player since Winston Wright returned a pickoff 82 yards for a touchdown at South Dakota on Nov. 16, 2013.

Huerter's second interception of the season also swung the momentum in the Jackrabbits' favor as he made a leaping interception on a North Dakota State pass to the end zone late in the first half of the Dakota Marker game on Oct. 15. Huerter's interception kept the score at 21-7 in favor of NDSU and jump-started a Jackrabbit comeback as they scored all 16 second-half points to rally for a 23-21 victory in Fargo.

**WINKELMAN, SANDERS CRACK TOP 10s:** Senior defensive linemen Reece Winkelman and Caleb Sanders were not only the top two sack artists for the Jackrabbits last season, but the Jackrabbit duo have nearly identical career numbers for sacks and tackles for loss as they both have moved into the SDSU career top five in those categories.

Sanders, a defensive tackle from Glenwood, Iowa, vaulted into fourth on the SDSU career sacks chart with 20 following a three-sack performance Nov. 5 at Northern Iowa.

A defensive end from Marshall, Minnesota, Winkelman currently stands fifth on the Jackrabbit career sacks chart with 19.5 after registering 4.5 sacks so far this season.

Both players enter the 2022 postseason with 39 career tackles for loss. Winkelman has posted a team-best eight tackles for loss so far this season and led the squad with 13.5 tackles for loss in 2021.



## SDSU CAREER RECEIVING YARDS

1. Jake Wieneke, 2014-17 .....	5,157
2. Jeff Tiefenthaler, 1983-86 .....	3,621
3. Josh Davis, 2002-05 .....	3,192
4. Dallas Goedert, 2014-17 .....	2,988
5. Cade Johnson, 2017-19 .....	2,872
6. <b>Jaxon Janke, 2018-present .....</b>	<b>2,594</b>
7. Jason Schneider, 2011-14 .....	2,404
8. JaRon Harris, 2005-08 .....	2,241
9. Rusty Lenners, 1993-96 .....	1,942
10. Aaron Rollin, 2009-12 .....	1,878

## SDSU CAREER RECEPTIONS

1. Jake Wieneke, 2014-17 .....	288
2. Josh Davis, 2002-05 .....	225
3. Dallas Goedert, 2014-17 .....	198
4. <b>Jaxon Janke, 2018-present .....</b>	<b>179</b>
5. Jason Schneider, 2011-14 .....	175
6. Jeff Tiefenthaler, 1983-86 .....	173
7. Cade Johnson, 2017-19 .....	162
8. JaRon Harris, 2005-08 .....	152
Glen Fox, 2006-09 .....	152
10. Aaron Rollin, 2009-12 .....	140

## SDSU CAREER RECEIVING TOUCHDOWNS

1. Jake Wieneke, 2014-17 .....	59
2. Jeff Tiefenthaler, 1983-86 .....	32
3. Cade Johnson, 2017-19 .....	28
4. Josh Davis, 2002-05 .....	26
5. JaRon Harris, 2005-08 .....	24
6. Dallas Goedert, 2014-17 .....	21
7. Jason Schneider, 2011-14 .....	20
<b>Jaxon Janke, 2018-present .....</b>	<b>20</b>
9. <b>Jadon Janke, 2018-present .....</b>	<b>19</b>
10. Rusty Lenners, 1993-96 .....	17

**GRONOWSKI BACK UNDER CENTER:** The Jackrabbits welcomed quarterback Mark Gronowski back to the starting lineup in the Sept. 3 season opener at Iowa.

A sophomore from Naperville, Illinois, Gronowski helped lead SDSU to the FCS title game during the 2020-21 spring season, but sat out last fall due to an injury he suffered on the first offensive series of the championship game against Sam Houston.

Gronowski started all 10 games as a true freshman during the modified 2020-21 season and was honored as the Missouri Valley Football Conference Offensive Player of the Year, as well as the league's Freshman of the Year. He completed 57.4 percent (108-of-188) of his passes for 1,565 yards and 15 touchdowns, while adding another 577 yards (7.0 ypc) and seven touchdowns on the ground.

In addition, Gronowski finished as runner-up for the 2021 Jerry Rice Award as the top freshman in the Football Championship Subdivision.

Gronowski has been honored as Missouri Valley Football Conference Offensive Player of the Week two times this season. Both accolades came after road wins over ranked opponents at Missouri State (Sept. 24) and North Dakota (Oct. 22).

**JAXON FOR 2K:** South Dakota State wide receiver Jaxon Janke reached a career milestone in the Sept. 3 season opener at Iowa, becoming the eighth Jackrabbit to reach 2,000 career receiving yards.

A senior from Madison, Janke caught two passes for 24 yards in that contest and has gone on to catch 46 passes this season for 603 yards to up his career receiving yardage total to 2,594 yards.

In addition, Janke has upped his career receptions to 179, putting him in fourth place on the SDSU career charts. He broke a tie with Jason Schneider (175 receptions from 2011-14) in the Nov. 12 win over Illinois State.

**DAVIS, TOO:** Jackrabbit running back Isaiah Davis crossed the 2,000-yard mark in career rushing during his 199-yard performance against Western Illinois on Oct. 1. He enters the week with 2,451 yards on 368 carries — an average of 6.7 yards per attempt.

Davis, who is 32nd among FCS running backs with 932 rushing yards so far this season, currently stands 148 yards away from moving into the SDSU career top 10.

**A WINNING COMBINATION:** Jackrabbit running back Isaiah Davis recorded his fifth 100-yard game this season and 12th of his career when he gained 105 yards on 24 carries Nov. 5 at Northern Iowa.

SDSU improved to 10-1 in games in which Davis has topped the century mark, with the lone loss coming in the 2020-21 national championship game against Sam Houston.

**TWIN TOUCHDOWNS:** Twin brothers Jadon and Jaxon Janke each caught a touchdown pass in the Sept. 24 victory at Missouri State. It marked the second week in a row and the sixth time in their Jackrabbit careers the dynamic duo from Madison accomplished the feat.

Jadon book-ended the SDSU scoring with a 3-yard touchdown reception in the first quarter and a 40-yard catch and run in the decisive fourth quarter. Jaxon's touchdown covered 13 yards in the third quarter.

A week earlier against Butler, Jaxon's touchdown came on a 7-yard pass in the first quarter, while Jadon tallied his touchdown on a 17-yard pass play early in the second quarter.

Both Jankes upped their career receiving touchdown total to 17 versus Missouri State. Jaxon has since added to his total with a 19-yard TD reception a week later against Western Illinois, followed by a 28-yard score Oct. 8 versus South Dakota.

Following are the games in which both Jankes have caught touchdown passes:

- April 24, 2021, vs. Holy Cross — Jadon (13, 45 yards in second/third quarters), Jaxon (11 yards in first quarter);



## 2022 GAME HIGHS

### INDIVIDUAL GAME HIGHS

**RUSHING ATTEMPTS:** 27, by Isaiah Davis, vs. Western Illinois, 10-1-2022  
**RUSHING YARDS:** 199, by Isaiah Davis, vs. Western Illinois, 10-1-2022  
**RUSHING TOUCHDOWNS:** 3, by Isaiah Davis, vs. South Dakota, 10-8-2022  
**LONG RUSH:** 47 yards (for TD), by Isaiah Davis, vs. South Dakota, 10-8-2022  
**PASS ATTEMPTS:** 34, by Mark Gronowski, at Northern Iowa, 11-5-2022  
**PASS COMPLETIONS:** 22, by Mark Gronowski, at Missouri State, 9-24-2022, and vs. Indiana State, 10-29-2022  
**YARDS PASSING:** 319, by Mark Gronowski, at Missouri State, 9-24-2022  
**TOUCHDOWN PASSES:** 4, by Mark Gronowski, at Missouri State, 9-24-2022  
**RECEPTIONS:** 9, by Jaxon Janke, vs. Western Illinois, 10-1-2022  
**YARDS RECEIVING:** 129, by Jadon Janke, vs. Illinois State, 11-12-2022  
**RECEIVING TOUCHDOWNS:** 2, by Jadon Janke, at Missouri State, 9-24-2022  
**LONG RECEPTION:** 57 yards, by Tucker Kraft (from Mark Gronowski), at Northern Iowa, 11-5-2022  
**TACKLES:** 13, by Adam Bock, at Iowa, 9-3-2022  
**TACKLES FOR LOSS:** 3.0, by Caleb Sanders, at Northern Iowa, 11-5-2022  
**SACKS:** 3.0, by Caleb Sanders, at Northern Iowa, 11-5-2022  
**INTERCEPTIONS:** 1, 15 times by nine different players (three times by Cale Reeder and DyShawn Gales)  
**PASS BREAKUPS:** 1, 31 times by 15 different players (five times by Dalys Beenum)  
**FUMBLES FORCED:** 1, by five different players (last: by Quinton Hicks, at North Dakota, 10-22-2022)  
**FUMBLES RECOVERED:** 1, by five different players (last: by Isaiah Stalbird, at North Dakota, 10-22-2022)  
**FIELD GOALS:** 3, by Hunter Dustman, three times (last: vs. Illinois State, 11-12-2022)  
**LONG FIELD GOAL:** 45 yards, by Hunter Dustman, at Northern Iowa, 11-5-2022, and vs. Illinois State, 11-12-2022  
**PUNTS:** 11, by Hunter Dustman, at Iowa, 9-3-2022  
**PUNTING AVERAGE (MIN. 3 PUNTS):** 45.7 yards (3 punts), by Hunter Dustman, at Missouri State, 9-24-2022  
**LONG PUNT:** 53 yards, three times by Hunter Dustman (last: vs. Indiana State, 10-29-2022)  
**LONG PUNT RETURN:** 58 yards, by Jadon Janke, at North Dakota, 10-22-2022  
**LONG KICKOFF RETURN:** 30 yards, by Tucker Kraft, at North Dakota, 10-22-2022  
**BLOCKED KICKS:** 1, by Jarod DePriest, vs. UC Davis, 9-10-2022, and by Dalys Beenum, vs. South Dakota, 10-8-2022

- Sept. 25, 2021, at Indiana State — Jadon (33 yards in first quarter), Jaxon (42 yards in second quarter);
- Oct. 16, 2021, at Western Illinois — Jadon (8 yards in first quarter), Jaxon (21 yards in third quarter);
- Nov. 20, 2021, vs. North Dakota — Jadon (17 yards in second quarter), Jaxon (21 yards in third quarter);
- Sept. 17, 2022, vs. Butler — Jadon (17 yards in second quarter), Jaxon (7 yards in first quarter);
- Sept. 24, 2022, at Missouri State — Jadon (3/40 yards in first/fourth quarters), Jaxon (13 yards in third quarter).

**ANYTHING YOU CAN DO ...** In South Dakota State's Oct. 22 game against North Dakota, Jadon Janke returned a punt 58 yards to set up a Jackrabbit touchdown as part of a 21-point third quarter. A week later, his twin brother, Jaxon, returned an Indiana State punt 49 yards to set up the Jackrabbits' second touchdown of the opening quarter.

The Jankes enter the weekend with nearly identical receiving totals for the season: Jaxon leads the team with 42 receptions for 536 yards and five touchdowns, while Jadon is right behind with 34 catches for 469 yards and five scores.

**SEEING DOUBLE:** The 2022 edition of the South Dakota State football team features three sets of twin brothers.

Returning for their senior seasons are wide receivers and Madison natives Jadon and Jaxon Janke. Jaxon Janke has been the team's leading receiver each of the past two seasons, while Jadon Janke hauled in 14 touchdown receptions during the 2021 calendar year split between the spring and traditional fall seasons.

Another pair of twins with South Dakota roots are sophomore linebackers Aaron and Adam Kusler. Aaron played in three games last season, while Adam contributed mostly on special teams and saw action in 14 of the team's 15 games.

New to the squad this season are freshmen Jason and Justin Harris from New Lenox, Illinois. Jason is listed as a wide receiver, while Justin plays running back.

**A KRAFT-Y RETURN:** All-America tight end Tucker Kraft marked his return to the South Dakota State lineup Oct. 22 at North Dakota by catching three passes for 53 yards, including a 32-yard touchdown late in the first half. Kraft missed six games after being injured in the Sept. 3 season opener at Iowa.

In addition to his contributions in the passing game, Kraft fielded an onside kick in stride in the fourth quarter, returning the ball 30 yards to the UND 10 to set up the Jackrabbits' final touchdown of the game.

Kraft added five catches for 59 yards, including a 21-yard touchdown, in SDSU's 49-7 Hobo Day win over Indiana State on Oct. 29.

**HEINS HAS CAREER DAY:** Picking up some more of the slack in the absence of All-American Tucker Kraft, South Dakota State tight end Zach Heins turned in a career day against Missouri State on Sept. 24. A senior from Sioux Falls, Heins hauled in seven passes for 127 yards, setting career highs in both categories. His final reception was a 21-yarder for a touchdown that gave SDSU a 21-14 lead midway through the fourth quarter.

Four of Heins' receptions covered at least 21 yards and five of his catches resulted in first downs on the afternoon.

**DOUBLE-DUTY DUSTMAN:** Junior Hunter Dustman has figured prominently in the Jackrabbits' special teams efforts throughout the 2022 season.

Dustman handled all of the kicking duties in the Sept. 3 season opener at Iowa, punting 11 times for an average of 41.5 yards (long of 52) and scoring the Jackrabbits' only points on a 44-yard field goal in the second quarter. Dustman's 11 punts mark the most by an SDSU player in the Division I era (since 2004).

## QUICK FACTS

### SDSU INFORMATION

**LOCATION:** Brookings, S.D.  
**ENROLLMENT:** 11,331 (fall 2022)  
**COLORS:** Yellow and Blue  
**NICKNAME:** Jackrabbits  
**AFFILIATION:** NCAA Division I Football  
 Championship Subdivision  
**CONFERENCE:** Missouri Valley Football Conference  
**STADIUM:** Dana J. Dykhouse Stadium (19,340  
 capacity - AstroTurf surface)

### 2021 RECAP

**OVERALL RECORD:** 11-4  
**CONFERENCE RECORD:** 5-3 (tied for third place in  
 Missouri Valley Football Conference)  
**POSTSEASON:** Reached Football Championship  
 Subdivision national semifinals (unseeded)  
**HOME RECORD:** 5-2  
**AWAY RECORD:** 6-2  
**FINAL RANKINGS:** 4th (Stats Perform media)/5th (AFCA  
 FCS Coaches)

### TEAM INFORMATION

**LETTERMEN RETURNING:** 43      **LETTERMEN LOST:** 25  
 • Offense: 17      • Offense: 11  
 • Defense: 25      • Defense: 11  
 • Special Teams: 1      • Special Teams: 3

**STARTERS RETURNING:** 14  
 • Offense: 6 • Defense: 7 • Special Teams: 1

**OFFENSIVE STARTERS RETURNING (6):** Garret Greenfield,  
 OT; Zach Heins, TE; Jadon Janke, WR; Jaxon Janke,  
 WR; Tucker Kraft, TE; Mason McCormick, OG.  
 Note: 2020-21 starting quarterback Mark Gronowski also  
 returns after missing 2021 season due to injury

**DEFENSIVE STARTERS RETURNING (7):** Adam Bock, LB;  
 DyShawn Gales, CB; Quinton Hicks, DE; Cale Reeder,  
 S; Caleb Sanders, NT; Isaiah Stalbird, LB; Reece  
 Winkelman, DE.

**SPECIAL TEAMS STARTERS RETURNING (1):** Hunter  
 Dustman, P.

**OTHER RETURNING LETTERMEN (29):** Steven Arrell, CB;  
 Canyon Bauer, WR; Dalys Beanum, CB; Kevin  
 Brenner, DE; A.J. Coons, WR; Isaiah Davis, RB; Jarod  
 DePriest, DT; Tyler Feldkamp, WR; Caleb Franci, LB;  
 Mark Gronowski, QB (lettered in 2020-21); Keaton  
 Heide, QB; Colby Huerter, S; Amar Johnson, RB;  
 Caden Johnson, DE; Randy Keumogne, DE; Adam  
 Kusler, LB; Jalen Lee, OL; Malik Lofton, CB; Daeton  
 Mcgaughy, LB/S; Gus Miller, OL; Mike Morgan, TE;  
 Chase Norblade, S; Payton Shafer, LB; Graham  
 Spalding, LB; Davion Sterner, LB; Cade Terveer, DE;  
 Ryan Van Marel, DT; Rudy Voss, QB; Saiveon  
 Williamson, LB (lettered in 2020-21).

For the season, Dustman is averaging 42.6 yards per punt and is 14-for-20 on field goals. He has made his last nine field goal attempts.

**SNAP. SPOT. KICK. REPEAT:** Four South Dakota State kickers have combined to make 112 consecutive extra-point tries over the last two-plus seasons.

The streak dates back to the second quarter of SDSU's Football Championship Subdivision semifinal playoff game against Delaware during the 2020-21 spring season, when Cole Frahm connected on a PAT after missing one earlier in the stanza. Frahm would close the spring with three more PATs in the national championship game, then was successful on all 65 of his attempts last fall to set the school record with 69 consecutive made PATs.

Hunter Dustman has made all 39 of his attempts so far this season after making his lone attempt in 2021. Corben Mahaffy added an extra point in 2021 to complete a perfect 67-for-67 performance for the team, and Jack Green is 2-for-2 on PATs this season as SDSU has made all 41 tries in 2022.

**STAFF SHAKEUP:** South Dakota State football underwent some restructuring following a successful 2021 season, with four coaches earning internal promotions and four new coaches joining the staff. The staff shakeup was the result of 2021 coordinators Jason Eck (offense) and Brian Bergstrom (co-defense) accepting head coaching positions at Idaho and Winona State, respectively.

Zach Lujan has taken over as the Jackrabbits' offensive coordinator, while continuing to coach the team's quarterbacks. A former SDSU quarterback himself from 2014-16, Lujan began his coaching career in 2018 as running backs coach before moving over to mentor the quarterbacks a year later.

Also on offense, Ryan Olson has moved from coaching the Jackrabbit tight ends to offensive line coach, and has added the title of run game coordinator. Olson joined the SDSU coaching staff prior to the start of the 2020-21 spring season and previously coached the offensive line at Bemidji State from 2017-19.

On the defensive side of the ball, Jimmy Rogers has been named the team's sole defensive coordinator after splitting duties with Bergstrom the past three seasons. Rogers will continue to coach the squad's linebackers and also holds the title of assistant head coach. Another former Jackrabbit player, Rogers is the longest-tenured assistant coach on staff as he enters his 10th season this fall.

In addition, defensive line coach Christian Smith has added defensive run game coordinator to his duties. Smith has coached at SDSU since 2017.

Two of the new coaches are former Jackrabbit football players — Josh Davis as passing game coordinator and wide receivers coach and Jesse Bobbit as safeties coach and recruiting coordinator. Also joining the coaching staff were Chris Meyers as tight ends coach and Mark Kubacki as assistant defensive line coach.

Davis previously served as wide receivers coach at SDSU from 2009-15, when he mentored five players currently in the Jackrabbits' top 10 for career receptions. He spent the past six years at Northwestern College (Iowa), where he was offensive coordinator and quarterbacks coach for a perennial top-10 NAIA program that reached the national championship game in spring 2021.

A standout receiver himself for the Jackrabbits from 2002-05, Davis ended his career as the Jackrabbits' all-time leader in receptions (225) and ranked second in both career receiving yards (3,192) and touchdowns (26). While those marks no longer stand as records, Davis continues to hold the SDSU single-game receptions mark with 16.

Bobbit, who played linebacker at SDSU from 2013-16, began his collegiate coaching career as a graduate assistant at SDSU in 2019. He moved on to Washington State, where he was a defensive graduate assistant and quality control coach for two years. He worked with the linebackers for a Cougar team that earned a Sun Bowl berth in 2021.

## PRONUNCIATION GUIDE

### COACHES

John Stiegelmeier	STIG-el-mey-er
Mark Kubacki	coo-BOCK-ee
Zach Lujan	LOO-hahn

### PLAYERS

Steven Arrell	ah-RELL
Max Baloun	bah-LOON
Regan Bollweg	BOWL-wag
Evan Beerntsen	BURNT-sen
Josh Buri	BURR-eye
Michael Drotzmann	DRAHTS-man
Matthew Durrance	durr-ANTS
Caleb Franci	FRANCE-III
Graham Goering	GORE-ing
Mark Gronowski	grow-NOW-ski
Keaton Heide	HY-dee
Zach Heins	HINES
Colby Huerter	HURT-er
Jadon/Jaxon Janke	YON-kee
Randy Keumogne	cah-MOAN-yay
Isaac Krael	CRASS-ill
Aaron/Adam Kusler	COOSE-ler
Daeton Mcgaughy	Mc-GOY
Jaden Mueller	MEW-ler
Joe Ollman	OHL-man
Max Polischuk	PAHL-ah-shook
Jace Sifore	suh-FORE-ee
Davion Sterner	DAY-vee-on
Ryan Swoger	SWOH-gurr
Cade Terveer	tur-VEER
Ryan Van Marel	van MARR-ell
Ethan Vibert	VY-bert
Saiveon Williamson	SAY-vee-on

Meyers most recently served as an offensive line graduate assistant at Oklahoma State, where he worked with a unit that cleared the way for 2019 NCAA rushing champion Chuba Hubbard. The 2021 Oklahoma State team played in the Big 12 Football Championship and closed a 12-2 season with a win in the Fiesta Bowl.

Kubacki, who joined the staff in July, brings a decade of collegiate coaching experience to SDSU. He spent the last five seasons at St. Olaf College in Northfield, Minnesota, following a five-year stint at St. Thomas, where he coached on both sides of the ball for a program that compiled a 56-8 record at the NCAA Division III level.

**JACKS IN THE PROS:** In preparation for the 2022 season, 10 former South Dakota State standouts were members of National Football League teams, continuing the Jackrabbits' long tradition of developing players into pro prospects.

Headlining the list is tight end Dallas Goedert of the Philadelphia Eagles. After being drafted in the second round of the 2018 NFL Draft, Goedert has gone on to record 236 receptions for 2,839 yards and 19 touchdowns in five seasons (43-544-3 in 2022).

Goedert set a career high with 830 receiving yards on 56 catches during the 2021 season. He established career bests of 58 receptions and five touchdowns in 2019.

Linebacker Christian Rozeboom earned a Super Bowl ring with the Los Angeles Rams during the 2021 season. A member of the Rams' practice squad in 2020, Rozeboom made his NFL debut with the Kansas City Chiefs early in 2021 before returning to Los Angeles and seeing action mostly on special teams for the Rams for remainder of the regular season and postseason.

Rozeboom was credited with three tackles in 2021 and has registered six tackles thus far in 2022.

Making their NFL debuts in late October were cornerback Don Gardner (Tampa Bay Buccaneers) and wide receiver Cade Johnson (Seattle Seahawks). Both were activated from their respective teams' practice squads. Johnson also was a member of Seattle's practice squad in 2021.

For the first time since 1976, the Jackrabbits saw two players selected in the same NFL Draft. Running back Pierre Strong was a fourth-round selection by the New England Patriots, while quarterback Chris Oladokun was taken by Pittsburgh.

Strong has played in nine games and has returned two kickoffs for 48 yards, while gaining five yards on one rushing attempt.

Oladokun was released during training camp by the Steelers, but was picked up by the Kansas City Chiefs and assigned to their practice squad.

Additionally, Wes Genant (New Orleans), Michael Griffin II (Tennessee) and Aron Johnson (Baltimore) all received post-draft free agent offers.

Also on an NFL roster in 2022 as a practice squad member is cornerback Jordan Brown (New Orleans Saints). Brown, who was originally drafted by the Cincinnati Bengals in 2019, also has spent time with Washington, the Oakland/Las Vegas Raiders and the Jacksonville Jaguars.

In addition, wide receiver Jake Wieneke has caught on with the Montreal Alouettes of the Canadian Football League. Through his first three seasons (2019, 2021-22), Wieneke recorded 140 total receptions for 2,056 yards with 21 touchdowns. He was named the CFL's East Division Most Outstanding Rookie in 2019.

Another former Jackrabbit standout, quarterback Taryn Christion, recently retired after a brief stint playing with the Ottawa Redblacks of the CFL.

Headlining the list of Jackrabbit pro football alumni are Hall of Famer Jim Langer and the NFL's career scoring leader, Adam Vinatieri.

Langer who played football at SDSU from 1967-69 and also was an All-American in baseball, played center on every offensive down during the Miami Dolphins' perfect season in 1972. He was a first-team All-Pro four times and was selected to play in six Pro Bowl games.



## JACKRABBITS IN THE 2022 NCAA STATISTICS

### TEAM (top 25)

- 1st in rushing defense, 71.4 yards/game
- 2nd in total defense, 255.0 yards/game
- 2nd in first downs – defense, 150
- 3rd in scoring defense, 15.5 points/game
- 3rd in red-zone offense, .957
- 3rd in red-zone defense, .667
- 3rd in fewest turnovers lost, 9
- 4th in turnover margin, +1.09/game
- 7th in time of possession, 33:25/game
- 8th in team passing efficiency defense, 113.59
- 9th in fewest passes had intercepted, 5
- 10th in passes intercepted, 15
- 12th in fewest tackles for loss allowed, 4.45/game
- 13th in fewest passing yards allowed, 183.6/game
- 14th in fewest fumbles lost, 4
- 16th in fourth-down conversion percentage, .625
- 18th in third-down conversion percentage, .460
- 18th in third-down conversion pct.-defense, .340
- 19th in team sacks, 2.64/game
- 21st in turnovers gained, 21
- 22nd in completion percentage, .648
- 24th in team passing efficiency, 146.96
- 24th in fewest sacks allowed, 1.45/game

### INDIVIDUAL (top 40)

#### MARK GRONOWSKI

- 20th in points responsible for, 160
- 20th in points responsible for per game, 14.5
- 20th in passing efficiency, 148.4
- 21st in completion percentage, .649
- 32nd in yards per pass attempt, 7.88
- 38th in passing touchdowns, 18

#### ISAIAH DAVIS

- 32nd in rushing yards, 932
- 30th in rushing yards per game, 93.2
- 35th in rushing touchdowns, 10

#### HUNTER DUSTMAN

- 19th in field goals per game, 1.27

Langer played with the Dolphins from 1970-79 before returning to his home state to finish his career with the Minnesota Vikings from 1980-81. He passed away in September 2019.

Vinatieri wrapped up his playing career after becoming the NFL's all-time scoring leader in 2018 as a member of the Indianapolis Colts. Over Vinatieri's 24 seasons, his totals include NFL bests of 599-of-715 on field goal attempts, 83.8 percent, and 2,673 career points. He also ranks second in career extra points with 874. In all, Vinatieri set 15 NFL records, including 21 100-point seasons.

Several other former Jackrabbit players and coaches have had ties to the professional game, including:

- Bryan Witzmann (player from 2010-13), played for several NFL teams as an offensive lineman from 2014-20;
- Steve Heiden (player from 1995-98), former tight end for the Chargers and Browns who is currently the tight ends coach for the Arizona Cardinals;
- Reed Burckhardt (player from 2004-07), former director of pro scouting for the Minnesota Vikings and now director of player personnel for the Denver Broncos;
- Glen Fox (player from 2006-09), director of pro personnel for the Arizona Cardinals after previously serving as a pro scout for 10 years;
- Shawn Mennenga (assistant coach from 2009-10), former special teams coordinator for the Cleveland Browns and Green Bay Packers;
- Trent Baalke (assistant coach from 1991-95), general manager of the Jacksonville Jaguars and formerly the GM for the San Francisco 49ers;
- Brad Seely, longtime special teams coordinator with numerous NFL teams.

**EIGHT HONORED FOR ACADEMICS:** Eight South Dakota State football student-athletes were honored in mid-November as members of the 2022 Academic All-District Football Team, selected by College Sports Communicators. All eight will advance to the national ballot for Academic All-America consideration in December.

To be eligible for the awards, nominees must carry at least a 3.50 grade-point average, be a starter or key reserve who has played in at least half of his team's games and be at least a sophomore in academic and athletic standing.

The Jackrabbits honored recently were:

- Adam Bock, Jr., linebacker, Solon, Iowa;
- DyShawn Gales, Sr., cornerback, North Chicago, Illinois;
- Mark Gronowski, So., quarterback, Naperville, Illinois
- Jaxon Janke, Sr., wide receiver, Madison;
- Mason McCormick, Sr., offensive lineman, Sioux Falls;
- Cale Reeder, Jr., safety, Yorkville, Illinois;
- Ryan Van Marel, Grad., defensive tackle, Sheldon, Iowa, and
- Reece Winkelman, Grad., defensive end, Marshall, Minnesota.

Bock earned a spot on the squad after compiling a 3.82 GPA as a mechanical engineering major. On the field, he has been the Jackrabbits' leading tackler each of the last two seasons, posting 125 tackles in 2021 and 58 stops during the 2022 campaign despite missing the last three games of the regular season. Bock was an All-America selection and a finalist for the Buck Buchanan Award as the top defensive player in the Football Championship Subdivision during the 2021 campaign.

Gales received his second selection to the Academic All-District Team, after previously being honored during the 2020-21 spring season. He holds a 3.62 GPA while majoring in physical education/teacher education as well as sport and recreation management. A two-year starter, he shares the team lead in interceptions this season with three and has tallied 22 tackles (19 solo) in 10 games.

Gronowski, a mechanical engineering major with a 3.71 GPA, returned to the lineup after missing the entire 2021 season due to injury. He helped lead the Jackrabbits to the FCS national title game and holds an 18-3 record as their starting quarterback. Through the 2021 regular season, Gronowski has accounted for 26 touchdowns — 18 passing and 8 rushing — while throwing for 2,247 yards.



## DANA J. DYKHOUSE STADIUM RECORDS

### YEAR-BY-YEAR RECORDS

2016	6-1
2017	7-1
2018	7-0
2019	5-3
2020-21	5-0
2021	5-2
2022	6-0
<b>TOTALS</b>	<b>41-7</b>

### ATTENDANCE TOP 10

Oct. 26, 2019 • vs. North Dakota State	19,371
Oct. 8, 2022 • vs. South Dakota	19,332
Oct. 29, 2022 • vs. Indiana State	19,041
Nov. 4, 2017 • vs. North Dakota State	18,130
Nov. 6, 2021 • vs. North Dakota State	18,122
Oct. 22, 2016 • vs. Youngstown State	17,730
Oct. 23, 2021 • vs. Northern Iowa	16,889
Sept. 17, 2016 • vs. Cal Poly	16,887
Sept. 17, 2022 • vs. Butler	16,414
Sept. 16, 2017 • vs. Drake	15,806

## OVERTIME GAMES

1998:	SDSU 30, Nebraska-Omaha [2 OT] (Oct. 17, 1998, at Coughlin-Alumni Stadium)
2002:	Augustana 39, SDSU 33 [3 OT] (Oct. 19, 2002, at Sioux Falls)
2004:	Southern Utah 23, SDSU 17 [2 OT] (Nov. 13, 2004, at Cedar City, Utah)
2007:	Western Illinois 29, SDSU 26 [4 OT] (Aug. 30, 2007, at Macomb, Ill.)
2008:	McNeese State 46, SDSU 44 [3 OT] (Oct. 4, 2008, at Coughlin-Alumni Stadium)
2011:	SDSU 43, Missouri State 36 [2 OT] (Oct. 29, 2011, at Springfield, Mo.)
2013:	SDSU 37, Northern Iowa 34 [2 OT] (Oct. 26, 2013, at Coughlin-Alumni Stadium)
2015:	Western Illinois 30, SDSU 24 [2 OT] (Nov. 21, 2015, at Macomb, Ill.)
2017:	SDSU 27, Illinois State 24 [OT] (Nov. 11, 2017, at Dana J. Dykhous Stadium)
2018:	SDSU 54, Indiana State 51 [OT] (Oct. 6, 2018, at Dana J. Dykhous Stadium)
2021:	Southern Illinois 42, SDSU 41 [OT] (Oct. 9, 2021, at Dana J. Dykhous Stadium)

Overall, SDSU is 5-6 in overtime games

Janke has been the Jackrabbits' leading receiver each of the last three seasons, including tallying 46 catches for 603 yards with five touchdowns through the regular season. He has compiled a 3.55 GPA while majoring in physical education/teacher education.

McCormick, who holds a 3.55 GPA as a construction management major, has helped pave the way for a Jackrabbit offense averaging 31.4 points and 367.6 yards of total offense per game. He carries a streak of 38 consecutive starts at left guard into postseason play.

Reeder has compiled a 3.55 GPA as a human biology/pre-medicine major, and has been a regular starter in the secondary the past two seasons. In 2022, he shares the team lead with three interceptions and has totaled 26 tackles (18 solo) for the highly ranked Jackrabbit defense.

Van Marel is another mechanical engineering major whose academic résumé includes a 3.60 GPA as an undergraduate and a 3.50 mark as a graduate student. He has earned the starting nod at nose tackle in 10 games, compiling 15 total tackles with a tackle for loss and sack.

Winkelman was recognized on the Academic All-District Team for the third consecutive season. He was a first-team Academic All-America selection last fall and holds a 3.92 GPA as a graduate student in business economics. On the field, Winkelman has moved into the SDSU career top five for sacks and tackles for loss after leading the Jackrabbits with eight tackles for loss and ranking second with 4.5 sacks this season.

**DANA J. DYKHOUSE STADIUM:** Jackrabbit football moved into a new home in September of 2016 with the completion of Dana J. Dykhous Stadium.

The stadium, which was constructed in phases on the site of SDSU's previous home field, Coughlin-Alumni Stadium, seats 19,340 spectators and cost \$65 million to build.

Dana J. Dykhous Stadium is being funded through private gifts and long-term revenue streams, including concessions and suite, loge box and ticket sales. Bonds are financing nearly two-thirds of the project's construction, with the remaining dollars coming from private support. Lead gifts totaling \$12.5 million from former Jackrabbit football player and Sioux Falls banker Dana Dykhous and philanthropist T. Denny Sanford were announced in October 2013.

The stadium officially opened Sept. 8, 2016, featuring a concert by country music superstars Luke Bryan, Little Big Town and Lee Brice as part of the Jacks Bash opening weekend.

The first football game was two days later, on Sept. 10, when the Jackrabbits defeated Drake, 56-28.

SDSU has gone on to post a 40-7 record at Dana J. Dykhous Stadium during its seven seasons of operation, including an 8-1 mark in FCS playoff games.

The Jackrabbits went undefeated at home in 2018 at 7-0 and again during the 2020-21 spring season with a 5-0 mark.

Dana J. Dykhous Stadium was designed by Kansas City-based Crawford Architects, with the construction firm JE Dunn serving as the project manager at risk and Henry Carlson Company of Sioux Falls serving as general contractor.

The stadium won the 2017 Alliant Build America Award from the Associated General Contractors of America South Dakota Building Chapter.

**ATTENDANCE BOOM:** South Dakota State drew crowds of more than 15,000 for each of its first five home games, including greeting a sold-out crowd of 19,332 for the Oct. 8 game against South Dakota. It marked the second sellout in Dana J. Dykhous Stadium history and also the second-largest crowd, trailing the 19,371 fans who attended the 2019 Dakota Marker game against North Dakota State — a day SDSU also hosted ESPN's College GameDay.

## GAME NOTES — DELAWARE at SOUTH DAKOTA STATE

### OPENING DRIVES BY HALF

OPPONENT	1ST-O	2ND-O	1ST-D	2ND-D
Iowa	Punt	Punt	Punt	Punt
UC Davis	Punt	INT	Punt	Punt
Butler	TD	FG	TD	Punt
Missouri State	Missed FG	TD	Punt	INT
Western Illinois	TD	Punt	Punt	INT
South Dakota	Punt	TD	FG	Punt
North Dakota St.	TD	FG	TD	Punt
North Dakota	Punt	TD	TD	Punt
Indiana State	TD	TD	Punt	Fumble
Northern Iowa	FG	TD	Punt	TD
Illinois State	Punt	Punt	Punt	Punt

### LONGEST DRIVES

#### By PLAYS

15 - vs. South Dakota (3Q/4Q), 15-80-8:13 (touchdown)

#### By YARDS

92 - at Missouri State (1Q), 10-92-5:43 (touchdown)

#### By TIME OF POSSESSION

8:13 - vs. South Dakota (3Q/4Q), 15-80-8:13 (touchdown)

SDSU is averaging 15,565 fans through six home games this season. The school record for average attendance in a season is 13,753 over seven home dates (including postseason games) in 2016, which was the first season of operation for Dana J. Dykhouse Stadium.

**STIG SHOW:** The John Stiegelmeier Radio Show airs throughout the 2022 season.

The weekly, hour-long show begins at 6 p.m. Central Time on Mondays and originates in front of a live audience once again at Cubby's Sports Bar and Grill in downtown Brookings. Hosted by Tyler Merriam, the show airs along the Jackrabbit Sports Network, including flagship station WNAX 570 AM, and can be heard through the Jackrabbit app and online at GoJacks.com.

Weekly segments include interviews with Jackrabbit head coach John Stiegelmeier, student-athletes and others associated with SDSU football. Fans can submit questions through social media platforms and fans in attendance can register for weekly prizes.

**A LOOK AHEAD:** Should the Jackrabbits win Saturday, they will host a quarterfinal game either Dec. 9 or 10 against the winner between eighth-seeded Holy Cross and New Hampshire.

## #2/2 SDSU 33, #5/5 DELAWARE 3

Football Championship Subdivision Playoffs — Semifinal  
May 8, 2021 • Dana J. Dykhouse Stadium (Att.: 4,527)

The third time was definitely the charm.

After a pair of losses in its first two national semifinal appearances in 2017 and 2018, the South Dakota State University football team earned the right to play for a Football Championship Subdivision national title for the first time following an emphatic 33-3 victory over Delaware at Dana J. Dykhouse Stadium.

The top-seeded Jackrabbits, who improved to 8-1 overall and ran their winning streak to seven games, matched a program playoff record with seven sacks and put together a big second quarter offensively to move on to Frisco, Texas, for a title tilt against second-seeded Sam Houston State.

Delaware put the first – and its only – points on the board with a methodical drive late in the first quarter. The Blue Hens converted three times on third down before settling for a 29-yard field goal by Ryan Coe that capped a 15-play, 54-yard drive that chewed up more than half the opening stanza.

SDSU responded with a 41-yard return on the ensuing kickoff by Jordan Meachum and the Jackrabbits grabbed the lead moments later on a 30-yard touchdown pass from Mark Gronowski to Jaxon Janke.

From there, the Jackrabbits unleashed a relentless defense and a quick-strike offense in the second half that quickly put the game out of reach. SDSU dug deep into the playbook on its first drive of the second half, scoring a touchdown on a throw-back halfback pass from Pierre Strong, Jr. to Gronowski that covered 24 yards.

After notching a pair of sacks on the next Delaware possession, SDSU built its lead to 20-3 with a short touchdown drive set up by a 55-yard punt return to the Delaware 27 by Jaxon Janke. Strong plunged in from 3 yards out for the score, but the extra point was missed.

SDSU added to its lead in the closing minutes of the half after blocking a 53-yard field goal attempt. Gronowski and Janke hooked up for 13 yards on third down to move the ball across midfield, with Gronowski later finding Blake Kunz in the right corner of the end zone for a 14-yard touchdown with 21 seconds remaining in the half.

Cole Frahm kicked field goals of 41 and 22 yards in the second half for the lone points in the final 30 minutes as the Jackrabbit defense came up big time after time. SDSU finished with 12 tackles for loss in the game, with defensive end Reece Winkelman notching 2.5 sacks among his 3.5 TFLs. Caleb Sanders added a pair of sacks.

Linebackers Preston Tetzlaff and Logan Backhaus shared game-high honors in overall tackles with 12 each.

The Jackrabbits held a 354-216 advantage in total offense, despite with SDSU rushing for 168 yards and throwing for 186. Strong led the ground game with 73 yards on 14 carries, with Isaiah Davis adding 70 yard on nine attempts. Gronowski completed 10-of-16 passes for 162 yards, with Janke totaling 64 yards on three catches.

Delaware quarterback Nolan Henderson, who returned after being shaken up on the Blue Hens' first-quarter scoring drive, was an efficient 18-of-21 passing for 142 yards. Gene Coleman II led the receiving corps with six catches for 43 yards.

The Blue Hens were limited to 68 net yards rushing, with Khory Spruill leading the team with only 16 yards on six carries. The SDSU defense held CAA Offensive Player of the Year Dejour Lee to a mere nine yards on 11 carries.



Reece Winkelman tied an SDSU single-game playoff record with 2.5 sacks and the Jackrabbits tied a team playoff record by sacking the quarterback seven times in a 33-3 semifinal victory over Delaware.

SCORE BY QUARTERS	1	2	3	4	FINAL
Delaware (7-1)	3	0	0	0	3
South Dakota State (8-1)	7	20	3	3	33

### SCORING SUMMARY

1st	3:44	UDEL	– Ryan Coe 29 yd field goal
1st	00:13	SDSU	– Jaxon Janke 30 yd pass from Mark Gronowski (Cole Frahm kick)
2nd	12:18	SDSU	– Gronowski 24 yd pass from Pierre Strong, Jr. (Frahm kick)
2nd	8:22	SDSU	– Strong 3 yd run (kick failed)
2nd	00:21	SDSU	– Blake Kunz 14 yd pass from Gronowski (Frahm kick)
3rd	8:23	SDSU	– Frahm 41 yd field goal
4th	7:22	SDSU	– Frahm 22 yd field goal

TEAM STATISTICS	UDEL	SDSU
FIRST DOWNS	16	17
RUSHES-YARDS (NET)	45-68	32-168
PASSING YDS (NET)	148	186
Passes Att-Comp-Int	23-19-0	17-11-0
TOTAL OFFENSE PLAYS-YARDS	68-216	49-354
Fumble Returns-Yards	0-0	0-0
Punt Returns-Yards	0-0	1-55
Kickoff Returns-Yards	4-89	1-41
Interception Returns-Yards	0-0	0-0
Punts (Number-Avg)	4-42.0	3-47.7
Fumbles-Lost	1-0	0-0
Penalties-Yards	2-22	0-0
Possession Time	37:05	22:55
Third-Down Conversions	6 of 16	3 of 9
Fourth-Down Conversions	1 of 3	1 of 1
Red-Zone Scores-Chances	1-2	3-3
Sacks By: Number-Yards	0-0	7-51

**RUSHING LEADERS:** UDEL - Khory Spruill 6-16; Nolan Henderson 20-14; Gene Coleman II 1-12; Dejour Lee 11-9. SDSU - Pierre Strong, Jr. 14-73; Isaiah Davis 9-70; Mark Gronowski 7-27.

**PASSING LEADERS:** UDEL - Nolan Henderson 18-21-0 142; Zach Gwynn 1-1-0 6; Gene Coleman II 0-1-0 0. SDSU - Mark Gronowski 10-16-0 162; Pierre Strong, Jr. 1-1-0 24.

**RECEIVING LEADERS:** UDEL - Gene Coleman II 6-43; Dejour Lee 3-29; Khory Spruill 2-27; Thyrick Pitts 2-20; Bryce De Maille 2-11. SDSU - Jaxon Janke 3-64; Blake Kunz 2-25; Pierre Strong, Jr. 2-13.

**INTERCEPTIONS:** UDEL - none. SDSU - none. **SACKS:** UDEL - none. SDSU - Reece Winkelman 2.5-20;

Caleb Sanders 2.0-12; Adam Bock 1.0-8; Jarod DePriest 1.0-7; Quinton Hicks 0.5-4. **TACKLE LEADERS (UA-A-TOT):** UDEL - Noah Plack 4-2-6; Liam Trainer 3-1-4; Anthony Toro 2-2-4. SDSU - Preston Tetzlaff 8-4-12; Logan Backhaus 7-5-12; Reece Winkelman 6-2-8; Adam Bock 4-2-6; Quinton Hicks 2-2-4.

# DEPTH CHART vs. DELAWARE

## OFFENSE

<b>LT</b>	74	GARRET GREENFIELD, 6-6, 305, Sr., Rock Valley, Iowa
	66	Brady Beck, 6-8, 305, Jr., Sioux Falls, S.D.
<b>LG</b>	60	MASON McCORMICK, 6-4, 305, Sr., Sioux Falls, S.D.
	64	Ethan Vibert, 6-4, 305, Jr., Regina, Saskatchewan
<b>C</b>	50	Gus Miller, 6-3, 295, So., Brookings, S.D.
	79	Jharet Bloomerader, 6-5, 290, Jr., Highmore, S.D.
<b>RG</b>	61	Evan Beerntsen, 6-4, 300, Jr., De Pere, Wis.
	76	Bo Donald, 6-6, 300, Jr., Kimball, S.D.
<b>RT</b>	78	John O'Brian, 6-5, 300, Jr., Eaton Rapids, Mich.
	70	Colby Christensen, 6-8, 280, So., West Des Moines, Iowa
<b>TE</b>	87	ZACH HEINS, 6-7, 260, Sr., Sioux Falls, S.D.
	34	Mike Morgan, 6-3, 235, Sr., New Lenox, Ill.
<b>TE</b>	85	TUCKER KRAFT, 6-5, 255, Jr., Timber Lake, S.D.
	12	Regan Bollweg, 6-3, 230, R-Fr., Harrold, S.D.
<b>WR</b>	5	Landon Wolf, 5-10, 160, Sr., Tulsa, Okla
or	4	CANYON BAUER, 6-0, 195, Jr., Sioux Falls, S.D.
(Z-Back)	8	Tyler Feldkamp, 6-0, 195, So., Sioux Falls, S.D.
<b>WR</b>	1	JADON JANKE, 6-3, 210, Sr., Madison, S.D.
(X-Back)	15	Devon Cole Jr., 5-9, 165, So., Clermont, Fla.
<b>WR</b>	10	JAXON JANKE, 6-3, 210, Sr., Madison, S.D.
(W-Back)	19	A.J. Coons, 6-4, 215, So., Solon, Iowa
<b>QB</b>	11	Mark Gronowski, 6-3, 220, So., Naperville, Ill.
	13	Keaton Heide, 6-3, 205, Sr., Wayzata, Minn.
<b>RB</b>	22	Isaiah Davis, 6-1, 220, Jr., Joplin, Mo.
	3	Amar Johnson, 5-11, 190, So., O'Fallon, Mo.
	21	Angel Johnson, 5-10, 185, R-Fr., Irene, S.D.

Returning starters indicated in CAPS

## DEFENSE

<b>DE</b>	97	REECE WINKELMAN, 6-4, 245, Sr., Marshall, Minn.
	53	Caden Johnson, 6-3, 235, Jr., Wahoo, Neb.
	90	Randy Keumogne, 6-3, 230, Jr., Oakdale, Minn.
<b>NT</b>	98	Ryan Van Marel, 6-4, 280, Sr., Sheldon, Iowa
	93	Max Baloun, 6-6, 245, So., Redfield, S.D.
or	92	Brian Williams, 6-1, 290, Jr., Chipley, Fla.
<b>DT</b>	99	CALEB SANDERS, 6-1, 270, Sr., Glenwood, Iowa
	52	Jarod DePriest, 6-5, 270, Jr., Trivoli, Ill.
<b>DE</b>	94	Cade Terveer, 6-3, 250, Sr., Brandon, S.D.
	48	Quinton Hicks, 6-2, 245, Sr., Wichita, Kan.
	95	Zac Wilson, 6-3, 235, Jr., Chipley, Fla.
<b>LB</b>	11	Jason Freeman, 5-9, 220, Jr., Zion, Ill.
(Will)	29	Graham Spalding, 6-1, 205, Jr., Oviedo, Fla.
<b>LB</b>	30	Payton Shafer, 6-0, 210, Sr., Cottage Grove, Minn.
(Mike) or	6	Saiveon Williamson, 6-1, 205, Sr., Waseca, Minn.
<b>LB</b>	2	ISAIAH STALBIRD, 6-1, 200, Sr., Kearney, Neb.
(Sam)	30	Payton Shafer, 6-0, 210, Sr., Cottage Grove, Minn.
or	37	Tucker Large, 5-11, 170, R-Fr., Sioux Falls, S.D.
<b>CB</b>	1	Malik Lofton, 5-10, 190, Sr., Minneapolis, Minn.
	26	Steven Arrell, 6-2, 190, So., Brooklyn Park, Minn.
<b>FS</b>	25	CALE REEDER, 6-0, 180, Jr., Yorkville, Ill.
	23	Matthew Durrance, 6-2, 195, R-Fr., Lutz, Fla.
<b>SS</b>	35	Chase Norblade, 6-1, 185, Sr., Papillion, Neb.
	14	Colby Huerter, 6-1, 195, So., Katy, Texas
	37	Tucker Large, 5-11, 170, R-Fr., Sioux Falls, S.D.
<b>RCB</b>	5	DYSHAWN GALES, 5-11, 190, Jr., North Chicago, Ill.
	7	Dalys Beanum, 6-1, 185, Jr., Omaha, Neb.

## SPECIAL TEAMS

<b>PK</b>	10	Hunter Dustman, 6-3, 230, Jr., East Bethel, Minn.
	99	Jack Green, 6-3, 195, R-Fr., Rapid City, S.D.
<b>Kickoffs</b>	10	Hunter Dustman, 6-3, 230, Jr., East Bethel, Minn.
or	99	Jack Green, 6-3, 195, R-Fr., Rapid City, S.D.
<b>P</b>	10	HUNTER DUSTMAN, 6-3, 230, Jr., East Bethel, Minn.
	47	Michael Drotzmann, 6-3, 210, Jr., Yankton, S.D.
<b>Snaps</b>	48	Jaden Mueller, 6-1, 205, So., Johnston, Iowa
	95	Zac Wilson, 6-3, 235, Jr., Chipley, Fla.
<b>Holder</b>	13	Keaton Heide, 6-3, 205, Sr., Wayzata, Minn.
	47	Michael Drotzmann, 6-3, 210, Jr., Yankton, S.D.
<b>KOR</b>	1	Jadon Janke, 6-3, 210, Sr., Madison, S.D.
	8	Tyler Feldkamp, 6-0, 195, So., Sioux Falls, S.D.
<b>KOR</b>	21	Angel Johnson, 5-10, 185, R-Fr., Irene, S.D.
	4	Canyon Bauer, 6-0, 195, Jr., Sioux Falls, S.D.
<b>PR</b>	1	Jadon Janke, 6-3, 210, Sr., Madison, S.D.
	10	Jaxon Janke, 6-3, 210, Sr., Madison, S.D.

## COACHING STAFF

Head Coach: John Stiegelmeier [F]  
 Assistant Head Coach/Defensive Coordinator/Linebackers: Jimmy Rogers [B]  
 Offensive Coordinator/Quarterbacks: Josh Lujan [B]  
 Special Teams Coordinator/Cornerbacks: Rob Erickson [B]  
 Passing Game Coordinator/Wide Receivers: Josh Davis [F]  
 Run Game Coordinator/Offensive Line: Ryan Olson [F]

Defensive Run Game Coordinator/Defensive Line: Christian Smith [F]  
 Running Backs: Andre Crenshaw [F]  
 Tight Ends: Chris Meyers [B]  
 Safeties: Jesse Bobbit [F]  
 Assistant Defensive Line: Mark Kubacki [B]  
 Graduate Assistants/Quality Control: Chuck Case, Evan Traxler, Sean Hupke





# South Dakota State University JACKRABBITS

## 2022 Football Roster

No.	NAME	Pos	Ht	Wt	Yr	HOMETOWN	No.	NAME	Pos	Ht	Wt	Yr	HOMETOWN
0	Daeton Mcgaughy	LB	6-0	210	Jr.	Elwood, Kan.	47	Michael Drotzmann	P	6-3	210	Jr.	Yankton, S.D.
1	Jadon Janke	WR	6-3	210	*Sr.	Madison, S.D.	47	Kytan Fyfe	LB	6-2	195	Fr.	Grand Island, Neb.
1	Malik Lofton	CB	5-10	190	Sr.	Minneapolis, Minn.	48	Quinton Hicks	DE	6-3	245	*Sr.	Wichita, Kan.
2	Isaiah Stalbird	S/LB	6-1	200	*Sr.	Kearney, Neb.	48	Jaden Mueller	LS	6-1	205	So.	Johnston, Iowa
2	Rudy Voss	QB	6-3	210	So.	Lakefield, Minn.	49	Bryce Johnson	LB	6-3	200	Fr.	Parker, Colo.
3	Amar Johnson	RB	5-11	190	So.	O'Fallon, Mo.	50	Noah Jessup	DE	6-5	225	R-Fr.	Franklin, Wis.
3	Dontay Johnson	S	6-1	170	Fr.	Fort Collins, Colo.	50	Gus Miller	OL	6-3	295	So.	Brookings, S.D.
4	Canyon Bauer	WR	6-0	195	Jr.	Sioux Falls, S.D.	51	Logan Green	DT	6-3	270	Fr.	Northboro, Iowa
5	DyShawn Gales	CB	5-11	190	*Sr.	North Chicago, Ill.	52	Jared DePriest	DT	6-5	270	Jr.	Trivoli, Ill.
5	Landon Wolf	WR	5-10	160	Grad.	Tulsa, Okla.	53	Caden Johnson	DE	6-3	235	Jr.	Wahoo, Neb.
6	Saiveon Williamson	LB	6-1	205	*Sr.	Waseca, Minn.	54	Jalen Lee	OL	6-2	305	So.	Robbins, Ill.
7	Dalys Beanum	CB	6-1	185	Jr.	Omaha, Neb.	55	Aaron Wolfcale-Holsten	DT	6-2	285	R-Fr.	Gilbert, Ariz.
7	Chase Mason	QB	6-4	225	R-Fr.	Hurley, S.D.	57	Levi Vanden Bos	DE	6-3	225	R-Fr.	Rock Valley, Iowa
8	Tyler Feldkamp	WR	6-0	195	So.	Sioux Falls, S.D.	58	Aidan Murphy	DE	6-4	230	Fr.	Magna, Utah
9	Caleb Franci	LB	6-0	185	Jr.	Grand Island, Neb.	59	Grant Conaway	DT	6-3	270	Jr.	Huntington Beach, Calif.
9	Jeff Becker	QB	6-0	205	Fr.	Fort Wayne, Ind.	60	Mason McCormick	OL	6-4	305	*Sr.	Sioux Falls, S.D.
10	Hunter Dustman	K/P	6-3	230	Jr.	East Bethel, Minn.	61	Evan Beerntsen	OL	6-4	300	Jr.	De Pere, Wis.
10	Jaxon Janke	WR	6-3	210	*Sr.	Madison, S.D.	62	Derrick Brown	OL	6-5	310	R-Fr.	Mesa, Ariz.
11	Jason Freeman	LB	5-9	200	Jr.	Zion, Ill.	64	Ethan Vibert	OL	6-4	305	Jr.	Regina, Saskatchewan
11	Mark Gronowski	QB	6-3	220	So.	Naperville, Ill.	66	Brady Beck	OL	6-8	305	Jr.	Sioux Falls, S.D.
12	Regan Bollweg	TE	6-3	230	R-Fr.	Harold, S.D.	67	Brennan Leines	OL	6-2	320	Fr.	Wagner, S.D.
13	Aydan Dautermann	CB	6-1	185	R-Fr.	Hartford, Wis.	69	Quinten Christensen	OL	6-4	275	Fr.	Wessington Springs, S.D.
13	Keaton Heide	QB	6-3	205	*Sr.	Wayzata, Minn.	70	Colby Christensen	OL	6-8	280	So.	West Des Moines, Iowa
14	Colby Huertner	S	6-1	195	So.	Katy, Texas	71	J.T. Gulbraa	OL	6-4	290	Fr.	Wallace, S.D.
15	Devon Cole Jr.	WR	5-9	165	So.	Clermont, Fla.	74	Garret Greenfield	OL	6-6	305	*Sr.	Rock Valley, Iowa
15	Timothy Croskey	CB	6-0	170	R-Fr.	Buckeye, Ariz.	75	Dawson Rudd	OL	6-5	260	Fr.	Claremore, Okla.
16	Jon Bell	QB	6-3	190	R-Fr.	Naperville, Ill.	76	Bo Donald	OL	6-6	300	Jr.	Kimball, S.D.
17	Abe Hoskins III	CB	6-2	185	So.	Omaha, Neb.	77	Michael Reed	OL	6-3	325	R-Fr.	Sparta, Wis.
18	Graham Goering	WR	6-2	190	R-Fr.	Iowa City, Iowa	78	John O'Brian	OL	6-5	300	Jr.	Eaton Rapids, Mich.
19	A.J. Coons	WR	6-4	215	So.	Solon, Iowa	79	Jhareth Bloomerader	OL	6-5	290	Jr.	Highmore, S.D.
19	Max Polischuk	S	6-1	190	Fr.	Regina, Saskatchewan	80	Nate Sullivan Jr.	TE	6-2	225	So.	Bellevue, Neb.
20	Myles Taylor	CB	6-1	180	R-Fr.	Gilbert, Ariz.	81	Rhett Foster	WR	6-3	185	Fr.	Smithville, Mo.
21	Angel Johnson	RB	5-10	185	R-Fr.	Irene, S.D.	82	Jason Harris	WR	6-0	210	Fr.	New Lenox, Ill.
22	Isaiah Davis	RB	6-1	220	Jr.	Joplin, Mo.	83	David Alpers	TE	6-6	225	Fr.	Sioux Falls, S.D.
23	Matthew Durrance	S	6-2	195	R-Fr.	Lutz, Fla.	84	Daxon Lindholm	WR	5-10	160	R-Fr.	Glendale, Ariz.
24	Derrick Johnson	RB	6-0	200	Fr.	Austin, Texas	85	Tucker Kraft	TE	6-5	255	Jr.	Timber Lake, S.D.
25	Cale Reeder	S	6-0	180	Jr.	Yorkville, Ill.	86	Patrick Hoffmann	WR	6-1	200	So.	Naperville, Ill.
26	Steven Arrell	CB	6-2	190	So.	Brooklyn Park, Minn.	87	Zach Heins	TE	6-7	260	*Sr.	Sioux Falls, S.D.
27	Noah Thompson	S	6-1	180	Fr.	Brandon, S.D.	88	Greyton Gannon	TE	6-4	215	Fr.	Eagle, Wis.
28	Josh Buri	RB	5-11	210	R-Fr.	Stewartville, Minn.	89	Brody Gormley	TE	6-7	225	Fr.	Topeka, Kan.
29	Graham Spalding	LB	6-1	205	Jr.	Oviedo, Fla.	90	Randy Keumogne	DE	6-3	230	Jr.	Oakdale, Minn.
30	Payton Shafer	LB	6-0	210	*Sr.	Cottage Grove, Minn.	91	Hayden Muirhead	TE	6-6	230	R-Fr.	Sioux Falls, S.D.
31	Jalen B. Lee	CB	6-2	180	Fr.	Wentzville, Mo.	91	Jace Sifore	DT	6-4	265	Fr.	Howard, S.D.
32	Adam Bock	LB	6-1	215	Jr.	Solon, Iowa	92	Brian Williams	DT	6-1	290	Jr.	Chippley, Fla.
33	Justin Harris	RB	5-10	185	Fr.	New Lenox, Ill.	93	Max Baloun	DT	6-6	270	So.	Redfield, S.D.
34	Mike Morgan	TE/FB	6-3	235	*Sr.	New Lenox, Ill.	94	Cade Terveer	DE	6-3	250	*Sr.	Brandon, S.D.
34	Ryan Swoger	S	6-2	175	R-Fr.	Tucson, Ariz.	94	Luke Fenton	K/P	6-0	185	Fr.	Omaha, Neb.
35	Chase Norblade	S	6-1	185	*Sr.	Papillion, Neb.	95	Zac Wilson	DE	6-3	235	Jr.	Chippley, Fla.
36	Dane Miller	WR	6-3	180	Fr.	Hardy, Neb.	96	Zach Brummels	K	6-4	190	Fr.	Brandon, S.D.
37	Tucker Large	S	5-11	170	R-Fr.	Sioux Falls, S.D.	97	Reece Winkelman	DE	6-4	245	Sr.	Marshall, Minn.
38	Trevor Scott	LB	5-11	200	Fr.	Kansas City, Mo.	98	Ryan Van Marel	DT	6-4	280	*Sr.	Sheldon, Iowa
39	Isaac Krael	RB	5-11	180	Fr.	Crete, Neb.	99	Jack Green	K	6-3	195	R-Fr.	Rapid City, S.D.
40	Aaron Kusler	LB	6-2	220	So.	Sioux Falls, S.D.	99	Caleb Sanders	DT	6-1	270	Sr.	Glenwood, Iowa
41	Joe Ollman	LB	6-2	210	Fr.	Mequon, Wis.							
42	Davion Sterner	LB	6-0	190	So.	Alvord, Iowa							
43	Adam Kusler	LB	6-3	215	So.	Sioux Falls, S.D.							
44	Kevin Brenner	DE	6-3	240	Jr.	Silver Lake, Wis.							
45	Kaden Johnson	LB	6-2	205	Fr.	La Vista, Neb.							
46	Cullen McShane	LB	6-2	210	Fr.	Marquette, Iowa							

\*denotes student-athlete has additional year of eligibility remaining after 2021 season



# JOHN STIEGELMEIER

## Head Coach

**26th Season (195-112 record — all at SDSU)**

**Alma Mater: South Dakota State, 1979**

### FOOTBALL HONORS AND RECORDS:

- Ranks first on SDSU career football coaching victories list with 195-112 record (.635 winning percentage) in 26 seasons — passed Ralph Ginn, who compiled a 113-89-9 record in 22 seasons from 1947-68, with 41-3 victory over UW-Oshkosh on Sept. 20, 2014
- Has led teams to winning records in 22 of his 26 seasons, including 17 of 19 at the Division I Football Championship Subdivision level
- Since moving to the Football Championship Subdivision in 2004, the Jackrabbits have a 153-79 overall record (.659 winning percentage) with four double-digit-win seasons (2017, 2018, 2021, 2022)
- His 84 victories in Missouri Valley Football Conference play rank second in league history, while his 127 overall wins since joining the league in 2008 also rank second among all-time league coaches
- 1999 North Central Conference Coach of the Year
- 2007 Great West Football Conference Coach of the Year after leading SDSU to first conference title in 44 years
- 2007 American Football Coaches Association FCS Region 5 Coach of the Year
- Liberty Mutual Coach of the Year Finalist in 2007 and 2009
- 2014 recipient of the Ralph Ginn Award for Coaching Excellence at South Dakota State University
- 2015 finalist for STATS FCS Coach of the Year Award
- Two-time Bruce Craddock Missouri Valley Football Conference Coach of the Year (2016, 2022)
- 2016 AFCA FCS Region 4 Coach of the Year
- 2022 Eddie Robinson Award finalist as presented by Stats Perform
- Led SDSU to MVFC titles in 2016 (shared), 2020-21 spring season (shared) and 2022 (outright)

### PLAYOFF EXPERIENCE:

- Has led the Jackrabbits to 11 FCS playoff appearances (2009, 2012, 2013, 2014, 2015, 2016, 2017, 2018, 2019, 2020-21, 2021) and has a 14-11 playoff record
- The Jackrabbits reached the FCS semifinals in 2017, 2018, 2020-21 and 2021, and the national championship game in 2020-21
- SDSU was a top-eight seed five seasons in a row (2016-20/21) and was the No. 1 seed in 2020-21 and 2022
- Served as a student assistant on SDSU's lone NCAA Division II playoff-qualifying team in 1979

### OTHER NOTES:

- The Jackrabbits have compiled a 122-34 (.782) home record in Coach Stig's 26 seasons as head coach
- SDSU has a 251-153 (.621) overall record since Coach Stig joined the coaching staff as an full-time assistant in 1988 and has posted a winning record in 29 of 35 seasons
- Served as secondary coach and recruiting coordinator from 1988-90 under Wayne Haensel
- Served as defensive coordinator from 1991-96 under Mike Daly
- Jackrabbit student-athletes have earned CoSIDA Academic All-America recognition 31 times
- SDSU received the MVFC Team Academic Award each of its first nine seasons in the league

### MILESTONE WINS:

- No. 1: SDSU 17, UC Davis 7 [first game as head coach] (Sept. 13, 1997 at Davis, Calif.)
- No. 2 [first home win and first NCC victory]: SDSU 20, St. Cloud State 16 (Oct. 11, 1997, at Brookings)
- No. 25: SDSU 34, Ferris State (Mich.) 24 (Sept. 1, 2001, at Brookings)
- No. 45 [first win over FCS opponent]: SDSU 31, Southern (La.) 24 (Sept. 25, 2004, at Baton Rouge, La.)
- No. 50: SDSU 69, Valparaiso (Ind.) 6 (Sept. 10, 2005, at Brookings)
- No. 69 [first MVFC victory]: SDSU 40, Youngstown State 7 (Sept. 6, 2008, at Brookings)
- No. 75: SDSU 25, North Dakota State 24 (Nov. 22, 2008, at Fargo, N.D.)
- No. 100: SDSU 16, Southern Illinois 12 (Nov. 3, 2012, at Carbondale, Ill.)
- No. 102 [first playoff victory]: SDSU 58, Eastern Illinois 10 (Nov. 24, 2012, at Brookings)
- No. 113 [SDSU record-tying victory]: SDSU 26, Southern Utah 6 (Sept. 13, 2014, at Cedar City, Utah)
- No. 114 [SDSU record-breaking victory]: SDSU 41, UW-Oshkosh 3 (Sept. 20, 2014, at Brookings)
- No. 121: [first win over FBS opponent in D-I era] SDSU 41, Kansas 38 (Sept. 5, 2015, at Lawrence, Kan.)
- No. 125: SDSU 38, Youngstown State 8 (Oct. 17, 2015, at Youngstown, Ohio)
- No. 136 [clinch first MVFC title]: SDSU 45, Northern Iowa 24 (Nov. 19, 2016, at Cedar Falls, Iowa)
- No. 142 [100th win as FCS program]: SDSU 62, Missouri State 30 (Oct. 21, 2017, at Springfield, Mo.)
- No. 150: SDSU 90, Arkansas-Pine Bluff 6 (Sept. 15, 2018, at Brookings)
- No. 171 [clinch share of MVFC title]: SDSU 27, North Dakota State 17 (April 17, 2021, at Fargo, N.D.)
- No. 175: [FBS victory] SDSU 42, Colorado State 23 (Sept. 3, 2021, at Fort Collins, Colo.)
- No. 188: [300th game as head coach] SDSU 28, Missouri State 14 (Sept. 24, 2022, at Springfield, Mo.)

## COACH STIG'S

## YEAR-BY-YEAR RECORDS

### NORTH CENTRAL CONFERENCE

YEAR	OVERALL	CONF
1997	4-6	3-6
1998	6-5	5-4
1999	8-3	6-3
2000	6-5	4-5
2001	5-6	4-4
2002	6-4	4-4
2003	7-4	4-3
<b>TOTALS</b>	<b>42-33</b>	<b>30-29</b>

### GREAT WEST FOOTBALL CONFERENCE

YEAR	OVERALL	CONF
2004	6-5	2-3
2005	6-5	3-2
2006	7-4	3-1
2007	7-4	4-0
<b>TOTALS</b>	<b>26-18</b>	<b>12-6</b>

### MISSOURI VALLEY FOOTBALL CONF.

YEAR	OVERALL	CONF
2008	7-5	6-2
2009	8-4	7-1
2010	5-6	4-4
2011	5-6	4-4
2012	9-4	6-2
2013	9-5	5-3
2014	9-5	5-3
2015	8-4	5-3
2016	9-4	7-1
2017	11-3	6-2
2018	10-3	6-2
2019	8-5	5-3
2020-21	8-2	5-1
2021	11-4	5-3
2022	10-1	8-0
<b>TOTALS</b>	<b>127-61</b>	<b>84-34</b>
<b>OVERALL TOTALS</b>	<b>195-112</b>	<b>126-69</b>



## 32-ADAM BOCK

### 6-1, 215, Junior • Linebacker

### Solon, Iowa (Solon H.S.)

#### FOOTBALL HONORS AND HIGHLIGHTS:

- Stats Perform FCS Buck Buchanan Award Finalist (2021)
- HERO Sports FCS All-America First Team (2021)
- Stats Perform FCS All-America Second Team (2021)
- HERO Sports FCS Sophomore All-America Team (2021)
- HERO Sports FCS Freshman All-America Team (2020-21)
- All-Missouri Valley Football Conference First Team (2021, 2022)
- MVFC All-Newcomer Team (2020-21)
- MVFC Defensive Player of the Week (April 17, 2021; Sept. 3, 2022)
- MVFC All-Academic First Team (2021)
- MVFC Commissioner's Academic Excellence Award (2020-21)
- MVFC Honor Roll (2019, 2020-21, 2021)
- Team Captain (2022)
- Returned interception 39 yards for touchdown in Nov. 27, 2021 FCS playoff game versus UC Davis
- Blocked and returned PAT for defensive extra point Oct. 30, 2021 at Youngstown State

#### SDSU SINGLE-SEASON TACKLES

1. Ross Shafrath, 2012 .....	150
2. R.C. Kilgore, 2013 .....	134
3. Christian Rozeboom, 2016 .....	132
4. Christian Rozeboom, 2017 .....	127
5. <b>Adam Bock, 2021.....</b>	<b>125</b>
6. T.J. Lally, 2014 .....	117
7. Chris Coauette, 2004.....	115
8. Christian Rozeboom, 2019 .....	111
9. Jimmy Rogers, 2007 .....	110
Jesse Bobbit, 2016 .....	110

Note: Tackles not officially recognized as an NCAA statistic until 2000

#### ADAM BOCK'S CAREER STATISTICS

YEAR	G	SOLO	AST	TOTAL	TFL-Yds	SACK-Yds	PBU	INT-Yds	BK	FR-Yds	FF
2019	4	3	1	4	0-0	0-0	0	0-0	0	0-0	0
2020-21	10	36	38	74	5.5-20	2.0-15	0	0-0	0	0-0	0
2021	15	66	59	125	9.5-31	2.5-15	6	2-55	1	0-0	2
2022	8	32	26	58	4.5-16	3.0-14	0	0-0	0	1-0	1
<b>CAREER</b>	<b>37</b>	<b>137</b>	<b>124</b>	<b>261</b>	<b>19.5-67</b>	<b>7.5-44</b>	<b>6</b>	<b>2-55</b>	<b>1</b>	<b>1-0</b>	<b>3</b>

#### ADAM BOCK'S 2019 GAME-BY-GAME STATISTICS

Game	Solo	Ast	Total	TFL-Yds	Sack-Yds	Int-Yds	FF	FR
Drake	0	0	0	0-0	0-0	0-0	0	0
North Dakota St.	0	0	0	0-0	0-0	0-0	0	0
Illinois State	2	0	2	0-0	0-0	0-0	0	0
Northern Iowa	1	1	2	0-0	0-0	0-0	0	0
<b>Season Totals</b>	<b>3</b>	<b>1</b>	<b>4</b>	<b>0-0</b>	<b>0-0</b>	<b>0-0</b>	<b>0</b>	<b>0</b>

#### ADAM BOCK'S 2020-21 GAME-BY-GAME STATISTICS

Game	Solo	Ast	Total	TFL-Yds	Sack-Yds	Int-Yds	FF	FR
Northern Iowa	4	1	5	1.0-7	1.0-7	0-0	0	0
North Dakota	0	0	0	0-0	0-0	0-0	0	0
Western Illinois	3	5	8	0-0	0-0	0-0	0	0
Youngstown St.	1	1	2	0-0	0-0	0-0	0	0
Southern Illinois	2	8	10	0-0	0-0	0-0	0	0
North Dakota St.	8	5	13	2.5-4	0-0	0-0	0	0
Holy Cross	3	6	9	0-0	0-0	0-0	0	0
Southern Illinois	7	6	13	1.0-1	0-0	0-0	0	0
Delaware	4	2	6	1.0-8	1.0-8	0-0	0	0
Sam Houston	4	4	8	0-0	0-0	0-0	0	0
<b>Season Totals</b>	<b>36</b>	<b>38</b>	<b>74</b>	<b>5.5-20</b>	<b>2.0-15</b>	<b>0-0</b>	<b>0</b>	<b>0</b>

#### ADAM BOCK'S 2021 GAME-BY-GAME STATISTICS

Game	Solo	Ast	Total	TFL-Yds	Sack-Yds	Int-Yds	FF	FR
Colorado State	7	1	8	2.0-3	0-0	0-0	0	0
Lindenwood	2	1	3	0-0	0-0	0-0	0	0
Indiana State	0	10	10	0.5-0	0-0	1-16	0	0
Dixie State	2	1	3	0-0	0-0	0-0	0	0

Southern Illinois	10	7	17	0.5-2	0.5-2	0-0	1	0
Western Illinois	5	2	7	0-0	0-0	0-0	0	0
Northern Iowa	6	4	10	0-0	0-0	0-0	0	0
Youngstown St.	2	1	3	0.5-1	0-0	0-0	0	0
North Dakota St.	5	8	13	2.5-8	1.0-2	0-0	1	0
South Dakota	11	3	14	2.0-13	1.0-11	0-0	0	0
North Dakota	5	7	12	1.0-2	0-0	0-0	0	0
UC Davis	3	3	6	0-0	0-0	0-0	0	0
Sacramento St.	1	5	6	0-0	0-0	0-0	0	0
Villanova	3	4	7	0-0	0-0	0-0	0	0
Montana State	4	2	6	0.5-2	0-0	0-0	0	0
<b>Season Totals</b>	<b>66</b>	<b>59</b>	<b>125</b>	<b>9.5-31</b>	<b>2.5-15</b>	<b>1-16</b>	<b>2</b>	<b>0</b>

Note: Blocked and returned extra point for 2-point defensive conversion Oct. 30 at Youngstown State

#### ADAM BOCK'S 2022 GAME-BY-GAME STATISTICS

Game	Solo	Ast	Total	TFL-Yds	Sack-Yds	Int-Yds	FF	FR
Iowa	6	7	13	0-0	0-0	0-0	1	1
UC Davis	6	3	9	1.0-1	0-0	0-0	0	0
Butler	3	1	4	0-0	0-0	0-0	0	0
Missouri State	4	3	7	1.0-5	1.0-5	0-0	0	0
Western Illinois	8	2	10	0-0	0-0	0-0	0	0
South Dakota	3	4	7	2.5-10	2.0-9	0-0	0	0
North Dakota St.	1	6	7	0-0	0-0	0-0	0	0
North Dakota	1	0	1	0-0	0-0	0-0	0	0
Indiana St.	DNP-Injury							
Northern Iowa	DNP-Injury							
Illinois State	DNP-Injury							
<b>Season Totals</b>	<b>32</b>	<b>26</b>	<b>58</b>	<b>4.5-16</b>	<b>3.0-14</b>	<b>0-0</b>	<b>1</b>	<b>1</b>





# 22-ISAIAH DAVIS

6-1 220, Junior • Running Back  
Joplin, Missouri (Joplin H.S.)

## FOOTBALL HONORS AND HIGHLIGHTS:

- HERO Sports FCS Sophomore All-America Team (2021)
- HERO Sports FCS Freshman All-America Team (2020-21)
- Phil Steele Co-Spring FCS Playoff MVP (2020-21)
- All-Missouri Valley Football Conference First Team (2022)
- All-MVFC Honorable Mention (2020-21)
- MVFC Offensive Player of the Week (Oct. 1, 2022)
- MVFC All-Newcomer Team (2020-21)
- MVFC Newcomer of the Week (March 20, 2021)
- MVFC Commissioner's Academic Excellence Award (2021)
- MVFC Honor Roll (2020-21, 2021)
- Led team in rushing yards (818) and touchdowns (10) as a true freshman during 2020-21 season
- Has topped the 100-yard mark for rushing 12 times during career — five times in FCS playoff games
- In first career start, tallied 150 yards on 22 carries and scored three touchdowns, including a 45-yard score, in regular season road win at Southern Illinois on March 20, 2021
- Tallied 305 all-purpose yards (178 rushing, 114 kickoff returns, 13 receiving) in Football Championship Subdivision national title game
- Began his collegiate career by rushing 81 times before being tackled for a loss

## SDSU CAREER RUSHING YARDS

1. Josh Ranek, 1997-2001 .....	6,744
2. Zach Zenner, 2011-14 .....	6,548
3. Pierre Strong, Jr., 2018-21 .....	4,527
4. Kyle Minett, 2007-10 .....	4,277
5. Anthony Watson, 2003-06 .....	3,712
6. Dan Sonnek, 1984-87 .....	3,304
7. Les Tuma, 1970-73 .....	3,018
8. Cory Koenig, 2004-07 .....	2,990
9. Brady Mengarelli, 2014-17 .....	2,677
10. Darwin Gonnerman, 1966-68 .....	2,598

Isaiah Davis, 2020-present .....2,451

## SDSU CAREER RUSHING TOUCHDOWNS

1. Josh Ranek, 1997-2001 .....	62
2. Zach Zenner, 2011-14 .....	61
3. Kyle Minett, 2007-10 .....	47
4. Pierre Strong, Jr., 2018-21 .....	40
5. Jerry Welch, 1951-54 .....	34
6. Dan Sonnek, 1984-87 .....	32
7. Scott Nedved, 1998-2002 .....	30
8. Anthony Watson, 2003-06 .....	29
9. Isaiah Davis, 2020-present .....	27
10. Darwin Gonnerman, 1966-68 .....	26
Taryn Christion, 2015-18 .....	26

## ISAIAH DAVIS' CAREER STATISTICS

Year	Rush	Yds	Avg	TD	LG	Rec	Yds	TD	LG	KOR	Yds	Avg	TD	LG
2020-21	96	818	8.5	10	*85	7	107	0	36	7	228	32.6	0	50
2021	95	701	7.4	7	53	2	8	0	8	0	0	0.0	0	0
2022	177	932	5.3	10	*47	18	145	0	17	0	0	0.0	0	0
<b>Career</b>	<b>368</b>	<b>2,451</b>	<b>6.7</b>	<b>27</b>	<b>*85</b>	<b>27</b>	<b>260</b>	<b>0</b>	<b>36</b>	<b>7</b>	<b>228</b>	<b>32.6</b>	<b>0</b>	<b>50</b>

\* denotes touchdown

## ISAIAH DAVIS' 2020-21 GAME-BY-GAME STATISTICS

Game	Rush	Yds	TD	LG	Rec	Yds	TD	LG	KOR	Yds	TD	LG
Northern Iowa	1	2	0	2	1	18	0	18	0	0	0	0
North Dakota	2	6	0	6	0	0	0	0	0	0	0	0
Western Illinois	9	118	1	*40	0	0	0	0	1	28	0	28
Youngstown State	3	12	0	8	0	0	0	0	0	0	0	0
Southern Illinois	22	150	3	*45	0	0	0	0	1	36	0	36
North Dakota State	16	84	1	13	3	36	0	23	0	0	0	0
Holy Cross	10	156	1	*60	0	0	0	0	0	0	0	0
Southern Illinois	10	42	1	12	1	4	0	4	1	50	0	50
Delaware	9	70	0	36	1	36	0	36	0	0	0	0
Sam Houston	14	178	3	*85	1	13	0	13	4	114	0	40
<b>Season Totals</b>	<b>96</b>	<b>818</b>	<b>10</b>	<b>*85</b>	<b>7</b>	<b>107</b>	<b>0</b>	<b>36</b>	<b>7</b>	<b>228</b>	<b>0</b>	<b>50</b>

## ISAIAH DAVIS' 2021 GAME-BY-GAME STATISTICS

Game	Rush	Yds	TD	LG	Rec	Yds	TD	LG	PR	Yds	TD	LG
Colorado State	15	84	1	32	0	0	0	0	1	1	0	1
Lindenwood	3	41	0	24	0	0	0	0	0	0	0	0
North Dakota	9	64	0	22	0	0	0	0	0	0	0	0
UC Davis	15	217	1	53	0	0	0	0	0	0	0	0
Sacramento State	19	108	2	11	1	8	0	8	1	17	0	17
Villanova	25	174	3	32	0	0	0	0	0	0	0	0
Montana State	9	13	0	8	1	0	0	0	0	0	0	0
<b>Season Totals</b>	<b>95</b>	<b>701</b>	<b>7</b>	<b>53</b>	<b>2</b>	<b>8</b>	<b>0</b>	<b>8</b>	<b>2</b>	<b>18</b>	<b>0</b>	<b>17</b>

Note: Missed eight games due to injury



## JACKRABBITS TO WATCH

### ISAIAH DAVIS' 2022 GAME-BY-GAME STATISTICS

Game	Rush	Yds	TD	LG	Rec	Yds	TD	LG	PR	Yds	TD	LG
Iowa	18	50	0	12	5	32	0	12	0	0	0	0
UC Davis	25	112	0	13	0	0	0	0	0	0	0	0
Butler	11	74	0	14	1	17	0	17	0	0	0	0
Missouri State	20	83	0	16	1	7	0	7	0	0	0	0
Western Illinois	27	199	2	38	2	16	0	14	0	0	0	0
South Dakota	15	108	3	*47	1	6	0	6	0	0	0	0
North Dakota St.	14	114	1	27	0	0	0	0	0	0	0	0
North Dakota	DNP-Injury											
Indiana State	7	37	2	10	0	0	0	0	0	0	0	0
Northern Iowa	24	105	1	9	5	34	0	19	0	0	0	0
Illinois State	16	50	1	8	3	33	0	13	0	0	0	0
<b>Season Totals</b>	<b>161</b>	<b>882</b>	<b>9</b>	<b>*47</b>	<b>15</b>	<b>112</b>	<b>0</b>	<b>19</b>	<b>0</b>	<b>0</b>	<b>0</b>	<b>0</b>

\*Denotes touchdown



# 11-MARK GRONOWSKI

**6-3, 220, Sophomore • Quarterback**  
**Naperville, Illinois (Neuqua Valley H.S.)**

## FOOTBALL HONORS AND HIGHLIGHTS:

- Phil Steele FCS Freshman of the Year (2020-21)
- Stats Perform Jerry Rice Award Finalist/Runner-up (2020-21)
- HERO Sports FCS Freshman All-America Team (2020-21)
- Missouri Valley Football Conference Offensive Player of the Year (2020-21)
- MVFC Newcomer of the Year (2020-21)
- MVFC Freshman of the Year (2020-21)
- All-MVFC First Team (2020-21)
- All-MVFC Second Team (2022)
- Stats Perform FCS National Freshman Player of the Week (Feb. 19, 2021)
- MVFC Offensive Player of the Week (March 6, 2021; Sept. 24, 2022; Oct. 22, 2022)
- MVFC Newcomer of the Week (Feb. 19, 2021; April 17, 2021)
- Has passed and rushed for touchdowns in the same game 10 times in 21 career starts
- MVFC Commissioner's Academic Excellence Award (2021)
- MVFC Honor Roll (2020-21, 2021)
- Team Captain (2022)

## MARK GRONOWSKI'S CAREER STATISTICS

Year	GP	Eff.	Comp	Att	Int	Pct.	Yds	TD	LG	Rush	Yds	TD	LG
2020-21	10	150.51	108	188	3	57.4	1,565	15	*76	83	577	7	*80
2021	DNP-Injury												
2022	11	148.47	185	285	5	64.9	2,247	18	57	78	179	8	23
<b>Career</b>	<b>21</b>	<b>149.28</b>	<b>293</b>	<b>473</b>	<b>8</b>	<b>61.9</b>	<b>3,812</b>	<b>33</b>	<b>*76</b>	<b>161</b>	<b>756</b>	<b>15</b>	<b>*80</b>

\* denotes touchdown

## MARK GRONOWSKI'S 2020 GAME-BY-GAME STATISTICS

Game	Comp	Att	Int	Yds	TD	LG	Rush	Yds	TD	LG
^Northern Iowa	19	29	0	194	2	43	10	24	1	13
^North Dakota	16	32	2	309	2	*76	7	-5	0	5
^Western Illinois	12	19	0	178	2	*44	4	120	2	*80
^Youngstown State	12	28	1	158	1	39	9	15	1	8
^Southern Illinois	7	11	0	63	0	20	13	103	2	17
^North Dakota State	10	14	0	149	1	28	16	126	0	55
^Holy Cross	12	21	0	153	3	*45	2	15	0	9
^Southern Illinois	9	16	0	183	2	31	13	142	1	*67
^Delaware+	10	16	0	162	2	36	7	27	0	13
^Sam Houston	1	2	0	16	0	16	2	10	0	3
<b>Season Totals</b>	<b>108</b>	<b>188</b>	<b>3</b>	<b>1,565</b>	<b>15</b>	<b>*76</b>	<b>83</b>	<b>577</b>	<b>7</b>	<b>*80</b>

^ started game

+ caught 24-yard touchdown pass

## MARK GRONOWSKI'S 2022 GAME-BY-GAME STATISTICS

Game	Comp	Att	Int	Yds	TD	LG	Rush	Yds	TD	LG
^Iowa	10	26	0	87	0	20	10	-21	0	3
^UC Davis	13	21	2	110	1	17	7	9	2	7
^Butler	17	25	0	279	3	54	8	55	1	23
^Missouri State	22	29	0	319	4	*40	7	9	0	7
^Western Illinois	17	33	0	188	1	20	3	8	1	11
^South Dakota	12	20	1	136	1	*28	9	43	0	8
^North Dakota State	16	21	0	152	0	39	9	2	0	14
^North Dakota	15	20	0	197	3	39	6	20	2	10
^Indiana State	22	28	0	233	3	24	2	9	1	7
^Northern Iowa	21	34	1	263	1	57	4	20	0	11
^Illinois State	20	28	1	283	1	51	13	25	1	14
<b>Season Totals</b>	<b>185</b>	<b>285</b>	<b>5</b>	<b>2,247</b>	<b>18</b>	<b>57</b>	<b>78</b>	<b>179</b>	<b>8</b>	<b>23</b>



# 10-JAXON JANKE

6-3, 210, Senior • Wide Receiver

Madison, South Dakota (Madison H.S.)

## FOOTBALL HONORS AND HIGHLIGHTS:

- All-Missouri Valley Football Conference Second Team (2020-21, 2021, 2022)
- HERO Sports FCS Sophomore All-America Team (2020-21)
- HERO Sports FCS Freshman All-America First Team (2019)
- Phil Steele FCS Freshman All-America First Team (2019)
- MVFC All-Newcomer Team (2019)
- MVFC Special Teams Player of the Week (Sept. 7, 2019)
- MVFC All-Academic Honorable Mention (2020-21, 2021)
- MVFC Commissioner's Academic Excellence Award (2019, 2020-21, 2021)
- MVFC Honor Roll (2019, 2020-21, 2021)
- Led team in receptions and receiving yards in both 2020-21 (32-473) and 2021 (72-1,165)
- Has topped the 100-yard mark for receiving eight times during career, including seven times in 2021
- Has caught two touchdown passes in a game three times in his career
- Ranks fourth in SDSU history in career receptions (179), sixth in receiving yards (2,594) and tied for seventh in career receiving touchdowns (20)

## JAXON JANKE'S CAREER STATISTICS

Year	Rec	Yds	Avg	TD	LG	PR	Yds	Avg	TD	LG	KOR	Yds	Avg	LG
2018	0	0	0.0	0	0	2	34	17.0	0	18	0	0	0.0	0
2019	29	353	12.2	4	38	27	289	10.7	1	*77	3	46	15.3	20
2020-21	32	473	14.8	6	*76	8	106	13.3	0	55	0	0	0.0	0
2021	72	1,165	16.2	5	55	0	0	0.0	0	0	0	0	0.0	0
2022	46	603	13.1	5	*28	3	58	19.3	0	49	0	0	0.0	0
<b>Career</b>	<b>179</b>	<b>2,594</b>	<b>14.5</b>	<b>20</b>	<b>*76</b>	<b>40</b>	<b>487</b>	<b>12.2</b>	<b>1</b>	<b>*77</b>	<b>3</b>	<b>46</b>	<b>15.3</b>	<b>20</b>

\* denotes touchdown

Had one rushing attempt for 14 yards at Missouri State on Sept. 24, 2022

## JAXON JANKE'S 2018 GAME-BY-GAME STATISTICS

Game	Rec	Yds	TD	LG	PR	Yds	TD	LG	KOR	Yds	LG
Indiana State	0	0	0	0	0	0	0	0	0	0	0
Youngstown St.	0	0	0	0	0	0	0	0	0	0	0
Illinois State	0	0	0	0	2	34	0	18	0	0	0
North Dakota St.	0	0	0	0	0	0	0	0	0	0	0
<b>Season Totals</b>	<b>0</b>	<b>0</b>	<b>0</b>	<b>0</b>	<b>2</b>	<b>34</b>	<b>0</b>	<b>18</b>	<b>0</b>	<b>0</b>	<b>0</b>

## JAXON JANKE'S 2019 GAME-BY-GAME STATISTICS

Game	Rec	Yds	TD	LG	PR	Yds	TD	LG	KOR	Yds	LG
Minnesota	2	20	0	11	0	0	0	0	0	0	0
Long Island	0	0	0	0	4	111	1	*77	0	0	0
Drake	1	12	0	12	3	14	0	11	0	0	0
Southern Utah	2	52	0	28	1	3	0	3	0	0	0
Southern Illinois	3	20	2	*12	3	8	0	11	1	14	14
Youngstown St.	4	32	0	17	2	34	0	19	1	12	12
Indiana State	3	47	1	*23	2	7	0	8	0	0	0
North Dakota St.	1	7	0	7	2	10	0	7	0	0	0
Missouri State	2	21	0	13	1	4	0	4	0	0	0
Illinois State	2	61	0	38	2	21	0	11	1	20	20
Northern Iowa	4	20	1	*10	3	48	0	34	0	0	0
South Dakota	3	41	0	26	2	12	0	8	0	0	0
Northern Iowa	2	20	0	15	2	17	0	8	0	0	0
<b>Season Totals</b>	<b>29</b>	<b>353</b>	<b>4</b>	<b>38</b>	<b>27</b>	<b>289</b>	<b>1</b>	<b>*77</b>	<b>3</b>	<b>46</b>	<b>20</b>

## JAXON JANKE'S 2020-21 GAME-BY-GAME STATISTICS

Game	Rec	Yds	TD	LG	PR	Yds	TD	LG	KOR	Yds	LG
Northern Iowa	4	29	1	12	1	14	0	14	0	0	0
North Dakota	7	161	2	*76	0	0	0	0	0	0	0
Western Illinois	4	68	0	42	1	5	0	5	0	0	0
Youngstown St.	3	19	1	*8	1	3	0	3	0	0	0
Southern Illinois	2	36	0	20	0	0	0	0	0	0	0
North Dakota St.	0	0	0	0	2	17	0	16	0	0	0
Holy Cross	5	37	1	*11	2	12	0	6	0	0	0
Southern Illinois	1	24	0	24	0	0	0	0	0	0	0
Delaware	3	64	1	*30	1	55	0	55	0	0	0
Sam Houston	3	35	0	16	0	0	0	0	0	0	0
<b>Season Totals</b>	<b>32</b>	<b>473</b>	<b>6</b>	<b>*76</b>	<b>8</b>	<b>106</b>	<b>0</b>	<b>55</b>	<b>0</b>	<b>0</b>	<b>0</b>

## JACKRABBITS TO WATCH

### JAXON JANKE'S 2021 GAME-BY-GAME STATISTICS

Game	Rec	Yds	TD	LG	PR	Yds	TD	LG	KOR	Yds	LG
Colorado State	3	58	0	22	0	0	0	0	0	0	0
Lindenwood	2	64	0	55	0	0	0	0	0	0	0
Indiana State	2	47	1	42	0	0	0	0	0	0	0
Dixie State	2	48	0	39	0	0	0	0	0	0	0
Southern Illinois	3	38	0	18	0	0	0	0	0	0	0
Western Illinois	9	101	1	32	0	0	0	0	0	0	0
Northern Iowa	4	83	0	28	0	0	0	0	0	0	0
Youngstown St.	7	111	0	22	0	0	0	0	0	0	0
North Dakota St.	6	118	0	38	0	0	0	0	0	0	0
South Dakota	7	105	0	49	0	0	0	0	0	0	0
North Dakota	8	103	1	24	0	0	0	0	0	0	0
UC Davis	2	18	0	13	0	0	0	0	0	0	0
Sacramento St.	5	48	0	16	0	0	0	0	0	0	0
Villanova	6	119	2	39	0	0	0	0	0	0	0
Montana State	6	104	0	35	0	0	0	0	0	0	0
<b>Season Totals</b>	<b>72</b>	<b>1,165</b>	<b>5</b>	<b>55</b>	<b>0</b>	<b>0</b>	<b>0</b>	<b>0</b>	<b>0</b>	<b>0</b>	<b>0</b>

Note: Recorded one rushing attempt for 7 yards versus Southern Illinois

### JAXON JANKE'S 2022 GAME-BY-GAME STATISTICS

Game	Rec	Yds	TD	LG	PR	Yds	TD	LG	KOR	Yds	LG
Iowa	2	24	0	20	1	8	0	8	0	0	0
UC Davis	3	36	0	15	0	0	0	0	0	0	0
Butler	2	21	1	14	0	0	0	0	0	0	0
Missouri State	6	83	1	22	0	0	0	0	0	0	0
Western Illinois	9	94	1	19	0	0	0	0	0	0	0
South Dakota	4	76	1	*28	0	0	0	0	0	0	0
North Dakota St.	4	27	0	21	0	0	0	0	0	0	0
North Dakota	3	33	1	18	0	0	0	0	0	0	0
Indiana State	5	82	0	24	2	50	0	49	0	0	0
Northern Iowa	4	60	0	21	0	0	0	0	0	0	0
Illinois State	4	67	0	21	0	0	0	0	0	0	0
<b>Season Totals</b>	<b>46</b>	<b>603</b>	<b>5</b>	<b>*28</b>	<b>3</b>	<b>58</b>	<b>0</b>	<b>49</b>	<b>0</b>	<b>0</b>	<b>0</b>

Note: Recorded one rushing attempt for 14 yards versus Missouri State





# 85-TUCKER KRAFT

6-5, 255, Junior • Tight End

Timber Lake, South Dakota (Timber Lake H.S.)

## FOOTBALL HONORS AND HIGHLIGHTS:

- Athlon Sports FCS All-America Team (2021)
- HERO Sports FCS All-America First Team (2021)
- Stats Perform FCS All-America First Team (2021)
- Associated Press FCS All-America Second Team (2021)
- HERO Sports Sophomore All-America Team (2021)
- All-Missouri Valley Football Conference First Team (2021, 2022)
- MVFC Honor Roll (2021)

## TUCKER KRAFT'S CAREER STATISTICS

Year	Rec	Yds	Avg	TD	LG	Rush	Yds	Avg	TD	LG	KOR	Yds	Avg	LG
2020-21	7	90	12.9	0	31	1	4	4.0	0	4	1	4	4.0	4
2021	65	780	12.0	6	38	3	9	3.0	0	4	0	0	0.0	0
2022	19	232	12.2	2	57	2	5	0.0	0	0	1	30	30.0	30
<b>Career</b>	<b>91</b>	<b>1,102</b>	<b>12.1</b>	<b>8</b>	<b>57</b>	<b>6</b>	<b>18</b>	<b>3.0</b>	<b>0</b>	<b>4</b>	<b>2</b>	<b>34</b>	<b>17.0</b>	<b>30</b>

\* denotes touchdown

## TUCKER KRAFT'S 2020-21 GAME-BY-GAME STATISTICS

Game	Rec	Yds	TD	LG	Rush	Yds	TD	LG	KOR	Yds	LG
Northern Iowa	0	0	0	0	0	0	0	0	0	0	0
North Dakota	DNP-Injury										
Western Illinois	DNP-Injury										
Youngstown St.	DNP-Injury										
Southern Illinois	2	14	0	7	0	0	0	0	0	0	0
North Dakota St.	0	0	0	0	1	4	0	4	0	0	0
Holy Cross	2	24	0	19	0	0	0	0	1	4	4
Southern Illinois	2	33	0	31	0	0	0	0	0	0	0
Delaware	1	19	0	19	0	0	0	0	0	0	0
Sam Houston	0	0	0	0	0	0	0	0	0	0	0
<b>Season Totals</b>	<b>7</b>	<b>90</b>	<b>0</b>	<b>31</b>	<b>1</b>	<b>4</b>	<b>0</b>	<b>4</b>	<b>1</b>	<b>4</b>	<b>4</b>

## TUCKER KRAFT'S 2021 GAME-BY-GAME STATISTICS

Game	Rec	Yds	TD	LG	Rush	Yds	TD	LG	KOR	Yds	LG
Colorado State	5	53	0	21	0	0	0	0	0	0	0
Lindenwood	4	38	2	*13	0	0	0	0	0	0	0
Indiana State	5	85	1	*26	0	0	0	0	0	0	0
Dixie State	2	20	0	15	0	0	0	0	0	0	0
Southern Illinois	10	124	1	27	0	0	0	0	0	0	0
Western Illinois	2	16	0	16	0	0	0	0	0	0	0
Northern Iowa	9	123	0	36	0	0	0	0	0	0	0
Youngstown St.	3	42	0	18	0	0	0	0	0	0	0

North Dakota St.	5	42	1	*11	1	4	0	4	0	0	0
South Dakota	4	21	0	6	1	2	0	2	0	0	0
North Dakota	2	32	1	*23	0	0	0	0	0	0	0
UC Davis	2	16	0	16	0	0	0	0	0	0	0
Sacramento St.	3	49	0	29	0	0	0	0	0	0	0
Villanova	3	16	0	8	0	0	0	0	0	0	0
Montana State	6	103	0	38	1	3	0	3	0	0	0
<b>Season Totals</b>	<b>65</b>	<b>780</b>	<b>6</b>	<b>38</b>	<b>3</b>	<b>9</b>	<b>0</b>	<b>4</b>	<b>0</b>	<b>0</b>	<b>0</b>

## TUCKER KRAFT'S 2022 GAME-BY-GAME STATISTICS

Game	Rec	Yds	TD	LG	Rush	Yds	TD	LG	KOR	Yds	LG
Iowa	1	7	0	7	0	0	0	0	0	0	0
UC Davis	DNP-Injury										
Butler	DNP-Injury										
Missouri State	DNP-Injury										
Western Illinois	DNP-Injury										
South Dakota	DNP-Injury										
North Dakota St.	DNP-Injury										
North Dakota	3	53	1	*32	0	0	0	0	1	30	30
Indiana State	5	59	1	*21	1	2	0	2	0	0	0
Northern Iowa	4	69	0	57	0	0	0	0	0	0	0
Illinois State	6	44	0	14	1	3	0	3	0	0	0
<b>Season Totals</b>	<b>19</b>	<b>232</b>	<b>2</b>	<b>57</b>	<b>1</b>	<b>2</b>	<b>0</b>	<b>2</b>	<b>1</b>	<b>30</b>	<b>30</b>

## FOOTBALL CHAMPIONSHIP SUBDIVISION POLLS

### STATS PERFORM FCS POLL — NOV. 21

PL.	SCHOOL	2022 RECORD	POINTS	PR
1.	<b>South Dakota State [45]</b>	<b>10-1</b>	<b>1,340</b>	<b>1</b>
2.	Sacramento State [9]	11-0	1,296	2
3.	Montana State	10-1	1,239	3
4.	<b>North Dakota State</b>	<b>9-2</b>	<b>1,192</b>	<b>4</b>
5.	Incarnate Word	10-1	1,050	5
6.	William & Mary	10-1	1,031	8
7.	Holy Cross	11-0	1,008	6
8.	Samford	10-1	981	9
9.	Weber State	10-2	964	7
10.	Jackson State	11-0	883	10
11.	Furman	10-2	835	12
12.	Elon	8-4	682	14
13.	Richmond	9-3	623	11
14.	Southeast Missouri State	9-3	618	17
15.	New Hampshire	9-3	561	18
16.	Fordham	9-3	409	T21
17.	Southeastern Louisiana	9-3	401	23
18.	Idaho	7-5	384	T21
19.	Montana	8-4	373	13
20.	<b>North Dakota</b>	<b>7-5</b>	<b>342</b>	<b>16</b>
21.	Chattanooga	7-4	272	15
22.	Mercer	7-4	271	19
23.	<b>Delaware</b>	<b>8-4</b>	<b>137</b>	<b>20</b>
24.	<b>UC Davis</b>	<b>6-5</b>	<b>109</b>	<b>24</b>
25.	UT Martin	7-4	107	25

Notes: First-place votes in brackets; opponents listed in **bold**

Others receiving votes: Eastern Kentucky, 98; Saint Francis (Pa.), 92; Rhode Island, 64; North Carolina Central, 39; Florida A&M, 34; Yale, 32; Austin Peay, 28; St. Thomas (Minn.), 20; Youngstown State, 16.

### AFCA FCS COACHES' POLL — NOV. 21

PL.	SCHOOL	2022 RECORD	POINTS	PR
1.	<b>South Dakota State [24]</b>	<b>10-1</b>	<b>696</b>	<b>1</b>
2.	Sacramento State [4]	11-0	672	2
3.	Montana State	10-1	641	3
4.	<b>North Dakota State</b>	<b>9-2</b>	<b>603</b>	<b>4</b>
5.	Jackson State	11-0	556	5
6.	Holy Cross	11-0	536	6
7.	Incarnate Word	10-1	533	7
8.	William & Mary	10-1	522	8
9.	Samford	10-1	496	9
10.	Weber State	10-2	463	10
11.	Furman	10-2	387	13
12.	Southeast Missouri State	9-3	359	15
13.	Fordham	9-3	355	14
14.	Richmond	9-3	326	11
15.	Elon	8-4	307	18
16.	New Hampshire	9-3	246	20
17.	Montana	8-4	212	12
18.	Mercer	7-4	177	16
19.	St. Thomas (Minn.)	10-1	163	21
20.	Florida A&M	9-2	136	24
21.	North Carolina Central	9-2	109	25
22.	Chattanooga	7-4	95	17
23.	Southeastern Louisiana	9-3	63	NR
24.	Idaho	7-5	61	NR
	<b>North Dakota</b>	<b>7-5</b>	<b>61</b>	<b>23</b>

Notes: First-place votes in brackets; opponents listed in **bold**

Others receiving votes: **Delaware**, 60; Saint Francis (Pa.), 43; Eastern Kentucky, 40; Austin Peay, 33; UT Martin, 33; Yale, 22; Princeton, 19; Rhode Island, 16; **UC Davis**, 15; Davidson, 13; Gardner-Webb, 13; Merrimack, 7; North Carolina A&T, 7; Stephen F. Austin, 2; Youngstown State, 2.

## MISSOURI VALLEY FOOTBALL CONFERENCE

### 2022 MVFC STANDINGS

SCHOOL	CONFERENCE	PF	PA	OVERALL	PF	PA
South Dakota State	8-0	273	125	10-1	345	171
North Dakota State	7-1	256	143	9-2	383	191
Youngstown State	5-3	186	176	7-4	314	279
North Dakota	5-3	255	249	7-5	364	370
Northern Iowa	5-3	284	184	6-5	363	283
Illinois State	4-4	123	158	6-5	190	224
Southern Illinois	4-4	181	133	5-6	311	294
Missouri State	3-5	212	218	5-6	301	300
South Dakota	2-6	144	242	3-8	179	321
Indiana State	1-7	145	241	2-9	176	360
Western Illinois	0-8	105	305	0-11	150	426

### SCHEDULE AND RESULTS

#### FCS PLAYOFF GAMES • SATURDAY, NOV. 26

Montana 34, Southeast Missouri State 24  
 Southeastern Louisiana 45, Idaho 42  
 Furman 31, Elon 6  
 Richmond 41, Davidson 0  
 Weber State 38, North Dakota 31  
 Gardner-Webb 52, Eastern Kentucky 41  
 Delaware 56, Saint Francis (Pa.) 17  
 New Hampshire 52, Fordham 42

#### FCS PLAYOFF GAMES • SATURDAY, DEC. 3

New Hampshire at #8 Holy Cross, 11 a.m.  
 Gardner-Webb at #5 William & Mary, 1 p.m.  
 Furman at #7 Incarnate Word, 1 p.m.  
 Delaware at #1 South Dakota State, 2 p.m.  
 Weber State at #4 Montana State, 2 p.m.  
 Southeastern Louisiana at #6 Samford, 2 p.m.  
 Montana at #3 North Dakota State, 2:30 p.m.  
 Richmond at #4 Sacramento State, 4 p.m.

### 2022 PRESEASON POLL

1.	North Dakota State [39]	446
2.	<b>South Dakota State [2]</b>	<b>407</b>
3.	Missouri State	355
4.	Southern Illinois	306
5.	Northern Iowa	304
6.	South Dakota	235
7.	North Dakota	190
8.	Illinois State	178
9.	Youngstown State	132
10.	Indiana State	109
11.	Western Illinois	44



## IOWA 7, #2/3 SDSU 3

Sept. 3, 2022 • Kinnick Stadium (Att.: 69,205)

IOWA CITY, Iowa — Iowa won the battle for field position all day, turning two second-half safeties into the decisive points in a 7-3 victory over South Dakota State in the college football opener for both teams Saturday before a sellout crowd of 69,250 at Kinnick Stadium.

SDSU, ranked second in the Stats Perform Football Championship Subdivision media poll and third by the FCS coaches, seemingly played out of the shadow of its own goal line throughout the afternoon. Thanks to the punting by the Hawkeyes' Tory Taylor, six Jackrabbit drives started inside their own 10-yard line, including three inside the 5.

Compounding the Jackrabbits' field-position woes were a number of false-start penalties. Overall, SDSU was penalized 12 times for 66 yards, with Iowa flagged two times for 15 yards.

Iowa, which missed a 40-yard field goal on its second drive of the game after being given a short field after a shanked punt, put the first points on the board later in the first quarter on a 46-yard field goal by Aaron Blom.

The only drive for the Jackrabbits that started in Iowa territory resulted in their only points of the game. Linebacker Caleb Franci's interception and 17-yard return late in the second quarter set SDSU up at the Iowa 38. After picking up one first down on a 12-yard pass from Gronowski to Isaiah Davis on third-and-10, Hunter Dustman knotted the game at 3-all with a 44-yard field goal.

Defenses continued to dominate throughout the rest of the game, with neither team reaching the 200-yard mark in total offense.

Iowa grabbed the lead with a few ticks over four minutes remaining in the third quarter. Following a Taylor punt that pinned the Jackrabbits at their own 1, Jack Campbell broke through the line and tackled Davis in the end zone for the first of two safeties. Campbell led the Hawkeyes with 12 tackles.

SDSU stayed within striking distance as Adam Bock, from nearby Solon, Iowa, came away with the Jackrabbits' second takeaway of the game by ripping the ball away from Leshon Williams at the 7-yard line after the ensuing free kick. Bock posted a game-high 13 tackles.

Despite the momentary shift in momentum, the Jackrabbits couldn't get their offense on track against a stout Iowa defense, giving up their second safety late in the fourth quarter when Gronowski was sacked in the end zone by Joe Evans.

Iowa finished with a 166-120 advantage in total offense. Williams led the Hawkeyes' ground game with 72 yards on 24 carries, while Spencer Petras completed 11-of-25 passes for 109 yards. Arland Bruce paced the Iowa receivers with five catches for 68 yards.

For the Jackrabbits, Davis tallied 50 rushing yards on 18 carries and was the team's leading receiver with five catches for 32 yards. Gronowski, making his first start since being injured in the FCS national championship game in May 2021, completed 10-of-26 passes for 87 yards and was sacked four times.

Dustman also handled the punting duties for the Jackrabbits, averaging 41.5 yards on 11 attempts.



The South Dakota State defense held Iowa without a touchdown and limited the Hawkeyes to 57 rushing yards in a narrow 7-3 setback in the 2022 season opener.

SCORE BY QUARTERS	1	2	3	4	FINAL
South Dakota State (0-1)	0	3	0	0	3
Iowa (1-0)	3	0	2	2	7

### SCORING SUMMARY

1st	1:11	IOWA	—	Aaron Blom 46 yd field goal
2nd	00:15	SDSU	—	Hunter Dustman 44 yd field goal
3rd	4:03	IOWA	—	Team safety
4th	3:58	IOWA	—	Team safety

TEAM STATISTICS	SDSU	IOWA
FIRST DOWNS	7	10
RUSHES-YARDS (NET)	31-33	36-57
PASSING YDS (NET)	87	109
Passes Att-Comp-Int	26-10-0	25-11-1
TOTAL OFFENSE PLAYS-YARDS	57-120	61-166
Punt Returns-Yards	2-8	5-17
Kickoff Returns-Yards	2-31	2-41
Interception Returns-Yards	1-17	0-0
Punts (Number-Avg)	11-41.5	10-47.9
Fumbles-Lost	2-0	2-1
Penalties-Yards	12-66	2-15
Possession Time	29:49	30:11
Third-Down Conversions	3 of 16	4 of 17
Fourth-Down Conversions	0 of 1	0 of 0
Red-Zone Scores-Chances	0-0	0-1
Sacks By: Number-Yards	2-17	4-23

**RUSHING LEADERS:** SDSU - Isaiah Davis 18-50; Amar Johnson 2-3; Rudy Voss 1-1. IOWA - Leshon Williams 24-72; Arland Bruce IV 1-11; Monte Pottebaum 1-3. **PASSING LEADERS:** SDSU - Mark Gronowski 10-26-0 87. IOWA - Spencer Petras 11-25-1 109. **RECEIVING LEADERS:** SDSU - Isaiah Davis 5-32; Jaxon Jake 2-24; Landon Wolf 1-18; Tucker Kraft 1-7; Zach Heins 1-6. **INTERCEPTIONS:** SDSU - Caleb Franci 1-17. IOWA - none. **SACKS:** SDSU - Max Baloun 1.0-12; Reece Winkelman 1.0-5. IOWA - Joe Evans 2.0-11; Logan Lee 1.5-10; Lukas Van Ness 0.5-2. **TACKLE LEADERS (UA-A-TOT):** SDSU - Adam Bock 6-7-13; Isaiah Stalbird 3-3-6; Colby Huerter 3-2-5; Caleb Sanders 2-3-5. IOWA - Jack Campbell 5-7-12; Logan Lee 2-4-6; Jestin Jacobs 1-4-5.



## #2/3 SDSU 24, #25 UC DAVIS 22

Sept. 10, 2022 • Dana J. Dykhouse Stadium (Att.: 16,182)

Mark Gronowski ran for two touchdowns and passed for another, and South Dakota State survived some anxious moments down the stretch to hold off UC Davis, 24-22, in a nonconference battle between nationally ranked teams Sept. 10 at Dana J. Dykhouse Stadium.

In winning the annual Dairy Drive game, the Jackrabbits, ranked second in the Stats Perform media poll and third by the Football Championship Subdivision coaches, evened their record at 1-1. UC Davis, which entered the game ranked 25th in the coaches' poll, dropped to 0-2.

SDSU capitalized on an interception and ensuing 31-yard return by linebacker Daeton McGaughy four minutes into the game, capping a five-play, 17-yard drive to put the first points on the board on a 1-yard run by Gronowski.

The Jackrabbits pushed their lead to 10-0 early in the second quarter on a 41-yard field goal by Hunter Dustman.

UC Davis got on the board 80 seconds after Dustman's field goal on a 68-yard touchdown pass from Miles Hastings to Lan Larison.

SDSU answered with its best drive of the young season, pushing its lead back to 10 points at 17-7 with an 11-play, 86-yard march. Isaiah Davis accounted for 33 rushing yards on the drive, while Gronowski completed passes of 15 yards to Jaxon Janke and 13 yards to Zach Heins before finishing off the drive with a 5-yard touchdown run up the middle.

Isaiah Gomez brought the Aggies to within 17-10 on a 36-yard field goal with one second remaining in the first half.

After a scoreless third period that included the Aggies clanging a 43-yard field goal attempt off the right upright, the Jackrabbits were poised to put the game away after scoring their third — and final — touchdown of the night on a broken play six minutes into the final stanza. On first and goal from the UCD 7, the snap sailed over Gronowski's head, but the sophomore signal-caller was able to retrieve the loose ball in stride at the 25 and then heaved the ball to the end zone into the arms of a diving Tyler Feldkamp for a touchdown and a 24-10 lead.

As quickly as the tide turned for the Jackrabbits on that one play, the ball began to bounce in UC Davis' favor. After forcing the Aggies to punt for the fifth time in the game, SDSU failed to salt the game away as it committed its third turnover of the night by losing a fumble at its own 46.

UC Davis quickly cashed in as Hastings hooked up with Justin Poerio for 9-yard touchdown with 3:21 remaining. The Jackrabbits' Jarod DePriest blocked the PAT attempt.

With the score remaining at 24-16, Gomez recovered his own onside kick at the UCD 47 and the Aggies capitalized with their second scoring drive in one minute and 12 seconds. A pass down the middle of the field was deflected by the intended receiver to McCallan Castles at the 1-yard line and resulted in a 25-yard touchdown with 2:03 remaining in regulation.

UC Davis' attempt at a game-tying two-point conversion was no good as Hastings rolled right, but his pass to the back corner of the end zone landed out of bounds.

This time, the Jackrabbits' DyShawn Gales recovered the onside kick and SDSU was able to run out the clock.

UC Davis finished with a 322-250 advantage in total offense despite the Jackrabbits' Isaiah Davis leading all players with 112 rushing yards while matching his career high with 25 carries. Gronowski completed 13-of-21 passes for 110 yards, but was intercepted twice. Jaxon and Jadon Janke each caught three passes for 36 and 33 yards, respectively.



Mark Gronowski scored on a pair of touchdown runs and threw for another score as the Jackrabbits held off UC Davis, 24-22, in SDSU's Sept. 10 home opener.

Hastings finished the game 26-of-43 passing for 273 and three touchdowns for UCD. The Aggies' do-everything back Ulonzo Gilliam hauled in eight receptions for 80 yards and added another 33 yards on the ground on 11 attempts.

Rex Connors was credited with a game-high 17 tackles for UC Davis, with Teddy Buchanan adding 10 tackles. For SDSU, Adam Bock led the squad in tackles for the second straight week with nine, while safeties Colby Huerter and Tucker Large each added seven stops in their first career starts.

SCORE BY QUARTERS	1	2	3	4	FINAL
UC Davis (0-2)	0	10	0	12	22
South Dakota State (1-1)	7	10	0	7	24

### SCORING SUMMARY

1st	8:45	SDSU	–	Mark Gronowski 1 yd run (Hunter Dustman kick)
2nd	10:53	SDSU	–	Dustman 41 yd field goal
2nd	9:33	UCD	–	Lan Larison 68 yd pass from Miles Hastings (Isaiah Gomez kick)
2nd	4:08	SDSU	–	Gronowski 5 yd run (Dustman kick)
2nd	00:01	UCD	–	Gomez 36 yd field goal
4th	9:04	SDSU	–	Tyler Feldkamp 7 yd pass from Gronowski (Dustman kick)
4th	3:21	UCD	–	Justin Poerio 9 yd pass from Hastings (kick blocked)
4th	2:03	UCD	–	McCallan Castles 25 yd pass from Hastings (pass failed)

TEAM STATISTICS	UCD	SDSU
FIRST DOWNS	17	18
RUSHES-YARDS (NET)	21-49	44-140
PASSING YDS (NET)	273	110
Passes Att-Comp-Int	44-26-1	21-13-2
TOTAL OFFENSE PLAYS-YARDS	65-322	65-250
Punt Returns-Yards	1-(-3)	2-12
Kickoff Returns-Yards	1-20	2-22
Interception Returns-Yards	2-2	1-31
Punts (Number-Avg)	5-43.6	2-44.5
Fumbles-Lost	0-0	1-1
Penalties-Yards	6-65	5-40
Possession Time	26:11	33:49
Third-Down Conversions	7 of 15	6 of 12
Fourth-Down Conversions	1 of 2	0 of 1
Red-Zone Scores-Chances	2-2	3-3
Sacks By: Number-Yards	1-13	0-0

**RUSHING LEADERS:** UCD - Ulonzo Gilliam Jr. 11-33; Lan Larison 5-9. SDSU - Isaiah Davis 25-112; Amar Johnson 6-39; Mark Gronowski 7-9. **PASSING LEADERS:** UCD - Miles Hastings 26-43-1 273; Lan Larison 0-1-0 0. SDSU - Mark Gronowski 13-21-2 110. **RECEIVING LEADERS:** UCD - Ulonzo Gilliam Jr. 8-80; Lan Larison 4-80; Trent Tompkins 4-31. SDSU - Jaxon Janke 3-36; Jadon Janke 3-33; Zach Heins 2-16. **INTERCEPTIONS:** UCD - Rex Connors 2-2. SDSU - Daeton McGaughy 1-31. **SACKS:** UCD - Jackson Cloyd 1.0-12. SDSU - none. **TACKLE LEADERS (UA-A-TOT):** UCD - Rex Connors 10-7-17; Teddy Buchanan 8-2-10; Devon King 5-1-6. SDSU - Adam Bock 6-3-9; Tucker Large 4-3-7; Colby Huerter 2-5-7; Graham Spalding 4-0-4; Kevin Brenner 2-2-4.



## #2/3 SDSU 45, BUTLER 17

Sept. 17, 2022 • Dana J. Dykhouse Stadium (Att.: 16,414)

South Dakota State scored touchdowns on each of its first three offensive possessions and tallied 38 consecutive points in one stretch en route to a 45-17 victory over Butler in the 55th Beef Bowl Sept. 17 at Dana J. Dykhouse Stadium.

Playing before a crowd of 16,414, the Jackrabbits improved to 2-1 overall. Butler dropped to 2-1 on the young season. SDSU entered the matchup ranked second in the Football Championship Subdivision media poll conducted by Stats Perform and third in the AFCA coaches' poll, while Butler was receiving votes in the coaches' poll.

The Jackrabbits wasted little time to draw first blood, marching 75 yards on eight plays after the opening kickoff. Quarterback Mark Gronowski completed all three of his passes attempts for 35 yards on the drive and added a 23-yard scramble before plunging in from a yard out three minutes and 54 seconds into the game for the first score of the contest.

Butler quickly responded, knotting the game at 7-all on a 56-yard touchdown pass down the middle of the field from Bret Bushka to Luke Wooten.

SDSU gained the lead for good with another 75-yard scoring drive, highlighted by a career-long catch and run of 54 yards to the Butler 7 by Canyon Bauer on a middle screen from Gronowski. On the next play, Gronowski connected with Jaxon Janke over the middle for a touchdown.

The Jackrabbit lead grew to 21-7 three minutes into the second quarter as Gronowski hooked up with Jadon Janke in the right corner of the end zone for a 17-yard touchdown. That capped an 11-play, 65-yard drive that began late in the first quarter.

SDSU extended its lead to 28-7 heading into halftime after recovering a muffed punt in Butler territory. Five plays after the miscue, Gronowski tossed his third touchdown pass of the opening half as he found Zach Heins open down the right hash for a 28-yard touchdown.

It was more of the same in the second half as the Jackrabbits scored the first 17 points on a 27-yard field goal by Hunter Dustman in the third period and a pair of 2-yard touchdown runs by reserves Angel Johnson and Rudy Voss three minutes apart early in the fourth quarter. Voss' touchdown came after Aaron Wolcale-Holsten recovered a fumble at the Butler 17 for the third Bulldog turnover of the night.

Butler managed a couple late scores against the Jackrabbit second and third units, ending the SDSU onslaught with a 33-yard field goal by Luka Zurak, followed by a 2-yard touchdown run by Bushka.

The Jackrabbits finished with their most prolific offensive performance of the season by far, racking up a 463-264 advantage in total offense. Gronowski ended the night 17-of-25 passing for 279 yards and added 55 rushing yards on eight attempts. Isaiah Davis led the ground game with 74 yards on 11 carries, while Jadon Janke tallied 87 receiving yards on five catches.

Bauer contributed career highs of five catches and 76 receiving yards for SDSU.

Bushka paced Butler with 211 yards through the air on 18-of-31 passing and gained a team-best 29 rushing yards on nine carries.

Daeton Mcgaughy led the SDSU defensive effort with seven tackles, followed by four each from fellow starting linebackers Adam Bock and Jason Freeman.

Will Mason was credited with a game-high eight tackles for Butler.



South Dakota State put up its most prolific offensive numbers of the young season, racking up 463 yards of total offense in a 45-17 home win over Butler.

SCORE BY QUARTERS	1	2	3	4	FINAL
Butler (2-1)	7	0	0	10	17
South Dakota State (2-1)	14	14	3	14	45

### SCORING SUMMARY

1st	11:06	SDSU	–	Mark Gronowski 1 yd run (Hunter Dustman kick)
1st	7:49	BU	–	Luke Wooten 56 yd pass from Bret Bushka (Luka Zurak kick)
1st	5:02	SDSU	–	Jaxon Janke 7 yd pass from Gronowski (Dustman kick)
2nd	12:08	SDSU	–	Jadon Janke 17 yd pass from Gronowski (Dustman kick)
2nd	1:03	SDSU	–	Zach Heins 28 yd pass from Gronowski (Dustman kick)
3rd	6:34	SDSU	–	Dustman 27 yd field goal
4th	14:55	SDSU	–	Angel Johnson 2 yd run (Jack Green kick)
4th	11:30	SDSU	–	Rudy Voss 2 yd run (Green kick)
4th	5:38	BU	–	Zurak 33 yd field goal
4th	1:56	BU	–	Bushka 2 yd run (Zurak kick)

TEAM STATISTICS	BU	SDSU
FIRST DOWNS	13	24
RUSHES-YARDS (NET)	24-53	39-184
PASSING YDS (NET)	211	279
Passes Att-Comp-Int	31-18-1	26-17-0
TOTAL OFFENSE PLAYS-YARDS	55-264	65-463
Punt Returns-Yards	1-(-6)	3-3
Kickoff Returns-Yards	1-19	0-0
Interception Returns-Yards	0-0	1-0
Punts (Number-Avg)	5-41.8	2-46.5
Fumbles-Lost	2-2	0-0
Penalties-Yards	6-59	7-60
Possession Time	27:49	32:11
Third-Down Conversions	9 of 15	7 of 12
Fourth-Down Conversions	0 of 0	0 of 0
Red-Zone Scores-Chances	2-2	6-6
Sacks By: Number-Yards	0-0	0-0

**RUSHING LEADERS:** BU - Bret Bushka 9-29; A.J. Deinhart 9-17; Joey Such 5-8. SDSU - Isaiah Davis 11-74; Mark Gronowski 8-55; Josh Buri 8-29; Angel Johnson 3-12; Amar Johnson 4-11.

**PASSING LEADERS:** BU - Bret Bushka 18-31-1 211. SDSU - Mark Gronowski 17-25-0 279; Rudy Voss 0-1-0 0. **RECEIVING LEADERS:** BU - Joey Suchy 5-30; Luke Wooten 4-79; Tyler Adams 2-33; Jared Suchevis 2-13; Jeremy Johnson 2-5. SDSU - Jadon Janke 5-87; Canyon Bauer 5-76; Zach Heins 2-42; Jaxon Janke 2-21. **INTERCEPTIONS:** BU - none. SDSU - Cale Reeder 1-0. **SACKS:** BU - none. SDSU - none. **TACKLE LEADERS (UA-A-TOT):** BU - Will Mason 7-1-8; Nick Bafia 3-3-6; Thomas Rousseau 3-2-5. SDSU - Daeton Mcgaughy 5-2-7; Jason Freeman 4-0-4; Adam Bock 3-1-4.

## #2/3 SDSU 28, #4/6 MISSOURI STATE 14

Sept. 24, 2022 • Robert W. Plaster Stadium (Att.: 13,189)

South Dakota State scored two touchdowns in the fourth quarter and the Jackrabbit defense turned in a strong performance throughout the afternoon to come away with a 28-14 victory over Missouri State in a battle between top-five programs in the Missouri Valley Football Conference opener for both teams Sept. 24 at Robert W. Plaster Stadium.

The Jackrabbits, tied for second in the Stats Perform media poll and third in the Football Championship Subdivision coaches' poll, improved to 3-1 overall. Missouri State, tied for fourth in the coaches' poll and sixth in the media poll, dropped to 2-2 on the season.

SDSU broke into the scoring column first, putting together a 10-play, 92-yard drive late in the first quarter that ended on a 3-yard touchdown pass from Mark Gronowski to Jadon Janke.

The Jackrabbits couldn't add to their lead in the opening half, however, as they missed three field goals. A 50-yard attempt on the opening drive of the game sailed wide left, while a 35-yard attempt in the second quarter was blocked and a 44-yarder on the final play of the half was also off the mark.

Meanwhile, the Jackrabbit defense harassed Missouri State quarterback and Walter Payton Award candidate Jason Shelley all day. SDSU defenders sacked Shelley three times in the first half and four times in the game, and also intercepted Shelley twice.

Colby Huerter recorded the first SDSU interception on a Shelley pass in the red zone on the Bears' first possession of the second half. The ensuing 70-yard return by Huerter put the ball at the MSU 24 and the Jackrabbits quickly cashed in. Four plays after the turnover, Gronowski found Jaxon Janke over the middle for a 13-yard touchdown and a 14-0 Jackrabbit lead.

Missouri State appeared to wrest the momentum away from the Jackrabbits later in the period as the Bears scored touchdowns on each of their next two possessions. Jacardia Wright finished off a six-play, 71-yard drive with a 15-yard touchdown run for the first score, then Shelley found Raylen Sharpe deep down the field on the first play of the next drive for a 67-yard touchdown.

As the game flipped to the fourth quarter, SDSU put together two methodical drives to take the victory. Zach Heins scored the go-ahead touchdown on a 21-yard pass down the middle to cap a 10-play, 70-yard march with 7 minutes, 59 seconds remaining in regulation. Heins set career highs with seven catches and 127 yards receiving.

Following MSU's seventh punt of the contest, the Jackrabbits covered 84 yards on seven plays, with Jadon Janke scoring his second touchdown of the game from 40 yards on a catch and run along the left sideline with 2:30 remaining. Jadon Janke finished with 102 yards on a career-high eight catches, while Jaxon Janke added six receptions for 83 yards.

A Matthew Durrance interception of Shelley in the end zone in the final minute secured the victory.

SDSU finished with a 475-258 advantage in total offense. Gronowski established new career highs with 22 completions — in 29 attempts — as well as 319 passing yards and four touchdown passes.

Isaiah Davis led the ground game with 83 yards on 20 carries.

Shelley ended the day 19-of-29 passing for 185 yards, while Wright paced the rushing attack with 63 yards on 13 carries and tallied a team-high five catches for 14 yards.

Adam Bock led SDSU with seven tackles, including a sack. Dillon Thomas recorded a game-high 11 tackles for the Bears.



Jarod DePriest recorded one of four sacks by the Jackrabbit defense in a 28-14 road win at Missouri State on Sept. 24.

SCORE BY QUARTERS	1	2	3	4	FINAL
South Dakota State (3-1, 1-0)	7	0	7	14	28
Missouri State (2-2, 0-1)	0	0	14	0	14

SCORING SUMMARY	
1st 2:25	SDSU — Jadon Janke 3 yd pass from Mark Gronowski (Hunter Dustman kick)
3rd 10:00	SDSU — Jaxon Janke 13 yd pass from Gronowski (Dustman kick)
3rd 6:34	MSU — Jacardia Wright 15 yd run (Jose Pizano kick)
3rd 2:55	MSU — Raylen Sharpe 67 yd pass from Jason Shelley (Pizano kick)
4th 7:59	SDSU — Zach Heins 21 yd pass from Gronowski (Dustman kick)
4th 2:30	SDSU — Jadon Janke 40 yd pass from Gronowski (Dustman kick)

TEAM STATISTICS	SDSU	MSU
FIRST DOWNS	24	14
RUSHES-YARDS (NET)	37-156	23-73
PASSING YDS (NET)	319	185
Passes Att-Comp-Int	29-22-0	29-19-2
TOTAL OFFENSE PLAYS-YARDS	66-475	52-258
Punt Returns-Yards	1-2	1-29
Kickoff Returns-Yards	2-44	5-73
Interception Returns-Yards	2-70	0-0
Punts (Number-Avg)	3-45.7	7-47.3
Fumbles-Lost	1-1	0-0
Penalties-Yards	6-59	4-55
Possession Time	34:55	25:05
Third-Down Conversions	6 of 12	3 of 12
Fourth-Down Conversions	0 of 1	2 of 2
Red-Zone Scores-Chances	2-3	1-2
Sacks By: Number-Yards	4-20	1-7

**RUSHING LEADERS:** SDSU - Isaiah Davis 20-83; Amar Johnson 7-42; Jaxon Janke 1-14; Jadon Janke 1-10; Mark Gronowski 7-9. MSU - Jacardia Wright 13-63; Jason Shelley 10-10. **PASSING LEADERS:** SDSU - Mark Gronowski 22-29-0 319. MSU - Jason Shelley 19-29-2 185. **RECEIVING LEADERS:** SDSU - Jadon Janke 8-102; Zach Heins 7-127; Jaxon Janke 6-83; Isaiah Davis 1-7. MSU - Jacardia Wright 5-14; Jordan Jones 4-43. **INTERCEPTIONS:** SDSU - Matthew Durrance 1-0; Colby Huerter 1-70. MSU - none. **SACKS:** SDSU - Ryan Van Marel 1.0-6; Jarod DePriest 1.0-5; Adam Bock 1.0-5; Cade Terveer 1.0-4. MSU - Jalen Williams 1.0-7. **TACKLE LEADERS (UA-A-TOT):** SDSU - Adam Bock 4-3-7; DyShawn Gales 3-0-3; Jason Freeman 2-1-3; Graham Spalding 2-1-3; Matthew Durrance 1-2-3; Reece Winkelman 1-2-3; Jarod DePriest 1-2-3. MSU - Dillon Thomas 7-4-11; Ferran Manuleleua 5-3-8; Kevin Ellis 4-1-5; Tahj Chambers 3-2-5; Von Young 3-2-5.



## #2/3 SDSU 34, WESTERN ILLINOIS 10

Oct. 1, 2022 • Dana J. Dykhouse Stadium (Att.: 16,414)

Behind the rushing of Isaiah Davis, South Dakota State put together a number of time-consuming drives in posting a methodical 34-10 victory over Western Illinois Oct. 1 at Dana J. Dykhouse Stadium.

The Jackrabbits, ranked second in the Football Championship Subdivision media poll conducted by Stats Perform and third in the coaches' poll, won for the fourth consecutive game to improve to 4-1 overall and 2-0 in the Missouri Valley Football Conference. Western Illinois remained winless at 0-5 overall and 0-2 in league play.

Davis made his presence known from the get-go, carrying the ball on all six of the Jackrabbits' plays from scrimmage on their opening drive of the game. The junior from Joplin, Missouri, tallied 46 yards on the opening drive, including a 26-yard gain on the second play of the series, before finding paydirt from 2 yards out moments later to give SDSU a 7-0 lead after the extra point by Hunter Dustman.

After recovering a Western Illinois fumble in the red zone, SDSU put together its longest drive of the season for both plays (14) and time (7:08) on its next offensive possession, settling for a 27-yard field goal by Dustman for a 10-0 lead with under a minute to play in the first quarter.

The Fighting Leathernecks answered with a 35-yard field goal by Mason Laramie early in the second stanza, but the Jackrabbits built their advantage to 17-3 with a nine-play, 58-yard drive that ended on an 11-yard touchdown run by quarterback Mark Gronowski.

SDSU recovered the ball at the Western Illinois 21 after the ensuing kickoff held up in the wind and took a Jackrabbit bounce into the hands of Steven Arrell. However, the Jackrabbits couldn't cash in as Dustman's 33-yard field goal attempt was hooked left, keeping the score at 17-3 into intermission.

Dustman connected on a 25-yard field goal for the only points of the third quarter, capping a 12-play, 81-yard drive that chewed up nearly seven more minutes.

The Jackrabbits put the game away with touchdowns on back-to-back possessions in the fourth quarter. First, Gronowski hooked up with Jaxon Janke for a 19-yard touchdown and Davis followed moments later with a 12-yard scoring run. Davis, who tallied 199 yards on a career-high 27 carries, set up his second touchdown of the game with a season-long 38-yard run.

Western Illinois' lone touchdown was the result of a fortunate bounce. Naseim Brantley caught a pass near midfield and broke through several tackles on his way to end zone. The Jackrabbits' Arrell jarred the ball loose from Brantley from behind just before Brantley crossed the goal line; however, the Leathernecks' Jay Parker fell on the loose ball in the end zone to complete the 56-yard touchdown.

SDSU racked up nearly a 23-minute edge in time of possession (41:26 to 18:34) and ran 34 more offensive plays (80-34) in finishing with a 458-220 advantage in total offense. Gronowski completed 17-of-33 passes for 188 yards and connected with eight different receivers, including Jaxon Janke, who tied a career high with nine receptions for 94 yards.

SDSU's time of possession total was the second highest in the Division I era (since 2004), only four seconds behind a 41:30 performance against Southern Illinois in 2017.

The Jackrabbit defense limited WIU to 19 net yards rushing, extending SDSU's Division I-era record streak of holding opponents to less than 100 yards on the ground for the fifth consecutive game.



Isaiah Davis rushed for 199 yards and two touchdowns in South Dakota State's 34-10 home win over Western Illinois.

Adam Bock paced the SDSU defensive effort with 10 tackles, followed by five by Jason Freeman.

SCORE BY QUARTERS	1	2	3	4	FINAL
Western Illinois (0-5, 0-2)	0	3	0	7	10
South Dakota State (4-1, 2-0)	10	7	3	14	34

### SCORING SUMMARY

1st	10:17	SDSU	Isaiah Davis 2 yd run (Hunter Dustman kick)
1st	00:57	SDSU	Dustman 27 yd field goal
2nd	11:51	WIU	Mason Laramie 35 yd field goal
2nd	4:11	SDSU	Mark Gronowski 11 yd run (Dustman kick)
3rd	3:55	SDSU	Dustman 25 yd field goal
4th	11:41	SDSU	Jaxon Janke 19 yd pass from Gronowski (Dustman kick)
4th	7:27	SDSU	Davis 12 yd run (Dustman kick)
4th	5:54	WIU	Jay Parker 0 yd fumble recovery (Laramie kick)

### TEAM STATISTICS

	WIU	SDSU
FIRST DOWNS	11	28
RUSHES-YARDS (NET)	21-19	47-270
PASSING YDS (NET)	201	188
Passes Att-Comp-Int	25-13-1	33-17-0
TOTAL OFFENSE PLAYS-YARDS	46-220	80-458
Punt Returns-Yards	0-0	3-(-4)
Kickoff Returns-Yards	3-46	3-49
Interception Returns-Yards	0-0	1-0
Punts (Number-Avg)	5-33.6	4-39.0
Fumbles-Lost	3-1	0-0
Penalties-Yards	3-21	5-45
Possession Time	18:33	41:27
Third-Down Conversions	4 of 11	6 of 14
Fourth-Down Conversions	0 of 1	0 of 0
Red-Zone Scores-Chances	1-2	6-7
Sacks By: Number-Yards	2-16	3-25

**RUSHING LEADERS:** WIU - Jaylen Reed 8-22; Ludovick Choquette 4-12. SDSU - Isaiah Davis 27-199; Amar Johnson 9-33; Josh Buri 4-21; Angel Johnson 2-18; Mark Gronowski 3-8. **PASSING LEADERS:** WIU - Clay Bruno 10-20-1 129; Henry Ogala 3-5-0 72. SDSU - Mark Gronowski 17-33-0 188. **RECEIVING LEADERS:** WIU - Naseim Brantley 4-107; Jaylin Jackson 2-26; Jay Parker 2-16; Jafar Armstrong 2-11. SDSU - Jaxon Janke 9-94; Isaiah Davis 2-16; Jadon Janke 1-20; A.J. Coons 1-19; Mike Morgan 1-18; Devon Cole Jr. 1-12; Zach Heins 1-6; Amar Johnson 1-3. **INTERCEPTIONS:** WIU - none. SDSU - DyShawn Gales 1-0. **SACKS:** WIU - Jake Detiveaux 1.0-8; Brian Bruce 1.0-8. SDSU - Reece Winkelman 1.0-10; Caleb Sanders 1.0-8; Max Baloun 1.0-7. **TACKLE LEADERS (UA-A-TOT):** WIU - T.J. Limehouse 9-2-11; Sam Cook 8-0-9; Juan DeLaCruz 4-4-8. SDSU - Adam Bock 8-2-10; Jason Freeman 5-0-5; DyShawn Gales 3-0-3; Cale Reeder 1-2-3; Daeton Mogaughy 1-2-3.

## #2/3 SDSU 28, SOUTH DAKOTA 3

Oct. 8, 2022 • Dana J. Dykhouse Stadium (Att.: 19,332)

A ball-control offense and a stifling defense that registered seven sacks lifted South Dakota State to a 28-3 victory over in-state rival South Dakota before a sold-out Dana J. Dykhouse Stadium.

Playing before the second-largest crowd in stadium history at 19,332 fans, the Jackrabbits ran their winning streak to five games to improve to 5-1 overall and 3-0 in the Missouri Valley Football Conference. USD dropped to 1-4 overall and 0-2 in league play. SDSU entered the matchup ranked second in the Football Championship Subdivision media poll conducted by Stats Perform and third in the American Football Coaches Association rankings.

SDSU overcame a slow start after spotting USD an early 3-0 lead and being in danger of going down two scores. The Coyotes took the opening kickoff and marched 50 yards on eight plays before settling for a 37-yard field goal by Eddie Ogamba four minutes into the contest. A 29-yard run by Travis Theis on third-and-3 on the first set of downs put USD in field goal position.

The Jackrabbits came up empty on their first three possessions, punting twice before having a 53-yard field goal attempt blocked.

As action moved to the second quarter, USD was on the brink of extending its lead after taking over at the Jackrabbit 9-yard line after a muffed punt. However, SDSU safety Cale Reeder came with a game-changing play by intercepting Coyote quarterback Carson Camp in the end zone on third-and-goal from the 8.

It was the second interception of the game by the Jackrabbits, following a pickoff by Dalys Beanum on the Coyotes' second drive of the game. Beanum added a blocked kick on a 50-yard field goal attempt later in the second quarter.

The SDSU offense built off the new-found momentum with a nine-play, 80-yard drive that ended with a 28-yard catch and run to the end zone by Jaxon Janke on a pass over the middle by Mark Gronowski.

The Jackrabbits built their lead to 14-3 later in the second quarter on a 47-yard touchdown run by Isaiah Davis, who broke a couple tackles near the line of scrimmage before running away from the USD defense for his longest carry of the season.

SDSU imposed its will in the second half, racking up more than 12 minutes in time of possession in the third quarter alone and scoring a pair of touchdowns to put the game away. After receiving the second-half kickoff, the Jackrabbits strung together an eight-play, 70-yard drive that was capped by a 5-yard Davis touchdown run. That was followed by a methodical 15-play, 80-yard march that chewed up more than eight minutes and bridged into the fourth quarter before Davis plunged in from a yard out for his third touchdown of the game.

Davis ended the afternoon with 108 yards on 15 carries. Gronowski completed 12-of-20 passes for 136 yards, while Jaxon Janke led the receiving corps with four catches for 76 yards.

Overall, the Jackrabbits held a 344-136 advantage in total offense. USD managed only 44 yards through the air as Camp completed only 5-of-12 passes. Theis paced the Coyotes on the ground with 73 yards on 13 carries.

USD picked up only six first downs in the contest, compared to 22 by SDSU, and went 3-of-14 on third-down attempts.



A swarming Jackrabbit defense recorded seven sacks and limited South Dakota to 136 yards of total offense in a 28-3 victory before a sold-out crowd of 19,332.

Adam Bock, Reeder and Jason Freeman each tallied a team-high seven tackles for the Jackrabbits, with Bock notching a pair of sacks and Freeman and Reeder each being credited with one. Reece Winkelman added five stops, including 1.5 sacks.

Stephen Hillis made a game-high 11 tackles for USD.

SCORE BY QUARTERS	1	2	3	4	FINAL
South Dakota (1-4, 0-2)	3	0	0	0	3
South Dakota State (5-1, 3-0)	0	14	7	7	28

### SCORING SUMMARY

1st	11:18	USD	–	Eddie Ogamba 37 yd field goal
2nd	9:29	SDSU	–	Jaxon Janke 28 yd pass from Mark Gronowski (Hunter Dustman kick)
2nd	2:43	SDSU	–	Isaiah Davis 47 yd run (Dustman kick)
3rd	10:26	SDSU	–	Davis 5 yd run (Dustman kick)
4th	14:21	SDSU	–	Davis 1 yd run (Dustman kick)

TEAM STATISTICS	USD	SDSU
FIRST DOWNS	6	22
RUSHES-YARDS (NET)	36-92	43-208
PASSING YDS (NET)	44	136
Passes Att-Comp-Int	12-5-2	21-12-1
TOTAL OFFENSE PLAYS-YARDS	48-136	64-344
Punt Returns-Yards	0-0	2-6
Kickoff Returns-Yards	4-108	0-0
Interception Returns-Yards	1-38	2-0
Punts (Number-Avg)	6-46.5	4-41.5
Fumbles-Lost	0-0	1-1
Penalties-Yards	10-91	6-38
Possession Time	26:09	33:51
Third-Down Conversions	3 of 14	4 of 12
Fourth-Down Conversions	1 of 2	2 of 2
Red-Zone Scores-Chances	1-3	2-2
Sacks By: Number-Yards	0-0	7-28

**RUSHING LEADERS:** USD - Travis Theis 13-73; Shomari Lawrence, 13-39. SDSU - Isaiah Davis 15-108; Amar Johnson 14-53; Mark Gronowski 9-43. **PASSING LEADERS:** USD - Carson Camp 5-12-2 44. SDSU - Mark Gronowski 12-20-1 136; Jadon Janke 0-1-0 0. **RECEIVING LEADERS:** USD - Carter Bell 2-13; Javion Phelps 1-17; J.J. Galbreath 1-8; Jack Martens 1-6. SDSU - Jaxon Janke 4-76; Tyler Feldkamp 3-30; Jadon Janke 2-16; Isaiah Davis 1-6; Mike Morgan 1-4; Zach Heins 1-4. **INTERCEPTIONS:** USD - Josh Manchigiah 1-38. SDSU - Dalys Beanum 1-0; Cale Reeder 1-0. **SACKS:** USD - none. SDSU - Adam Bock 2.0-9; Reece Winkelman 1.5-9; Caden Johnson 1.0-4; Jason Freeman 1.0-2; Cale Reeder 1.0-2; Cade Terveer 0.5-2. **TACKLE LEADERS (UA-A-TOT):** USD - Stephen Hillis 6-5-11; Michael Scott 4-5-9; Josh Manchigiah 4-2-6; Nick Gaes 2-3-5. SDSU - Adam Bock 3-4-7; Jason Freeman 4-3-7; Cale Reeder 6-1-7; Cade Terveer 2-3-5; Reece Winkelman 4-1-5.



# #2/3 SDSU 23, #1/1 NORTH DAKOTA STATE 21

Oct. 15, 2022 • Fargodome (Att.: 18,603)

FARGO, N.D. —South Dakota State dominated the second half, outscoring North Dakota State, 16-0, to pull out a 23-21 victory Saturday afternoon at the Fargodome in a battle between the top-two ranked teams in the Football Championship Subdivision.

The Jackrabbits, ranked second in the Stats Perform media poll and third by the FCS coaches, extended their winning streak to six games in improving to 6-1 overall and 4-0 in the Missouri Valley Football Conference. NDSU, ranked No. 1 in both polls, fell to 5-2 overall and 3-1 in league play. SDSU also ran its winning streak in the Dakota Marker series to three games.

Early on, it appeared as though the game would be a shootout. Both teams scored on their first possessions of the game, with the Bison taking the opening kickoff and marching 75 yards on seven plays, culminating with a 22-yard touchdown pass from Cam Miller to D.J. Hart.

SDSU answered with an 11-play, 75-yard drive of its own that featured Isaiah Davis breaking a number of tackles on his way to the end zone for a 24-yard touchdown run.

The Bison needed only three plays on their next drive, quickly responding with plays of 25 and 29 yards before Miller found paydirt from 6 yards out.

NDSU made it three touchdowns in its first three possessions early in the second quarter. After converting on fourth-and-1 from midfield, Miller looped a pass over the middle to a wide-open Hunter Luepke for a 30-yard touchdown and a 21-7 lead.

Later in the period, the Bison were again knocking on the door, but a Jackrabbit interception in the end zone changed the complexion of the game for the second week in a row. This time, Colby Huerter leaped in front of a Bison receiver on a pass from backup quarterback Cole Payton to thwart the drive and keep SDSU within striking distance.

SDSU continued its recent third-quarter dominance by outscoring Bison, 10-0, with scores on its two drives out of the locker room. Hunter Dustman connected on a 31-yard field goal on the initial drive of the second half and reserve running back Amar Johnson weaved his way through the NDSU defense for a 16-yard touchdown run on its next trip down the field. The Jackrabbits were a combined 4-for-5 on third-down attempts on the two drives and an efficient 7-for-13 for the game.

While the Jackrabbit offense began to click, the SDSU defense also rose to the occasion by holding the Bison to 28 rushing yards in the second half and forcing the Bison to punt three times in pitching a shutout over the final 41 minutes of the contest.

The Jackrabbits pulled to within 21-20 on a 38-yard field goal by Dustman with 10 minutes and 25 seconds to play, then put together the game-winning drive on their next possession. Taking over a their own 41 midway through the quarter, wide receiver Jadon Janke rolled around left end on a forward pitch for a 39-yard gain to the NDSU 20 on the first play of the drive and Johnson carried four plays in a row for 19 more yards to the Bison 1-yard line. However, Isaiah Davis was stopped short of the goal line on third-and-goal, and SDSU opted to take the lead on a field goal, which Dustman delivered from 18 yards out, for a 23-21 advantage with 3:49 to play.

On the ensuing possession, NDSU picked up a pair of first downs to move the ball into Jackrabbit territory at the 49. A short run and three incomplete passes later, the last of which was broken up by Dalys Beanum, sealed the Jackrabbit victory as they were able to run out the clock following a 14-yard run by Gronowski.

SDSU finished with a narrow 359-354 advantage in total offense as Davis rushed 14 times for 114 yards and Johnson ended the afternoon with 89 yards on 12 carries. Gronowski completed 16-of-21 passes for 152 yards,



Reserve running back Amar Johnson featured prominently in the Jackrabbits' second-half comeback at North Dakota State, scoring on a 16-yard touchdown run in the third quarter en route to 89 yards on 12 carries. He also caught two passes for 19 yards.

with Jadon Janke leading the receiving corps with seven catches for 83 yards.

Miller, who started the game by completing his first 13 pass attempts, finished 17-of-22 passing for 227 yards. Zach Mathis caught five passes for 53 yards, while Luepke rushed 15 times for 58 yards.

Adam Bock led the resurgent Jackrabbit defense with seven tackles, followed by six stops by Isaiah Stalbird.

SCORE BY QUARTERS	1	2	3	4	FINAL
South Dakota State (6-1, 4-0)	7	0	10	6	23
North Dakota State (5-2, 3-1)	14	7	0	0	21

## SCORING SUMMARY

1st	11:07	NDSU	- D.J. Hart 22 yd pass from Cam Miller (Griffin Crosa kick)
1st	4:21	SDSU	- Isaiah Davis 24 yd run (Hunter Dustman kick)
1st	3:02	NDSU	- Miller 6 yd run (Crosa kick)
2nd	11:08	NDSU	- Hunter Luepke 30 yd pass from Miller (Crosa kick)
3rd	10:47	SDSU	- Dustman 31 yd field goal
3rd	3:03	SDSU	- Amar Johnson 16 yd run (Dustman kick)
4th	10:25	SDSU	- Dustman 38 yd field goal
4th	3:49	SDSU	- Dustman 18 yd field goal

## TEAM STATISTICS

	SDSU	NDSU
FIRST DOWNS	18	17
RUSHES-YARDS (NET)	37-207	29-127
PASSING YDS (NET)	152	227
Passes Att-Comp-Int	21-16-0	23-17-1
TOTAL OFFENSE PLAYS-YARDS	58-359	52-354
Punt Returns-Yards	0-0	3-13
Kickoff Returns-Yards	0-0	3-71
Interception Returns-Yards	1-18	0-0
Punts (Number-Avg)	3-42.7	4-39.2
Fumbles-Lost	1-0	1-0
Penalties-Yards	7-40	5-57
Possession Time	34:35	25:25
Third-Down Conversions	7 of 13	4 of 10
Fourth-Down Conversions	0 of 0	1 of 2
Red-Zone Scores-Chances	4-4	1-2
Sacks By: Number-Yards	0-0	3-23

**RUSHING LEADERS:** SDSU - Isaiah Davis 14-114; Amar Johnson 12-89; Josh Buri 1-3; Mark Gronowski 9-2. NDSU - Hunter Luepke 15-58; Dominic Gonnella 3-25; Cam Miller 8-19; Cole Payton 1-16; TaMerik Williams 1-5; T.K. Marshall 1-4. **PASSING LEADERS:** SDSU - Mark Gronowski 16-21-0 152. NDSU - Cam Miller 17-22-0 227; Cole Payton 0-1-1 0. **RECEIVING LEADERS:** SDSU - Jadon Janke 7-83; Jaxon Janke 4-27; Zach Heins 2-20; Amar Johnson 2-19; Canyon Bauer 1-3. NDSU - Zach Mathis 5-53; D.J. Hart 4-59; Joe Stoffel 2-18; TaMerik Williams 2-12. **INTERCEPTIONS:** SDSU - Colby Huerter 1-18. NDSU - none. **SACKS:** SDSU - none. NDSU - Marques Sigle 1.0-8; Spencer Waage 1.0-8; Luke Weerts 1.0-7. **TACKLE LEADERS (UA-A-TOT):** SDSU - Adam Bock 1-6-7; Isaiah Stalbird 5-1-6; Colby Huerter 3-2-5; Graham Spalding 1-4-5. NDSU - Michael Tutisie 3-6-9; James Kaczor 4-3-7; Luke Weerts 3-4-7; Nick Kubitz 4-1-5; Destin Talbert 3-2-5.

# #1/1 SDSU 49, #20 NORTH DAKOTA 20

Oct. 22, 2022 • Alerus Center (Att.: 11,067)

GRAND FORKS, N.D. — For the second week in a row the top-ranked South Dakota State football team was on the ropes early on the road, but once again the Jackrabbits owned the second half to down 20th-ranked North Dakota, 49-35, at the Alerus Center.

SDSU scored 35 consecutive points in the middle portion of the game, including a 21-0 outburst in the third quarter to run its winning streak to seven and improve to 7-1 overall. Coupled with Southern Illinois' loss at South Dakota, the Jackrabbits took over sole possession of first place in the Missouri Valley Football Conference with a 5-0 mark.

UND dropped to 4-3 overall and 3-2 in the MVFC.

The Fighting Hawks built a 14-0 lead in the first seven minutes of the game. UND took the opening kickoff and finished a six-play, 75-yard drive with a 10-yard touchdown pass from Tommy Schuster to Bo Belquist.

Belquist set up the next Fighting Hawk touchdown with a 61-yard punt return to the SDSU 11. Five plays later, backup quarterback Quincy Vaughn plunged in from a yard out.

With UND looking to go up three scores on its next possession, the Jackrabbits were able to stem the tide as DyShawn Gales picked off a pass and rolled 31 yards to the end zone to cut the deficit to 14-7 with 4:20 to play in the first half.

The two squads traded touchdowns in the second quarter, although UND went back up by 14 on a 2-yard touchdown run by Tyler Hoosman that came after a 34-yard flea flicker pass from Schuster to Jack Wright.

What followed was a Jackrabbit avalanche.

SDSU put together its best offensive drive of the first half in the closing minutes, covering 75 yards on eight plays, with the final 32 yards coming on a touchdown pass from Mark Gronowski to Tucker Kraft, the latter of whom returned to the lineup after missing the last six games due to injury.

SDSU put together a six-play, 66-yard touchdown drive to open the second half and knot the game at 21-all. Jaxon Janke, who had an 18-yard reception earlier in the drive, capped the march with a 10-yard catch and run.

A flurry of more big plays followed, starting with a 58-yard punt return by Jadon Janke to the UND 8-yard line that led to a 2-yard touchdown pass from Gronowski to Zach Heins for the Jackrabbits' first lead of the game at 28-21.

On the Fighting Hawks' first play from scrimmage on the ensuing drive, Quinton Hicks forced a fumble and Isaiah Stalbird's recovery and 8-yard return to the UND 17 produced another short field for the Jackrabbits. First, Gronowski caught a throw-back pass from Jadon Janke for 16 yards, then the sophomore quarterback scored from a yard out on the next play.

Gronowski would score again on a 10-yard run early in the fourth quarter and Amar Johnson added a 1-yard touchdown run midway through the final stanza to close out the Jackrabbits' scoring.

The Fighting Hawks scored a pair of touchdowns in the fourth quarter on a 9-yard Schuster run and their second blocked punt of the game resulted in an 11-yard touchdown.

Gronowski accounted for a career-high five touchdowns — three passing and two rushing — and finished the game 15-of-20 passing for 197 yards. He also gained 20 yards on six carries while Johnson, playing in place of an injured Isaiah Davis, led SDSU with 71 yards on 14 carries.

Jadon Janke tallied five catches for 86 yards, with Kraft adding three receptions for 53 yards. Kraft also returned an onside kick 30 yards to set up SDSU's final score of the contest.

UND finished with a 365-308 advantage in total offense as Schuster completed 27-of-39 passes for 291 yards, but was sacked five times. Hoosman carried 15 times for 44 yards.



DyShawn Gales returned a first-quarter interception 31 yards for a touchdown to help top-ranked South Dakota State erase an early 14-0 deficit at North Dakota. The Jackrabbits forced three turnovers in the 49-35 road win.

Stalbird and Jason Freeman each were credited with eight tackles to lead the Jackrabbits.

SCORE BY QUARTERS	1	2	3	4	FINAL
South Dakota State (7-1, 5-0)	7	7	21	14	49
North Dakota (4-3, 3-2)	14	7	0	0	21

## SCORING SUMMARY

1st	12:20	UND	– Bo Belquist 10 yd pass from Tommy Schuster (Brady Stevens kick)
1st	8:06	UND	– Quincy Vaughn 1 yd run (Stevens kick)
1st	4:20	SDSU	– DyShawn Gales 31 yd interception return (Hunter Dustman kick)
2nd	5:28	UND	– Tyler Hoosman 2 yd run (Stevens kick)
2nd	1:55	SDSU	– Tucker Kraft 32 yd pass from Mark Gronowski (Dustman kick)
3rd	11:48	SDSU	– Jaxon Janke 10 yd pass from Gronowski (Dustman kick)
3rd	7:11	SDSU	– Zach Heins 2 yd pass from Gronowski (Dustman kick)
3rd	6:42	SDSU	– Gronowski 1 yd run (Dustman kick)
4th	10:32	SDSU	– Gronowski 10 yd run (Dustman kick)
4th	6:44	UND	– Schuster 9 yd run (Stevens kick)
4th	6:14	SDSU	– Amar Johnson 1 yd run (Dustman kick)
4th	1:10	UND	– Marcus Vaughn-Jones 11 yd blocked punt return (Stevens kick)

TEAM STATISTICS	SDSU	UND
FIRST DOWNS	15	22
RUSHES-YARDS (NET)	25-95	38-74
PASSING YDS (NET)	213	291
Passes Att-Comp-Int	22-17-0	40-27-2
TOTAL OFFENSE PLAYS-YARDS	47-308	78-365
Punt Returns-Yards	1-58	3-90
Kickoff Returns-Yards	2-58	2-53
Interception Returns-Yards	2-31	0-0
Punts (Number-Avg)	5-28.6	4-35.8
Fumbles-Lost	0-0	2-1
Penalties-Yards	7-73	1-10
Possession Time	23:40	36:20
Third-Down Conversions	3 of 8	8 of 17
Fourth-Down Conversions	0 of 0	1 of 3
Red-Zone Scores-Chances	5-5	4-4
Sacks By: Number-Yards	5-38	1-6

**RUSHING LEADERS:** SDSU - Amar Johnson 14-71; Mark Gronowski 6-20; Mike Morgan 1-3; Angel Johnson 1-2; Josh Buri 1-1. UND - Tyler Hoosman 15-44; Tommy Schuster 15-21; Isaiah Smith 5-7; Quincy Vaughn 3-2. **PASSING LEADERS:** SDSU - Mark Gronowski 15-20-0 197; Jadon Janke 1-1-0 16; Keaton Heide 1-1-0 0. UND - Tommy Schuster 27-39-2 291. **RECEIVING LEADERS:** SDSU - Jadon Janke 5-86; Tucker Kraft 5-53; Jaxon Janke 3-33; Zach Heins 2-9. UND - Bo Belquist 6-82; Jack Wright 4-44; Tyler Hoosman 4-42; Red Wilson 3-24; Isaiah Smith 3-16. **INTERCEPTIONS:** SDSU - DyShawn Gales 1-31; Malik Lofton 1-0. UND - none. **SACKS:** SDSU - Jarod DePriest 1.0-18; Colby Huerter 1.0-10; Reece Winkelman 1.0-6; Caleb Sanders 1.0-3; Quinton Hicks 1.0-1. UND - Wyatt Pedigo 1.0-6. **TACKLE LEADERS (UA-A-TOT):** SDSU - Isaiah Stalbird 8-0-8; Jason Freeman 6-2-8; Payton Shafer 5-1-6; Graham Spalding 4-1-5. UND - Kadon Kauppinen 1-6-7; Wyatt Pedigo 4-2-6; Caden White 4-1-5; C.J. Siegel 4-0-4.



# #1/1 SDSU 49, INDIANA STATE 7

Oct. 29, 2022 • Dana J. Dykhouse Stadium (Att.: 19,041)

South Dakota State scored touchdowns on each of its first seven offensive possessions to roll past Indiana State, 49-7, before a Hobo Day crowd of 19,041 at Dana J. Dykhouse Stadium.

With their eighth consecutive victory, the top-ranked Jackrabbits improved to 8-1 overall and remained alone atop the Missouri Valley Football Conference standings at 6-0. Indiana State dropped to 1-7 overall and 0-5 in league play.

SDSU used a mix of running and passing throughout the day to rack up 409 yards of total offense. The first three Jackrabbit touchdowns all came on the ground as junior running back Isaiah Davis bookended scoring runs of 4 and 10 yards around a 2-yard run by quarterback Mark Gronowski for a 21-0 lead a minute into the second quarter. Gronowski's touchdown run came after a 49-yard punt return by Jaxon Janke, while Davis' second score was set up by an interception by Jackrabbit cornerback Dalys Beanum.

Indiana State scored its lone touchdown of the game on a 25-yard pass from Cade Chambers to Harry Van Dyne with 9:43 remaining in the second quarter, but the Jackrabbits turned to the passing game for a pair of scores to close out the first half for a 35-7 advantage. Gronowski connected with Jadon Janke on an 11-yard scoring strike and later directed the offense in the final minute of the half by completing 6-of-7 pass attempts for 61 yards, the last two yards coming on a touchdown pass to tight end Mike Morgan.

It was more of the same in the third quarter as the Jackrabbits put two more touchdowns on the board. Tucker Kraft continued his comeback from injury by scoring on a 21-yard catch and run from Gronowski on the opening drive of the half, marking his second touchdown in as many games.

Amar Johnson, who led SDSU in the rushing department with 75 yards on 10 carries, capped the scoring with a 2-yard touchdown run later in the third quarter.

Gronowski ended the day 22-of-28 passing and connected with eight different receivers for 233 yards. Jaxon Janke tallied five catches for 82 yards, with Kraft adding five catches for 59 yards. Fellow tight end Zach Heins contributed four receptions for 38 yards.

For Indiana State, Chambers completed 11-of-24 passes for 114 yards, with Dante Hendrix leading the Sycamores with four catches for 41 yards. Justin Dinka paced the ground game with 52 yards on 16 carries.

Jason Freeman led a Jackrabbit defense, which limited Indiana State to 260 yards of total offense, with 10 tackles. Saiveon Williamson contributed five stops.

SCORE BY QUARTERS	1	2	3	4	FINAL
Indiana State (1-7, 0-5)	0	7	0	0	7
South Dakota State (8-1, 6-0)	14	21	14	0	49

## SCORING SUMMARY

1st	9:31	SDSU	Isaiah Davis 4 yd run (Hunter Dustman kick)
1st	1:52	SDSU	Mark Gronowski 2 yd run (Dustman kick)
2nd	14:13	SDSU	Davis 10 yd run (Dustman kick)
2nd	9:43	INS	Harry Van Dyne 25 yd pass from Cade Chambers (Ryan O'Grady kick)
2nd	5:19	SDSU	Jadon Janke 11 yd pass from Gronowski (Dustman kick)
2nd	00:03	SDSU	Mike Morgan 2 yd pass from Gronowski (Dustman kick)
3rd	10:56	SDSU	Tucker Kraft 21 yd pass from Gronowski (Dustman kick)
3rd	4:50	SDSU	Amar Johnson 2 yd run (Dustman kick)



Tight end Tucker Kraft continued his comeback from injury by catching five passes for 59 yards, including a 21-yard touchdown in the third quarter, as the Jackrabbits posted a 49-7 Hobo Day victory over Indiana State.

TEAM STATISTICS	INS	SDSU
FIRST DOWNS	15	24
RUSHES-YARDS (NET)	34-106	31-162
PASSING YDS (NET)	154	247
Passes Att-Comp-Int	32-13-1	31-25-0
TOTAL OFFENSE PLAYS-YARDS	66-260	62-409
Punt Returns-Yards	1-13	2-50
Kickoff Returns-Yards	0-0	3-71
Interception Returns-Yards	0-0	0-0
Punts (Number-Avg)	3-38.0	2-49.0
Fumbles-Lost	2-1	0-0
Penalties-Yards	2-27	8-54
Possession Time	29:18	30:42
Third-Down Conversions	3 of 15	6 of 9
Fourth-Down Conversions	5 of 8	1 of 1
Red-Zone Scores-Chances	0-1	6-6
Sacks By: Number-Yards	0-0	1-4

**RUSHING LEADERS:** INS - Justin Dinka 16-52; Tee Hodge 13-30; Geoffrey Brown 1-29. SDSU - Amar Johnson 10-75; Isaiah Davis 7-37; Angel Johnson 5-32; Mark Gronowski 2-9; Josh Buri 2-6; Keaton Heide 2-4; Tucker Kraft 1-2. **PASSING LEADERS:** INS - Cade Chambers 11-24-1 114; Gavin Screws 2-8-0 40. SDSU - Mark Gronowski 22-28-0 233; Keaton Heide 3-3-0 14. **RECEIVING LEADERS:** INS - Dante Hendrix 4-41; Harry Van Dyne 3-39; Tee Hodge 2-29. SDSU - Jaxon Janke 5-82; Tucker Kraft 5-59; Zach Heins 4-38; Amar Johnson 2-22; Jadon Janke 2-20; Mike Morgan 2-10; Landon Wolf 2-10. **INTERCEPTIONS:** INS - none. SDSU - Dalys Beanum 1-10. **SACKS:** INS - none. SDSU - Quinton Hicks 1.0-4. **TACKLE LEADERS (JA-A-TOT):** INS - Rylan Cole 5-2-7; Michael Lufile 4-2-6; Bilhal Kone 4-0-4; Omar Jackson 4-0-4; Geoffrey Brown 3-1-4; Maddix Blackwell 3-1-4; Garret Ollendieck 2-2-4; Johnathan Edwards 2-2-4. SDSU - Jason Freeman 4-6-10; Saiveon Williamson 4-1-5; Payton Shafer 2-2-4; Quinton Hicks 2-1-3; Adam Kusler 2-1-3; Brian Williams 1-2-3; Isaiah Stalbird 1-2-3..

# #1/1 SDSU 31, NORTHERN IOWA 28

Nov. 5, 2022 • UNI-Dome (Att.: 9,449)

CEDAR FALLS, Iowa — South Dakota State's Hunter Dustman booted a 26-yard field goal with no time left on the clock, lifting the top-ranked Jackrabbits to a 31-28 victory over Northern Iowa and securing at least a share of the Missouri Valley Football Conference title.

The Jackrabbits, who tied a school record with their ninth consecutive victory, improved to 9-1 overall and remained undefeated in league play with a 7-0 mark. SDSU also will receive the MVFC's automatic berth into the Football Championship Subdivision playoffs, marking the program's 11th consecutive postseason appearance.

UNI, which was receiving votes in both the Stats Perform media poll and AFCA coaches' poll, fell to 5-5 overall and 4-3 in the MVFC.

Dustman's heroics came after the Jackrabbits forced UNI to punt after Caleb Sanders recorded his third sack of the game and the fifth by SDSU in the contest. Jadon Janke fielded a line-drive punt at his own 42 and returned it 19 yards to the Panthers' 39 with 1 minute and 8 seconds remaining and the game tied at 28-all.

SDSU advanced the ball on the ground to the UNI 18, but Dustman's first attempt against a heavy rush at a 35-yard field goal was hooked to the left as time expired. However, the Panthers were flagged for leaping, which moved the ball to the 9 for an untimed down. This time, Dustman split the uprights from 26 yards out for his third field goal of the game and his second game-winning kick of the season.

A junior from East Bethel, Minnesota, Dustman gave the Jackrabbits a 3-0 lead on a 23-yard field goal in the first quarter and connected on a career-long 45-yarder on the final play of the first half for a 20-14 SDSU lead at intermission.

SDSU went up by two scores at 28-14 on the opening drive of the second half, putting together a nine-play, 72-yard drive that culminated with a 16-yard touchdown run by Amar Johnson. Isaiah Davis added the two-point conversion on a pass from Mark Gronowski.

Northern Iowa came back to tie the game behind the play of quarterback Theo Day, who tossed a 21-yard touchdown pass to Logan Wolf in the third quarter and ran for a 2-yard game-tying score with 4:41 to play in the fourth quarter. Day ended the day 16-of-30 passing for 270 yards, but was intercepted twice.

UNI gained its only lead of the game at 7-3 in the first minute of the second quarter, when Vance McShane was stacked up at the line of scrimmage but bounced outside around right end for a 34-yard touchdown run.

The Jackrabbits came back with touchdowns on their next two drives for a 17-7 lead. Isaiah Davis plunged in from a yard out for the first score, while Jadon Janke caught a 22-yard touchdown from Gronowski after he gave SDSU great field position after a 20-yard punt return. A 57-yard catch and run by tight end Tucker Kraft set up Davis' score.

Janke tallied 78 yards on five punt returns and another 18 yards on a kickoff return. His touchdown catch was his only reception of the game.

UNI trimmed the deficit back to 17-14 on a 22-yard touchdown pass from Day to Desmond Hutson with 92 seconds remaining in the first half, but the Jackrabbits worked the two-minute drill to perfection to push the lead back to six at the close of the first half.

SDSU finished with a 427-358 advantage in total offense as Gronowski completed 21-of-34 passes for 263 yards. Davis carried 24 times for 105 yards and added five catches for 34 yards. Kraft and Jaxon Janke each finished with four catches for 69 and 60 yards, respectively.



Hunter Dustman kicked a 26-yard field goal with no time remaining in the game to lift South Dakota State to a 31-28 victory at Northern Iowa that clinched at least a share of the Missouri Valley Football Conference title for the Jackrabbits.

Jason Freeman was credited with six tackles, including a sack, to lead the Jackrabbit defense. UNI's Korby Sander registered a game-high 14 tackles, followed by 13 from Spencer Cuvelier.

SCORE BY QUARTERS	1	2	3	4	FINAL
South Dakota State (9-1, 7-0)	3	17	8	3	31
Northern Iowa (5-5, 4-3)	0	14	7	7	28

## SCORING SUMMARY

1st	6:27	SDSU	—	Hunter Dustman 23 yd field goal
2nd	14:12	UNI	—	Vance McShane 34 yd run (Matthew Cook kick)
2nd	10:30	SDSU	—	Isaiah Davis 1 yd run (Dustman kick)
2nd	7:48	SDSU	—	Jadon Janke 22 yd pass from Mark Gronowski (Dustman kick)
2nd	1:32	UNI	—	Desmond Hutson 22 yd pass from Theo Day (Cook kick)
2nd	00:00	SDSU	—	Dustman 45 yd field goal
3rd	10:59	SDSU	—	Amar Johnson 16 yd run (Davis pass from Gronowski)
3rd	8:33	UNI	—	Logan Wolf 21 yd pass from Day (Cook kick)
4th	4:41	UNI	—	Day 2 yd run (Cook kick)
4th	00:00	SDSU	—	Dustman 26 yd field goal

TEAM STATISTICS	SDSU	UNI
FIRST DOWNS	22	18
RUSHES-YARDS (NET)	39-164	29-88
PASSING YDS (NET)	263	270
Passes Att-Comp-Int	34-21-1	30-16-2
TOTAL OFFENSE PLAYS-YARDS	73-427	59-358
Punt Returns-Yards	5-78	0-0
Kickoff Returns-Yards	1-18	1-24
Interception Returns-Yards	2-0	1-0
Punts (Number-Avg)	6-39.7	6-45.0
Fumbles-Lost	0-0	0-0
Penalties-Yards	10-74	8-59
Possession Time	33:36	26:24
Third-Down Conversions	10 of 17	4 of 12
Fourth-Down Conversions	0 of 0	1 of 1
Red-Zone Scores-Chances	4-4	1-1
Sacks By: Number-Yards	5-39	0-0

**RUSHING LEADERS:** SDSU - Isaiah Davis 24-105; Amar Johnson 11-39; Mark Gronowski 4-20. UNI - Vance McShane 8-62; Dom Williams 11-41. **PASSING LEADERS:** SDSU - Mark Gronowski 21-34-1 263. UNI - Theo Day 16-30-2 270. **RECEIVING LEADERS:** SDSU - Isaiah Davis 5-34; Tucker Kraft 4-69; Jaxon Janke 4-60; Zach Heins 3-32; Amar Johnson 2-16. UNI - Sam Schnee 4-69; Logan Wolf 4-46; Deion McShane 3-40; Sergio Morancy 2-65; Desmond Hutson 2-28. **INTERCEPTIONS:** SDSU - Chase Norblade 1-0; Cale Reeder 1-0. UNI - Benny Sapp 1-0. **SACKS:** SDSU - Caleb Sanders 3.0-30; Jason Freeman 1.0-7; Cade Terveer 1.0-2. UNI - none. **TACKLE LEADERS (UA-A-TOT):** SDSU - Jason Freeman 4-2-6; Malik Lofton 3-1-4; Caleb Sanders 3-1-4; Isaiah Stalbird 1-3-4; Payton Shafer 0-4-4. UNI - Korby Sander 4-10-14; Spencer Cuvelier 4-9-13; Bryce Flater 5-6-11; Woo Governor 5-4-9; Stefan Back II 3-5-8; Benny Sapp 4-3-7; Edwin Dearman 4-2-6.



## #1/1 SDSU 31, ILLINOIS STATE 7

Nov. 12, 2022 • Dana J. Dykhouse Stadium (Att.: 8,160)

Top-ranked South Dakota State displayed a swarming defense throughout the day and the offense found its stride in the second quarter for a Jackrabbit squad that completed a perfect season in Missouri Valley Football Conference play with a 31-7 victory over Illinois State at Dana J. Dykhouse Stadium.

With their school-record 10th consecutive victory, the Jackrabbits improved to 10-1 overall and 8-0 in league play. Illinois State dropped to 5-5 overall and 3-4 in the MVFC.

SDSU spotted Illinois State a 7-0 lead late in the first quarter when the Redbirds' Dillon Gearhart blocked a punt that was recovered in the end zone by Sy Dabney.

The Jackrabbits responded with scores on each of their next three drives to take a 13-7 lead into intermission. On the first play of the second quarter, Mark Gronowski hooked up with Jadon Janke deep downfield for a 51-yard pass play that put the ball at the Illinois State 10. However, SDSU could only come away with a field goal as Hunter Dustman put the Jackrabbits on the board with a 22-yard field goal.

SDSU and Gronowski turned to a power running game on the next possession as the sophomore quarterback rushed for gains of 8 and 14 yards on third-down plays to extend the drive, that capped a 14-play, 79-yard march with a 6-yard scamper up the middle on another third-down attempt for the Jackrabbits' first touchdown of the game and a 10-7 lead.

Dustman later matched his career-long field goal with a 45-yarder, making the second week in a row he connected from that distance on the final play of the first half.

Illinois State mustered only seven offensive plays for 25 yards in the second quarter. The Redbirds were held to 100 total yards in the game, marking the lowest total by an SDSU defense since giving up only 90 yards to Indiana State on Sept. 19, 2009.

It was more of the same for the Jackrabbits in the third as they scored two more touchdowns on short fields after Illinois State miscues. Following an interception by DyShawn Gales, SDSU needed only four plays to cash in. A 43-yard pass from Gronowski to Janke was followed by an 8-yard touchdown run by Isaiah Davis.

Then, after Illinois State punted into its own player with the ball coming to rest at the Redbird 30, Gronowski fired a 7-yard touchdown pass to Zach Heins in the final minute of the quarter.

Dustman closed out the scoring with his third field goal of the day, a 35-yarder midway through the fourth quarter.

In not allowing an offensive touchdown, the Jackrabbit defense held Illinois State to 100 yards of total offense and forced the Redbirds to punt nine times.

SDSU racked up 431 yards of total offense, with Gronowski completing 20-of-28 passes for 283 yards. Jadon Janke tallied a career-high 129 yards on five receptions, while twin brother, Jadon, added four receptions for 67 yards. Tucker Kraft hauled in a game-high six passes for 44 yards.

Davis led the Jackrabbit rushing attack with 50 yards on 16 carries.

Illinois State quarterback Tommy Rittenhouse finished the afternoon 9-of-20 passing for 55 yards and also was the leading ball-carrier with nine carries for 18 yards.

Jason Freeman paced the SDSU defense with seven tackles, including a sack, while linebacker Saiveon Williamson added four tackles and a pass breakup in his first career start.

Jeff Bowens and Zeke Vandenburg each made 10 tackles for Illinois State, with Vandenburg notching three sacks and four tackles for loss.



The South Dakota State defense limited Illinois State to 100 yards of total offense and did not allow an offensive touchdown in closing out a perfect season in Missouri Valley Football Conference action with a 31-7 victory on Nov. 12.

SCORE BY QUARTERS	1	2	3	4	FINAL
Illinois State (5-5, 3-4)	7	0	0	0	7
South Dakota State (10-1, 8-0)	0	13	15	3	31

### SCORING SUMMARY

1st	1:40	ILS	-	Sy Dabney 0 yd blocked punt return (Ian Wagner kick)
2nd	12:40	SDSU	-	Hunter Dustman 22 yd field goal
2nd	3:11	SDSU	-	Mark Gronowski 6 yd run (Dustman kick)
2nd	00:00	SDSU	-	Dustman 45 yd field goal
3rd	7:09	SDSU	-	Isaiah Davis 8 yd run (Gronowski run)
3rd	00:52	SDSU	-	Zach Heins 7 yd pass from Gronowski (Dustman kick)
4th	6:38	SDSU	-	Dustman 35 yd field goal

TEAM STATISTICS	ILS	SDSU
FIRST DOWNS	7	22
RUSHES-YARDS (NET)	22-45	43-148
PASSING YDS (NET)	55	283
Passes Att-Comp-Int	20-9-1	29-20-1
TOTAL OFFENSE PLAYS-YARDS	42-100	72-431
Punt Returns-Yards	1-18	0-0
Kickoff Returns-Yards	3-65	0-0
Interception Returns-Yards	1-0	1-(-2)
Punts (Number-Avg)	9-33.1	3-27.3
Fumbles-Lost	0-0	1-1
Penalties-Yards	4-22	5-40
Possession Time	20:26	39:34
Third-Down Conversions	2 of 12	7 of 14
Fourth-Down Conversions	0 of 0	2 of 2
Red-Zone Scores-Chances	0-0	6-6
Sacks By: Number-Yards	3-16	2-19

**RUSHING LEADERS:** ILS - Tommy Rittenhouse 9-18; Wenkers Wright 9-16; Rasha Lampkin 4-11.

SDSU - Isaiah Davis 16-50; Amar Johnson 8-39; Angel Johnson 3-35; Mark Gronowski 13-25.

**PASSING LEADERS:** ILS - Tommy Rittenhouse 9-20-1 55. SDSU - Mark Gronowski 20-28-1 283.

**RECEIVING LEADERS:** ILS - Dante Sobkowicz 4-32; Wenkers Wright 3-9. SDSU - Tucker Kraft

6-44; Jadon Janke 5-129; Jaxon Janke 4-67; Isaiah Davis 3-33; Zach Heins 2-10. **INTERCEPTIONS:** ILS - Zeke Vandenburg 1-0. SDSU - DyShawn Gales 1-(-2). **SACKS:** ILS - Zeke Vandenburg 3-0-16. SDSU - Jason Freeman 1-0-12; Cade Terveer 1-0-7. **TACKLE LEADERS (UA-A-TOT):** ILS - Jeff Bowens 8-2-10; Zeke Vandenburg 6-4-10; Dillon Gearhart 5-4-9; Kenton Wilhoit 4-4-8; Keondre Jackson 5-2-7. SDSU - Jason Freeman 5-2-7; Saiveon Williamson 2-2-4; Chase Norblade 2-1-3; Cale Reeder 2-1-3; Jarod DePriest 1-2-3.

## INDIVIDUAL

**RUSHING ATTEMPTS:** 35, by Kyle Minett, at Montana, 11-28-2009  
**RUSHING YARDS:** ^295, by Zach Zenner, vs. Eastern Illinois, 11-24-2012  
**RUSHING AVERAGE (MIN. 10 ATT.):** 15.6 yards per carry (10-156), by Isaiah Davis, vs. Holy Cross, 4-24-2021  
**RUSHING TOUCHDOWNS:** 4, by Zach Zenner, at Montana State, 11-29-2014  
**LONG RUSH:** 87 yards (for TD), by Zach Zenner, at Northern Arizona, 11-30-2013  
**PASS ATTEMPTS:** 43, by Taryn Christion, at Montana, 11-28-2015, and at James Madison, 12-16-2017  
**PASS COMPLETIONS:** 26, by Austin Sumner, at Eastern Washington, 12-7-2013  
**YARDS PASSING:** 315, by Austin Sumner, at Eastern Washington, 12-7-2013  
**TOUCHDOWN PASSES:** 3, by Thomas O'Brien, at Montana, 11-28-2009; by Taryn Christion, vs. Northern Iowa, 12-2-2017, and by Mark Gronowski, vs. Holy Cross, 4-24-2021  
**RECEPTIONS:** 11, by Trevor Tiefenthaler, at Eastern Washington, 12-7-2013  
**YARDS RECEIVING:** 140, by Jake Wieneke, vs. New Hampshire, 12-9-2017  
**RECEIVING AVERAGE (MIN. 4 REC.):** 21.3 yards, by Jake Wieneke, at Montana, 11-28-2015  
**RECEIVING TOUCHDOWNS:** 3, by Colin Cochart, at Montana, 11-28-2009  
**LONG RECEPTION:** 69 yards (for TD), by Zach Zenner, at Montana State, 11-29-2014  
**ALL-PURPOSE YARDS:** 324 (252 rushing, 72 receiving), by Zach Zenner, at Montana State, 11-29-2014  
**TOTAL OFFENSE:** 331 yards (315 passing, 16 receiving), by Austin Sumner, at Eastern Washington, 12-7-2013  
**FIELD GOALS MADE:** 3, by Justin Syrovatka, vs. Eastern Illinois, 11-24-2012, and by Chase Vinatieri, vs. Northern Iowa, 12-2-2017  
**FIELD GOALS ATTEMPTED:** 3, by Justin Syrovatka, vs. Eastern Illinois, 11-24-2012; by Chase Vinatieri, vs. Northern Iowa, 12-2-2017, and by Cole Frahm, vs. UC Davis, 11-27-2021  
**LONG FIELD GOAL:** 55 yards, by Chase Vinatieri, vs. Northern Iowa, 12-2-2017  
**PUNTS:** 9, by Brady Hale, at Montana, 11-28-2015  
**PUNTING AVERAGE (MIN. 2 ATT.):** 47.7 yards (3 punts), by Ben Dinkel, vs. Delaware, 5-8-2021  
**LONG PUNT:** 61 yards, by Brady Hale, vs. Villanova, 12-3-2016, and by Ben Dinkel, vs. Delaware, 5-8-2021  
**PUNT RETURNS:** 5, by Je Ryan Butler, at Northern Arizona, 11-30-2013  
**PUNT RETURN YARDS:** 90, by Je Ryan Butler, at Northern Arizona, 11-30-2013  
**LONG PUNT RETURN:** 80 yards, by Je Ryan Butler, at North Dakota State, 12-6-2014  
**KICKOFF RETURNS:** 5, by Tyrel Kool, at Montana, 11-28-2009  
**KICKOFF RETURN YARDS:** 115 (2 returns), by Cade Johnson, vs. New Hampshire, 12-9-2017  
**LONG KICKOFF RETURN:** 99 yards (for TD), by Cade Johnson, vs. New Hampshire, 12-9-2017  
**TACKLES:** 18, by Ross Shafrath, at North Dakota State, 12-1-2012  
**TACKLES FOR LOSS:** 4.0, by Chase Douglas, at Northern Arizona, 11-30-2013  
**SACKS:** 2.5, by Ryan Earith, vs. Northern Iowa, 12-7-2019, and by Reece Winkelman, vs. Delaware, 5-8-2021  
**INTERCEPTIONS:** 3, by Dalys Beanum, vs. UC Davis, 11-27-2021  
**LONG INTERCEPTION RETURN:** 65 yards, by Christian Rozeboom, at James Madison, 12-16-2017  
**PASS BREAKUPS:** 3, by Don Gardner, vs. Sam Houston, 5-16-2021  
**LONG FUMBLE RETURN:** 45 yards, by Winston Wright, vs. Eastern Illinois, 11-24-2012

^ tied school record



Tight end Colin Cochart caught three touchdown passes in the Jackrabbits' first-ever Football Championship Subdivision playoff game, Nov. 28, 2009, at Montana.

## TEAM

**POINTS SCORED:** 58, vs. Eastern Illinois, 11-24-2012  
**MOST POINTS-QUARTER:** 24 (2nd Quarter), vs. Eastern Illinois, 11-24-2012  
**FIRST DOWNS:** 29, vs. Eastern Illinois, 11-24-2012  
**RUSHING ATTEMPTS:** 53, vs. Eastern Illinois, 11-24-2012  
**RUSHING YARDS:** 446, vs. UC Davis, 11-27-2021  
**AVERAGE PER RUSH:** 10.6 yards per carry, vs. UC Davis, 11-27-2021  
**RUSHING TOUCHDOWNS:** 6, vs. Eastern Illinois, 11-24-2012  
**PASS ATTEMPTS:** 48, at James Madison, 12-16-2017  
**PASS COMPLETIONS:** 26, at Eastern Washington, 12-7-2013  
**YARDS PASSING:** 315, at Eastern Washington, 12-7-2013  
**YARDS PER ATTEMPT:** 11.4, vs. Southern Illinois, 5-2-2021  
**YARDS PER COMPLETION:** 20.3, vs. Southern Illinois, 5-2-2021  
**TOUCHDOWN PASSES:** 3, four times (last: vs. UC Davis, 11-27-2021)  
**TOTAL OFFENSE:** 580 yards (434 rushing, 146 passing), vs. Eastern Illinois, 11-24-2012  
**TOTAL PLAYS:** 84, at Montana, 11-28-2015  
**AVERAGE GAIN PER PLAY:** 9.1 yards, vs. UC Davis, 11-27-2021  
**SACKS:** 7, at Northern Arizona, 11-30-2013, and vs. Delaware, 5-8-2021  
**INTERCEPTIONS FORCED:** ^6, vs. UC Davis, 11-27-2021  
**PENALTIES:** 10, at Montana, 11-28-2009  
**PENALTY YARDS:** 75, at Montana, 11-28-2009  
**FUMBLES:** 4, at James Madison, 12-16-2017  
**FUMBLES LOST:** 4, at James Madison, 12-16-2017  
**TIME OF POSSESSION-GAME:** 37:03, vs. Eastern Illinois, 11-24-2012  
**TIME OF POSSESSION-QUARTER:** 11:04 (1st Quarter), vs. Duquesne, 12-1-2018



**2022-23 South Dakota St. Football**  
**Game Results**  
**All games**

Page 1/1  
as of Nov 30, 2022

**Team Results**

	Date	Opponent		Score	Overall	Conf	Time	Attend
	09/03/2022	at Iowa	L	3-7	0-1	0-0	3:33	69250
	09/10/2022	UC Davis	W	24-22	1-1	0-0	3:09	15182
	09/17/2022	Butler	W	45-17	2-1	0-0	3:03	16414
*	09/24/2022	at Missouri St.	W	28-14	3-1	1-0	3:10	13189
*	10/01/2022	Western Ill.	W	34-10	4-1	2-0	3:13	15237
*	10/08/2022	South Dakota	W	28-3	5-1	3-0	2:57	19332
*	10/15/2022	at North Dakota St.	W	23-21	6-1	4-0	2:45	18603
*	10/22/2022	at North Dakota	W	49-35	7-1	5-0	3:43	11067
*	10/29/2022	Indiana St.	W	49-7	8-1	6-0	3:18	19041
*	11/05/2022	at UNI	W	31-28	9-1	7-0	3:30	9449
*	11/12/2022	Illinois St.	W	31-7	10-1	8-0	2:43	8160



**2022-23 South Dakota St. Football**  
**Overall Team Statistics**  
**All games**

Page 1/2  
as of Nov 30, 2022

**Team Statistics**

	<b>SDSU</b>	<b>OPP</b>
<b>Scoring</b>	<b>345</b>	<b>171</b>
Points per game	31.4	15.5
Points Off Turnovers	87	13
<b>First Downs</b>	<b>226</b>	<b>150</b>
Rushing	103	59
Passing	103	81
Penalty	20	10
<b>Rushing Yardage</b>	<b>1767</b>	<b>785</b>
Yards gained rushing	1983	1075
Yards lost rushing	216	290
Rushing attempts	416	314
Average per rush	4.2	2.5
Average per game	160.6	71.4
TDs Rushing	24	8
<b>Passing Yardage</b>	<b>2276</b>	<b>2020</b>
Comp-Att-Int	190-293-5	174-311-15
Average per pass	7.8	6.5
Average per catch	12.0	11.6
Average per game	206.9	183.6
TDs Passing	18	12
<b>Total offense</b>	<b>4043</b>	<b>2805</b>
Total plays	709	625
Average per play	5.7	4.5
Average per game	367.5	255.0
<b>Kick returns: #-Yards</b>	<b>12-222</b>	<b>24-520</b>
<b>Punt returns: #-Yards</b>	<b>23-213</b>	<b>14-144</b>
<b>Int returns: #-Yards</b>	<b>15-175</b>	<b>5-40</b>
<b>Kick return average</b>	<b>18.5</b>	<b>21.7</b>
<b>Punt return average</b>	<b>9.3</b>	<b>10.3</b>
<b>Int return average</b>	<b>11.7</b>	<b>8.0</b>
<b>Fumbles-Lost</b>	<b>7-4</b>	<b>12-6</b>
<b>Penalties-Yards</b>	<b>78-576</b>	<b>51-483</b>
Average per game	52.4	43.9
<b>Punts-Yards</b>	<b>44-1746</b>	<b>64-2666</b>
Average per punt	39.7	41.7
Net punt average	35.8	36.8
<b>Kickoffs-Yards</b>	<b>66-3894</b>	<b>34-2042</b>
Average per kick	59.0	60.1
Net kick average	38.4	38.6
<b>Time of possession / game</b>	<b>33:25</b>	<b>26:32</b>
<b>3rd-down conversion</b>	<b>64/139</b>	<b>51/150</b>
3rd-down pct	46%	34%
<b>4rd-down conversion</b>	<b>5/8</b>	<b>12/22</b>





2022-23 South Dakota St. Football  
Overall Team Statistics  
All games

Page 2/2  
as of Nov 30, 2022

	SDSU	OPP
4rd-down pct	63%	55%
<b>Sacks by-Yards</b>	<b>29-190</b>	<b>16-109</b>
<b>Misc Yards</b>	<b>0</b>	<b>0</b>
<b>Touchdowns scored</b>	<b>43</b>	<b>22</b>
<b>Field goals - attempts</b>	<b>14-20</b>	<b>5-8</b>
<b>On-Side kicks</b>	<b>0-0</b>	<b>0-1</b>
<b>Red-zone scores</b>	<b>(45-47) 96%</b>	<b>(14-21) 67%</b>
<b>Red-zone touchdowns</b>	<b>(34-47) 72%</b>	<b>(10-21) 48%</b>
<b>PAT-attempts</b>	<b>(41-41) 100%</b>	<b>(20-21) 95%</b>
<b>2-point conversion-attempts</b>	<b>(2-2) 100%</b>	<b>(0-1) 0%</b>
<b>Attendance</b>	<b>93366</b>	<b>121558</b>
Games / Avg per game	6/15561	5/24312
Neutral site games	-	0/0

Score by Periods

Team	1st	2nd	3rd	4th	OT	TOT
South Dakota St.	69	106	88	82	0	345
Opponents	48	48	23	52	0	171



# 2022-23 South Dakota St. Football Individual Statistics All games

Page 1/3  
as of Nov 30, 2022

## Rushing

Player	gp	att	gain	loss	net	avg	td	lg	avg/g
Isaiah Davis	10	177	956	24	932	5.3	10	47	93.2
Amar Johnson	11	97	520	26	494	5.1	4	29	44.9
Mark Gronowski	11	78	290	111	179	2.3	8	23	16.3
Angel Johnson	10	16	108	13	95	5.9	1	21	9.5
Josh Buri	9	18	67	0	67	3.7	0	9	7.4
Jaxon Janke	11	1	14	0	14	14.0	0	14	1.3
Jadon Janke	11	2	10	3	7	3.5	0	10	0.6
Tucker Kraft	5	2	5	0	5	2.5	0	3	1.0
Michael Morgan	11	1	3	0	3	3.0	0	3	0.3
Rudy Voss	2	2	3	0	3	1.5	1	2	1.5
Derrick Johnson	1	2	3	0	3	1.5	0	3	3.0
Keaton Heide	9	3	4	8	-4	-1.3	0	3	-0.4
Team	11	17	0	31	-31	-1.8	0	0	-2.8
<b>Total</b>	<b>11</b>	<b>416</b>	<b>1983</b>	<b>216</b>	<b>1767</b>	<b>4.2</b>	<b>24</b>	<b>47</b>	<b>160.6</b>
<b>Opponents</b>	<b>11</b>	<b>314</b>	<b>1075</b>	<b>290</b>	<b>785</b>	<b>2.5</b>	<b>8</b>	<b>34</b>	<b>71.4</b>

## Passing

Player	gp	effic	comp-att-int	pct	yds	td	lg	avg/g
Mark Gronowski	11	148.4	185-285-5	64.9	2246	18	57	204.2
Keaton Heide	9	129.4	4-4-0	100.0	14	0	8	1.6
Jadon Janke	11	117.2	1-2-0	50.0	16	0	16	1.5
Rudy Voss	2	0.0	0-1-0	0.0	0	0	0	0.0
Team	11	0.0	0-1-0	0.0	0	0	0	0.0
<b>Total</b>	<b>11</b>	<b>147.0</b>	<b>190-293-5</b>	<b>64.8</b>	<b>2276</b>	<b>18</b>	<b>57</b>	<b>206.9</b>
<b>Opponents</b>	<b>11</b>	<b>113.6</b>	<b>174-311-15</b>	<b>55.9</b>	<b>2020</b>	<b>12</b>	<b>68</b>	<b>183.6</b>

## Receiving

Player	gp	no.	yds	avg	td	lg	avg/g
Jaxon Janke	11	46	603	13.1	5	28	54.8
Jadon Janke	11	39	598	15.3	5	51	54.4
Zach Heins	11	27	310	11.5	4	30	28.2
Tucker Kraft	5	19	232	12.2	2	57	46.4
Isaiah Davis	10	18	145	8.1	0	19	14.5
Amar Johnson	11	9	94	10.4	0	29	8.5
Canyon Bauer	11	8	96	12.0	0	54	8.7
Michael Morgan	11	5	35	7.0	1	18	3.2
Landon Wolf	6	5	51	10.2	0	23	8.5
Tyler Feldkamp	10	5	37	7.4	1	13	3.7
Devon Cole	10	4	29	7.3	0	12	2.9
Angel Johnson	10	2	12	6.0	0	7	1.2
Mark Gronowski	11	1	16	16.0	0	16	1.5
A.J. Coons	11	1	19	19.0	0	19	1.7
Josh Buri	9	1	-1	-1.0	0	0	-0.1
<b>Total</b>	<b>11</b>	<b>190</b>	<b>2276</b>	<b>12.0</b>	<b>18</b>	<b>57</b>	<b>206.9</b>
<b>Opponents</b>	<b>11</b>	<b>174</b>	<b>2020</b>	<b>11.6</b>	<b>12</b>	<b>68</b>	<b>183.6</b>

## Punt Returns

Player	no.	yds	avg	td	lg
Jadon Janke	10	142	14.2	0	58
Jaxon Janke	3	58	19.3	0	49
Landon Wolf	1	12	12.0	0	12
Tyler Feldkamp	9	1	0.1	0	2
<b>Total</b>	<b>23</b>	<b>213</b>	<b>9.3</b>	<b>0</b>	<b>58</b>
<b>Opponents</b>	<b>14</b>	<b>144</b>	<b>10.3</b>	<b>2</b>	<b>61</b>

## Interceptions

Player	no.	yds	avg	td	lg
Cale Reeder	3	0	0.0	0	0
DyShawn Gales	3	29	9.7	1	31
Dalys Beanum	2	10	5.0	0	10
Colby Huerter	2	88	44.0	0	70
Malik Lofton	1	0	0.0	0	0
Chase Norblade	1	0	0.0	0	0
Daeton Mcgaughy	1	31	31.0	0	31
Caleb Franci	1	17	17.0	0	17
Matthew Durrance	1	0	0.0	0	0
<b>Total</b>	<b>15</b>	<b>175</b>	<b>11.7</b>	<b>1</b>	<b>70</b>
<b>Opponents</b>	<b>5</b>	<b>40</b>	<b>8.0</b>	<b>0</b>	<b>38</b>

## Kick Returns

Player	no.	yds	avg	td	lg
Tyler Feldkamp	7	121	17.3	0	27
Jadon Janke	2	46	23.0	0	28
Michael Morgan	1	8	8.0	0	8
Tucker Kraft	1	30	30.0	0	30
Amar Johnson	1	17	17.0	0	17
<b>Total</b>	<b>12</b>	<b>222</b>	<b>18.5</b>	<b>0</b>	<b>30</b>
<b>Opponents</b>	<b>24</b>	<b>520</b>	<b>21.7</b>	<b>0</b>	<b>69</b>

## Fumble Returns

Player	no.	yds	avg	td	lg
Isaiah Stalbird	1	8	8.0	0	8
Adam Bock	1	0	0.0	0	0
Graham Spalding	1	0	0.0	0	0
Daeton Mcgaughy	1	0	0.0	0	0
Steven Arrell	1	0	0.0	0	0
Aaron Wolfcale-Holsten	1	0	0.0	0	0
<b>Total</b>	<b>6</b>	<b>8</b>	<b>1.3</b>	<b>0</b>	<b>8</b>
<b>Opponents</b>	<b>4</b>	<b>0</b>	<b>0.0</b>	<b>0</b>	<b>0</b>



**2022-23 South Dakota St. Football**  
**Individual Statistics**  
**All games**

Page 2/3  
as of Nov 30, 2022

**Scoring**

Player	td	fg	PAT				dxd	saf	pts
			kick	rush	rcv	pass			
Hunter Dustman	-	14-20	39-39	-	-	-	-	-	81
Isaiah Davis	10	-	-	-	1	-	-	-	62
Mark Gronowski	8	-	-	1	-	1	-	-	50
Jaxon Janke	5	-	-	-	-	-	-	-	30
Jadon Janke	5	-	-	-	-	-	-	-	30
Zach Heins	4	-	-	-	-	-	-	-	24
Amar Johnson	4	-	-	-	-	-	-	-	24
Tucker Kraft	2	-	-	-	-	-	-	-	12
DyShawn Gales	1	-	-	-	-	-	-	-	6
Michael Morgan	1	-	-	-	-	-	-	-	6
Rudy Voss	1	-	-	-	-	-	-	-	6
Tyler Feldkamp	1	-	-	-	-	-	-	-	6
Angel Johnson	1	-	-	-	-	-	-	-	6
Jack Green	-	-	2-2	-	-	-	-	-	2
<b>Total</b>	<b>43</b>	<b>14-20</b>	<b>41-41</b>	<b>1</b>	<b>1</b>	<b>1</b>	<b>0</b>	<b>0</b>	<b>345</b>
<b>Opponents</b>	<b>22</b>	<b>5-8</b>	<b>20-21</b>	<b>0</b>	<b>0</b>	<b>0</b>	<b>0</b>	<b>2</b>	<b>171</b>

**Field Goals**

Player	fg	pct.	01-19	20-29	30-39	40-49	50-99	lg	blk
Hunter Dustman	14-20	70.0	1-1	6-6	3-5	4-5	0-3	45	2
<b>Opponents</b>	<b>5-8</b>	<b>62.5</b>	<b>0-0</b>	<b>0-0</b>	<b>4-4</b>	<b>1-3</b>	<b>0-1</b>	<b>46</b>	<b>1</b>

**FG Sequence**

Team Name	South Dakota St.	Opponents
Iowa	(44)	40,(46)
UC Davis	(41)	(36),43
Butler	55,(27)	(33)
Missouri St.	50,44,35	
Western Ill.	(27),33,(25)	(35)
South Dakota	53	(37),50
North Dakota St.	(31),(38),(18)	
UNI	(23),(45),(26)	
Illinois St.	(22),(45),(35)	

Numbers in (parentheses) indicate field goal was made

**Total Offense**

Player	g	plays	rush	pass	total	avg/g
Mark Gronowski	11	363	179	2246	2425	220.5
Isaiah Davis	10	177	932	0	932	93.2
Amar Johnson	11	97	494	0	494	44.9
Angel Johnson	10	16	95	0	95	9.5
Josh Buri	9	18	67	0	67	7.4
Jadon Janke	11	4	7	16	23	2.1
Jaxon Janke	11	1	14	0	14	1.3
Keaton Heide	9	7	-4	14	10	1.1
Tucker Kraft	5	2	5	0	5	1.0
Michael Morgan	11	1	3	0	3	0.3
Rudy Voss	2	3	3	0	3	1.5
Derrick Johnson	1	2	3	0	3	3.0
Team	11	0	-31	0	-31	-2.8
<b>Total</b>	<b>11</b>	<b>709</b>	<b>1767</b>	<b>2276</b>	<b>4043</b>	<b>367.5</b>
<b>Opponents</b>	<b>11</b>	<b>625</b>	<b>785</b>	<b>2020</b>	<b>2805</b>	<b>255.0</b>

**Punting**

Player	no.	yds	avg	lg	tb	fc	i20	50+	blk
Hunter Dustman	39	1663	42.6	53	2	16	11	7	0
Michael Drotzmann	1	52	52.0	52	0	0	0	1	0
Mark Gronowski	1	31	31.0	31	0	0	0	0	0
Team	3	0	0.0	0	0	0	0	0	3
<b>Total</b>	<b>44</b>	<b>1746</b>	<b>39.7</b>	<b>53</b>	<b>2</b>	<b>16</b>	<b>11</b>	<b>8</b>	<b>3</b>
<b>Opponents</b>	<b>64</b>	<b>2666</b>	<b>41.7</b>	<b>57</b>	<b>5</b>	<b>20</b>	<b>18</b>	<b>13</b>	<b>0</b>

**Kickoffs**

Player	no.	yds	avg	tb	ob	retn	net	ydIn
Hunter Dustman	56	3311	59.1	20	0			
Jack Green	10	583	58.3	3	1			
<b>Total</b>	<b>66</b>	<b>3894</b>	<b>59.0</b>	<b>23</b>	<b>1</b>	<b>25</b>	<b>38.4</b>	<b>26</b>
<b>Opponents</b>	<b>34</b>	<b>2042</b>	<b>60.1</b>	<b>12</b>	<b>1</b>	<b>12</b>	<b>38.6</b>	<b>26</b>



2022-23 South Dakota St. Football  
Individual Statistics  
All games

Page 3/3  
as of Nov 30, 2022

All Purpose

Player	g	rush	rcv	pr	kr	ir	total	avg/g
Isaiah Davis	10	932	145	0	0	0	1077	107.7
Jadon Janke	11	7	598	142	46	0	793	72.1
Jaxon Janke	11	14	603	58	0	0	675	61.4
Amar Johnson	11	494	94	0	17	0	605	55.0
Zach Heins	11	0	310	0	0	0	310	28.2
Tucker Kraft	5	5	232	0	30	0	267	53.4
Mark Gronowski	11	179	16	0	0	0	195	17.7
Tyler Feldkamp	10	0	37	1	121	0	159	15.9
Angel Johnson	10	95	12	0	0	0	107	10.7
Canyon Bauer	11	0	96	0	0	0	96	8.7
Colby Huerter	11	0	0	0	0	88	88	8.0
Josh Buri	9	67	-1	0	0	0	66	7.3
Landon Wolf	6	0	51	12	0	0	63	10.5
Michael Morgan	11	3	35	0	8	0	46	4.2
Daeton Mcgaughy	7	0	0	0	0	31	31	4.4
Devon Cole	10	0	29	0	0	0	29	2.9
DyShawn Gales	10	0	0	0	0	29	29	2.9
A.J. Coons	11	0	19	0	0	0	19	1.7
Caleb Franci	1	0	0	0	0	17	17	17.0
Dalys Beanum	11	0	0	0	0	10	10	0.9
Rudy Voss	2	3	0	0	0	0	3	1.5
Derrick Johnson	1	3	0	0	0	0	3	3.0
Keaton Heide	9	-4	0	0	0	0	-4	-0.4
Team	11	-31	0	0	0	0	-31	-2.8
<b>Total</b>	<b>11</b>	<b>1767</b>	<b>2276</b>	<b>213</b>	<b>222</b>	<b>175</b>	<b>4653</b>	<b>423.0</b>
<b>Opponents</b>	<b>11</b>	<b>785</b>	<b>2020</b>	<b>144</b>	<b>520</b>	<b>40</b>	<b>3509</b>	<b>319.0</b>





**2022-23 South Dakota St. Football**  
**Overall Defense Statistics**  
**All games**

Page 1/2  
as of Nov 30, 2022

**Team Defense**

##	Player	gp	Tackles				Sacks	Pass defense			Fumbles		blkd	
			ua	a	tot	tfl/yds		int-yds	brup	qbh	fr-yds	ff	kick	saf
32	Adam Bock	8	32	26	58	4.5-16	3-14	.	.	1	1-0	1	.	.
11	Jason Freeman	11	37	19	56	5-29	3-21	.	2	2	.	.	.	.
2	Isaiah Stalbird	8	21	12	33	3-14	.	.	3	.	1-8	.	.	.
14	Colby Huerter	11	18	13	31	4-18	1-10	2-88	2	.	.	.	.	.
25	Cale Reeder	8	18	8	26	2-3	1-2	3-0	.	.	.	.	.	.
29	Graham Spalding	9	15	9	24	2-5	.	.	.	.	1-0	.	.	.
99	Caleb Sanders	11	14	10	24	6-43	5-41	.	1	1	.	.	.	.
7	Dalys Beanum	11	15	8	23	0.5-2	.	2-10	5	.	.	.	1	.
5	DyShawn Gales	10	19	3	22	2-4	.	3-29	2	.	.	.	.	.
48	Quinton Hicks	10	12	9	21	2.5-7	2-5	.	.	2	.	1	.	.
97	Reece Winkelman	11	11	9	20	8-48	4.5-30	.	3	2	.	1	.	.
37	Tucker Large	11	11	8	19	.	.	.	2	.	.	.	.	.
30	Payton Shafer	8	9	9	18	0.5-2	.	.	.	.	.	.	.	.
1	Malik Lofton	11	11	6	17	.	.	1-0	4	.	.	.	.	.
94	Cade Terveer	11	7	10	17	3.5-15	3.5-15	.	.	3	.	.	.	.
53	Caden Johnson	11	8	8	16	1.5-5	1-4	.	.	2	.	1	.	.
6	Saiveon Williamson	8	9	7	16	.	.	.	1	.	.	.	.	.
0	Daeton Mcgaughy	7	9	7	16	.	.	1-31	.	.	1-0	.	.	.
98	Ryan Van Marel	11	6	9	15	1-6	1-6	.	.	.	.	.	.	.
35	Chase Norblade	5	8	6	14	1.5-4	.	1-0	.	.	.	.	.	.
52	Jarod DePriest	11	4	8	12	2-23	2-23	.	.	1	.	.	1	.
13	Aydan Dautermann	11	9	1	10	.	.	.	2	.	.	.	.	.
44	Kevin Brenner	11	6	3	9	.	.	.	.	.	.	.	.	.
26	Steven Arrell	11	8	1	9	1-5	.	.	1	.	1-0	1	.	.
23	Matthew Durrance	11	4	3	7	.	.	1-0	.	.	.	.	.	.
3	Dontay Johnson	4	5	1	6	1.5-6	.	.	1	.	.	.	.	.
93	Max Baloun	11	3	2	5	2-19	2-19	.	1	.	.	.	.	.
92	Brian Williams	5	2	3	5	.	.	.	.	1	.	.	.	.
38	Trevor Scott	3	3	1	4	.	.	.	.	.	.	.	.	.
55	Aaron Wolfscale-Holsten	9	2	2	4	0.5-2	.	.	.	.	1-0	.	.	.
42	Davion Sterner	6	1	2	3	0.5-1	.	.	.	.	.	.	.	.
43	Adam Kusler	9	2	1	3	1-1	.	.	.	.	.	.	.	.
9	Caleb Franci	1	2	1	3	.	.	1-17	1	1	.	.	.	.
95	Zac Wilson	11	1	2	3	.	.	.	.	.	.	.	.	.
31	Jalen B. Lee	3	3	.	3	.	.	.	.	.	.	.	.	.
48	Jaden Mueller	11	1	1	2	.	.	.	.	.	.	.	.	.
57	Levi Vanden Bos	2	1	.	1	.	.	.	.	.	.	.	.	.
10	Hunter Dustman	11	1	.	1	.	.	.	.	.	.	.	.	.
40	Aaron Kusler	5	1	.	1	.	.	.	.	.	.	.	.	.
3	Amar Johnson	11	1	.	1	.	.	.	.	.	.	.	.	.
19	Max Polischuk	4	1	.	1	.	.	.	.	.	.	.	.	.



2022-23 South Dakota St. Football  
Overall Defense Statistics  
All games

Page 2/2  
as of Nov 30, 2022

			Tackles				Sacks	Pass defense			Fumbles	blkd		
##	Player	gp	ua	a	tot	tfl/yds	no-yds	int-yds	brup	qbh	fr-yds	ff	kick	saf
10	Jaxon Janke	11	1	.	1	.	.	.	.	.	.	.	.	.
46	Cullen McShane	3	1	.	1	.	.	.	.	.	.	.	.	.
4	Canyon Bauer	11	1	.	1	.	.	.	.	.	.	.	.	.
1	Jadon Janke	11	1	.	1	.	.	.	.	.	.	.	.	.
90	Randy Keumogne	4	.	.	.	.	.	.	.	1	.	.	.	.
	Totals	11	355	228	583	56-278	29-190	15-175	31	17	6-8	5	2	0
	Opponents	11	424	296	720	49-195	16-109	5-40	23	29	4-0	4	5	2



**2022-23 South Dakota St. Football**  
**Team Game-by-Game**  
**All games**

Page 1/1  
as of Nov 30, 2022

Date	Opponent	Rushing				Receiving				Passing				Kick Returns				Punt Returns				tot off
		no.	yds	td	lg	no.	yds	td	lg	cmp-att-int	yds	td	lg	no.	yds	td	lg	no.	yds	td	lg	
09/03/2022	at Iowa	31	33	0	12	10	87	0	20	10-26-0	87	0	20	2	31	0	16	2	8	0	8	120
09/10/2022	UC Davis	44	140	2	13	13	110	1	17	13-21-2	110	1	17	2	22	0	14	2	12	0	12	250
09/17/2022	Butler	39	184	3	23	17	279	3	54	17-26-0	279	3	54	0	0	0	0	3	3	0	2	463
09/24/2022	at Missouri St.	37	156	0	24	22	319	4	40	22-29-0	319	4	40	2	44	0	27	1	2	0	2	475
10/01/2022	Western Ill.	47	270	3	38	17	188	1	20	17-33-0	188	1	20	3	49	0	19	3	-4	0	2	458
10/08/2022	South Dakota	43	208	3	47	12	136	1	28	12-21-1	136	1	28	0	0	0	0	3	6	0	8	344
10/15/2022	at North Dakota St.	37	207	2	29	16	152	0	39	16-21-0	152	0	39	0	0	0	0	0	0	0	0	359
10/22/2022	at North Dakota	25	95	3	20	17	212	3	39	17-22-0	212	3	39	2	58	0	30	1	58	0	58	307
10/29/2022	Indiana St.	31	162	4	27	25	247	3	24	25-31-0	247	3	24	0	0	0	0	2	50	0	49	409
11/05/2022	at UNI	39	164	2	16	21	263	1	57	21-34-1	263	1	57	1	18	0	18	5	78	0	20	427
11/12/2022	Illinois St.	43	148	2	21	20	283	1	51	20-29-1	283	1	51	0	0	0	0	1	0	0	0	431
<b>South Dakota St.</b>		<b>416</b>	<b>1767</b>	<b>24</b>	<b>47</b>	<b>190</b>	<b>2276</b>	<b>18</b>	<b>57</b>	<b>190-293-5</b>	<b>2276</b>	<b>18</b>	<b>57</b>	<b>12</b>	<b>222</b>	<b>0</b>	<b>30</b>	<b>23</b>	<b>213</b>	<b>0</b>	<b>58</b>	<b>4043</b>
<b>Opponents</b>		<b>314</b>	<b>785</b>	<b>8</b>	<b>34</b>	<b>174</b>	<b>2020</b>	<b>12</b>	<b>68</b>	<b>174-311-15</b>	<b>2020</b>	<b>12</b>	<b>68</b>	<b>24</b>	<b>520</b>	<b>0</b>	<b>69</b>	<b>14</b>	<b>144</b>	<b>2</b>	<b>61</b>	<b>2805</b>

**South Dakota St. Averages**

Games	Avg/ rush	Avg/ catch	Pass effic	KR avg	PR avg	All purpose avg/game	Total offense avg/game
11	4.2	12.0	147.0	18.5	9.3	423.0	367.5

Date	Opponent	Tackles				Sacks		Fumble		Pass Defense			blkd	PAT attempts			off		
		ua	a	total	tfl-yds	no-yds	ff	fr-yds		int-yds	qbh	brup	kick	kick	rush	rcv	saf	t/o	pts
09/03/2022	at Iowa	36	30	66	5.0-22	2-17	1	1-0		1-17	2	3	0	0-0	0	0	0	3	3
09/10/2022	UC Davis	32	24	56	5.0-15	0-0	0	0-0		1-31	3	4	1	3-3	0	0	0	7	24
09/17/2022	Butler	31	18	49	1.0-2	0-0	0	2-0		1-0	1	5	0	6-6	0	0	0	21	45
09/24/2022	at Missouri St.	33	14	47	7.0-29	4-20	0	0-0		2-70	1	1	0	4-4	0	0	0	7	28
10/01/2022	Western Ill.	29	12	41	5.0-33	3-25	2	1-0		1-0	1	2	0	4-4	0	0	0	6	34
10/08/2022	South Dakota	32	24	56	8.0-29	7-28	0	0-0		2-0	1	1	1	4-4	0	0	0	7	28
10/15/2022	at North Dakota St.	28	30	58	2.0-5	0-0	0	0-0		1-18	1	2	0	2-2	0	0	0	0	23
10/22/2022	at North Dakota	54	14	68	9.0-56	5-38	2	1-8		2-31	2	3	0	7-7	0	0	0	14	49
10/29/2022	Indiana St.	27	28	55	4.0-18	1-4	0	1-0		1-10	2	4	0	7-7	0	0	0	14	49
11/05/2022	at UNI	29	18	47	7.0-49	5-39	0	0-0		2-0	1	3	0	2-2	0	1	0	0	31
11/12/2022	Illinois St.	24	16	40	3.0-20	2-19	0	0-0		1--2	2	3	0	2-2	1	0	0	8	31
<b>South Dakota St.</b>		<b>355</b>	<b>228</b>	<b>583</b>	<b>56.0-278</b>	<b>29-190</b>	<b>5</b>	<b>6-8</b>		<b>15-175</b>	<b>17</b>	<b>31</b>	<b>2</b>	<b>41-41</b>	<b>1</b>	<b>1</b>	<b>0</b>	<b>87</b>	<b>345</b>
<b>Opponents</b>		<b>424</b>	<b>296</b>	<b>720</b>	<b>49.0-195</b>	<b>16-109</b>	<b>4</b>	<b>4-0</b>		<b>5-40</b>	<b>29</b>	<b>23</b>	<b>5</b>	<b>20-21</b>	<b>0</b>	<b>0</b>	<b>2</b>	<b>13</b>	<b>171</b>

		Punting										Field Goals			Kickoffs				
Date	Opponent	no.	yds	avg	long	blkd	tb	fc	50+	i20	md-att	long	blkd	no.	yds	avg	tb	ob	
09/03/2022	at Iowa	11	457	41.5	52	0	1	3	2	0	1-1	44	0	4	220	55.0	1	0	
09/10/2022	UC Davis	2	89	44.5	46	0	0	1	0	0	1-1	41	0	5	304	60.8	1	0	
09/17/2022	Butler	1	52	52.0	52	0	0	0	1	0	1-2	27	0	8	490	61.3	2	0	
09/24/2022	at Missouri St.	3	137	45.7	53	0	0	0	1	1	0-3	0	1	5	237	47.4	0	0	
10/01/2022	Western Ill.	4	156	39.0	47	0	0	1	0	2	2-3	27	0	6	357	59.5	2	1	
10/08/2022	South Dakota	4	166	41.5	51	0	0	2	1	3	0-1	0	1	5	279	55.8	1	0	
10/15/2022	at North Dakota St.	3	128	42.7	47	0	0	0	0	1	3-3	38	0	6	388	64.7	3	0	
10/22/2022	at North Dakota	5	143	28.6	53	2	0	2	1	2	0-0	0	0	8	519	64.9	6	0	
10/29/2022	Indiana St.	2	98	49.0	53	0	1	0	1	0	0-0	0	0	8	414	51.8	3	0	
11/05/2022	at UNI	6	238	39.7	50	0	0	5	1	1	3-3	45	0	5	325	65.0	4	0	
11/12/2022	Illinois St.	3	82	27.3	41	1	0	2	0	1	3-3	45	0	6	361	60.2	0	0	
South Dakota St.		44	1746	39.7	53	3	2	16	8	11	14-20	45	2	66	3894	59.0	23	1	
Opponents		64	2666	41.7	57	0	5	20	13	18	5-8	46	1	34	2042	60.1	12	1	





**2022-23 South Dakota St. Football**  
**Opponents Game-by-Game**  
**All games**

Page 1/1  
as of Nov 30, 2022

Date	Opponent	Rushing				Receiving				Passing				Kick Returns				Punt Returns				tot off
		no.	yds	td	lg	no.	yds	td	lg	cmp-att-int	yds	td	lg	no.	yds	td	lg	no.	yds	td	lg	
09/03/2022	at Iowa	36	57	0	11	11	109	0	27	11-25-1	109	0	27	2	41	0	21	5	17	0	9	166
09/10/2022	UC Davis	21	49	0	15	26	273	3	68	26-44-1	273	3	68	1	20	0	20	1	-3	0	0	322
09/17/2022	Butler	24	53	1	8	18	211	1	56	18-31-1	211	1	56	1	19	0	19	1	-6	0	0	264
09/24/2022	at Missouri St.	24	75	1	15	19	185	1	67	19-29-2	185	1	67	4	73	0	55	1	29	0	29	260
10/01/2022	Western Ill.	21	19	0	12	13	201	1	56	13-25-1	201	1	56	3	46	0	19	0	0	0	0	220
10/08/2022	South Dakota	36	92	0	29	5	44	0	17	5-12-2	44	0	17	4	108	0	69	0	0	0	0	136
10/15/2022	at North Dakota St.	29	127	1	25	17	227	2	41	17-23-1	227	2	41	3	71	0	39	3	13	0	12	354
10/22/2022	at North Dakota	38	74	3	10	27	291	1	34	27-40-2	291	1	34	2	53	0	28	2	81	1	61	365
10/29/2022	Indiana St.	34	106	0	29	13	154	1	29	13-32-1	154	1	29	0	0	0	0	1	13	0	13	260
11/05/2022	at UNI	29	88	2	34	16	270	2	53	16-30-2	270	2	53	1	24	0	24	0	0	0	0	358
11/12/2022	Illinois St.	22	45	0	12	9	55	0	10	9-20-1	55	0	10	3	65	0	36	0	0	1	0	100
<b>Opponents</b>		<b>314</b>	<b>785</b>	<b>8</b>	<b>34</b>	<b>174</b>	<b>2020</b>	<b>12</b>	<b>68</b>	<b>174-311-15</b>	<b>2020</b>	<b>12</b>	<b>68</b>	<b>24</b>	<b>520</b>	<b>0</b>	<b>69</b>	<b>14</b>	<b>144</b>	<b>2</b>	<b>61</b>	<b>2805</b>
<b>South Dakota St.</b>		<b>416</b>	<b>1767</b>	<b>24</b>	<b>47</b>	<b>190</b>	<b>2276</b>	<b>18</b>	<b>57</b>	<b>190-293-5</b>	<b>2276</b>	<b>18</b>	<b>57</b>	<b>12</b>	<b>222</b>	<b>0</b>	<b>30</b>	<b>23</b>	<b>213</b>	<b>0</b>	<b>58</b>	<b>4043</b>

**Opponents Averages**

Games	Avg/ rush	Avg/ catch	Pass effic	KR avg	PR avg	All purpose avg/game	Total offense avg/game
11	2.5	11.6	113.6	21.7	10.3	319.0	255.0

Date	Opponent	Tackles				Sacks		Fumble		Pass Defense			blkd	PAT attempts			off		
		ua	a	total	tfl-yds	no-yds	ff	fr-yds		int-yds	qbh	brup	kick	kick	rush	rcv	saf	t/o	pts
09/03/2022	at Iowa	31	30	61	9.0-36	4-23	1	0-0		0-0	5	8	0	0-0	0	0	2	0	7
09/10/2022	UC Davis	45	22	67	4.0-35	1-13	1	1-0		2-2	1	2	0	1-2	0	0	0	6	22
09/17/2022	Butler	39	20	59	2.0-5	0-0	0	0-0		0-0	0	2	0	2-2	0	0	0	0	17
09/24/2022	at Missouri St.	41	34	75	6.0-15	1-7	1	1-0		0-0	6	0	1	2-2	0	0	0	0	14
10/01/2022	Western Ill.	55	14	69	4.0-19	2-16	0	0-0		0-0	3	2	0	1-1	0	0	0	0	10
10/08/2022	South Dakota	32	32	64	1.0-2	0-0	0	1-0		1-38	0	4	1	0-0	0	0	0	0	3
10/15/2022	at North Dakota St.	35	30	65	5.0-25	3-23	1	0-0		0-0	4	0	0	3-3	0	0	0	0	21
10/22/2022	at North Dakota	29	14	43	3.0-8	1-6	0	0-0		0-0	1	0	2	5-5	0	0	0	0	35
10/29/2022	Indiana St.	39	20	59	2.0-4	0-0	0	0-0		0-0	3	0	0	1-1	0	0	0	0	7
11/05/2022	at UNI	33	52	85	3.0-9	0-0	0	0-0		1-0	2	1	0	4-4	0	0	0	7	28
11/12/2022	Illinois St.	45	28	73	10.0-37	4-21	0	1-0		1-0	4	4	1	1-1	0	0	0	0	7
<b>Opponents</b>		<b>424</b>	<b>296</b>	<b>720</b>	<b>49.0-195</b>	<b>16-109</b>	<b>4</b>	<b>4-0</b>		<b>5-40</b>	<b>29</b>	<b>23</b>	<b>5</b>	<b>20-21</b>	<b>0</b>	<b>0</b>	<b>2</b>	<b>13</b>	<b>171</b>
<b>South Dakota St.</b>		<b>355</b>	<b>228</b>	<b>583</b>	<b>56.0-278</b>	<b>29-190</b>	<b>5</b>	<b>6-8</b>		<b>15-175</b>	<b>17</b>	<b>31</b>	<b>2</b>	<b>41-41</b>	<b>1</b>	<b>1</b>	<b>0</b>	<b>87</b>	<b>345</b>

		Punting										Field Goals			Kickoffs				
Date	Opponent	no.	yds	avg	long	blkd	tb	fc	50+	i20	md-att	long	blkd	no.	yds	avg	tb	ob	
09/03/2022	at Iowa	10	479	47.9	57	0	2	1	4	7	1-2	46	0	2	125	62.5	0	0	
09/10/2022	UC Davis	5	218	43.6	56	0	0	2	1	1	1-2	36	0	3	165	55.0	1	0	
09/17/2022	Butler	5	209	41.8	54	0	0	1	1	1	1-1	33	0	3	194	64.7	2	0	
09/24/2022	at Missouri St.	7	331	47.3	56	0	1	5	3	3	0-0	0	0	3	190	63.3	0	0	
10/01/2022	Western Ill.	5	168	33.6	41	0	0	1	0	0	1-1	35	0	3	178	59.3	0	0	
10/08/2022	South Dakota	6	279	46.5	55	0	1	1	2	1	1-2	37	1	2	128	64.0	1	0	
10/15/2022	at North Dakota St.	4	157	39.3	45	0	0	3	0	1	0-0	0	0	4	255	63.8	1	0	
10/22/2022	at North Dakota	4	143	35.8	38	0	0	2	0	1	0-0	0	0	5	259	51.8	3	0	
10/29/2022	Indiana St.	3	114	38.0	45	0	0	0	0	1	0-0	0	0	2	104	52.0	0	1	
11/05/2022	at UNI	6	270	45.0	52	0	0	1	2	0	0-0	0	0	5	323	64.6	4	0	
11/12/2022	Illinois St.	9	298	33.1	44	0	1	3	0	2	0-0	0	0	2	121	60.5	0	0	
Opponents		64	2666	41.7	57	0	5	20	13	18	5-8	46	1	34	2042	60.1	12	1	
South Dakota St.		44	1746	39.7	53	3	2	16	8	11	14-20	45	2	66	3894	59.0	23	1	

## CAREER HIGHS — OFFENSE

### QUARTERBACKS



#### 11-MARK GRONOWSKI

6-3, 220, So.

Naperville, Illinois • Neuqua Valley H.S.

##### **SINGLE-GAME CAREER HIGHS**

Completions: 22, at Missouri State, 9-24-2022, and vs. Indiana State, 10-29-2022

Passing Attempts: 33, vs. Western Illinois, 10-1-2022

Passing Yards: 319, at Missouri State, 9-24-2022

Long Pass: 76 yards (for TD) to Jaxon Janke, at North Dakota, 2-27-2021

Touchdown Passes: 4, at Missouri State, 9-24-2022

Interceptions: 2, at North Dakota, 2-27-2021, and vs. UC Davis, 9-10-2022

Rushing Attempts: 16, at North Dakota State, 4-17-2021

Rushing Yards: 142, vs. Southern Illinois, 5-2-2021

Long Rush: 80 yards (for TD), vs. Western Illinois, 3-6-2021


Rushing Touchdowns: 2, four times (last: at North Dakota, 10-22-2022)

Receptions: 1, vs. Delaware, 5-8-2021, and at North Dakota, 10-22-2022

Receiving Yards: 24, vs. Delaware, 5-8-2021

Long Reception: 24 yards (for TD), vs. Delaware, 5-8-2021

Receiving Touchdowns: 1, vs. Delaware, 5-8-2021



### RUNNING BACKS

#### 28-JOSH BURI

5-11, 210, R-Fr.

Stewartville, Minnesota •  
Brookings (S.D.) H.S.

##### **SINGLE-GAME CAREER HIGHS**

Rushing Attempts: 8, vs. Butler, 9-17-2022

Rushing Yards: 29, vs. Butler, 9-17-2022

Long Rush: 9 yards, vs. Lindenwood, 9-11-2021, and vs. Butler, 9-17-2022

Rushing Touchdowns: 1, vs. Dixie State, 10-2-2021

Receptions: 1, vs. Indiana State, 10-29-2022 (for -1 yards)



#### 22-ISAIAH DAVIS

6-1, 220, Jr.

Joplin, Missouri • Joplin H.S.

##### **SINGLE-GAME CAREER HIGHS**

Rushing Attempts: 27, vs. Western Illinois, 10-1-2022

Rushing Yards: 217, vs. UC Davis, 11-27-2021

Long Rush: 85 yards (for TD), vs. Sam Houston, 5-16-2021

Rushing Touchdowns: 3, four times (last: vs. South Dakota, 10-8-2022)

Receptions: 5, at Iowa, 9-3-2022

Receiving Yards: 36, at North Dakota State, 4-17-2021, and vs. Delaware, 5-8-2021

Long Reception: 36 yards, vs. Delaware, 5-8-2021

Receiving Touchdowns: N/A

Kickoff Returns: 4, vs. Sam Houston, 5-16-2021

Kickoff Return Yards: 114, vs. Sam Houston, 5-16-2021

Long Kickoff Return: 50 yards, vs. Southern Illinois, 5-2-2021

Punt Returns: 1, three times (last: at Sacramento State, 12-4-2021)

Punt Return Yards: 17, at Sacramento State

All-Purpose Yards: 305, vs. Sam Houston, 5-16-2021



#### 3-AMAR JOHNSON

5-11, 190, So.

O'Fallon, Missouri • Chaminade College Prep

##### **SINGLE-GAME CAREER HIGHS**

Rushing Attempts: 18, at Youngstown State, 10-30-2021

Rushing Yards: 105, vs. Lindenwood, 9-11-2021

Long Rush: 29 yards, at North Dakota State, 10-15-2022

Rushing Touchdowns: 1, six times (last: at Indiana State, 10-29-2022)

Receptions: 2, at North Dakota State, 10-15-2022, and vs. Indiana State, 10-29-2022

Receiving Yards: 34, at Indiana State, 9-25-2021

Long Reception: 34 yards, at Indiana State, 9-25-2021

Receiving Touchdowns: N/A

Kickoff Returns: 2, vs. UC Davis, 11-27-2021

Kickoff Return Yards: 29, at South Dakota, 11-13-2021

Long Kickoff Return: 29 yards, at South Dakota, 11-13-2021

All-Purpose Yards: 108, at North Dakota State, 10-15-2022



#### 13-KEATON HEIDE

6-3, 205, Sr.

Wayzata, Minnesota • Wayzata H.S.

##### **SINGLE-GAME CAREER HIGHS**

Completions: 26, at South Dakota, 11-23-2019

Passing Attempts: 35, at South Dakota, 11-23-2019

Passing Yards: 308, at South Dakota, 11-23-2019

Long Pass: 65 yards, to Cade Johnson, vs. Northern Iowa, 11-16-2019

Touchdown Passes: 2, vs. Northern Iowa, 11-16-2019, and at South Dakota, 11-23-2019

Interceptions: 1, four times (last: vs. Sam Houston, 5-16-2021)

Rushing Attempts: 11, at South Dakota, 11-23-2019

Rushing Yards: 15, vs. Illinois State, 11-19-2019

Long Rush: 11 yards, vs. North Dakota State, 10-26-2019

Rushing TDs: 1, vs. North Dakota State, 10-26-2019



#### 2-RUDY VOSS

6-3, 210, So.

Lakefield, Minnesota •

Jackson County Central H.S.

##### **SINGLE-GAME CAREER HIGHS**

Completions: 1, vs. Lindenwood, 9-11-2021

Passing Attempts: 2, vs. Dixie State, 10-2-2021

Passing Yards: 5, vs. Lindenwood, 9-11-2021

Long Pass: 5 yards, to Caleb Schauf, vs. Lindenwood, 9-11-2021

Rushing Attempts: 3, vs. Lindenwood, 9-11-2021, and at Youngstown State, 10-30-2021

Rushing Yards: 42, vs. Youngstown State, 10-30-2021

Long Rush: 20 yards, vs. Dixie State, 10-2-2021

Rushing Touchdowns: 1, at Youngstown State, 10-30-2021, and vs. Butler, 9-17-2022

## CAREER HIGHS — OFFENSE

### RUNNING BACKS (cont.)



#### 21-ANGEL JOHNSON

5-10, 185, R-Fr.

Irene, South Dakota • Viborg-Hurley H.S.

##### **SINGLE-GAME CAREER HIGHS**

Rushing Attempts: 6, vs. Lindenwood, 9-11-2021, and vs. Dixie State, 10-2-2021

Rushing Yards: 37, vs. Dixie State, 10-2-2021

Long Rush: 21 yards, vs. Illinois State, 11-12-2021

Rushing Touchdowns: 1, vs. Butler, 9-17-2021

Receptions: 1, at North Dakota, 10-22-2022, and vs. Indiana State, 10-29-2022

Receiving Yards: 7, vs. Indiana State, 10-29-2022

Long Reception: 7 yards, vs. Indiana State, 10-29-2022



#### 24-DERRICK JOHNSON

6-0, 200, Fr.

Austin, Texas • Lake Travis H.S.

##### **SINGLE-GAME CAREER HIGHS**

Rushing Attempts: 2, vs. Butler, 9-17-2022

Rushing Yards: 3, vs. Butler, 9-17-2022

Long Rush: 3 yards, vs. Butler, 9-17-2022

Rushing Touchdowns: N/A

### WIDE RECEIVERS



#### 4-CANYON BAUER

6-0, 195, Jr.

Sioux Falls, South Dakota • O'Gorman H.S.

##### **SINGLE-GAME CAREER HIGHS**

Receptions: 5, vs. Butler, 9-17-2022

Receiving Yards: 76, vs. Butler, 9-17-2022

Long Reception: 54 yards, vs. Butler, 9-17-2022

Receiving Touchdowns: N/A

*Note: Returned block punt 9 yards for touchdown at Western Illinois, 10-16-2021*



#### 15-DEVON COLE JR.

5-9, 165, So.

Clermont, Florida • Lake Minneola H.S.

##### **SINGLE-GAME CAREER HIGHS**

Receptions: 1, four times (last: vs. Indiana State, 10-29-2022)

Receiving Yards: 12, vs. Western Illinois, 10-1-2022

Long Reception: 12 yards, vs. Western Illinois, 10-1-2022

Receiving Touchdowns: N/A

Punt Returns: 1, at Youngstown State, 10-30-2021

Long Punt Return: 2 yards, at Youngstown State, 10-30-2021



#### 19-A.J. COONS

6-4, 215, So.

Solon, Iowa • Solon H.S.

##### **SINGLE-GAME CAREER HIGHS**

Receptions: 1, at Indiana State, 9-25-2021, and vs. Western Illinois, 10-1-2022

Receiving Yards: 19, vs. Western Illinois, 10-1-2022

Long Reception: 19 yards, vs. Western Illinois, 10-1-2022

Receiving Touchdowns: N/A



#### 8-TYLER FELDKAMP

6-0, 195, So.

Sioux Falls, South Dakota • Roosevelt H.S.

##### **SINGLE-GAME CAREER HIGHS**

Receptions: 3, vs. South Dakota, 10-8-2022

Receiving Yards: 30, vs. South Dakota, 10-8-2022

Receiving Touchdowns: 1, vs. UC Davis, 9-10-2022

Long Reception: 22 yards, vs. Lindenwood, 9-11-2021

Kickoff Returns: 5, vs. Northern Iowa, 10-23-2021

Kickoff Return Yards: 87, vs. Northern Iowa, 10-23-2021

Long Kick Return: 41 yards, vs. North Dakota, 11-20-2021


Punt Returns: 3, three times (last: vs. Western Illinois, 10-1-2022)

Punt Return Yards: 26, vs. Dixie State, 10-2-2021

Long Punt Return: 14 yards, vs. Dixie State, 10-2-2021

Rushing Yards: 3 (on 1 attempt), vs. Dixie State, 10-2-2021

All-Purpose Yards: 94, vs. Northern Iowa, 10-23-2021



#### 1-JADON JANKE

6-3, 210, Sr.

Madison, South Dakota • Madison H.S.

##### **SINGLE-GAME CAREER HIGHS**

Receptions: 8, at Missouri State, 9-24-2022

Receiving Yards: 129, vs. Illinois State, 11-12-2022

Receiving Touchdowns: 2, four times (last: at Missouri State, 9-24-2022)

Long Reception: 52 yards, vs. Southern Illinois, 10-9-2021

Kickoff Returns: 4, at Montana State, 12-18-2021

Kickoff Return Yards: 101, at Montana State, 12-18-2021

Long Kick Return: 44 yards, at Montana State, 12-18-2021

Punt Returns: 5, at Northern Iowa, 11-5-2022

Punt Return Yards: 78, at Northern Iowa, 11-5-2022

Long Punt Return: 58 yards, at North Dakota, 10-22-2022

Rushing Yards: 10 (on 1 attempt), at Missouri State, 9-24-2022

Passing Yards: 16 (on 1 att.), at North Dakota, 10-22-2022

All-Purpose Yards: 172, at North Dakota, 10-22-2022

*Note: Recovered blocked punt in end zone for touchdown at Southern Illinois, 11-10-2018*



#### 10-JAXON JANKE

6-3, 210, Sr.

Madison, South Dakota • Madison H.S.

##### **SINGLE-GAME CAREER HIGHS**

Receptions: 9, at Western Illinois, 10-16-2021, and vs. Western Illinois, 10-1-2022

Receiving Yards: 161, at North Dakota, 2-27-2021

Receiving Touchdowns: 2, three times (last: at Villanova, 12-11-2021)

Long Reception: 76 yards (for TD), at North Dakota, 2-27-2021

Punt Returns: 4, vs. Long Island, 9-7-2019

Punt Return Yards: 111, vs. Long Island, 9-7-2019

Long Punt Return: 77 yards (for TD), vs. Long Island, 9-7-2019

Kickoff Returns: 1, three times (last: vs. Illinois State, 11-9-2019)

Kickoff Return Yards: 20, vs. Illinois State, 11-9-2019

Long Kick Return: 20 yards, vs. Illinois State, 11-9-2019

Rushing Yards: 14 yards (on 1 attempt), at Missouri State, 9-24-2022



## CAREER HIGHS — OFFENSE

### WIDE RECEIVERS (cont.)



**5-LANDON WOLF**  
**5-10, 160, Grad.**  
**Tulsa, Oklahoma • East Central H.S./**  
**Oklahoma State**

**SINGLE-GAME CAREER HIGHS**

Receptions: 2, vs. Indiana State, 10-29-2022  
Receiving Yards: 23, at Northern Iowa, 11-5-2022  
Long Reception: 23 yards, at Northern Iowa, 11-5-2022  
Receiving Touchdowns: N/A  
Punt Returns: 1, at Colorado State, 9-3-2021, and vs. UC Davis, 9-10-2022  
Punt Return Yards: 12, vs. UC Davis, 9-10-2022  
Long Punt Return: 12 yards, vs. UC Davis, 9-10-2022

### TIGHT ENDS



**87-ZACH HEINS**  
**6-7, 260, Sr.**  
**Sioux Falls, South Dakota • Washington H.S.**

**SINGLE-GAME CAREER HIGHS**

Receptions: 7, at Missouri State, 9-24-2022  
Receiving Yards: 127, at Missouri State, 9-24-2022  
Long Reception: 43 yards, at Northern Iowa, 2-19-2021  
Receiving Touchdowns: 2, vs. Lindenwood, 9-11-2021



**85-TUCKER KRAFT**  
**6-5, 255, Jr.**  
**Timber Lake, South Dakota •**  
**Timber Lake H.S.**

**SINGLE-GAME CAREER HIGHS**

Receptions: 10, vs. Southern Illinois, 10-9-2021  
Receiving Yards: 124, vs. Southern Illinois, 10-9-2021  
Long Reception: 57 yards, at Northern Iowa, 11-5-2022  
Receiving Touchdowns: 2, vs. Lindenwood, 9-11-2021  
Rushing Yards: 4 (on 1 attempt), at North Dakota State, 4-17-2021, and vs. North Dakota State, 11-6-2021  
Kickoff Return Yards: 30 (on 1 attempt), at North Dakota, 10-22-2022




**34-MIKE MORGAN**  
**6-3, 235, Sr.**  
**New Lenox, Illinois •**  
**Lincoln-Way Central H.S.**

**SINGLE-GAME CAREER HIGHS**

Receptions: 2, vs. Dixie State, 10-2-2021, and vs. Indiana State, 10-29-2022  
Receiving Yards: 66, vs. Dixie State, 10-2-2021  
Long Reception: 55 yards (for TD), vs. Dixie State, 10-2-2021  
Receiving Touchdowns: 2, vs. Dixie State, 10-2-2021  
Rushing Yards: 3 (on 1 attempt), at North Dakota, 10-22-2022  
Kickoff Return Yards: 14 (on 1 attempt), at Western Illinois, 10-16-2021

### SPECIALISTS



**47-MICHAEL DROTZMANN**  
**6-3, 210, Jr.**  
**Yankton, South Dakota • Yankton H.S.**

**SINGLE-GAME CAREER HIGHS**

Punts: 1, vs. Butler, 9-17-2022  
Long Punt: 52 yards, vs. Butler, 9-17-2022



**10-HUNTER DUSTMAN**  
**6-3, 230, Jr.**  
**East Bethel, Minnesota • St. Francis H.S.**

**SINGLE-GAME CAREER HIGHS**

Field Goals Made: 3, three times (last: vs. Illinois State, 11-12-2022)  
Field Goals Attempted: 3, five times (last: vs. Illinois State, 11-12-2022)  
Long Field Goal: 45 yards, at Northern Iowa, 11-5-2022, and vs. Illinois State, 11-12-2022  
Extra Points Made: 7, at North Dakota, 10-22-2022, and vs. Indiana State, 10-29-2022  
Extra Points Attempted: 7, at North Dakota, 10-22-2022, and vs. Indiana State, 10-29-2022  
Total Points: 11, three times (last: vs. Illinois State, 11-12-2022)  
Punts: 11, at Iowa, 9-3-2022  
Punt Average (Min. 3 Punts): 49.5 yards (on 4 attempts), vs. Dixie State, 10-2-2021  
Punts Inside 20: 3, at Sacramento State, 12-4-2021, and vs. South Dakota, 10-8-2022  
Long Punt: 59 yards, at Sacramento State, 12-4-2021




**99-JACK GREEN**  
**6-3, 195, R-Fr.**  
**Rapid City, South Dakota •**  
**St. Thomas More H.S.**

**SINGLE-GAME CAREER HIGHS**

Extra Points Made: 2, vs. Butler, 9-17-2022  
Extra Points Attempted: 2, vs. Butler, 9-17-2022  
Total Points: 2, vs. Butler, 9-17-2022

## CAREER HIGHS — DEFENSE

### DEFENSIVE ENDS



**44-KEVIN BRENNER**  
**6-3, 240, Jr.**  
**Silver Lake, Wisconsin • Wilmot Union H.S.**

#### **SINGLE-GAME CAREER HIGHS**

Solo Tackles: 2, vs. Lindenwood, 9-11-2021, and vs. UC Davis, 9-10-2022  
 Assisted Tackles: 2, vs. UC Davis, 9-10-2022  
 Total Tackles: 4, vs. UC Davis, 9-10-2022  
 Tackles for Loss: 1.0, at Colorado State, 9-3-2021, and vs. Lindenwood, 9-11-2021



**48-QUINTON HICKS**  
**6-3, 245, Sr.**  
**Wichita, Kansas • Campus H.S.**

#### **SINGLE-GAME CAREER HIGHS**

Solo Tackles: 3, three times (last: at North Dakota, 10-22-2022)  
 Assisted Tackles: 3, three times (last: vs. South Dakota, 10-8-2022)  
 Total Tackles: 5, at Western Illinois, 10-16-2021  
 Tackles for Loss: 2.0, vs. Long Island, 9-7-2019  
 Sacks: 1.5, at Missouri State, 11-2-2019  
 Forced Fumbles: 1, vs. Long Island, 9-7-2019, and at North Dakota, 10-22-2022  
 Fumble Recoveries: 1, vs. Long Island, 9-7-2019  
 Pass Breakups: 1, vs. Youngstown State, 3-13-2021



**53-CADEN JOHNSON**  
**6-3, 235, Jr.**  
**Wahoo, Nebraska • Bishop Neumann H.S.**

#### **SINGLE-GAME CAREER HIGHS**

Solo Tackles: 2, four times (last: at North Dakota, 10-22-2022)  
 Assisted Tackles: 3, at North Dakota State, 10-15-2022  
 Total Tackles: 3, at North Dakota State, 10-15-2022  
 Tackles for Loss: 1.5, vs. Western Illinois, 3-6-2021  
 Sacks: 1.0, vs. Western Illinois, 3-6-2021, and vs. South Dakota, 10-8-2022  
 Forced Fumbles: 1, vs. Western Illinois, 10-1-2022  
 Fumble Recoveries: 1, at Colorado State, 9-3-2021  
 Pass Breakups: 1, vs. Western Illinois, 3-6-2021



**90-RANDY KEUMOGNE**  
**6-3, 230, Jr.**  
**Oakdale, Minnesota • Tartan H.S.**

#### **SINGLE-GAME CAREER HIGHS**

Solo Tackles: 1, at North Dakota State, 4-17-2021, and vs. Delaware, 5-8-2021  
 Assisted Tackles: 1, vs. Lindenwood, 9-11-2021, and vs. UC Davis, 11-27-2021  
 Total Tackles: 1, four times (last: vs. UC Davis, 11-27-2021)  
 Tackles for Loss: 1.0, at North Dakota State, 4-17-2021  
 Sacks: 1.0, at North Dakota State, 4-17-2021



**94-CADE TERVEER**  
**6-3, 250, Sr.**  
**Brandon, South Dakota • Brandon Valley H.S.**

#### **SINGLE-GAME CAREER HIGHS**

Solo Tackles: 4, at Youngstown State, 10-30-2021  
 Assisted Tackles: 3, vs. South Dakota, 10-8-2022  
 Total Tackles: 5, at Youngstown State, 10-30-2021, and vs. South Dakota, 10-8-2022  
 Tackles for Loss: 2.0, vs. North Dakota, 11-20-2021  
 Sacks: 2.0, vs. North Dakota, 11-20-2021  
 Forced Fumbles: 1, at Villanova, 12-11-2021  
 Interceptions: 1, vs. three times (last: at Sacramento State, 12-4-2021)  
 Long Interception Return: 14 yards, vs. UC Davis, 11-27-2021  
 Pass Breakups: 1, at Western Illinois, 10-16-2021, and vs. North Dakota, 11-20-2021



**57-LEVI VANDEN BOS**  
**6-3, 225, R-Fr.**  
**Rock Valley, Iowa • Western Christian H.S.**

#### **SINGLE-GAME CAREER HIGHS**

Solo Tackles: 1, vs. Dixie State, 10-2-2021, and vs. Butler, 9-17-2022  
 Total Tackles: 1, vs. Dixie State, 10-2-2021, and vs. Butler, 9-17-2022  
 Tackles for Loss: 1.0, vs. Dixie State, 10-2-2021  
 Sacks: 1.0, vs. Dixie State, 10-2-2021



**95-ZAC WILSON**  
**6-3, 235, Jr.**  
**Chipley, Florida • Chipley H.S.**

#### **SINGLE-GAME CAREER HIGHS**

Solo Tackles: 1, at Western Illinois, 10-16-2021, and at Missouri State, 9-24-2021  
 Assisted Tackles: 1, vs. Indiana State, 10-29-2022  
 Total Tackles: 1, three times (last: vs. Indiana State, 10-29-2022)  
 Tackles for Loss: 1.0, at Western Illinois, 10-16-2021  
 Sacks: 1.0, at Western Illinois, 10-16-2021



**97-REECE WINKELMAN**  
**6-4, 245, Sr.**  
**Marshall, Minnesota • Marshall H.S.**

#### **SINGLE-GAME CAREER HIGHS**

Solo Tackles: 6, vs. Delaware, 5-8-2021  
 Assisted Tackles: 3, five times (last: at North Dakota State, 10-15-2022)  
 Total Tackles: 8, vs. Delaware 5-8-2021  
 Tackles for Loss: 3.5, vs. Delaware, 5-8-2021  
 Sacks: 2.5, vs. Delaware, 5-8-2021  
 Forced Fumbles: 1, three times (last: at North Dakota, 10-22-2022)  
 Fumble Recoveries: 1, at Indiana State, 10-19-2019, and at Western Illinois, 10-16-2021  
 Pass Breakups: 1, six times (last: at North Dakota, 10-22-2022)  
 Blocked Kicks: 1, vs. Holy Cross, 4-24-2021, and vs. Delaware, 5-8-2021

## CAREER HIGHS — DEFENSE

### DEFENSIVE TACKLES



**93-MAX BALOUN**

**6-5, 270, Jr.**

**Redfield, South Dakota • Redfield H.S.**

#### **SINGLE-GAME CAREER HIGHS**

Solo Tackles: 1, three times (last: at Northern Iowa, 11-5-2022)

Assisted Tackles: 1, at North Dakota State, 10-15-2022, and vs. Indiana State, 10-29-2022

Total Tackles: 1, five times (last: vs. Northern Iowa, 11-5-2022)

Tackles for Loss: 1.0, at Iowa, 9-3-2022, and vs. Western Illinois, 10-1-2022

Sacks: 1.0, at Iowa, 9-3-2022, and vs. Western Illinois, 10-1-2022

Pass Breakups: 1, vs. Butler, 9-17-2022



**52-JAROD DePRIEST**

**6-5, 270, Jr.**

**Trivoli, Illinois • Farmington Central H.S.**

#### **SINGLE-GAME CAREER HIGHS**

Solo Tackles: 1, four times (last: at North Dakota, 10-22-2022)

Assisted Tackles: 3, at Indiana State, 9-25-2021

Total Tackles: 3, three times (last: vs. Illinois State, 11-12-2022)

Tackles for Loss: 1.0, four times (last: at North Dakota, 10-22-2022)

Sacks: 1.0, four times (last: at North Dakota, 10-22-2022)

Blocked Kicks: 1, vs. UC Davis, 9-10-2022



**99-CALEB SANDERS**

**6-1, 270, Sr.**

**Glenwood, Iowa • Glenwood H.S.**

#### **SINGLE-GAME CAREER HIGHS**

Solo Tackles: 5, at Kennesaw State, 12-8-2018

Assisted Tackles: 3, at Indiana State, 10-19-2019, and vs. Northern Iowa, 10-23-2021

Total Tackles: 5, three times (last: at Iowa, 9-3-2022)

Tackles for Loss: 3.0, at Northern Iowa, 11-5-2022

Sacks: 3.0, at Northern Iowa, 11-5-2022

Forced Fumbles: 1, vs. Southern Illinois, 10-9-2021

Fumble Recoveries: 1, at Villanova, 12-11-2021

Pass Breakups: 1, vs. Butler, 9-17-2022



**98-RYAN VAN MAREL**

**6-4, 280, Sr.**

**Sheldon, Iowa • Sheldon H.S.**

#### **SINGLE-GAME CAREER HIGHS**

Solo Tackles: 2, seven times (last: vs. Indiana State, 10-29-2022)

Assisted Tackles: 3, at Iowa, 9-3-2022

Total Tackles: 3, three times (last: at North Dakota State, 10-15-2022)

Tackles for Loss: 1.0, four times (last: at Missouri State, 9-24-2022)

Sacks: 1.0, at Youngstown State, 10-30-2021, and at Missouri State, 9-24-2022

Forced Fumbles: 1, vs. Southern Illinois, 10-9-2021

Blocked Kicks: 1, vs. Youngstown State, 3-13-2021

### LINEBACKERS



**32-ADAM BOCK**

**6-1, 215, Jr.**

**Solon, Iowa • Solon H.S.**

#### **SINGLE-GAME CAREER HIGHS**

Solo Tackles: 11, at South Dakota, 11-13-2021

Assisted Tackles: 10, at Indiana State, 9-25-2021

Total Tackles: 17, vs. Southern Illinois, 10-9-2021

Tackles for Loss: 2.5, three times (last: vs. South Dakota, 10-8-2022)

Sacks: 2.0, vs. South Dakota, 10-8-2022

Forced Fumbles: 1, three times (last: at Iowa, 9-3-2022)

Fumble Recoveries: 1, at Iowa, 9-3-2022


Interceptions: 1, at Indiana State, 9-25-2021, and vs. UC Davis, 11-27-2021

Long Interception Return: 39 yards (for TD), vs. UC Davis, 11-27-2021

Pass Breakups: 2, at Colorado State, 9-3-2021

Blocked Kicks: 1, at Youngstown State, 10-30-2021

*Note: Returned blocked PAT at Youngstown State for defensive extra point*



**9-CALEB FRANCL**

**6-0, 185, Jr.**

**Grand Island, Nebraska • Grand Island H.S.**

#### **SINGLE-GAME CAREER HIGHS**

Solo Tackles: 5, vs. Northern Iowa, 10-23-2021

Assisted Tackles: 4, at Indiana State, 9-25-2021

Total Tackles: 7, vs. Northern Iowa, 10-23-2021

Tackles for Loss: 2.0, vs. Long Island, 9-7-2019

Fumble Recoveries: 1, vs. Dixie State, 10-2-2021

Interceptions: 1, at Iowa, 9-3-2022

Pass Breakups: 1, at Indiana State, 9-25-2021, and at Iowa, 9-3-2022



**11-JASON FREEMAN**

**5-9, 200, Jr.**

**Zion, Illinois • Zion-Benton Township H.S./  
Olivet Nazarene University**

#### **SINGLE-GAME CAREER HIGHS**

Solo Tackles: 6, at North Dakota, 10-22-2022

Assisted Tackles: 6, vs. Indiana State, 10-29-2022


Total Tackles: 10, vs. Indiana State, 10-29-2022

Tackles for Loss: 1.0, five times (last: vs. Illinois State, 11-12-2022)

Sacks: 1.0, three times (last: vs. Illinois State, 11-12-2022)

Pass Breakups: 1, vs. UC Davis, 9-10-2022, and vs.

Western Illinois, 10-1-2022



**40-AARON KUSLER**

**6-2, 220, So.**

**Sioux Falls, South Dakota • Roosevelt H.S.**

#### **SINGLE-GAME CAREER HIGHS**

Solo Tackles: 2, at Indiana State, 9-25-2021

Assisted Tackles: 2, vs. Lindenwood, 9-11-2021

Total Tackles: 3, vs. Lindenwood, 9-11-2021



## CAREER HIGHS — DEFENSE

### LINEBACKERS (cont.)



**43-ADAM KUSLER**

**6-3, 215, Sr.**

**Sioux Falls, South Dakota • Roosevelt H.S.**

**SINGLE-GAME CAREER HIGHS**

Solo Tackles: 2, vs. Dixie State, 10-2-2021, and vs. Indiana State, 10-29-2022

Assisted Tackles: 3, vs. Dixie State, 10-2-2021

Total Tackles: 5, vs. Dixie State, 10-2-2021

Tackles For Loss: 1.0, vs. Indiana State, 10-29-2022

Pass Breakups: 1, at Colorado State, 9-3-2021, and vs. Dixie State, 10-2-2021



**0-DAETON McGAUGHY**

**6-0, 210, Jr.**

**Elwood, Kansas • Lafayette H.S.**

**SINGLE-GAME CAREER HIGHS**


Solo Tackles: 5, vs. Butler, 9-17-2022

Assisted Tackles: 4, vs. Lindenwood, 9-11-2021

Total Tackles: 7, vs. Butler, 9-17-2022

Interceptions: 1, three times (last: vs. UC Davis, 9-10-2022)

Fumble Recoveries: 1, vs. Western Illinois, 10-1-2022



**38-TREVOR SCOTT**

**5-11, 200, Fr.**

**Kansas City, Missouri • Platte County H.S.**

**SINGLE-GAME CAREER HIGHS**

Solo Tackles: 2, at North Dakota State, 10-15-2022

Assisted Tackles: 1, at North Dakota State, 10-15-2022

Total Tackles: 3 at North Dakota State, 10-15-2022



**30-PAYTON SHAFER**

**6-0, 210, Sr.**

**Cottage Grove, Minnesota • Park H.S.**

**SINGLE-GAME CAREER HIGHS**

Solo Tackles: 5, at North Dakota, 10-22-2022

Assisted Tackles: 4, at Northern Iowa, 11-5-2022

Total Tackles: 6, at North Dakota, 10-22-2022

Tackles for Loss: 2.0, vs. Lindenwood, 9-11-2021

Sacks: 1.0, vs. Lindenwood, 9-11-2021

Pass Breakups: 1, vs. Western Illinois, 3-6-2021



**29-GRAHAM SPALDING**

**6-1, 205, Jr.**

**Oviedo, Florida • Lake Howell H.S.**

**SINGLE-GAME CAREER HIGHS**

Solo Tackles: 4, six times (last: vs. North Dakota, 10-22-2022)

Assisted Tackles: 8, vs. Northern Iowa, 10-23-2021

Total Tackles: 12, vs. Northern Iowa, 10-23-2021

Tackles for Loss: 2.5, vs. Northern Iowa, 10-23-2021

Sacks: 1.0, at Colorado State, 9-3-2021

Forced Fumbles: 1, at Southern Illinois, 3-20-2021

Fumble Recoveries: 1, vs. Indiana State, 10-29-2021

Interceptions: 1, vs. Lindenwood, 9-11-2021, and vs. Northern Iowa, 10-23-2021

Pass Breakups: 1, three times (last: vs. Northern Iowa, 10-23-2021)



**2-ISAIAH STALBIRD**

**6-1, 200, Sr.**

**Kearney, Nebraska • Kearney H.S./Nebraska**

**SINGLE-GAME CAREER HIGHS**

Solo Tackles: 8, at North Dakota, 10-22-2022

Assisted Tackles: 6, vs. North Dakota State, 11-6-2021

Total Tackles: 9, three times (last: at Sacramento State, 12-4-2021)

Tackles for Loss: 1.5, at Indiana State, 9-25-2021

Forced Fumbles: 1, vs. Southern Illinois, 10-9-2021, and at Montana State, 12-18-2021

Fumble Recoveries: 1, at North Dakota, 10-22-2022

Pass Breakups: 2, at North Dakota, 2-27-2021

Blocked Kicks: 1, at Northern Iowa, 2-19-2021



**6-6, 205, Sr.**

**Waseca, Minnesota • Waseca H.S.**

**SINGLE-GAME CAREER HIGHS**

Solo Tackles: 4, vs. Indiana State, 10-29-2022

Assisted Tackles: 2, four times (last: vs. Illinois State, 11-12-2022)

Total Tackles: 5, vs. Western Illinois, 3-6-2021, and vs. Indiana State, 10-29-2022

### CORNERBACKS



**26-STEVEN ARRELL**

**6-2, 190, So.**

**Brooklyn Park, Minnesota • Osseo H.S.**

**SINGLE-GAME CAREER HIGHS**

Solo Tackles: 4, vs. Dixie State, 10-2-2021

Assisted Tackles: 3, vs. Dixie State, 10-2-2021

Total Tackles: 7, vs. Dixie State, 10-2-2021

Tackles for Loss: 1.0, three times (last: at Missouri State, 9-24-2022)

Interceptions: 1, vs. Dixie State, 10-2-2021

Pass Breakups: 1, three times (last: vs. Indiana State, 10-29-2022)

Forced Fumbles: 1, vs. Western Illinois, 10-1-2022

Fumble Recoveries: 1, vs. Butler, 9-17-2022



**7-DALYS BEANUM**

**6-1, 185, Jr.**

**Omaha, Nebraska • Millard West H.S.**

**SINGLE-GAME CAREER HIGHS**

Solo Tackles: 4, at North Dakota State, 10-15-2022

Assisted Tackles: 3, at Indiana State, 9-25-2021

Total Tackles: 4, at Iowa, 9-3-2022, and at North Dakota State, 10-15-2022

Tackles for Loss: 1.0, at Western Illinois, 10-16-2021

Forced Fumbles: 1, at Villanova, 12-11-2021

Interceptions: 3, vs. UC Davis, 11-27-2021

Interception Return Yards: 60, vs. UC Davis, 11-27-2021

Long Interception Return: 59 yards (for TD), vs. UC Davis, 11-27-2021

Pass Breakups: 1, six times (last: vs. Illinois State, 11-12-2022)

Blocked Kicks: 1, vs. South Dakota, 10-8-2022

## CAREER HIGHS — DEFENSE

### CORNERBACKS (cont.)



**13-AYDAN DAUTERMANN**

**6-1, 185, R-Fr.**

**Hartford, Wisconsin • Slinger H.S.**

***SINGLE-GAME CAREER HIGHS***

Solo Tackles: 2, vs. Butler, 9-17-2022

Assisted Tackles: 1, vs. Butler, 9-17-2022

Total Tackles: 3, vs. Butler, 9-17-2022

Pass Breakups: 1, three times (last: vs. Indiana State, 10-29-2022)



**5-DySHAWN GALES**

**5-11, 190, Sr.**

**North Chicago, Illinois •**

**North Chicago Community H.S.**

***SINGLE-GAME CAREER HIGHS***

Solo Tackles: 5, vs. Dixie State, 10-2-2021

Assisted Tackles: 4, at Colorado State, 9-3-2021, and vs. Northern Iowa, 10-23-2021

Total Tackles: 6, vs. Dixie State, 10-2-2021, and vs.

Southern Illinois, 10-9-2021


Tackles for Loss: 1.0, eight times (last: at Missouri State, 9-24-2022)

Forced Fumbles: 1, vs. Lindenwood, 9-11-2021

Interceptions: 1, six times (last: vs. Illinois State, 11-12-2022)

Long Interception Return: 31 yards (for TD), at North Dakota, 10-22-2022

Pass Breakups: 2, four times (last: at Western Illinois, 10-16-2021)



**31-JALEN B. LEE**

**6-2, 180, Fr.**


**Wentzville, Missouri • Fort Zumwalt H.S.**

***SINGLE-GAME CAREER HIGHS***

Solo Tackles: 2, vs. Butler, 9-17-2022

Assisted Tackles: N/A

Total Tackles: 2, vs. Butler, 9-17-2022



**1-MALIK LOFTON**

**5-10, 190, Sr.**

**Minneapolis, Minnesota • Hopkins H.S.**

***SINGLE-GAME CAREER HIGHS***

Solo Tackles: 5, at Colorado State, 9-3-2021

Assisted Tackles: 2, three times (last: vs. Western Illinois, 10-1-2022)

Total Tackles: 6, at Colorado State, 9-3-2021

Fumble Recoveries: 1, vs. Southern Illinois, 10-9-2021, and vs. North Dakota State, 11-6-2021

Long Fumble Return: 97 yards (for TD), vs. Southern Illinois, 10-9-2021

Interceptions: 1, five times (last: vs. North Dakota, 10-22-2022)

Pass Breakups: 2, vs. UC Davis, 11-27-2021



### SAFETIES

**23-MATTHEW DURRANCE**

**6-2, 195, R-Fr.**

**Lutz, Florida • Steinbrenner H.S.**

***SINGLE-GAME CAREER HIGHS***

Solo Tackles: 1, six times (last: at North Dakota, 10-22-2022)

Assisted Tackles: 2, at Missouri State, 9-24-2022

Total Tackles: 3, at Missouri State, 9-24-2022

Interceptions: 1, at Missouri State, 9-24-2022



**14-COLBY HUERTER**

**6-1, 195, So.**

**Katy, Texas • Tompkins H.S.**

***SINGLE-GAME CAREER HIGHS***

Solo Tackles: 3, three times (last: at North Dakota, 10-22-2022)

Assisted Tackles: 5, vs. UC Davis, 9-10-2022

Total Tackles: 7, vs. UC Davis, 9-10-2022

Tackles for Loss: 1.0, vs. Western Illinois, 10-1-2022, and at North Dakota, 10-22-2022

Sacks: 1.0, at North Dakota, 10-22-2022

Interceptions: 1, at Missouri State, 9-24-2022, and at North Dakota State, 10-15-2022

Long Interception Return: 70 yards, at Missouri State, 9-24-2022

Pass Breakups: 1, at North Dakota State, 10-15-2022, and at Northern Iowa, 11-5-2022



**3-DONTAY JOHNSON**

**6-1, 170, Fr.**

**Fort Collins, Colorado •**

**Colorado Early College**

***SINGLE-GAME CAREER HIGHS***

Solo Tackles: 3, vs. UC Davis, 9-10-2022

Assisted Tackles: 1, vs. Butler, 9-17-2022

Total Tackles: 3, vs. UC Davis, 9-10-2022

Tackles for Loss: 1.0, vs. UC Davis, 9-10-2022

Pass Breakups: 1, vs. Butler, 9-17-2022



**37-TUCKER LARGE**

**5-11, 170, R-Fr.**

**Sioux Falls, South Dakota • Roosevelt H.S.**

***SINGLE-GAME CAREER HIGHS***

Solo Tackles: 4, vs. UC Davis, 9-10-2022


Assisted Tackles: 3, vs. UC Davis, 9-10-2022

Total Tackles: 7, vs. UC Davis, 9-10-2022

Pass Breakups: 1, vs. UC Davis, 9-10-2022, and at Northern Iowa, 11-5-2022

## CAREER HIGHS — DEFENSE

### SAFETIES (cont.)



**35-CHASE NORBLADE**

**6-1, 185, Sr.**

**Papillion, Nebraska •**

**Papillion-La Vista South H.S.**

#### ***SINGLE-GAME CAREER HIGHS***

Solo Tackles: 6, vs. Western Illinois, 3-6-2021

Assisted Tackles: 3, three times (last: at North Dakota State, 4-17-2021)

Total Tackles: 6, vs. Western Illinois, 3-6-2021

Tackles for Loss: 1.0, vs. Northern Iowa, 12-7-2019, and at North Dakota, 10-22-2022

Fumble Recoveries: 1, vs. Holy Cross, 4-24-2021

Interceptions: 1, three times (last: at Northern Iowa, 11-5-2022)

Pass Breakups: 1, vs. North Dakota State, 11-6-2021



**25-CALE REEDER**

**6-0, 180, Jr.**

**Yorkville, Illinois • Yorkville H.S.**

#### ***SINGLE-GAME CAREER HIGHS***

Solo Tackles: 7, vs. UC Davis, 11-27-2021

Assisted Tackles: 4, vs. North Dakota State, 11-6-2021

Total Tackles: 8, vs. UC Davis, 11-27-2021

Tackles for Loss: 2.0, at Villanova, 12-11-2021

Sacks, 1.0, vs. South Dakota, 12-8-2022

Interceptions: 1, three times (last: at Northern Iowa, 11-5-2022)

Pass Breakups: 1, seven times (last: at Montana State, 12-18-2021)