



SOUTH DAKOTA STATE UNIVERSITY

JACKRABBIT ATHLETICS NEWS RELEASE

Jackrabbit Sports Information • 2820 HPER Center • Brookings, SD 57007-1497
 Football Contact/Assistant AD-Athletic Communications: Jason Hove E-mail: Jason.Hove@sdsu.edu
 Office Phone: (605) 688-4623 Mobile: (605) 695-1827 Fax: (605) 688-5999
 Facebook: www.facebook.com/jackrabbit.nation Twitter: @GoJacksSDSU Website: www.GoJacks.com

2022 FOOTBALL INFORMATION

Jackrabbits close regular season

GAME NOTES — NOV. 12



HEAD COACH: Brock Spack (Purdue, 1983)
 • 94-64 record in 14 seasons as a collegiate head coach — all at Illinois State

ILLINOIS STATE (5-4, 3-3 MVFC)
at #1/1 SOUTH DAKOTA STATE (9-1, 7-0 MVFC)

Military Appreciation Day // Senior Day

2 p.m. Saturday • Dana J. Dykhouse Stadium; Brookings, S.D.

SERIES NOTES

- 11th Meeting (Series tied, 5-5)
- Illinois State claimed a 27-18 victory in the teams' last meeting on Nov. 9, 2019, at Dana J. Dykhouse Stadium

MEDIA INFORMATION

- Game will be televised on ESPN+ and Midco Sports 2 with the broadcast team of Tom Nieman and David Brown
- Pre-game radio show begins at noon Central on the Jackrabbit Sports Network, which includes flagship station WNAX 570 AM-Yankton and the following affiliates:
 • KJJQ 910 AM-Brookings • KXLG 100.3 FM-Milbank • KORN 1490 AM/101.3 FM-Mitchell
 • KELO 1320 AM/KELQ 107.9 FM-Sioux Falls • KCCR 1240 AM/98.9 FM-Pierre
 • KLOH 1050 AM/94.1 FM-Pipestone, Minn. • KXLG 99.1 FM-Watertown • KWYR 93.7 FM-Winner
- Radio team of Tyler Merriam (play-by-play), Al Bahe (color), Scotty Kwas (sidelines) and Brent Bowen (pregame/postgame host) will call the action



HEAD COACH: John Stiegelmeier (SDSU, 1979)
 • 194-112 record in 26 seasons — all at South Dakota State
STARTERS RETURNING: 14 (6 Off., 7 Def., 1 ST)

2022 SCHEDULE AND RESULTS

SEPTEMBER

3	at Iowa	L, 3-7
10	UC DAVIS [Dairy Drive]	W, 24-22
17	BUTLER [Beef Bowl]	W, 45-17
24	*at Missouri State	W, 28-14

OCTOBER

1	*WESTERN ILLINOIS	W, 34-10
8	*SOUTH DAKOTA [Showdown Series]	W, 28-3
15	*at North Dakota State	W, 23-21
22	*at North Dakota	W, 49-35
29	*INDIANA STATE [Hobo Day]	W, 49-7

NOVEMBER

5	*at Northern Iowa	W, 31-28
12	*ILLINOIS STATE [Senior Day/Military Appreciation]	2 p.m.
26	FCS Playoffs begin (if qualified)	TBD

* Missouri Valley Football Conference game
 All times Central

TALE OF THE TAPE — 2022 SEASON STATISTICS

ILLINOIS STATE	CATEGORY	SOUTH DAKOTA STATE
18.1	Points Per Game	31.4
20.0	Points Allowed Per Game	16.4
116.3	Rushing Yardage Per Game	161.9
138.9	Rush Yardage Allowed/Game	73.8
200.1	Passing Yardage Per Game	199.4
10.6	Average Per Catch	11.7
172.8	Pass Yardage Allowed/Game	196.5
316.4	Total Offense Per Game	361.3
311.7	Total Offense Allowed/Game	270.3
22.6	Kick Return Average	18.5
8.7	Punt Return Average	10.1
7-61	Interception Returns	14-177
9-4	Fumbles-Lost	6-3
40-318	Penalties-Yards	73-549
28:25	Time of Possession/Game	32:51
59/133 (44%)	Third-Down Conversions	58/124 (47%)

SERIES SCORES

2008:	South Dakota State 52, Illinois State 21 (Nov. 8, 2008, at Coughlin-Alumni Stadium)
2009:	South Dakota State 38, Illinois State 17 (Sept. 26, 2009, at Normal, Ill.)
2010:	Illinois State 24, South Dakota State 14 (Sept. 18, 2010, at Coughlin-Alumni Stadium)
2011:	Illinois State 20, South Dakota State 13 (Sept. 24, 2011, at Normal, Ill.)
2014:	Illinois State 45, South Dakota State 10 (Oct. 4, 2014, at Normal, Ill.)
2015:	South Dakota State 25, Illinois State 20 (Nov. 7, 2015, at Coughlin-Alumni Stadium)
2016:	Illinois State 38, South Dakota State 21 (Oct. 29, 2016, at Normal, Ill.)
2017:	South Dakota State 27, Illinois State 24 [OT] (Nov. 11, 2017, at Dana J. Dykhous Stadium)
2018:	South Dakota State 38, Illinois State 28 (Oct. 27, 2018, at Normal, Ill.)
2019:	Illinois State 27, South Dakota State 18 (Nov. 9, 2019, at Dana J. Dykhous Stadium)

Sports Information Contact: Jason Hove

Nov. 8, 2022

BROOKINGS, S.D. — Even though top-ranked South Dakota State has wrapped up at least a share of the Missouri Valley Football Conference title, there is more history to be made heading into Saturday's regular season finale against Illinois State.

First, SDSU has an opportunity to set a school record for consecutive victories. The Jackrabbits posted their ninth straight win with a 31-28, last-second victory at Northern Iowa last Saturday. That tied the mark first set in 1928 and matched with a streak that carried over between the 1950 (last three games) and 1951 (first six games) seasons.

Secondly, the Jackrabbits will attempt to run the table in the Missouri Valley Football Conference for the first time in program history. SDSU finished with a 7-1 mark in league play in both 2009 and 2016.

Finally, SDSU is in position to reach the 10-win mark in regular season play. The Jackrabbits reached the 10-win mark in 2017 (11 wins), 2018 (10 wins) and 2021 (11 wins), but needed multiple victories in postseason play to accomplish the feat.

At 9-1 overall and 7-0 in the MVFC, the Jacks are ranked atop the Football Championship Subdivision polls for the fourth straight week. SDSU has secured an automatic berth into the FCS playoffs, extending its postseason streak to 11 consecutive seasons and its 12th playoff appearance in its Division I history (since 2004).

Illinois State, meanwhile, saw its playoff chances take a hit last week as it dropped a 19-17 home decision to Youngstown State. The Redbirds enter Saturday's contest 5-4 overall and 3-3 in the MVFC.

Kickoff for Saturday's game is set for 2 p.m. at Dana J. Dykhous Stadium, with television coverage available on Midco Sports and ESPN+. The Jackrabbit senior class will be honored during pre-game ceremonies at approximately 1:40 p.m.

THE SERIES: Saturday's game marks the 11th meeting on the gridiron between SDSU and Illinois State, a series that dates back to when the Jackrabbits joined the Missouri Valley Football Conference at the start of the 2008 season. The two squads last met during the 2019 season, when the Redbirds evened the series at five games apiece with a 27-18 victory at Dana J. Dykhous Stadium.

In the most recent matchup, Nov. 9, 2019, Illinois State scored on four consecutive second-half possessions and forced three turnovers in the final 17 minutes to come away with the victory. Sam Fenlason kicked four field goals for the Redbirds, while running back James Robinson carried 24 times for 98 yards.

Christian Rozeboom became SDSU's career tackles leader in the game, tallying 14 stops to end the day with 446 for his career.

JACKS PICKED SECOND IN VALLEY: South Dakota State has been picked to finish second in the 2022 Missouri Valley Football Conference race, according to a preseason poll conducted among the league's coaches, sports information directors and a select media panel that was announced in early August.

Defending league and national champion North Dakota State earned the top spot in the poll with 446 points and 39 first-place votes, followed by the Jackrabbits with the other two first-place votes and 407 points. Missouri State (355), Southern Illinois (306) and Northern Iowa (304) rounded out the top five.

Since joining the MVFC at the start of the 2008 season, SDSU has been picked to finish second in the league standings on seven occasions and was tabbed as the favorite in 2021.

SEASON 15 IN THE MVFC: The 2022 season marks South Dakota State's 15th as a member of the Missouri Valley Football Conference. Since joining the league in 2008, SDSU is the only program in that span to not have a losing season in conference play.

The Jackrabbits hold an 83-34 record in MVFC games and have now won six or more league games seven times. SDSU previously earned a share of league titles in 2016 and during the 2020-21 spring season.

2022 SEASON HIGHS

TEAM GAME HIGHS

RUSHING ATTEMPTS: 47, vs. Western Illinois, 10-1-2022
RUSHING YARDS: 270, vs. Western Illinois, 10-1-2022
YARDS PER RUSH: 5.7, vs. Western Illinois, 10-1-2022
RUSHING TOUCHDOWNS: 4, vs. Indiana State, 10-29-2022
PASS ATTEMPTS: 34, at Northern Iowa, 11-5-2022
PASS COMPLETIONS: 25, vs. Indiana State, 10-29-2022
YARDS PASSING: 319, at Missouri State, 9-24-2022
YARDS PER PASS: 11.0, at Missouri State, 9-24-2022
PASSING TOUCHDOWNS: 4, at Missouri State, 9-24-2022
TOTAL PLAYS: 80, vs. Western Illinois, 10-1-2022
TOTAL OFFENSE: 475, at Missouri State, 9-24-2022
YARDS PER PLAY: 7.2, at Missouri State, 9-24-2022
POINTS: 49, at North Dakota, 10-22-2022, and vs. Indiana State, 10-29-2022
FIRST DOWNS: 28, vs. Western Illinois, 10-1-2022
SACKS BY: 4, at Missouri State, 9-24-2022
PENALTIES: 12, at Iowa, 9-3-2022
PENALTY YARDS: 74, at Northern Iowa, 11-5-2022
TURNOVERS BY: 3, vs. UC Davis, 9-10-22
TURNOVERS FORCED: 3, vs. Butler, 9-24-2022, and at North Dakota, 10-22-2022
INTERCEPTIONS: 2, four times (last: at Northern Iowa, 11-5-2022)
FUMBLES RECOVERED: 2, vs. Butler, 9-17-202
PUNTS: 11, at Iowa, 9-3-22

SDSU'S 2022 RECORD WHEN ...

Jackrabbits score first	6-0
Opponent scores first	3-1
Jackrabbits lead after one quarter.....	6-0
Opponent leads after one quarter	3-1
Game is tied after one quarter	0-0
Jackrabbits lead at halftime	7-0
Opponent leads at halftime	2-0
Game is tied at halftime	0-1
Jackrabbits lead after three quarters.....	7-0
Opponent leads after three quarters	1-1
Game is tied after three quarters	1-0
Game is decided in overtime.....	0-0
Jackrabbits play at home.....	5-0
SDSU plays on the the road	4-1
Neutral-site contest	0-0
Jackrabbits commit fewer turnovers than opponent ..	7-1
Opponent commits fewer turnovers than SDSU.....	1-0
Turnover margin is equal.....	1-0
Jackrabbits commit fewer penalties than opponent ..	2-0
Opponent commits fewer penalties than SDSU	7-1
Teams commit same number of penalties	0-0
Jackrabbits have time of possession advantage	8-0
Opponent has time of possession advantage	1-1
Game is played on artificial surface	9-1
Game is played on natural grass/hybrid surface	0-0
Game is played during the day	7-1
Game is played at night (6 p.m. or later kickoff)	2-0

ELITE COMPANY: South Dakota State is one of only two Football Championship Subdivision programs to reach the playoffs each of the last 10 seasons, including advancing to the national semifinals or championship game in four of the last five seasons. The Jackrabbits have secured the Missouri Valley Football Conference's automatic bid to the 2022 playoffs, assuring SDSU of its 11th consecutive postseason appearance.

Defending national champion North Dakota State holds the longest active streak with 12 consecutive trips to the playoffs.

RANKINGS STREAK: By being ranked first for the fourth week in a row in the Stats Perform FCS poll, SDSU has now appeared in the top 25 of 142 consecutive media polls dating back to October 2012. The Jackrabbits also were selected as the FedEx Ground FCS National Team of the Week by Stats Perform after beating top-ranked North Dakota State on Oct. 15 to move into the top spot in the poll for the first time in program history.

The Jackrabbits' second-place preseason showing in 2022 marked the highest in program history, surpassing a third-place preseason ranking three times (2018, 2019, 2021).

Following is a week-by-week listing of South Dakota State's national rankings:

Date	Stats Perform	AFCA
Preseason	2nd	3rd
Sept. 5/6	2nd	3rd
Sept. 12	2nd	3rd
Sept. 19	T-2nd	3rd
Sept. 26	2nd	3rd
Oct. 3	2nd	3rd
Oct. 10	2nd	3rd
Oct. 17	1st	1st
Oct. 24	1st	1st
Oct. 31	1st	1st
Nov. 7	1st	1st

COMEBACK KIDS: South Dakota State trailed 21-7 in the first half in consecutive games before rallying for wins at North Dakota State (23-21) on Oct. 15 and at North Dakota (49-35) a week later.

That marked the first time the Jackrabbits overcame double-digit deficits in back-to-back games since October 2006. In that season, SDSU came back from a 28-6 third-quarter deficit against Cal Poly for a 29-28 victory, followed by a 22-21 Hobo Day win over UC Davis in which the Jackrabbits trailed 21-7 in the second quarter.

Overall, SDSU has won 16 games at the FCS level in which it trailed by at least 10 points at some point in the game, including nine against MVFC opponents.

300 AND COUNTING: The Sept. 24 league opener at Missouri State marked John Stiegelmeier's 300th game as head coach at South Dakota State. Since taking over the program at the start of the 1997 season, Coach Stig has led the Jackrabbits to a 194-112 overall record, including an 83-34 mark in MVFC contests.

Counting his nine seasons as a full-time assistant coach at SDSU prior to becoming head coach, Stiegelmeier has been on the sidelines (or coaching booth) for 403 Jackrabbit football games, helping lead teams to a combined 250-153 record.

CAPTAINS: Leading the Jackrabbit football team are seven captains:

- Adam Bock, Jr., linebacker, Solon, Iowa;
- Garret Greenfield, Sr., offensive lineman, Rock Valley, Iowa;
- Mark Gronowski, So., quarterback, Naperville, Illinois;
- Mason McCormick, Sr., offensive lineman, Sioux Falls;
- Caleb Sanders, Sr., defensive tackle, Glenwood, Iowa;
- Reece Winkelman, Grad., defensive end, Marshall, Minnesota;
- Landon Wolf, Grad., wide receiver, Tulsa, Oklahoma.

2022 AWARDS

MVFC OFFENSIVE PLAYER OF THE WEEK

- Mark Gronowski (Sept. 24, Oct. 22)
- Isaiah Davis (Oct. 1)

MVFC OFFENSIVE LINEMAN OF THE WEEK

- Mason McCormick (Oct. 1)

MVFC DEFENSIVE PLAYER OF THE WEEK

- Adam Bock (Sept. 3)

MVFC DEFENSIVE SPECIAL TEAMS PLAYER OF THE WEEK

- Hunter Dustman (Oct. 15, Nov. 5)

PRESEASON HONORS

PRESEASON ALL-MVFC FIRST TEAM

- Adam Bock (LB)
- Isaiah Davis (RB)
- Garret Greenfield (OL)
- Jaxon Janke (WR)
- Tucker Kraft (TE)
- Mason McCormick (OL)
- Caleb Sanders (DT)
- Reece Winkelman (DE)

PRESEASON ALL-MVFC SECOND TEAM

- Mark Gronowski (QB)

STATS PERFORM PRESEASON ALL-AMERICA FIRST TEAM

- Isaiah Davis (RB)
- Tucker Kraft (TE)
- Mason McCormick (OL)

STATS PERFORM PRESEASON ALL-AMERICA SECOND TEAM

- Adam Bock (LB)
- Garret Greenfield (OL)

STATS PERFORM PRESEASON ALL-AMERICA THIRD TEAM

- Jaxon Janke (WR)

HERO SPORTS PRESEASON ALL-AMERICA FIRST TEAM

- Adam Bock (LB)
- Isaiah Davis (RB)
- Garret Greenfield (OL)
- Jaxon Janke (WR)
- Tucker Kraft (TE)
- Mason McCormick (OL)

HERO SPORTS PRESEASON ALL-AMERICA THIRD TEAM

- Zach Heins (TE)
- Caleb Sanders (DT)

McCormick is in his second season as a captain, while all other captains are in their first seasons in the role.

DUSTMAN HONORED: For the second time this season, South Dakota State's Hunter Dustman has been named Missouri Valley Football Conference Special Teams Player of the Week after kicking a game-winning field goal. Dustman was again honored Monday, two days after helping lead the Jackrabbits to a 31-28 road win at Northern Iowa that also clinched at least a share of the league title.

A junior from East Bethel, Minnesota, Dustman was 3-for-3 on field goals on the afternoon to tie a career high. He connected from 23 yards out to cap the Jackrabbits' first offensive drive and added a career-long 45-yarder to close out the first half. His game-winner came from 26 yards with no time remaining on the clock.

In addition to his placekicking, Dustman handled the punting and kickoff duties for the Jackrabbits. He punted six times for an average of 39.7 yards with a long of 50 and recorded touchbacks on four of his five kickoffs.

Dustman also was honored as the MVFC Special Teams Player of the Week after kicking three field goals Oct. 15 at North Dakota State.

AWARD WATCH LISTS: Three South Dakota State standouts were among the 35 players named to the preseason watch list for the 2022 Walter Payton Award, which is presented annually by Stats Perform to the top offensive player in the Football Championship Subdivision.

Representing the Jackrabbits on the initial watch list were running back Isaiah Davis, wide receiver Jaxon Janke and tight end Tucker Kraft.

Davis, a junior from Joplin, Missouri, has filled the featured back role after playing alongside two-time Walter Payton Award finalist Pierre Strong, Jr. the previous two seasons. Davis missed most of the 2021 regular season due to injury, but managed to finish second on the team with 701 rushing yards and seven touchdowns after three consecutive 100-yard games in the FCS playoffs.

Davis averaged nearly eight yards per carry through his first two seasons in a Jackrabbit uniform. In the nine games he has played so far this season, Davis has again been a top offensive performer for the Jackrabbits, rushing 161 times for 882 yards (5.5 ypc, 98.0 ypg) with nine touchdowns, and catching 15 passes for 112 yards.

A senior from Madison, Janke posted team highs of 72 receptions and 1,165 receiving yards in 2021, while adding five touchdowns. He caught at least two passes in all 15 games last season and tallied 100-plus receiving yards in seven contests, including four in a row to close out the regular season.

Janke currently leads the team with 42 receptions and 476 receiving yards, while sharing the team lead with five receiving touchdowns.

Kraft emerged as another top receiving target for the Jackrabbits last season, catching 65 passes for 780 yards and six touchdowns.

A junior from Timber Lake, Kraft notched three 100-yard games and hauled in at least two receptions in all 15 games of the 2021 campaign.

He was limited to one reception for seven yards before being injured in the season opener at Iowa. Kraft returned to the lineup Oct. 22 at North Dakota, and has tallied 12 more catches for 181 yards and a pair of touchdowns (32 and 21 yards) over the last three games. His 57-yard reception at Northern Iowa on Nov. 5 is the team's longest play from scrimmage this season.

On the defensive side of the ball, Jackrabbit middle linebacker Adam Bock was included in the watch list for the Buck Buchanan Award. A junior from Solon, Iowa, Bock was the Jackrabbits' leading tackler during the 2021 season, totaling 125 stops. He also registered 9.5 tackles for loss, 2.5 sacks, intercepted two passes and forced a pair of fumbles. Bock tallied 10 or more tackles six times last season, including a career-high 17 tackles in an Oct. 9, 2021, game versus Southern Illinois.

Bock tied for 11th in the balloting for the 2021 Buck Buchanan Award.

2022 GAME HIGHS

INDIVIDUAL GAME HIGHS

RUSHING ATTEMPTS: 27, by Isaiah Davis, vs. Western Illinois, 10-1-2022

RUSHING YARDS: 199, by Isaiah Davis, vs. Western Illinois, 10-1-2022

RUSHING TOUCHDOWNS: 3, by Isaiah Davis, vs. South Dakota, 10-8-2022

LONG RUSH: 47 yards (for TD), by Isaiah Davis, vs. South Dakota, 10-8-2022

PASS ATTEMPTS: 34, by Mark Gronowski, at Northern Iowa, 11-5-2022

PASS COMPLETIONS: 22, by Mark Gronowski, at Missouri State, 9-24-2022, and vs. Indiana State, 10-29-2022

YARDS PASSING: 319, by Mark Gronowski, at Missouri State, 9-24-2022

TOUCHDOWN PASSES: 4, by Mark Gronowski, at Missouri State, 9-24-2022

RECEPTIONS: 9, by Jaxon Janke, vs. Western Illinois, 10-1-2022

YARDS RECEIVING: 127, by Zach Heins, at Missouri State, 9-24-2022

RECEIVING TOUCHDOWNS: 2, by Jadon Janke, at Missouri State, 9-24-2022

LONG RECEPTION: 57 yards, by Tucker Kraft (from Mark Gronowski), at Northern Iowa, 11-5-2022

TACKLES: 13, by Adam Bock, at Iowa, 9-3-2022

TACKLES FOR LOSS: 3.0, by Caleb Sanders, at Northern Iowa, 11-5-2022

SACKS: 3.0, by Caleb Sanders, at Northern Iowa, 11-5-2022

INTERCEPTIONS: 1, 14 times by nine different players (three times by Cale Reeder)

PASS BREAKUPS: 1, 28 times by 14 different players (four times by Malik Lofton and Dalys Beanum)

FUMBLES FORCED: 1, by five different players (last: by Quinton Hicks, at North Dakota, 10-22-2022)

FUMBLES RECOVERED: 1, by five different players (last: by Isaiah Stalbird, at North Dakota, 10-22-2022)

FIELD GOALS: 3, by Hunter Dustman, at North Dakota State, 10-15-2022, and at Northern Iowa, 11-5-2022

LONG FIELD GOAL: 45 yards, by Hunter Dustman, at Northern Iowa, 11-5-2022

PUNTS: 11, by Hunter Dustman, at Iowa, 9-3-2022

PUNTING AVERAGE (MIN. 3 PUNTS): 45.7 yards (3 punts), by Hunter Dustman, at Missouri State, 9-24-2022

LONG PUNT: 53 yards, three times by Hunter Dustman (last: vs. Indiana State, 10-29-2022)

LONG PUNT RETURN: 58 yards, by Jadon Janke, at North Dakota, 10-22-2022

LONG KICKOFF RETURN: 30 yards, by Tucker Kraft, at North Dakota, 10-22-2022

BLOCKED KICKS: 1, by Jarod DePriest, vs. UC Davis, 9-10-2022, and by Dalys Beanum, vs. South Dakota, 10-8-2022

Currently sidelined by injury, Bock has tallied a team-best 58 tackles, including 4.5 tackles for loss and three sacks, in eight games. In the Sept. 3 opener at Iowa, he was credited with a game-high 13 tackles and also recorded a forced fumble and fumble recovery en route to being named Missouri Valley Football Conference Co-Defensive Player of the Week.

The watch lists will be updated periodically throughout the regular season, with a national media panel selecting the award winner prior to the FCS national title game.

MORE PRESEASON ACCOLADES: Besides the four players named to the Payton and Buchanan award watch lists, four other Jackrabbits received preseason All-America recognition over the summer.

Two of the preseason All-America picks were offensive linemen Garret Greenfield and Mason McCormick. Both have been multi-year starters for the Jackrabbits — Greenfield at tackle and McCormick at guard — who helped pave the way for a balanced SDSU offensive attack to average 36.1 points and 441.1 yards of total offense per game during the 2021 season.

Also earning preseason accolades were defensive tackle Caleb Sanders and senior tight end Zach Heins.

A senior from Glenwood, Iowa, Sanders led the team in sacks for the second year in a row with 6.5 and tallied 13 tackles for loss among his 34 total stops.

The other half of the top returning tight end tandem in the FCS ranks, Heins hauled in 24 receptions for 250 yards in 2021. The Sioux Falls native also tallied six touchdowns.

SECOND-HALF ADJUSTMENTS: For the fifth game in a row, South Dakota State scored on its opening drive of the second half when Amar Johnson capped a nine-play, 75-yard drive at Northern Iowa with a 16-yard touchdown run. The Jackrabbits have scored four touchdowns and a field goal on their first offensive possessions of the second half in that five-game span.

UNI became the first team in 10 games this season to put points on the board to open the second half as the Panthers answered with a touchdown of their own.

For the season, SDSU is outscoring the opposition, 73-23, in the third quarter.

MORE THIRD-QUARTER SUPREMACY: South Dakota State dominated the third quarter in each of the first three games of October in terms of yards and time of possession. The Jacks racked up more than 10 minutes in time of possession coming out of the locker room at halftime, running 61 offensive plays for 372 yards compared to 18 plays for 54 yards by the opposition.

Although SDSU didn't put up the same type of numbers in its Oct. 22 matchup at North Dakota, the Jackrabbits dominated on the scoreboard with a 21-point third quarter en route to their 49-35 victory.

Following is a third-quarter breakdown for the first three games of October:

Opponent	SDSU TOP	SDSU Plays-Yards	Opponent Plays-Yards
Western Illinois	12:51	21-104	4-5
South Dakota	12:08	21-147	4-18
North Dakota St.	10:01	19-119	10-31
Totals	35:00	61-360	18-54

CHAIN GANG BREAKS THROUGH: South Dakota State recorded a season-high seven sacks in its Oct. 8 victory over South Dakota. It was the most sacks in a game by a Jackrabbit squad since racking up seven against Delaware in an FCS national semifinal game on May 8, 2021.

Through seven Missouri Valley Football Conference games, SDSU has racked up 25 sacks, including five Oct. 22 at North Dakota and five more Nov. 5 at Northern Iowa. Caleb Sanders notched three of the sacks at UNI, marking the most in a game by a Jackrabbit player since T.J. Lally registered four against UC Davis in 2012.

Twelve different players have recorded a sack so far this season for the Jackrabbits.

PLAYERS OF THE WEEK

AT IOWA

OFFENSE: Landon Wolf, Gus Miller
DEFENSE: Caleb Sanders
SPECIAL TEAMS: Dalys Beanum
SCOUT OFFENSE: Jeff Becker
SCOUT DEFENSE: Logan Green
SCOUT SPECIAL TEAMS: Bryce Johnson
EFFORT: Caleb Franci

vs. UC DAVIS

OFFENSE: Isaiah Davis, Mason McCormick
DEFENSE: N/A
SPECIAL TEAMS: Hunter Dustman
SCOUT OFFENSE: Isaac Krael
SCOUT DEFENSE: Bryce Johnson
SCOUT SPECIAL TEAMS: Rhett Foster
EFFORT: Mike Morgan

vs. BUTLER

OFFENSE: Mark Gronowski, Mason McCormick
DEFENSE: Aaron Wolfcale-Holsten
SPECIAL TEAMS: Steven Arrall
SCOUT OFFENSE: Greyton Gannon
SCOUT DEFENSE: Max Polischuk
SCOUT SPECIAL TEAMS: Joe Ollman
EFFORT: Dalys Beanum

AT MISSOURI STATE

OFFENSE: Jadon Janke, Zach Heins
DEFENSE: Defensive Line
SPECIAL TEAMS: Tyler Feldkamp
SCOUT OFFENSE: Jeff Becker
SCOUT DEFENSE: Cullen McShane
SCOUT SPECIAL TEAMS: Noah Thompson
EFFORT: Isaiah Davis

vs. WESTERN ILLINOIS

OFFENSE: Isaiah Davis, Mason McCormick
DEFENSE: Adam Bock
SPECIAL TEAMS: Kevin Brenner
SCOUT OFFENSE: Daxon Lindholm
SCOUT DEFENSE: Myles Taylor
SCOUT SPECIAL TEAMS: Max Polischuk
EFFORT: Cade Terveer

vs. SOUTH DAKOTA

OFFENSE: Isaiah Davis, Garret Greenfield
DEFENSE: Dalys Beanum, Cale Reeder
SPECIAL TEAMS: Punt Team
SCOUT OFFENSE: Dawson Rudd
SCOUT DEFENSE: Jace Sifore
SCOUT SPECIAL TEAMS: Daxon Lindholm
EFFORT: Graham Spalding

AT NORTH DAKOTA STATE

OFFENSE: Amar Johnson, Evan Beerntsen
DEFENSE: Reece Winkelman
SPECIAL TEAMS: Hunter Dustman
SCOUT OFFENSE: Joe Ollman
SCOUT DEFENSE: Max Polischuk
SCOUT SPECIAL TEAMS: Max Polischuk
EFFORT: Canyon Bauer

NEW LOWS: South Dakota State limited South Dakota to five completions and 44 passing yards in their Oct. 8 matchup at sold-out Dana J. Dykhouse Stadium. Those were the lowest totals against a Missouri Valley Football Conference opponent since the Jackrabbits joined the league in 2008 and were the lowest against any opponent since holding Robert Morris (Pa.) to four completions and 43 passing yards in 2015.

STUFFING THE RUN: For the sixth consecutive game to start the season, South Dakota State held an opponent under 100 yards rushing when it limited South Dakota to 92 yards on 36 attempts in their Oct. 8 matchup.

That performance extended the longest such streak by the Jackrabbits in the Division I era (since 2004). SDSU had held opponents to below the century mark in three consecutive games five times (2008, 2009, 2012, 2013 and 2021). The 2012 team held the opponent under 100 yards rushing in six games overall.

SDSU's streak ended Oct. 15 at North Dakota State, when the Bison rushed for 127 net yards. However, NDSU mustered only 28 yards on the ground in the second half and was held below half of its season average of 265.8 rushing yards per game entering the Dakota Marker contest.

The Jackrabbits, who again held North Dakota (74) and Northern Iowa (88) under 100 net yards rushing, currently rank second in the Football Championship Subdivision by allowing 74.0 rushing yards per game, and also stand second in total defense by giving up only 270.5 yards of total offense per outing. In addition, SDSU ranks fifth in scoring defense at 16.4 points per game.

PICKING OFF THE COMPETITION: After leading the FCS ranks with 21 interceptions a season ago, the Jackrabbit defense has continued to take the ball away from the opposition during the 2022 campaign.

SDSU defenders have recorded at least one interception in each of their first 10 games, extending that streak to double figures as Cale Reeder recorded his team-leading third pickoff of the season and fellow safety Chase Norblade came up with his first of the year Nov. 5 at Northern Iowa.

SDSU currently ranks second among FCS teams with 12 interceptions. The Jackrabbits also rank third in turnover margin with an average of plus-1.30 turnovers per game after forcing 20 total turnovers compared to losing seven turnovers.

Dating back to the start of the 2018 season, the Jackrabbits have intercepted at least one pass in 51 of their last 61 games for a total of 82 pickoffs.

As a team, the Jackrabbits tied one of their longest-standing school records with six interceptions in the 2021 playoff game versus UC Davis. SDSU also intercepted six passes in a 1950 game against Augustana and in a 1952 matchup with St. Cloud State.

In all, 11 different Jackrabbits recorded at least one interception a season ago and SDSU picked off at least one pass in 12 of 15 games.

BIG INTERCEPTION, BIG RETURN: Sophomore safety Colby Huerter's first career interception helped keep the momentum in South Dakota State's favor in the Jacks' conference-opening matchup at Missouri State on Sept. 24.

On the opening drive of the second half, Huerter stepped in front of a Jason Shelley pass deep in the red zone and his ensuing 70-yard return to the MSU 24 set up the Jackrabbits' second touchdown of the game for a 14-0 lead. Huerter's interception return — the first of his career — was the longest by an SDSU player since Winston Wright returned a pickoff 82 yards for a touchdown at South Dakota on Nov. 16, 2013.

Huerter's second interception of the season also swung the momentum in the Jackrabbits' favor as he made a leaping interception on a North Dakota State pass to the end zone late in the first half of the Dakota Marker game on Oct. 15. Huerter's interception kept the score at 21-7 in favor of NDSU and jump-started a Jackrabbit comeback as they scored all 16 second-half points to rally for a 23-21 victory in Fargo.

PLAYERS OF THE WEEK

AT NORTH DAKOTA

OFFENSE: Jadon Janke, Zach Heins

DEFENSE: DyShawn Gales

SPECIAL TEAMS: Jadon Janke

SCOUT OFFENSE: David Alpers

SCOUT DEFENSE: Noah Jessup

SCOUT SPECIAL TEAMS: Jalen B. Lee

EFFORT: Payton Shafer

vs. INDIANA STATE

OFFENSE: Mark Gronowski, Mason McCormick

DEFENSE: Jason Freeman

SPECIAL TEAMS: Jaxon Janke

SCOUT OFFENSE: Dane Miller

SCOUT DEFENSE: Max Polischuk

SCOUT SPECIAL TEAMS: Greyton Gannon

EFFORT: Saiveon Williamson

AT NORTHERN IOWA

OFFENSE: Isaiah Davis, Mason McCormick

DEFENSE: Caleb Sanders

SPECIAL TEAMS: Hunter Dustman, Jadon Janke

SCOUT OFFENSE: Daxon Lindholm

SCOUT DEFENSE: Logan Green

SCOUT SPECIAL TEAMS: Isaac Krael

EFFORT: Zach Heins

SDSU CAREER SACKS

1. Mark Dunbar, 1977-80	28.0
2. Jeff Wolgamott, 1993-97	27.0
3. Danny Batten, 2006-09	23.0
4. Caleb Sanders (2018-present)	20.0
5. Reece Winkelman (2018-present)	19.5
6. Ryan Earith, 2016-19	19.0
7. Eric Cohen, 1978-80	18.0
8. Darwin Bishop, 1985-88	17.5
Jim Remme, 1990-93	17.5
Eric Schroeder, 2005-08	17.5

Note: Sacks became an official statistic in 1978

SDSU CAREER TACKLES FOR LOSS

1. Danny Batten, 2006-09	52.5
2. Jeff Wolgamott, 1993-97	52.0
3. Ted Ortale, 1985-88	50.0
4. Caleb Sanders, 2018-present	39.0
Reece Winkelman, 2018-present	39.0
6. Zach Carter, 1994-95, 97-98	38.0
7. Mark Dunbar, 1977-80	35.0
Eric Schroeder, 2005-08	35.0
9. Joey Abell, 2001-04	33.5
10. Jason Aune, 1992, 94-96	32.5

WINKELMAN, SANDERS CRACK TOP 10s: Senior defensive linemen Reece Winkelman and Caleb Sanders were not only the top two sack artists for the Jackrabbits last season, but the Jackrabbit duo have nearly identical career numbers for sacks and tackles for loss as they both have moved into the SDSU career top five in those categories.

Sanders, a defensive tackle from Glenwood, Iowa, vaulted into fourth on the SDSU career sacks chart with 20 following a three-sack performance Nov. 5 at Northern Iowa.

A defensive end from Marshall, Minnesota, Winkelman currently stands fifth on the Jackrabbit career sacks chart with 19.5 after registering a 4.5 sacks so far this season.

Both players enter the 2022 regular season finale with 39 career tackles for loss. Winkelman has posted a team-best eight tackles for loss so far this season and led the squad with 13.5 tackles for loss in 2021.

GRONOWSKI BACK UNDER CENTER: The Jackrabbits welcomed quarterback Mark Gronowski back to the starting lineup in the Sept. 3 season opener at Iowa.

A sophomore from Naperville, Illinois, Gronowski helped lead SDSU to the FCS title game during the 2020-21 spring season, but sat out last fall due to an injury he suffered on the first offensive series of the championship game against Sam Houston.

Gronowski started all 10 games as a true freshman during the modified 2020-21 season and was honored as the Missouri Valley Football Conference Offensive Player of the Year, as well as the league's Freshman of the Year. He completed 57.4 percent (108-of-188) of his passes for 1,565 yards and 15 touchdowns, while adding another 577 yards (7.0 ypc) and seven touchdowns on the ground.

In addition, Gronowski finished as runner-up for the 2021 Jerry Rice Award as the top freshman in the Football Championship Subdivision.

Gronowski has been honored as Missouri Valley Football Conference Offensive Player of the Week two times this season. Both accolades came after road wins over ranked opponents at Missouri State (Sept. 24) and North Dakota (Oct. 22).

JAXON FOR 2K: South Dakota State wide receiver Jaxon Janke reached a career milestone in the Sept. 3 season opener at Iowa, becoming the eighth Jackrabbit to reach 2,000 career receiving yards.

A senior from Madison, Janke caught two passes for 24 yards in that contest and has gone on to catch 42 passes this season for 536 yards to up his career receiving yardage total to 2,527 yards.

In addition, Janke has upped his career receptions to 175, putting him in a tie for fourth place with Jason Schneider (2011-14) on the SDSU career charts. He passed Jeff Tiefenthaler (173 receptions from 1983-86) in the Nov. 5 win at Northern Iowa.

DAVIS, TOO: Jackrabbit running back Isaiah Davis crossed the 2,000-yard mark in career rushing during his 199-yard performance against Western Illinois on Oct. 1. He enters the week with 2,259 yards on 321 carries — an average of 7.0 yards per attempt.

Davis, who is 17th among FCS running backs with 777 rushing yards so far this season, currently stands 178 yards away from moving into the SDSU career top 10.

A WINNING COMBINATION: Jackrabbit running back Isaiah Davis recorded his fifth 100-yard game this season and 12th of his career when he gained 105 yards on 24 carries Nov. 5 at Northern Iowa.

SDSU improved to 11-1 in games in which Davis has topped the century mark, with the lone loss coming in the 2020-21 national championship game against Sam Houston.

TWIN TOUCHDOWNS: Twin brothers Jadon and Jaxon Janke each caught a touchdown pass in the Sept. 24 victory at Missouri State. It marked the second week in a row and the sixth time in their Jackrabbit careers the dynamic duo from Madison accomplished the feat.

SDSU CAREER RECEIVING YARDS

1. Jake Wieneke, 2014-17	5,157
2. Jeff Tiefenthaler, 1983-86	3,621
3. Josh Davis, 2002-05	3,192
4. Dallas Goedert, 2014-17	2,988
5. Cade Johnson, 2017-19	2,872
6. Jaxon Janke, 2018-present	2,527
7. Jason Schneider, 2011-14	2,404
8. JaRon Harris, 2005-08	2,241
9. Rusty Lenners, 1993-96	1,942
10. Aaron Rollin, 2009-12	1,878

SDSU CAREER RECEPTIONS

1. Jake Wieneke, 2014-17	288
2. Josh Davis, 2002-05	225
3. Dallas Goedert, 2014-17	198
4. Jason Schneider, 2011-14	175
5. Jaxon Janke, 2018-present	175
6. Jeff Tiefenthaler, 1983-86	173
7. Cade Johnson, 2017-19	162
8. JaRon Harris, 2005-08	152
9. Glen Fox, 2006-09	152
10. Aaron Rollin, 2009-12	140

SDSU CAREER RECEIVING TOUCHDOWNS

1. Jake Wieneke, 2014-17	59
2. Jeff Tiefenthaler, 1983-86	32
3. Cade Johnson, 2017-19	28
4. Josh Davis, 2002-05	26
5. JaRon Harris, 2005-08	24
6. Dallas Goedert, 2014-17	21
7. Jason Schneider, 2011-14	20
8. Jaxon Janke, 2018-present	20
9. Jadon Janke, 2018-present	19
10. Rusty Lenners, 1993-96	17

Jadon book-ended the SDSU scoring with a 3-yard touchdown reception in the first quarter and a 40-yard catch and run in the decisive fourth quarter. Jaxon's touchdown covered 13 yards in the third quarter.

A week earlier against Butler, Jaxon's touchdown came on a 7-yard pass in the first quarter, while Jadon tallied his touchdown on a 17-yard pass play early in the second quarter.

Both Jankes upped their career receiving touchdown total to 17 versus Missouri State. Jaxon has since added to his total with a 19-yard TD reception a week later against Western Illinois, followed by a 28-yard score Oct. 8 versus South Dakota.

Following are the games in which both Jankes have caught touchdown passes:

- April 24, 2021, vs. Holy Cross — Jadon (13, 45 yards in second/third quarters), Jaxon (11 yards in first quarter);
- Sept. 25, 2021, at Indiana State — Jadon (33 yards in first quarter), Jaxon (42 yards in second quarter);
- Oct. 16, 2021, at Western Illinois — Jadon (8 yards in first quarter), Jaxon (21 yards in third quarter);
- Nov. 20, 2021, vs. North Dakota — Jadon (17 yards in second quarter), Jaxon (21 yards in third quarter);
- Sept. 17, 2022, vs. Butler — Jadon (17 yards in second quarter), Jaxon (7 yards in first quarter);
- Sept. 24, 2022, at Missouri State — Jadon (3/40 yards in first/fourth quarters), Jaxon (13 yards in third quarter).

ANYTHING YOU CAN DO ... In South Dakota State's Oct. 22 game against North Dakota, Jadon Janke returned a punt 58 yards to set up a Jackrabbit touchdown as part of a 21-point third quarter. A week later, his twin brother, Jaxon, returned an Indiana State punt 49 yards to set up the Jackrabbits' second touchdown of the opening quarter.

The Jankes enter the weekend with nearly identical receiving totals for the season: Jaxon leads the team with 42 receptions for 536 yards and five touchdowns, while Jadon is right behind with 34 catches for 469 yards and five scores.

SEEING DOUBLE: The 2022 edition of the South Dakota State football team features three sets of twin brothers.

Returning for their senior seasons are wide receivers and Madison natives Jadon and Jaxon Janke. Jaxon Janke has been the team's leading receiver each of the past two seasons, while Jadon Janke hauled in 14 touchdown receptions during the 2021 calendar year split between the spring and traditional fall seasons.

Another pair of twins with South Dakota roots are sophomore linebackers Aaron and Adam Kusler. Aaron played in three games last season, while Adam contributed mostly on special teams and saw action in 14 of the team's 15 games.

New to the squad this season are freshmen Jason and Justin Harris from New Lenox, Illinois. Jason is listed as a wide receiver, while Justin plays running back.

A KRAFT-Y RETURN: All-America tight end Tucker Kraft marked his return to the South Dakota State lineup Oct. 22 at North Dakota by catching three passes for 53 yards, including a 32-yard touchdown late in the first half. Kraft missed six games after being injured in the Sept. 3 season opener at Iowa.

In addition to his contributions in the passing game, Kraft fielded an onside kick in stride in the fourth quarter, returning the ball 30 yards to the UND 10 to set up the Jackrabbits' final touchdown of the game.

Kraft added five catches for 59 yards, including a 21-yard touchdown, in SDSU's 49-7 Hobo Day win over Indiana State on Oct. 29.

JACKRABBITS IN THE 2022 NCAA STATISTICS

TEAM (top 25)

- 2nd in rushing defense, 74.0 yards/game
- 2nd in total defense, 270.5 yards/game
- 2nd in passes intercepted, 14
- 3rd in red-zone offense, .951
- 3rd in turnover margin, +1.30/game
- 5th in red-zone defense, .667
- 5th in scoring defense, 16.4 points/game
- 7th in fewest tackles for loss allowed, 3.90/game
- 6th in fewest turnovers lost, 7
- 8th in turnovers gained, 20
- 9th in fewest passes had intercepted, 4
- 10th in first downs – defense, 143
- 14th in fewest fumbles lost, 3
- 17th in fewest sacks allowed, 1.20/game
- 18th in time of possession, 32:48/game
- 20th in team passing efficiency defense, 117.41
- 21st in third-down conversion percentage, .456
- 21st in first downs – offense, 203
- 24th in completion percentage, .644

INDIVIDUAL (top 40)

MARK GRONOWSKI

- 13th in points responsible for, 146
- 22nd in points responsible for per game, 14.6
- 21st in passing touchdowns, 17
- 30th in completion percentage, .642
- 33rd in passing efficiency, 147.1
- T-39th in rushing touchdowns, 6
- 40th in passing yards, 1,963

ISAIAH DAVIS

- 18th in rushing yards, 882
- 19th in rushing yards per game, 98.0
- 27th in rushing touchdowns, 9
- 37th in all-purpose yards, 110.44/game

HUNTER DUSTMAN

- 18th in punting, 42.7 yards/attempt

HEINS HAS CAREER DAY: Picking up some more of the slack in the absence of All-American Tucker Kraft, South Dakota State tight end Zach Heins turned in a career day against Missouri State on Sept. 24. A senior from Sioux Falls, Heins hauled in seven passes for 127 yards, setting career highs in both categories. His final reception was a 21-yarder for a touchdown that gave SDSU a 21-14 lead midway through the fourth quarter.

Four of Heins' receptions covered at least 21 yards and five of his catches resulted in first downs on the afternoon.

DOUBLE-DUTY DUSTMAN: Junior Hunter Dustman has figured prominently in the Jackrabbits' special teams efforts throughout the 2022 season.

Dustman handled all of the kicking duties in the Sept. 3 season opener at Iowa, punting 11 times for an average of 41.5 yards (long of 52) and scoring the Jackrabbits' only points on a 44-yard field goal in the second quarter. Dustman's 11 punts mark the most by an SDSU player in the Division I era (since 2004).

For the season, Dustman is averaging 42.7 yards per punt and is 11-for-17 on field goals.

SNAP. SPOT. KICK. REPEAT: Four South Dakota State kickers have combined to make 112 consecutive extra-point tries over the last two-plus seasons.

The streak dates back to the second quarter of SDSU's Football Championship Subdivision semifinal playoff game against Delaware during the 2020-21 spring season, when Cole Frahm connected on a PAT after missing one earlier in the stanza. Frahm would close the spring with three more PATs in the national championship game, then was successful on all 65 of his attempts last fall to set the school record with 69 consecutive made PATs.

Hunter Dustman has made all 39 of his attempts so far this season after making his lone attempt in 2021. Corben Mahaffy added an extra point in 2021 to complete a perfect 67-for-67 performance for the team, and Jack Green is 2-for-2 on PATs this season as SDSU has made all 41 tries in 2022.

STAFF SHAKEUP: South Dakota State football underwent some restructuring following a successful 2021 season, with four coaches earning internal promotions and four new coaches joining the staff. The staff shakeup was the result of 2021 coordinators Jason Eck (offense) and Brian Bergstrom (co-defense) accepting head coaching positions at Idaho and Winona State, respectively.

Zach Lujan takes over as the Jackrabbits' offensive coordinator, while continuing to coach the team's quarterbacks. A former SDSU quarterback himself from 2014-16, Lujan began his coaching career in 2018 as running backs coach before moving over to mentor the quarterbacks a year later.

Also on offense, Ryan Olson has moved from coaching the Jackrabbit tight ends to offensive line coach, and has added the title of run game coordinator. Olson joined the SDSU coaching staff prior to the start of the 2020-21 spring season and previously coached the offensive line at Bemidji State from 2017-19.

On the defensive side of the ball, Jimmy Rogers has been named the team's sole defensive coordinator after splitting duties with Bergstrom the past three seasons. Rogers will continue to coach the squad's linebackers and also holds the title of assistant head coach. Another former Jackrabbit player, Rogers is the longest-tenured assistant coach on staff as he enters his 10th season this fall.

In addition, defensive line coach Christian Smith has added defensive run game coordinator to his duties. Smith has coached at SDSU since 2017.

Two of the new coaches are former Jackrabbit football players — Josh Davis as passing game coordinator and wide receivers coach and Jesse Bobbit as safeties coach and recruiting coordinator. Also joining the coaching staff were Chris Meyers as tight ends coach and Mark Kubacki as assistant defensive line coach.

QUICK FACTS

SDSU INFORMATION

LOCATION: Brookings, S.D.
ENROLLMENT: 11,331 (fall 2022)
COLORS: Yellow and Blue
NICKNAME: Jackrabbits
AFFILIATION: NCAA Division I Football
 Championship Subdivision
CONFERENCE: Missouri Valley Football Conference
STADIUM: Dana J. Dykhouse Stadium (19,340
 capacity - AstroTurf surface)

2021 RECAP

OVERALL RECORD: 11-4
CONFERENCE RECORD: 5-3 (tied for third place in
 Missouri Valley Football Conference)
POSTSEASON: Reached Football Championship
 Subdivision national semifinals (unseeded)
HOME RECORD: 5-2
AWAY RECORD: 6-2
FINAL RANKINGS: 4th (Stats Perform media)/5th (AFCA
 FCS Coaches)

TEAM INFORMATION

LETTERMEN RETURNING: 43 **LETTERMEN LOST:** 25
 • Offense: 17 • Offense: 11
 • Defense: 25 • Defense: 11
 • Special Teams: 1 • Special Teams: 3

STARTERS RETURNING: 14
 • Offense: 6 • Defense: 7 • Special Teams: 1

OFFENSIVE STARTERS RETURNING (6): Garret Greenfield,
 OT; Zach Heins, TE; Jadon Janke, WR; Jaxon Janke,
 WR; Tucker Kraft, TE; Mason McCormick, OG.
 Note: 2020-21 starting quarterback Mark Gronowski also
 returns after missing 2021 season due to injury

DEFENSIVE STARTERS RETURNING (7): Adam Bock, LB;
 DyShawn Gales, CB; Quinton Hicks, DE; Cale Reeder,
 S; Caleb Sanders, NT; Isaiah Stalbird, LB; Reece
 Winkelman, DE.

SPECIAL TEAMS STARTERS RETURNING (1): Hunter
 Dustman, P.

OTHER RETURNING LETTERMEN (29): Steven Arrell, CB;
 Canyon Bauer, WR; Dalys Beanum, CB; Kevin
 Brenner, DE; A.J. Coons, WR; Isaiah Davis, RB; Jarod
 DePriest, DT; Tyler Feldkamp, WR; Caleb Francl, LB;
 Mark Gronowski, QB (lettered in 2020-21); Keaton
 Heide, QB; Colby Huerter, S; Amar Johnson, RB;
 Caden Johnson, DE; Randy Keumogne, DE; Adam
 Kusler, LB; Jalen Lee, OL; Malik Lofton, CB; Daeton
 Mcgaughy, LB/S; Gus Miller, OL; Mike Morgan, TE;
 Chase Norblade, S; Payton Shafer, LB; Graham
 Spalding, LB; Davion Sterner, LB; Cade Terveer, DE;
 Ryan Van Marel, DT; Rudy Voss, QB; Saiveon
 Williamson, LB (lettered in 2020-21).

Davis previously served as wide receivers coach at SDSU from 2009-15, when he mentored five players currently in the Jackrabbits' top 10 for career receptions. He spent the past six years at Northwestern College (Iowa), where he was offensive coordinator and quarterbacks coach for a perennial top-10 NAIA program that reached the national championship game in spring 2021.

A standout receiver himself for the Jackrabbits from 2002-05, Davis ended his career as the Jackrabbits' all-time leader in receptions (225) and ranked second in both career receiving yards (3,192) and touchdowns (26). While those marks no longer stand as records, Davis continues to hold the SDSU single-game receptions mark with 16.

Bobbitt, who played linebacker at SDSU from 2013-16, began his collegiate coaching career as a graduate assistant at SDSU in 2019. He moved on to Washington State, where he was a defensive graduate assistant and quality control coach for two years. He worked with the linebackers for a Cougar team that earned a Sun Bowl berth in 2021.

Meyers most recently served as an offensive line graduate assistant at Oklahoma State, where he worked with a unit that cleared the way for 2019 NCAA rushing champion Chuba Hubbard. The 2021 Oklahoma State team played in the Big 12 Football Championship and closed a 12-2 season with a win in the Fiesta Bowl.

Kubacki, who joined the staff in July, brings a decade of collegiate coaching experience to SDSU. He spent the last five seasons at St. Olaf College in Northfield, Minnesota, following a five-year stint at St. Thomas, where he coached on both sides of the ball for a program that compiled a 56-8 record at the NCAA Division III level.

JACKS IN THE PROS: In preparation for the 2022 season, 10 former South Dakota State standouts were members of National Football League teams, continuing the Jackrabbits' long tradition of developing players into pro prospects.

Headlining the list is tight end Dallas Goedert of the Philadelphia Eagles. After being drafted in the second round of the 2018 NFL Draft, Goedert has gone on to record 233 receptions for 2,816 yards and 18 touchdowns in five seasons (40-521-2 in 2022).

Goedert set a career high with 830 receiving yards on 56 catches during the 2021 season. He established career bests of 58 receptions and five touchdowns in 2019.

Linebacker Christian Rozeboom earned a Super Bowl ring with the Los Angeles Rams during the 2021 season. A member of the Rams' practice squad in 2020, Rozeboom made his NFL debut with the Kansas City Chiefs early in 2021 before returning to Los Angeles and seeing action mostly on special teams for the Rams for remainder of the regular season and postseason.

Rozeboom was credited with three tackles in 2021 and has registered five tackles thus far in 2022.

Making their NFL debuts in late October were cornerback Don Gardner (Tampa Bay Buccaneers) and wide receiver Cade Johnson (Seattle Seahawks). Both were activated from their respective teams' practice squads. Johnson also was a member of Seattle's practice squad in 2021.

For the first time since 1976, the Jackrabbits saw two players selected in the same NFL Draft. Running back Pierre Strong was a fourth-round selection by the New England Patriots, while quarterback Chris Oladokun was taken by Pittsburgh.

Strong has played in seven games and has returned two kickoffs for 48 yards, while gaining five yards on one rushing attempt.

Oladokun was released during training camp by the Steelers, but was picked up by the Kansas City Chiefs and assigned to their practice squad.

Additionally, Wes Genant (New Orleans), Michael Griffin II (Tennessee) and Aron Johnson (Baltimore) all received post-draft free agent offers.

Also on an NFL roster in 2022 as a practice squad member is cornerback Jordan Brown (New Orleans Saints). Brown, who was originally drafted by the Cincinnati Bengals in 2019, also has spent time with Washington, the Oakland/Las Vegas Raiders and the Jacksonville Jaguars.

DANA J. DYKHOUSE STADIUM RECORDS

YEAR-BY-YEAR RECORDS

2016	6-1
2017	7-1
2018	7-0
2019	5-3
2020-21	5-0
2021	5-2
2022	5-0
TOTALS	40-7

ATTENDANCE TOP 10

Oct. 26, 2019 • vs. North Dakota State	19,371
Oct. 8, 2022 • vs. South Dakota	19,332
Oct. 29, 2022 • vs. Indiana State	19,041
Nov. 4, 2017 • vs. North Dakota State	18,130
Nov. 6, 2021 • vs. North Dakota State	18,122
Oct. 22, 2016 • vs. Youngstown State	17,730
Oct. 23, 2021 • vs. Northern Iowa	16,889
Sept. 17, 2016 • vs. Cal Poly	16,887
Sept. 17, 2022 • vs. Butler	16,414
Sept. 16, 2017 • vs. Drake	15,806

PRONUNCIATION GUIDE

COACHES

John Stiegelmeier	STIG-el-mey-er
Mark Kubacki	coo-BOCK-ee
Zach Lujan	LOO-hahn

PLAYERS

Steven Arrell	ah-RELL
Max Baloun	bah-LOON
Regan Bollweg	BOWL-wag
Evan Beerntsen	BURNT-sen
Josh Buri	BURR-eye
Michael Drotzmann	DRAHTS-man
Matthew Durrance	durr-ANTS
Caleb Franci	FRANCE-III
Grahm Goering	GORE-ing
Mark Gronowski	grow-NOW-ski
Keaton Heide	HY-dee
Zach Heins	HINES
Colby Huerter	HURT-er
Jadon/Jaxon Janke	YON-kee
Randy Keumogne	cah-MOAN-yay
Isaac Kracl	CRASS-ill
Aaron/Adam Kusler	COOSE-ler
Daeton Mcgaughy	Mc-GOY
Jaden Mueller	MEW-ler
Joe Ollman	OHL-man
Max Polischuk	PAHL-ah-shook
Jace Sifore	suh-FORE-ee
Davion Sterner	DAY-vee-on
Ryan Swoger	SWOH-gurr
Cade Terveer	tur-VEER
Ryan Van Marel	van MARR-ell
Ethan Vibert	VY-bert
Saiveon Williamson	SAY-vee-on

In addition, wide receiver Jake Wieneke has caught on with the Montreal Alouettes of the Canadian Football League. Through his first two seasons (2019, 2021), Wieneke recorded 95 total receptions for 1,467 yards with 19 touchdowns. He was named the CFL's East Division Most Outstanding Rookie.

During the 2022 regular season, Wieneke caught 45 passes for 589 yards and two touchdowns. He added a touchdown in postseason play as Montreal has advanced to the Eastern championship game.

Another former Jackrabbit standout, quarterback Taryn Christion, recently retired after a brief stint playing with the Ottawa Redblacks of the CFL.

Headlining the list of Jackrabbit pro football alumni are Hall of Famer Jim Langer and the NFL's career scoring leader, Adam Vinatieri.

Langer who played football at SDSU from 1967-69 and also was an All-American in baseball, played center on every offensive down during the Miami Dolphins' perfect season in 1972. He was a first-team All-Pro four times and was selected to play in six Pro Bowl games. He played with the Dolphins from 1970-79 before returning to his home state to finish his career with the Minnesota Vikings from 1980-81. He passed away in September 2019.

Vinatieri wapped up his playing career after becoming the NFL's all-time scoring leader in 2018 as a member of the Indianapolis Colts. Over Vinatieri's 24 seasons, his totals include NFL bests of 599-of-715 on field goal attempts, 83.8 percent, and 2,673 career points. He also ranks second in career extra points with 874. In all, Vinatieri set 15 NFL records, including 21 100-point seasons.

Several other former Jackrabbit players and coaches have had ties to the professional game, including:

- Bryan Witzmann (player from 2010-13), played for several NFL teams as an offensive lineman from 2014-20;
- Steve Heiden (player from 1995-98), former tight end for the Chargers and Browns who is currently the tight ends coach for the Arizona Cardinals;
- Reed Burckhardt (player from 2004-07), former director of pro scouting for the Minnesota Vikings and now director of player personnel for the Denver Broncos;
- Glen Fox (player from 2006-09), director of pro personnel for the Arizona Cardinals after previously serving as a pro scout for 10 years;
- Shawn Mennenga (assistant coach from 2009-10), former special teams coordinator for the Cleveland Browns and Green Bay Packers;
- Trent Baalke (assistant coach from 1991-95), general manager of the Jacksonville Jaguars and formerly the GM for the San Francisco 49ers;
- Brad Seely, longtime special teams coordinator with numerous NFL teams.

ACADEMIC ALL-AMERICANS: South Dakota State University offensive lineman Wes Genant earned his fourth career selection to the CoSIDA Academic All-America Division I Football Team and defensive end Reece Winkelman also earned first-team recognition during the 2021 season.

Genant, a Parkston native, was honored on the first team with a 3.90 grade-point average as a human biology major. A multi-year starter at center, Genant also was a first-team selection in 2018 and 2020-21 after earning second-team recognition in 2017. He redshirted during the 2019 season while recovering from injury.

Winkelman, a native of Marshall, Minnesota, was selected with a 3.87 GPA as a business economics major. On the field, he was a second-team all-MVFC selection who led the team with 13.5 tackles for loss and ranked second with 5.5 sacks.

Genant is the only Jackrabbit football student-athlete to earn CoSIDA Academic All-America honors four times. SDSU has placed at least one player on the squad in 15 of the last 17 seasons, including multiple selections 13 times. Overall, SDSU football student-athletes have received Academic All-America recognition from CoSIDA 44 times since 1974.

GAME NOTES — ILLINOIS STATE at SOUTH DAKOTA STATE

OPENING DRIVES BY HALF

OPPONENT	1ST-O	2ND-O	1ST-D	2ND-D
Iowa	Punt	Punt	Punt	Punt
UC Davis	Punt	INT	Punt	Punt
Butler	TD	FG	TD	Punt
Missouri State	Missed FG	TD	Punt	INT
Western Illinois	TD	Punt	Punt	INT
South Dakota	Punt	TD	FG	Punt
North Dakota St.	TD	FG	TD	Punt
North Dakota	Punt	TD	TD	Punt
Indiana State	TD	TD	Punt	Fumble
Northern Iowa	FG	TD	Punt	TD

LONGEST DRIVES

By PLAYS

15 - vs. South Dakota (3Q/4Q), 15-80-8:13 (touchdown)

By YARDS

92 - at Missouri State (1Q), 10-92-5:43 (touchdown)

By TIME OF POSSESSION

8:13 - vs. South Dakota (3Q/4Q), 15-80-8:13 (touchdown)

OVERTIME GAMES

- 1998: SDSU 30, Nebraska-Omaha [2 OT]
(Oct. 17, 1998, at Coughlin-Alumni Stadium)
- 2002: Augustana 39, SDSU 33 [3 OT]
(Oct. 19, 2002, at Sioux Falls)
- 2004: Southern Utah 23, SDSU 17 [2 OT]
(Nov. 13, 2004, at Cedar City, Utah)
- 2007: Western Illinois 29, SDSU 26 [4 OT]
(Aug. 30, 2007, at Macomb, Ill.)
- 2008: McNeese State 46, SDSU 44 [3 OT]
(Oct. 4, 2008, at Coughlin-Alumni Stadium)
- 2011: SDSU 43, Missouri State 36 [2 OT]
(Oct. 29, 2011, at Springfield, Mo.)
- 2013: SDSU 37, Northern Iowa 34 [2 OT]
(Oct. 26, 2013, at Coughlin-Alumni Stadium)
- 2015: Western Illinois 30, SDSU 24 [2 OT]
(Nov. 21, 2015, at Macomb, Ill.)
- 2017: SDSU 27, Illinois State 24 [OT]
(Nov. 11, 2017, at Dana J. Dykhhouse Stadium)
- 2018: SDSU 54, Indiana State 51 [OT]
(Oct. 6, 2018, at Dana J. Dykhhouse Stadium)
- 2021: Southern Illinois 42, SDSU 41 [OT]
(Oct. 9, 2021, at Dana J. Dykhhouse Stadium)

Overall, SDSU is 5-6 in overtime games

DANA J. DYKHHOUSE STADIUM: Jackrabbit football moved into a new home in September of 2016 with the completion of Dana J. Dykhhouse Stadium.

The stadium, which was constructed in phases on the site of SDSU's previous home field, Coughlin-Alumni Stadium, seats 19,340 spectators and cost \$65 million to build.

Dana J. Dykhhouse Stadium is being funded through private gifts and long-term revenue streams, including concessions and suite, loge box and ticket sales. Bonds are financing nearly two-thirds of the project's construction, with the remaining dollars coming from private support. Lead gifts totaling \$12.5 million from former Jackrabbit football player and Sioux Falls banker Dana Dykhhouse and philanthropist T. Denny Sanford were announced in October 2013.

The stadium officially opened Sept. 8, 2016, featuring a concert by country music superstars Luke Bryan, Little Big Town and Lee Brice as part of the Jacks Bash opening weekend.

The first football game was two days later, on Sept. 10, when the Jackrabbits defeated Drake, 56-28.

SDSU has gone on to post a 40-7 record at Dana J. Dykhhouse Stadium during its first five-plus seasons of operation, including an 8-1 mark in FCS playoff games.

The Jackrabbits went undefeated at home in 2018 at 7-0 and again during the 2020-21 spring season with a 5-0 mark.

Dana J. Dykhhouse Stadium was designed by Kansas City-based Crawford Architects, with the construction firm JE Dunn serving as the project manager at risk and Henry Carlson Company of Sioux Falls serving as general contractor.

The stadium won the 2017 Alliant Build America Award from the Associated General Contractors of America South Dakota Building Chapter.

ATTENDANCE BOOM: South Dakota State has drawn crowds of more than 15,000 for each of its first five home games, including greeting a sold-out crowd of 19,332 for the Oct. 8 game against South Dakota. It marked the second sellout in Dana J. Dykhhouse Stadium history and also the second-largest crowd, trailing the 19,371 fans who attended the 2019 Dakota Marker game against North Dakota State — a day SDSU also hosted ESPN's College GameDay.

SDSU is averaging 17,041 fans through five home games, with the regular season finale against Illinois State set for Nov. 12.

The school record for average attendance in a season is 13,753 over seven home dates (including postseason games) in 2016, which was the first season of operation for Dana J. Dykhhouse Stadium.

STIG SHOW: The John Stiegelmeier Radio Show airs throughout the 2022 season.

The weekly, hour-long show begins at 6 p.m. Central Time and originates in front of a live audience once again at Cubby's Sports Bar and Grill in downtown Brookings. Hosted by Tyler Merriam, the show airs along the Jackrabbit Sports Network, including flagship station WNAX 570 AM, and can be heard through the Jackrabbit app and online at GoJacks.com.

Weekly segments include interviews with Jackrabbit head coach John Stiegelmeier, student-athletes and others associated with SDSU football. Fans can submit questions through social media platforms and fans in attendance can register for weekly prizes.

The show mostly airs on Mondays, although it will move to Thursdays in early November (Nov. 10 and 17) due to conflicts with coverage of Jackrabbit basketball.

A LOOK AHEAD: The Jackrabbits will learn their playoff pairing when selections are revealed at 11:30 a.m. on Sunday, Nov. 20, on ESPNU.

#11/12 ILLINOIS STATE 27, #4/4 SDSU 18

Nov. 9, 2019 • Dana J. Dykhouse Stadium (Att.: 7,211)

Illinois State scored on four consecutive second-half possessions and forced three turnovers in the final 17 minutes to defeat South Dakota State, 27-18, Nov. 9 in a battle of nationally ranked Missouri Valley Football Conference teams at Dana J. Dykhouse Stadium.

Both teams ended the day 7-3 overall and with 4-2 records in the MVFC. Illinois State, ranked 11th in the STATS FCS media poll and 12th by the Football Championship Subdivision coaches, scored three times – a pair of field goals and a touchdown – in the fourth quarter. The longest scoring drive by the Redbirds in the final stanza covered only 18 yards as they capitalized on an interception and two fumbles.

Sam Fenlason brought Illinois State within 18-16 with a 37-yard field goal a little over two minutes into the fourth quarter to start the rally. The Redbirds forced a fumble on the ensuing kickoff, recovering at the SDSU 18. Aided by an offside penalty against the Jackrabbits on third and goal from the 3-yard line, James Robinson plunged in from a yard out on the next play to give Illinois State the lead. The Redbirds added a two-point conversion for a 24-18 lead as quarterback Brady Davis threw back across the field to offensive lineman Drew Himmelman on a tackle-eligible play.

Two plays into the next SDSU drive, the Redbirds' Dylan Draka came up with a strip-sack fumble at the Jackrabbit 32. Fenlason then booted his fourth field goal of the game, a 46-yarder, for a two-score lead.

The fourth-quarter mistakes continued to mount for the Jackrabbits as their fate was sealed with just over four minutes to play, when backup kicker Cole Frahm, who had put the Jackrabbits on the board late in the first quarter with a 43-yard field goal, missed a 35-yarder.

The Redbirds then ran out the clock, picking up one first down on a pass play, followed by two first-down runs by Robinson. A STATS FCS Walter Payton Award candidate, Robinson finished with a game-high 98 yards on 24 rushing attempts.

After Illinois State capped a 10-play, 86-yard drive with a 12-yard pass from Davis to Tristan Bailey on the Redbirds' first offensive possession of the game, SDSU rattled off the next 11 points. Christian Rozeboom, who became the Jackrabbits' career tackles leader in Saturday's game, pulled SDSU to within 7-5 as he was awarded a sack on an intentional grounding penalty in the end zone for a safety.

SDSU grabbed its first lead of the game midway through the second quarter as freshman quarterback Keaton Heide connected with Adam Anderson in the back right corner of the end zone for a 21-yard touchdown.

The Jackrabbits wasted an interception by Logan Backhaus at the Illinois State 33 later in the second quarter, coming up empty when a fake field goal attempt went awry.

Illinois State drew back to within a point at 11-10 on a field goal seconds before halftime, stringing together a nine-play, 66-yard drive that consumed less than two minutes.

SDSU increased its lead to 18-10 on its opening drive of the second half. A 23-yard catch and run on third-and-11 by Jaxon Janke and a 10-yard run by Heide later in the drive set up Pierre Strong, Jr.'s 4-yard touchdown run. Also a candidate for the Walter Payton Award, Strong went over the 1,000-yard mark for the second consecutive season in the game, but was held in check with only 29 yards on 12 carries.

Mikey Daniel led the Jackrabbits with 40 yards on 10 carries.

Overall, Illinois State held a 302-260 advantage in total offense. Davis completed 11-of-17 passes for 165 yards. Tanner Taula led Redbird receivers with three catches for 47 yards.



Mikey Daniel finished as the Jackrabbits' leading rusher with 40 yards on 10 carries in a defensive battle against Illinois State.

For SDSU, Heide finished the day 15-of-25 passing for 171 yards. Cade Johnson caught a career-high 11 passes for 74 yards.

Rozeboom ended the afternoon with a season-high 14 tackles. Backhaus added six stops.

Ty DeForest paced the Redbird defense with nine tackles.

SCORE BY QUARTERS	1	2	3	4	FINAL
Illinois State (7-3, 4-2)	7	3	3	14	27
South Dakota State (7-3, 4-2)	3	8	7	0	18

SCORING SUMMARY

1st	9:06	ILS – Tristan Bailey 12 yd pass from Brady Davis (Sam Fenlason kick)
	2:18	SDSU – Cole Frahm 43 yd field goal
2nd	12:46	SDSU – Christian Rozeboom safety
	8:47	SDSU – Adam Anderson 21 yd pass from Keaton Heide (rush failed)
	00:04	ILS – Fenlason 33 yd field goal
3rd	7:28	SDSU – Pierre Strong, Jr. 4 yd run (Frahm kick)
	2:37	ILS – Fenlason 32 yd field goal
4th	12:53	ILS – Fenlason 37 yd field goal
	9:17	ILS – James Robinson 1 yd run (Drew Himmelman pass from Davis)
	6:33	ILS – Fenlason 46 yd field goal

TEAM STATISTICS	ILS	SDSU
FIRST DOWNS	16	13
RUSHES-YARDS (NET)	45-137	32-81
PASSING YDS (NET)	165	179
Passes Att-Comp-Int	17-11-1	26-16-1
TOTAL OFFENSE PLAYS-YARDS	62-302	58-260
Fumble Returns-Yards	0-0	0-0
Punt Returns-Yards	1-(-9)	2-21
Kickoff Returns-Yards	2-32	6-123
Interception Returns-Yards	1-20	1-0
Punts (Number-Avg)	3-48.0	3-55.0
Fumbles-Lost	2-0	5-3
Penalties-Yards	4-30	6-52
Possession Time	31:04	28:56
Third-Down Conversions	4 of 12	8 of 14
Fourth-Down Conversions	1 of 1	0 of 1
Red-Zone Scores-Chances	5-5	1-3
Sacks By: Number-Yards	3-14	3-10

RUSHING LEADERS: ILS - James Robinson 24-98; Jeff Proctor 13-33. SDSU - Mikey Daniel 10-40; Pierre Strong, Jr. 12-29; Keaton Heide 9-15. **PASSING LEADERS:** ILS - Brady Davis 11-17-1 165. SDSU - Keaton Heide 15-25-1 171; Pierre Strong, Jr. 1-1-0 8. **RECEIVING LEADERS:** ILS - Tanner Taula 3-47; Kacper Rutkiewicz 2-21; James Robinson 2-5. SDSU - Cade Johnson 11-74; Jaxon Janke 2-61; Adam Anderson 2-36. **INTERCEPTIONS:** ILS - Christian Uphoff 1-20. SDSU - Logan Backhaus 1-0. **SACKS:** ILS - Zeke Vandenburgh 1.0-5; Aaron Mends 1.0-5; Dylan Draka 1.0-4. SDSU - Xavier Ward 1.0-6; Christian Rozeboom 1.0-3; Quinton Hicks 1.0-1. **TACKLE LEADERS (UA-A-TOT):** ILS - Ty DeForest 4-5-9; Luther Kirk 5-1-6; Christian Uphoff 5-1-6. SDSU - Christian Rozeboom 7-7-14; Logan Backhaus 2-4-6; Don Gardner 5-0-5; Michael Griffin II 4-1-5; Chase Norblade 2-3-5; Ryan Earith 1-4-5.

DEPTH CHART vs. ILLINOIS STATE

OFFENSE

LT	74	GARRET GREENFIELD, 6-6, 305, Sr., Rock Valley, Iowa
	66	Brady Beck, 6-8, 305, Jr., Sioux Falls, S.D.
LG	60	MASON McCORMICK, 6-4, 305, Sr., Sioux Falls, S.D.
	64	Ethan Vibert, 6-4, 305, Jr., Regina, Saskatchewan
C	50	Gus Miller, 6-3, 295, So., Brookings, S.D.
	79	Jharet Bloomerader, 6-5, 290, Jr., Highmore, S.D.
RG	61	Evan Beerntsen, 6-4, 300, Jr., De Pere, Wis.
	76	Bo Donald, 6-6, 300, Jr., Kimball, S.D.
RT	78	John O'Brian, 6-5, 300, Jr., Eaton Rapids, Mich.
	70	Colby Christensen, 6-8, 280, So., West Des Moines, Iowa
TE	87	ZACH HEINS, 6-7, 260, Sr., Sioux Falls, S.D.
	34	Mike Morgan, 6-3, 235, Sr., New Lenox, Ill.
TE	85	TUCKER KRAFT, 6-5, 255, Jr., Timber Lake, S.D.
	12	Regan Bollweg, 6-3, 230, R-Fr., Harrold, S.D.
WR	5	Landon Wolf, 5-10, 160, Sr., Tulsa, Okla
or	4	CANYON BAUER, 6-0, 195, Jr., Sioux Falls, S.D.
(Z-Back)	8	Tyler Feldkamp, 6-0, 195, So., Sioux Falls, S.D.
WR	1	JADON JANKE, 6-3, 210, Sr., Madison, S.D.
(X-Back)	15	Devon Cole Jr., 5-9, 165, So., Clermont, Fla.
WR	10	JAXON JANKE, 6-3, 210, Sr., Madison, S.D.
(W-Back)	19	A.J. Coons, 6-4, 215, So., Solon, Iowa
QB	11	Mark Gronowski, 6-3, 220, So., Naperville, Ill.
	13	Keaton Heide, 6-3, 205, Sr., Wayzata, Minn.
RB	22	Isaiah Davis, 6-1, 220, Jr., Joplin, Mo.
	3	Amar Johnson, 5-11, 190, So., O'Fallon, Mo.
	28	Josh Buri, 5-11, 210, R-Fr., Stewartville, Minn.

Returning starters indicated in CAPS

DEFENSE

DE	97	REECE WINKELMAN, 6-4, 245, Sr., Marshall, Minn.
	53	Caden Johnson, 6-3, 235, Jr., Wahoo, Neb.
	90	Randy Keumogne, 6-3, 230, Jr., Oakdale, Minn.
NT	98	Ryan Van Marel, 6-4, 280, Sr., Sheldon, Iowa
	93	Max Baloun, 6-6, 245, So., Redfield, S.D.
or	92	Brian Williams, 6-1, 290, Jr., Chipley, Fla.
DT	99	CALEB SANDERS, 6-1, 270, Sr., Glenwood, Iowa
	52	Jarod DePriest, 6-5, 270, Jr., Trivoli, Ill.
DE	94	Cade Terveer, 6-3, 250, Sr., Brandon, S.D.
	48	Quinton Hicks, 6-2, 245, Sr., Wichita, Kan.
	95	Zac Wilson, 6-3, 235, Jr., Chipley, Fla.
LB	11	Jason Freeman, 5-9, 220, Jr., Zion, Ill.
(Will)	29	Graham Spalding, 6-1, 205, Jr., Oviedo, Fla.
LB	30	Payton Shafer, 6-0, 210, Sr., Cottage Grove, Minn.
(Mike)	6	Saiveon Williamson, 6-1, 205, Sr., Waseca, Minn.
LB	2	ISAIAH STALBIRD, 6-1, 200, Sr., Kearney, Neb.
(Sam)	30	Payton Shafer, 6-0, 210, Sr., Cottage Grove, Minn.
or	37	Tucker Large, 5-11, 170, R-Fr., Sioux Falls, S.D.
CB	1	Malik Lofton, 5-10, 190, Sr., Minneapolis, Minn.
	26	Steven Arrell, 6-2, 190, So., Brooklyn Park, Minn.
FS	35	Chase Norblade, 6-1, 185, Sr., Papillion, Neb.
	25	CALE REEDER, 6-0, 180, Jr., Yorkville, Ill.
	23	Matthew Durrance, 6-2, 195, R-Fr., Lutz, Fla.
SS	14	Colby Huerter, 6-1, 195, So., Katy, Texas
	37	Tucker Large, 5-11, 170, R-Fr., Sioux Falls, S.D.
RCB	5	DYSHAWN GALES, 5-11, 190, Jr., North Chicago, Ill.
	7	Dalys Beanum, 6-1, 185, Jr., Omaha, Neb.

SPECIAL TEAMS

PK	10	Hunter Dustman, 6-3, 230, Jr., East Bethel, Minn.
	99	Jack Green, 6-3, 195, R-Fr., Rapid City, S.D.
Kickoffs	10	Hunter Dustman, 6-3, 230, Jr., East Bethel, Minn.
or	99	Jack Green, 6-3, 195, R-Fr., Rapid City, S.D.
P	10	HUNTER DUSTMAN, 6-3, 230, Jr., East Bethel, Minn.
	47	Michael Drotzmann, 6-3, 210, Jr., Yankton, S.D.
Snaps	48	Jaden Mueller, 6-1, 205, So., Johnston, Iowa
	95	Zac Wilson, 6-3, 235, Jr., Chipley, Fla.
Holder	13	Keaton Heide, 6-3, 205, Sr., Wayzata, Minn.
	47	Michael Drotzmann, 6-3, 210, Jr., Yankton, S.D.
KOR	1	Jadon Janke, 6-3, 210, Sr., Madison, S.D.
	8	Tyler Feldkamp, 6-0, 195, So., Sioux Falls, S.D.
KOR	21	Angel Johnson, 5-10, 185, R-Fr., Irene, S.D.
	4	Canyon Bauer, 6-0, 195, Jr., Sioux Falls, S.D.
PR	1	Jadon Janke, 6-3, 210, Sr., Madison, S.D.
	10	Jaxon Janke, 6-3, 210, Sr., Madison, S.D.

COACHING STAFF

Head Coach: John Stiegelmeier [F]
 Assistant Head Coach/Defensive Coordinator/Linebackers: Jimmy Rogers [B]
 Offensive Coordinator/Quarterbacks: Josh Lujan [B]
 Special Teams Coordinator/Cornerbacks: Rob Erickson [B]
 Passing Game Coordinator/Wide Receivers: Josh Davis [F]
 Run Game Coordinator/Offensive Line: Ryan Olson [F]

Defensive Run Game Coordinator/Defensive Line: Christian Smith [F]
 Running Backs: Andre Crenshaw [F]
 Tight Ends: Chris Meyers [B]
 Safeties: Jesse Bobbit [F]
 Assistant Defensive Line: Mark Kubacki [B]
 Graduate Assistants/Quality Control: Chuck Case, Evan Traxler, Sean Hupke



South Dakota State University JACKRABBITS

2022 Football Roster

No.	NAME	Pos	Ht	Wt	Yr	HOMETOWN	No.	NAME	Pos	Ht	Wt	Yr	HOMETOWN
0	Daeton Mcgaughy	LB	6-0	210	Jr.	Elwood, Kan.	47	Michael Drotzmann	P	6-3	210	Jr.	Yankton, S.D.
1	Jadon Janke	WR	6-3	210	*Sr.	Madison, S.D.	47	Kytan Fyfe	LB	6-2	195	Fr.	Grand Island, Neb.
1	Malik Lofton	CB	5-10	190	Sr.	Minneapolis, Minn.	48	Quinton Hicks	DE	6-3	245	*Sr.	Wichita, Kan.
2	Isaiah Stalbird	S/LB	6-1	200	*Sr.	Kearney, Neb.	48	Jaden Mueller	LS	6-1	205	So.	Johnston, Iowa
2	Rudy Voss	QB	6-3	210	So.	Lakefield, Minn.	49	Bryce Johnson	LB	6-3	200	Fr.	Parker, Colo.
3	Amar Johnson	RB	5-11	190	So.	O'Fallon, Mo.	50	Noah Jessup	DE	6-5	225	R-Fr.	Franklin, Wis.
3	Dontay Johnson	S	6-1	170	Fr.	Fort Collins, Colo.	50	Gus Miller	OL	6-3	295	So.	Brookings, S.D.
4	Canyon Bauer	WR	6-0	195	Jr.	Sioux Falls, S.D.	51	Logan Green	DT	6-3	270	Fr.	Northboro, Iowa
5	DyShawn Gales	CB	5-11	190	*Sr.	North Chicago, Ill.	52	Jarod DePriest	DT	6-5	270	Jr.	Trivoli, Ill.
5	Landon Wolf	WR	5-10	160	Grad.	Tulsa, Okla.	53	Caden Johnson	DE	6-3	235	Jr.	Wahoo, Neb.
6	Saiveon Williamson	LB	6-1	205	*Sr.	Waseca, Minn.	54	Jalen Lee	OL	6-2	305	So.	Robbins, Ill.
7	Dalys Beanum	CB	6-1	185	Jr.	Omaha, Neb.	55	Aaron Wolfcale-Holsten	DT	6-2	285	R-Fr.	Gilbert, Ariz.
7	Chase Mason	QB	6-4	225	R-Fr.	Hurley, S.D.	57	Levi Vanden Bos	DE	6-3	225	R-Fr.	Rock Valley, Iowa
8	Tyler Feldkamp	WR	6-0	195	So.	Sioux Falls, S.D.	58	Aidan Murphy	DE	6-4	230	Fr.	Magna, Utah
9	Caleb Franci	LB	6-0	185	Jr.	Grand Island, Neb.	59	Grant Conaway	DT	6-3	270	Jr.	Huntington Beach, Calif.
9	Jeff Becker	QB	6-0	205	Fr.	Fort Wayne, Ind.	60	Mason McCormick	OL	6-4	305	*Sr.	Sioux Falls, S.D.
10	Hunter Dustman	K/P	6-3	230	Jr.	East Bethel, Minn.	61	Evan Beerntsen	OL	6-4	300	Jr.	De Pere, Wis.
10	Jaxon Janke	WR	6-3	210	*Sr.	Madison, S.D.	62	Derrick Brown	OL	6-5	310	R-Fr.	Mesa, Ariz.
11	Jason Freeman	LB	5-9	200	Jr.	Zion, Ill.	64	Ethan Vibert	OL	6-4	305	Jr.	Regina, Saskatchewan
11	Mark Gronowski	QB	6-3	220	So.	Naperville, Ill.	66	Brady Beck	OL	6-8	305	Jr.	Sioux Falls, S.D.
12	Regan Bollweg	TE	6-3	230	R-Fr.	Harrold, S.D.	67	Brennan Leines	OL	6-2	320	Fr.	Wagner, S.D.
13	Aydan Dautermann	CB	6-1	185	R-Fr.	Hartford, Wis.	69	Quinten Christensen	OL	6-4	275	Fr.	Wessington Springs, S.D.
13	Keaton Heide	QB	6-3	205	*Sr.	Wayzata, Minn.	70	Colby Christensen	OL	6-8	280	So.	West Des Moines, Iowa
14	Colby Huertner	S	6-1	195	So.	Katy, Texas	71	J.T. Gulbraa	OL	6-4	290	Fr.	Wallace, S.D.
15	Devon Cole Jr.	WR	5-9	165	So.	Clermont, Fla.	74	Garret Greenfield	OL	6-6	305	*Sr.	Rock Valley, Iowa
15	Timothy Croskey	CB	6-0	170	R-Fr.	Buckeye, Ariz.	75	Dawson Rudd	OL	6-5	260	Fr.	Claremore, Okla.
16	Jon Bell	QB	6-3	190	R-Fr.	Naperville, Ill.	76	Bo Donald	OL	6-6	300	Jr.	Kimball, S.D.
17	Abe Hoskins III	CB	6-2	185	So.	Omaha, Neb.	77	Michael Reed	OL	6-3	325	R-Fr.	Sparta, Wis.
18	Grahm Goering	WR	6-2	190	R-Fr.	Iowa City, Iowa	78	John O'Brian	OL	6-5	300	Jr.	Eaton Rapids, Mich.
19	A.J. Coons	WR	6-4	215	So.	Solon, Iowa	79	Jhareth Bloomenrader	OL	6-5	290	Jr.	Highmore, S.D.
19	Max Polischuk	S	6-1	190	Fr.	Regina, Saskatchewan	80	Nate Sullivan Jr.	TE	6-2	225	So.	Bellevue, Neb.
20	Myles Taylor	CB	6-1	180	R-Fr.	Gilbert, Ariz.	81	Rhett Foster	WR	6-3	185	Fr.	Smithville, Mo.
21	Angel Johnson	RB	5-10	185	R-Fr.	Irene, S.D.	82	Jason Harris	WR	6-0	210	Fr.	New Lenox, Ill.
22	Isaiah Davis	RB	6-1	220	Jr.	Joplin, Mo.	83	David Alpers	TE	6-6	225	Fr.	Sioux Falls, S.D.
23	Matthew Durrance	S	6-2	195	R-Fr.	Lutz, Fla.	84	Daxon Lindholm	WR	5-10	160	R-Fr.	Glendale, Ariz.
24	Derrick Johnson	RB	6-0	200	Fr.	Austin, Texas	85	Tucker Kraft	TE	6-5	255	Jr.	Timber Lake, S.D.
25	Cale Reeder	S	6-0	180	Jr.	Yorkville, Ill.	86	Patrick Hoffmann	WR	6-1	200	So.	Naperville, Ill.
26	Steven Arrell	CB	6-2	190	So.	Brooklyn Park, Minn.	87	Zach Heins	TE	6-7	260	*Sr.	Sioux Falls, S.D.
27	Noah Thompson	S	6-1	180	Fr.	Brandon, S.D.	88	Greyton Gannon	TE	6-4	215	Fr.	Eagle, Wis.
28	Josh Buri	RB	5-11	210	R-Fr.	Stewartville, Minn.	89	Brody Gormley	TE	6-7	225	Fr.	Topeka, Kan.
29	Graham Spalding	LB	6-1	205	Jr.	Oviedo, Fla.	90	Randy Keumogne	DE	6-3	230	Jr.	Oakdale, Minn.
30	Payton Shafer	LB	6-0	210	*Sr.	Cottage Grove, Minn.	91	Hayden Muirhead	TE	6-6	230	R-Fr.	Sioux Falls, S.D.
31	Jalen B. Lee	CB	6-2	180	Fr.	Wentzville, Mo.	91	Jace Sifore	DT	6-4	265	Fr.	Howard, S.D.
32	Adam Bock	LB	6-1	215	Jr.	Solon, Iowa	92	Brian Williams	DT	6-1	290	Jr.	Chipley, Fla.
33	Justin Harris	RB	5-10	185	Fr.	New Lenox, Ill.	93	Max Baloun	DT	6-6	270	So.	Redfield, S.D.
34	Mike Morgan	TE/FB	6-3	235	*Sr.	New Lenox, Ill.	94	Cade Terveer	DE	6-3	250	*Sr.	Brandon, S.D.
34	Ryan Swoger	S	6-2	175	R-Fr.	Tucson, Ariz.	94	Luke Fenton	K/P	6-0	185	Fr.	Omaha, Neb.
35	Chase Norblade	S	6-1	185	*Sr.	Papillion, Neb.	95	Zac Wilson	DE	6-3	235	Jr.	Chipley, Fla.
36	Dane Miller	WR	6-3	180	Fr.	Hardy, Neb.	96	Zach Brummels	K	6-4	190	Fr.	Brandon, S.D.
37	Tucker Large	S	5-11	170	R-Fr.	Sioux Falls, S.D.	97	Reece Winkelman	DE	6-4	245	Sr.	Marshall, Minn.
38	Trevor Scott	LB	5-11	200	Fr.	Kansas City, Mo.	98	Ryan Van Marel	DT	6-4	280	*Sr.	Sheldon, Iowa
39	Isaac Kracl	RB	5-11	180	Fr.	Crete, Neb.	99	Jack Green	K	6-3	195	R-Fr.	Rapid City, S.D.
40	Aaron Kusler	LB	6-2	220	So.	Sioux Falls, S.D.	99	Caleb Sanders	DT	6-1	270	Sr.	Glenwood, Iowa
41	Joe Ollman	LB	6-2	210	Fr.	Mequon, Wis.	*denotes student-athlete has additional year of eligibility remaining after 2021 season						
42	Davion Sterner	LB	6-0	190	So.	Alvord, Iowa							
43	Adam Kusler	LB	6-3	215	So.	Sioux Falls, S.D.							
44	Kevin Brenner	DE	6-3	240	Jr.	Silver Lake, Wis.							
45	Kaden Johnson	LB	6-2	205	Fr.	La Vista, Neb.							
46	Cullen McShane	LB	6-2	210	Fr.	Marquette, Iowa							



JOHN STIEGELMEIER

Head Coach

26th Season (194-112 record — all at SDSU)

Alma Mater: South Dakota State, 1979

FOOTBALL HONORS AND RECORDS:

- Ranks first on SDSU career football coaching victories list with 194-112 record (.634 winning percentage) in 26 seasons — passed Ralph Ginn, who compiled a 113-89-9 record in 22 seasons from 1947-68, with 41-3 victory over UW-Oshkosh on Sept. 20, 2014
- Has led teams to winning records in 21 of his 25 full seasons, including 16 of 18 at the Division I Football Championship Subdivision level
- Since moving to the Football Championship Subdivision in 2004, the Jackrabbits have a 152-79 overall record (.658 winning percentage) with three double-digit-win seasons (2017, 2018, 2021)
- His 83 victories in Missouri Valley Football Conference play rank second in league history, while his 126 overall wins since joining the league in 2008 also rank second among all-time league coaches
- 1999 North Central Conference Coach of the Year
- 2007 Great West Football Conference Coach of the Year after leading SDSU to first conference title in 44 years
- 2007 American Football Coaches Association FCS Region 5 Coach of the Year
- Liberty Mutual Coach of the Year Finalist in 2007 and 2009
- 2014 recipient of the Ralph Ginn Award for Coaching Excellence at South Dakota State University
- 2015 finalist for STATS FCS Coach of the Year Award
- 2016 Bruce Craddock Missouri Valley Football Conference Coach of the Year after leading team to first MVFC title
- 2016 AFCA FCS Region 4 Coach of the Year
- Led SDSU to share of MVFC title during the 2020-21 spring season

PLAYOFF EXPERIENCE:

- Has led the Jackrabbits to 11 FCS playoff appearances (2009, 2012, 2013, 2014, 2015, 2016, 2017, 2018, 2019, 2020-21, 2021) and has a 14-11 playoff record
- SDSU hosted playoff games in 2012, 2016, 2017, 2018, 2019, 2020-21 and 2021
- The Jackrabbits reached the FCS semifinals in 2017, 2018, 2020-21 and 2021, and the national championship game in 2020-21
- SDSU was a top-eight seed five seasons in a row (2016-20/21) and was the No. 1 seed in 2020-21
- Served as a student assistant on SDSU's lone NCAA Division II playoff-qualifying team in 1979

OTHER NOTES:

- The Jackrabbits have compiled a 121-34 (.781) home record in Coach Stig's 26 seasons as head coach
- SDSU has a 250-153 (.620) overall record since Coach Stig joined the coaching staff as an full-time assistant in 1988 and has posted a winning record in 28 of 34 full seasons
- Served as secondary coach and recruiting coordinator from 1988-90 under Wayne Haensel
- Served as defensive coordinator from 1991-96 under Mike Daly
- Jackrabbit student-athletes have earned CoSIDA Academic All-America recognition 31 times
- SDSU received the MVFC Team Academic Award each of its first nine seasons in the league

MILESTONE WINS:

- No. 1: SDSU 17, UC Davis 7 [first game as head coach] (Sept. 13, 1997 at Davis, Calif.)
- No. 2 [first home win and first NCC victory]: SDSU 20, St. Cloud State 16 (Oct. 11, 1997, at Brookings)
- No. 25: SDSU 34, Ferris State (Mich.) 24 (Sept. 1, 2001, at Brookings)
- No. 45 [first win over FCS opponent]: SDSU 31, Southern (La.) 24 (Sept. 25, 2004, at Baton Rouge, La.)
- No. 50: SDSU 69, Valparaiso (Ind.) 6 (Sept. 10, 2005, at Brookings)
- No. 69 [first MVFC victory]: SDSU 40, Youngstown State 7 (Sept. 6, 2008, at Brookings)
- No. 75: SDSU 25, North Dakota State 24 (Nov. 22, 2008, at Fargo, N.D.)
- No. 100: SDSU 16, Southern Illinois 12 (Nov. 3, 2012, at Carbondale, Ill.)
- No. 102 [first playoff victory]: SDSU 58, Eastern Illinois 10 (Nov. 24, 2012, at Brookings)
- No. 113 [SDSU record-tying victory]: SDSU 26, Southern Utah 6 (Sept. 13, 2014, at Cedar City, Utah)
- No. 114 [SDSU record-breaking victory]: SDSU 41, UW-Oshkosh 3 (Sept. 20, 2014, at Brookings)
- No. 121: [first win over FBS opponent in D-I era] SDSU 41, Kansas 38 (Sept. 5, 2015, at Lawrence, Kan.)
- No. 125: SDSU 38, Youngstown State 8 (Oct. 17, 2015, at Youngstown, Ohio)
- No. 136 [clinich first MVFC title]: SDSU 45, Northern Iowa 24 (Nov. 19, 2016, at Cedar Falls, Iowa)
- No. 142 [100th win as FCS program]: SDSU 62, Missouri State 30 (Oct. 21, 2017, at Springfield, Mo.)
- No. 150: SDSU 90, Arkansas-Pine Bluff 6 (Sept. 15, 2018, at Brookings)
- No. 171 [clinich share of MVFC title]: SDSU 27, North Dakota State 17 (April 17, 2021, at Fargo, N.D.)
- No. 175: [FBS victory] SDSU 42, Colorado State 23 (Sept. 3, 2021, at Fort Collins, Colo.)
- No. 188: [300th game as head coach] SDSU 28, Missouri State 14 (Sept. 24, 2022, at Springfield, Mo.)

COACH STIG'S

YEAR-BY-YEAR RECORDS

NORTH CENTRAL CONFERENCE

YEAR	OVERALL	CONF
1997	4-6	3-6
1998	6-5	5-4
1999	8-3	6-3
2000	6-5	4-5
2001	5-6	4-4
2002	6-4	4-4
2003	7-4	4-3
TOTALS	42-33	30-29

GREAT WEST FOOTBALL CONFERENCE

YEAR	OVERALL	CONF
2004	6-5	2-3
2005	6-5	3-2
2006	7-4	3-1
2007	7-4	4-0
TOTALS	26-18	12-6

MISSOURI VALLEY FOOTBALL CONF.

YEAR	OVERALL	CONF
2008	7-5	6-2
2009	8-4	7-1
2010	5-6	4-4
2011	5-6	4-4
2012	9-4	6-2
2013	9-5	5-3
2014	9-5	5-3
2015	8-4	5-3
2016	9-4	7-1
2017	11-3	6-2
2018	10-3	6-2
2019	8-5	5-3
2020-21	8-2	5-1
2021	11-4	5-3
2022	9-1	7-0
TOTALS	126-61	83-34
OVERALL TOTALS	194-112	125-69



32-ADAM BOCK

6-1, 215, Junior • Linebacker

Solon, Iowa (Solon H.S.)

FOOTBALL HONORS AND HIGHLIGHTS:

- Stats Perform FCS Buck Buchanan Award Finalist (2021)
- HERO Sports FCS All-America First Team (2021)
- Stats Perform FCS All-America Second Team (2021)
- HERO Sports FCS Sophomore All-America Team (2021)
- HERO Sports FCS Freshman All-America Team (2020-21)
- All-Missouri Valley Football Conference First Team (2021)
- MVFC All-Newcomer Team (2020-21)
- MVFC Defensive Player of the Week (April 17, 2021; Sept. 3, 2022)
- MVFC All-Academic First Team (2021)
- MVFC Commissioner's Academic Excellence Award (2020-21)
- MVFC Honor Roll (2019, 2020-21, 2021)
- Team Captain (2022)
- Returned interception 39 yards for touchdown in Nov. 27, 2021 FCS playoff game versus UC Davis
- Blocked and returned PAT for defensive extra point Oct. 30, 2021 at Youngstown State

SDSU SINGLE-SEASON TACKLES

1. Ross Shafrath, 2012	150
2. R.C. Kilgore, 2013	134
3. Christian Rozeboom, 2016	132
4. Christian Rozeboom, 2017	127
5. Adam Bock, 2021.....	125
6. T.J. Lally, 2014	117
7. Chris Coauette, 2004.....	115
8. Christian Rozeboom, 2019	111
9. Jimmy Rogers, 2007	110
Jesse Bobbit, 2016	110

Note: Tackles not officially recognized as an NCAA statistic until 2000

ADAM BOCK'S CAREER STATISTICS

YEAR	G	SOLO	AST	TOTAL	TFL-Yds	SACK-Yds	PBU	INT-Yds	BK	FR-Yds	FF
2019	4	3	1	4	0-0	0-0	0	0-0	0	0-0	0
2020-21	10	36	38	74	5.5-20	2.0-15	0	0-0	0	0-0	0
2021	15	66	59	125	9.5-31	2.5-15	6	2-55	1	0-0	2
2022	8	32	26	58	4.5-16	3.0-14	0	0-0	0	1-0	1
CAREER	37	137	124	261	19.5-67	7.5-44	6	2-55	1	1-0	3

ADAM BOCK'S 2019 GAME-BY-GAME STATISTICS

Game	Solo	Ast	Total	TFL-Yds	Sack-Yds	Int-Yds	FF	FR
Drake	0	0	0	0-0	0-0	0-0	0	0
North Dakota St.	0	0	0	0-0	0-0	0-0	0	0
Illinois State	2	0	2	0-0	0-0	0-0	0	0
Northern Iowa	1	1	2	0-0	0-0	0-0	0	0
Season Totals	3	1	4	0-0	0-0	0-0	0	0

ADAM BOCK'S 2020-21 GAME-BY-GAME STATISTICS

Game	Solo	Ast	Total	TFL-Yds	Sack-Yds	Int-Yds	FF	FR
Northern Iowa	4	1	5	1.0-7	1.0-7	0-0	0	0
North Dakota	0	0	0	0-0	0-0	0-0	0	0
Western Illinois	3	5	8	0-0	0-0	0-0	0	0
Youngstown St.	1	1	2	0-0	0-0	0-0	0	0
Southern Illinois	2	8	10	0-0	0-0	0-0	0	0
North Dakota St.	8	5	13	2.5-4	0-0	0-0	0	0
Holy Cross	3	6	9	0-0	0-0	0-0	0	0
Southern Illinois	7	6	13	1.0-1	0-0	0-0	0	0
Delaware	4	2	6	1.0-8	1.0-8	0-0	0	0
Sam Houston	4	4	8	0-0	0-0	0-0	0	0
Season Totals	36	38	74	5.5-20	2.0-15	0-0	0	0

ADAM BOCK'S 2021 GAME-BY-GAME STATISTICS

Game	Solo	Ast	Total	TFL-Yds	Sack-Yds	Int-Yds	FF	FR
Colorado State	7	1	8	2.0-3	0-0	0-0	0	0
Lindenwood	2	1	3	0-0	0-0	0-0	0	0
Indiana State	0	10	10	0.5-0	0-0	1-16	0	0
Dixie State	2	1	3	0-0	0-0	0-0	0	0

Southern Illinois	10	7	17	0.5-2	0.5-2	0-0	1	0
Western Illinois	5	2	7	0-0	0-0	0-0	0	0
Northern Iowa	6	4	10	0-0	0-0	0-0	0	0
Youngstown St.	2	1	3	0.5-1	0-0	0-0	0	0
North Dakota St.	5	8	13	2.5-8	1.0-2	0-0	1	0
South Dakota	11	3	14	2.0-13	1.0-11	0-0	0	0
North Dakota	5	7	12	1.0-2	0-0	0-0	0	0
UC Davis	3	3	6	0-0	0-0	0-0	0	0
Sacramento St.	1	5	6	0-0	0-0	0-0	0	0
Villanova	3	4	7	0-0	0-0	0-0	0	0
Montana State	4	2	6	0.5-2	0-0	0-0	0	0
Season Totals	66	59	125	9.5-31	2.5-15	1-16	2	0

Note: Blocked and returned extra point for 2-point defensive conversion Oct. 30 at Youngstown State

ADAM BOCK'S 2022 GAME-BY-GAME STATISTICS

Game	Solo	Ast	Total	TFL-Yds	Sack-Yds	Int-Yds	FF	FR
Iowa	6	7	13	0-0	0-0	0-0	1	1
UC Davis	6	3	9	1.0-1	0-0	0-0	0	0
Butler	3	1	4	0-0	0-0	0-0	0	0
Missouri State	4	3	7	1.0-5	1.0-5	0-0	0	0
Western Illinois	8	2	10	0-0	0-0	0-0	0	0
South Dakota	3	4	7	2.5-10	2.0-9	0-0	0	0
North Dakota St.	1	6	7	0-0	0-0	0-0	0	0
North Dakota	1	0	1	0-0	0-0	0-0	0	0
Indiana St.	DNP-Injury							
Northern Iowa	DNP-Injury							
Season Totals	32	26	58	4.5-16	3.0-14	0-0	1	1



22-ISAIAH DAVIS

6-1 220, Junior • Running Back
Joplin, Missouri (Joplin H.S.)

FOOTBALL HONORS AND HIGHLIGHTS:

- HERO Sports FCS Sophomore All-America Team (2021)
- HERO Sports FCS Freshman All-America Team (2020-21)
- Phil Steele Co-Spring FCS Playoff MVP (2020-21)
- All-Missouri Valley Football Conference Honorable Mention (2020-21)
- MVFC Offensive Player of the Week (Oct. 1, 2022)
- MVFC All-Newcomer Team (2020-21)
- MVFC Newcomer of the Week (March 20, 2021)
- MVFC Commissioner's Academic Excellence Award (2021)
- MVFC Honor Roll (2020-21, 2021)
- Led team in rushing yards (818) and touchdowns (10) as a true freshman during 2020-21 season
- Has topped the 100-yard mark for rushing 12 times during career — five times in FCS playoff games
- In first career start, tallied 150 yards on 22 carries and scored three touchdowns, including a 45-yard score, in regular season road win at Southern Illinois on March 20, 2021
- Tallied 305 all-purpose yards (178 rushing, 114 kickoff returns, 13 receiving) in Football Championship Subdivision national title game
- Began his collegiate career by rushing 81 times before being tackled for a loss

ISAIAH DAVIS' CAREER STATISTICS

Year	Rush	Yds	Avg	TD	LG	Rec	Yds	TD	LG	KOR	Yds	Avg	TD	LG
2020-21	96	818	8.5	10	*85	7	107	0	36	7	228	32.6	0	50
2021	95	701	7.4	7	53	2	8	0	8	0	0	0.0	0	0
2022	161	882	5.5	9	*47	15	112	0	17	0	0	0.0	0	0
Career	352	2,401	6.8	26	*85	24	227	0	36	7	228	32.6	0	50

* denotes touchdown

ISAIAH DAVIS' 2020-21 GAME-BY-GAME STATISTICS

Game	Rush	Yds	TD	LG	Rec	Yds	TD	LG	KOR	Yds	TD	LG
Northern Iowa	1	2	0	2	1	18	0	18	0	0	0	0
North Dakota	2	6	0	6	0	0	0	0	0	0	0	0
Western Illinois	9	118	1	*40	0	0	0	0	1	28	0	28
Youngstown State	3	12	0	8	0	0	0	0	0	0	0	0
Southern Illinois	22	150	3	*45	0	0	0	0	1	36	0	36
North Dakota State	16	84	1	13	3	36	0	23	0	0	0	0
Holy Cross	10	156	1	*60	0	0	0	0	0	0	0	0
Southern Illinois	10	42	1	12	1	4	0	4	1	50	0	50
Delaware	9	70	0	36	1	36	0	36	0	0	0	0
Sam Houston	14	178	3	*85	1	13	0	13	4	114	0	40
Season Totals	96	818	10	*85	7	107	0	36	7	228	0	50

ISAIAH DAVIS' 2021 GAME-BY-GAME STATISTICS

Game	Rush	Yds	TD	LG	Rec	Yds	TD	LG	PR	Yds	TD	LG
Colorado State	15	84	1	32	0	0	0	0	1	1	0	1
Lindenwood	3	41	0	24	0	0	0	0	0	0	0	0
North Dakota	9	64	0	22	0	0	0	0	0	0	0	0
UC Davis	15	217	1	53	0	0	0	0	0	0	0	0
Sacramento State	19	108	2	11	1	8	0	8	1	17	0	17
Villanova	25	174	3	32	0	0	0	0	0	0	0	0
Montana State	9	13	0	8	1	0	0	0	0	0	0	0
Season Totals	95	701	7	53	2	8	0	8	2	18	0	17

Note: Missed eight games due to injury

SDSU CAREER RUSHING YARDS

1. Josh Ranek, 1997-2001	6,744
2. Zach Zenner, 2011-14	6,548
3. Pierre Strong, Jr., 2018-21	4,527
4. Kyle Minett, 2007-10	4,277
5. Anthony Watson, 2003-06	3,712
6. Dan Sonnek, 1984-87	3,304
7. Les Tuma, 1970-73	3,018
8. Cory Koenig, 2004-07	2,990
9. Brady Mengarelli, 2014-17	2,677
10. Darwin Gonnerman, 1966-68	2,598

Isaiah Davis, 2020-present2,401

SDSU CAREER RUSHING TOUCHDOWNS

1. Josh Ranek, 1997-2001	62
2. Zach Zenner, 2011-14	61
3. Kyle Minett, 2007-10	47
4. Pierre Strong, Jr., 2018-21	40
5. Jerry Welch, 1951-54	34
6. Dan Sonnek, 1984-87	32
7. Scott Nedved, 1998-2002	30
8. Anthony Watson, 2003-06	29
9. Darwin Gonnerman, 1966-68	26
Taryn Christion, 2015-18	26
Isaiah Davis, 2020-present	26

JACKRABBITS TO WATCH

ISAIAH DAVIS' 2022 GAME-BY-GAME STATISTICS

Game	Rush	Yds	TD	LG	Rec	Yds	TD	LG	PR	Yds	TD	LG
Iowa	18	50	0	12	5	32	0	12	0	0	0	0
UC Davis	25	112	0	13	0	0	0	0	0	0	0	0
Butler	11	74	0	14	1	17	0	17	0	0	0	0
Missouri State	20	83	0	16	1	7	0	7	0	0	0	0
Western Illinois	27	199	2	38	2	16	0	14	0	0	0	0
South Dakota	15	108	3	*47	1	6	0	6	0	0	0	0
North Dakota St.	14	114	1	27	0	0	0	0	0	0	0	0
North Dakota	DNP-Injury											
Indiana State	7	37	2	10	0	0	0	0	0	0	0	0
Northern Iowa	24	105	1	9	5	34	0	19	0	0	0	0
Season Totals	161	882	9	*47	15	112	0	19	0	0	0	0

*Denotes touchdown



11-MARK GRONOWSKI

6-3, 220, Sophomore • Quarterback
Naperville, Illinois (Neuqua Valley H.S.)

FOOTBALL HONORS AND HIGHLIGHTS:

- Phil Steele FCS Freshman of the Year (2020-21)
- Stats Perform Jerry Rice Award Finalist/Runner-up (2020-21)
- HERO Sports FCS Freshman All-America Team (2020-21)
- Missouri Valley Football Conference Offensive Player of the Year (2020-21)
- MVFC Newcomer of the Year (2020-21)
- MVFC Freshman of the Year (2020-21)
- All-MVFC First Team (2020-21)
- Stats Perform FCS National Freshman Player of the Week (Feb. 19, 2021)
- MVFC Offensive Player of the Week (March 6, 2021; Sept. 24, 2022; Oct. 22, 2022)
- MVFC Newcomer of the Week (Feb. 19, 2021; April 17, 2021)
- Has passed and rushed for touchdowns in the same game nine times in 20 career starts
- MVFC Commissioner's Academic Excellence Award (2021)
- MVFC Honor Roll (2020-21, 2021)
- Team Captain (2022)

MARK GRONOWSKI'S CAREER STATISTICS

Year	GP	Eff.	Comp	Att	Int	Pct.	Yds	TD	LG	Rush	Yds	TD	LG
2020-21	10	150.51	108	188	3	57.4	1,565	15	*76	83	577	7	*80
2021	DNP-Injury												
2022	10	147.11	165	257	4	64.2	1,964	17	57	65	154	7	23
Career	20	150.04	273	445	7	61.3	3,529	32	*76	148	731	14	*80

* denotes touchdown

MARK GRONOWSKI'S 2020 GAME-BY-GAME STATISTICS

Game	Comp	Att	Int	Yds	TD	LG	Rush	Yds	TD	LG
^Northern Iowa	19	29	0	194	2	43	10	24	1	13
^North Dakota	16	32	2	309	2	*76	7	-5	0	5
^Western Illinois	12	19	0	178	2	*44	4	120	2	*80
^Youngstown State	12	28	1	158	1	39	9	15	1	8
^Southern Illinois	7	11	0	63	0	20	13	103	2	17
^North Dakota State	10	14	0	149	1	28	16	126	0	55
^Holy Cross	12	21	0	153	3	*45	2	15	0	9
^Southern Illinois	9	16	0	183	2	31	13	142	1	*67
^Delaware+	10	16	0	162	2	36	7	27	0	13
^Sam Houston	1	2	0	16	0	16	2	10	0	3
Season Totals	108	188	3	1,565	15	*76	83	577	7	*80

^ started game

+ caught 24-yard touchdown pass

MARK GRONOWSKI'S 2022 GAME-BY-GAME STATISTICS

Game	Comp	Att	Int	Yds	TD	LG	Rush	Yds	TD	LG
^Iowa	10	26	0	87	0	20	10	-21	0	3
^UC Davis	13	21	2	110	1	17	7	9	2	7
^Butler	17	25	0	279	3	54	8	55	1	23
^Missouri State	22	29	0	319	4	*40	7	9	0	7
^Western Illinois	17	33	0	188	1	20	3	8	1	11
^South Dakota	12	20	1	136	1	*28	9	43	0	8
^North Dakota State	16	21	0	152	0	39	9	2	0	14
^North Dakota	15	20	0	197	3	39	6	20	2	10
^Indiana State	22	28	0	233	3	24	2	9	1	7
^Northern Iowa	21	34	1	263	1	57	4	20	0	11
Season Totals	165	257	4	1,964	17	57	65	154	7	23



10-JAXON JANKE

6-3, 210, Senior • Wide Receiver

Madison, South Dakota (Madison H.S.)

FOOTBALL HONORS AND HIGHLIGHTS:

- All-Missouri Valley Football Conference Second Team (2020-21, 2021)
- HERO Sports FCS Sophomore All-America Team (2020-21)
- HERO Sports FCS Freshman All-America First Team (2019)
- Phil Steele FCS Freshman All-America First Team (2019)
- MVFC All-Newcomer Team (2019)
- MVFC Special Teams Player of the Week (Sept. 7, 2019)
- MVFC All-Academic Honorable Mention (2020-21, 2021)
- MVFC Commissioner's Academic Excellence Award (2019, 2020-21, 2021)
- MVFC Honor Roll (2019, 2020-21, 2021)
- Led team in receptions and receiving yards in both 2020-21 (32-473) and 2021 (72-1,165)
- Has topped the 100-yard mark for receiving eight times during career, including seven times in 2021
- Has caught two touchdown passes in a game three times in his career
- Ranks in a tie for fourth in SDSU history in career receptions (175), sixth in receiving yards (2,527) and tied for seventh in career receiving touchdowns (20)

JAXON JANKE'S CAREER STATISTICS

Year	Rec	Yds	Avg	TD	LG	PR	Yds	Avg	TD	LG	KOR	Yds	Avg	LG
2018	0	0	0.0	0	0	2	34	17.0	0	18	0	0	0.0	0
2019	29	353	12.2	4	38	27	289	10.7	1	*77	3	46	15.3	20
2020-21	32	473	14.8	6	*76	8	106	13.3	0	55	0	0	0.0	0
2021	72	1,165	16.2	5	55	0	0	0.0	0	0	0	0	0.0	0
2022	42	536	12.8	5	*28	3	58	19.3	0	49	0	0	0.0	0
Career	175	2,527	14.4	20	*76	40	487	12.2	1	*77	3	46	15.3	20

* denotes touchdown

Had one rushing attempt for 14 yards at Missouri State on Sept. 24, 2022

JAXON JANKE'S 2018 GAME-BY-GAME STATISTICS

Game	Rec	Yds	TD	LG	PR	Yds	TD	LG	KOR	Yds	LG
Indiana State	0	0	0	0	0	0	0	0	0	0	0
Youngstown St.	0	0	0	0	0	0	0	0	0	0	0
Illinois State	0	0	0	0	2	34	0	18	0	0	0
North Dakota St.	0	0	0	0	0	0	0	0	0	0	0
Season Totals	0	0	0	0	2	34	0	18	0	0	0

JAXON JANKE'S 2019 GAME-BY-GAME STATISTICS

Game	Rec	Yds	TD	LG	PR	Yds	TD	LG	KOR	Yds	LG
Minnesota	2	20	0	11	0	0	0	0	0	0	0
Long Island	0	0	0	0	4	111	1	*77	0	0	0
Drake	1	12	0	12	3	14	0	11	0	0	0
Southern Utah	2	52	0	28	1	3	0	3	0	0	0
Southern Illinois	3	20	2	*12	3	8	0	11	1	14	14
Youngstown St.	4	32	0	17	2	34	0	19	1	12	12
Indiana State	3	47	1	*23	2	7	0	8	0	0	0
North Dakota St.	1	7	0	7	2	10	0	7	0	0	0
Missouri State	2	21	0	13	1	4	0	4	0	0	0
Illinois State	2	61	0	38	2	21	0	11	1	20	20
Northern Iowa	4	20	1	*10	3	48	0	34	0	0	0
South Dakota	3	41	0	26	2	12	0	8	0	0	0
Northern Iowa	2	20	0	15	2	17	0	8	0	0	0
Season Totals	29	353	4	38	27	289	1	*77	3	46	20

JAXON JANKE'S 2020-21 GAME-BY-GAME STATISTICS

Game	Rec	Yds	TD	LG	PR	Yds	TD	LG	KOR	Yds	LG
Northern Iowa	4	29	1	12	1	14	0	14	0	0	0
North Dakota	7	161	2	*76	0	0	0	0	0	0	0
Western Illinois	4	68	0	42	1	5	0	5	0	0	0
Youngstown St.	3	19	1	*8	1	3	0	3	0	0	0
Southern Illinois	2	36	0	20	0	0	0	0	0	0	0
North Dakota St.	0	0	0	0	2	17	0	16	0	0	0
Holy Cross	5	37	1	*11	2	12	0	6	0	0	0
Southern Illinois	1	24	0	24	0	0	0	0	0	0	0
Delaware	3	64	1	*30	1	55	0	55	0	0	0
Sam Houston	3	35	0	16	0	0	0	0	0	0	0
Season Totals	32	473	6	*76	8	106	0	55	0	0	0

JACKRABBITS TO WATCH

JAXON JANKE'S 2021 GAME-BY-GAME STATISTICS

Game	Rec	Yds	TD	LG	PR	Yds	TD	LG	KOR	Yds	LG
Colorado State	3	58	0	22	0	0	0	0	0	0	0
Lindenwood	2	64	0	55	0	0	0	0	0	0	0
Indiana State	2	47	1	42	0	0	0	0	0	0	0
Dixie State	2	48	0	39	0	0	0	0	0	0	0
Southern Illinois	3	38	0	18	0	0	0	0	0	0	0
Western Illinois	9	101	1	32	0	0	0	0	0	0	0
Northern Iowa	4	83	0	28	0	0	0	0	0	0	0
Youngstown St.	7	111	0	22	0	0	0	0	0	0	0
North Dakota St.	6	118	0	38	0	0	0	0	0	0	0
South Dakota	7	105	0	49	0	0	0	0	0	0	0
North Dakota	8	103	1	24	0	0	0	0	0	0	0
UC Davis	2	18	0	13	0	0	0	0	0	0	0
Sacramento St.	5	48	0	16	0	0	0	0	0	0	0
Villanova	6	119	2	39	0	0	0	0	0	0	0
Montana State	6	104	0	35	0	0	0	0	0	0	0
Season Totals	72	1,165	5	55	0	0	0	0	0	0	0

Note: Recorded one rushing attempt for 7 yards versus Southern Illinois

JAXON JANKE'S 2022 GAME-BY-GAME STATISTICS

Game	Rec	Yds	TD	LG	PR	Yds	TD	LG	KOR	Yds	LG
Iowa	2	24	0	20	1	8	0	8	0	0	0
UC Davis	3	36	0	15	0	0	0	0	0	0	0
Butler	2	21	1	14	0	0	0	0	0	0	0
Missouri State	6	83	1	22	0	0	0	0	0	0	0
Western Illinois	9	94	1	19	0	0	0	0	0	0	0
South Dakota	4	76	1	*28	0	0	0	0	0	0	0
North Dakota St.	4	27	0	21	0	0	0	0	0	0	0
North Dakota	3	33	1	18	0	0	0	0	0	0	0
Indiana State	5	82	0	24	2	50	0	49	0	0	0
Northern Iowa	4	60	0	21	0	0	0	0	0	0	0
Season Totals	42	536	5	*28	3	58	0	49	0	0	0

Note: Recorded one rushing attempt for 14 yards versus Missouri State



85-TUCKER KRAFT

6-5, 255, Junior • Tight End

Timber Lake, South Dakota (Timber Lake H.S.)

FOOTBALL HONORS AND HIGHLIGHTS:

- Athlon Sports FCS All-America Team (2021)
- HERO Sports FCS All-America First Team (2021)
- Stats Perform FCS All-America First Team (2021)
- Associated Press FCS All-America Second Team (2021)
- HERO Sports Sophomore All-America Team (2021)
- All-Missouri Valley Football Conference First Team (2021)
- MVFC Honor Roll (2021)

TUCKER KRAFT'S CAREER STATISTICS

Year	Rec	Yds	Avg	TD	LG	Rush	Yds	Avg	TD	LG	KOR	Yds	Avg	LG
2020-21	7	90	12.9	0	31	1	4	4.0	0	4	1	4	4.0	4
2021	65	780	12.0	6	38	3	9	3.0	0	4	0	0	0.0	0
2022	13	188	13.2	2	57	1	2	0.0	0	0	1	30	30.0	30
Career	85	1,058	12.4	8	57	5	15	3.0	0	4	2	34	17.0	30

* denotes touchdown

TUCKER KRAFT'S 2020-21 GAME-BY-GAME STATISTICS

Game	Rec	Yds	TD	LG	Rush	Yds	TD	LG	KOR	Yds	LG
Northern Iowa	0	0	0	0	0	0	0	0	0	0	0
North Dakota	DNP-Injury										
Western Illinois	DNP-Injury										
Youngstown St.	DNP-Injury										
Southern Illinois	2	14	0	7	0	0	0	0	0	0	0
North Dakota St.	0	0	0	0	1	4	0	4	0	0	0
Holy Cross	2	24	0	19	0	0	0	0	1	4	4
Southern Illinois	2	33	0	31	0	0	0	0	0	0	0
Delaware	1	19	0	19	0	0	0	0	0	0	0
Sam Houston	0	0	0	0	0	0	0	0	0	0	0
Season Totals	7	90	0	31	1	4	0	4	1	4	4

TUCKER KRAFT'S 2021 GAME-BY-GAME STATISTICS

Game	Rec	Yds	TD	LG	Rush	Yds	TD	LG	KOR	Yds	LG
Colorado State	5	53	0	21	0	0	0	0	0	0	0
Lindenwood	4	38	2	*13	0	0	0	0	0	0	0
Indiana State	5	85	1	*26	0	0	0	0	0	0	0
Dixie State	2	20	0	15	0	0	0	0	0	0	0
Southern Illinois	10	124	1	27	0	0	0	0	0	0	0
Western Illinois	2	16	0	16	0	0	0	0	0	0	0
Northern Iowa	9	123	0	36	0	0	0	0	0	0	0

Youngstown St.	3	42	0	18	0	0	0	0	0	0	0
North Dakota St.	5	42	1	*11	1	4	0	4	0	0	0
South Dakota	4	21	0	6	1	2	0	2	0	0	0
North Dakota	2	32	1	*23	0	0	0	0	0	0	0
UC Davis	2	16	0	16	0	0	0	0	0	0	0
Sacramento St.	3	49	0	29	0	0	0	0	0	0	0
Villanova	3	16	0	8	0	0	0	0	0	0	0
Montana State	6	103	0	38	1	3	0	3	0	0	0
Season Totals	65	780	6	38	3	9	0	4	0	0	0

TUCKER KRAFT'S 2022 GAME-BY-GAME STATISTICS

Game	Rec	Yds	TD	LG	Rush	Yds	TD	LG	KOR	Yds	LG
Iowa	1	7	0	7	0	0	0	0	0	0	0
UC Davis	DNP-Injury										
Butler	DNP-Injury										
Missouri State	DNP-Injury										
Western Illinois	DNP-Injury										
South Dakota	DNP-Injury										
North Dakota St.	DNP-Injury										
North Dakota	3	53	1	*32	0	0	0	0	1	30	30
Indiana State	5	59	1	*21	1	2	0	2	0	0	0
Northern Iowa	4	69	0	57	0	0	0	0	0	0	0
Season Totals	13	188	2	57	1	2	0	2	1	30	30

FOOTBALL CHAMPIONSHIP SUBDIVISION POLLS

STATS PERFORM FCS POLL — NOV. 7

PL.	SCHOOL	2022 RECORD	POINTS	PR
1.	South Dakota State [48]	9-1	1,344	1
2.	Sacramento State [6]	9-0	1,295	2
3.	Montana State	8-1	1,232	3
4.	North Dakota State	7-2	1,200	4
5.	Holy Cross	9-0	1,065	6
6.	Incarnate Word	9-1	1,061	7
7.	Weber State	7-2	985	5
8.	William & Mary	8-1	974	8
9.	Jackson State	9-0	905	9
10.	Samford	8-1	880	10
11.	Chattanooga	7-2	724	11
12.	Richmond	7-2	677	14
13.	Furman	7-2	667	13
14.	Mercer	7-2	647	12
15.	Idaho	6-3	618	15
16.	Montana	6-3	550	16
17.	Delaware	7-2	501	18
18.	Elon	7-3	425	19
19.	North Dakota	6-3	336	21
19.	Southeast Missouri State	7-2	303	22
25.	New Hampshire	6-3	260	17
22.	Rhode Island	6-3	228	23
23.	Fordham	7-2	207	24
24.	Princeton	8-0	153	25
25.	Southeastern Louisiana	6-3	112	NR

Notes: First-place votes in brackets; opponents listed in **bold**

Others receiving votes: Eastern Kentucky, 97; UT Martin, 40; **UC Davis, 22**; St. Francis (Pa.), 12; Southern Illinois, 9; Austin Peay, 7; Youngstown State, 5.

AFCA FCS COACHES' POLL — NOV. 7

PL.	SCHOOL	2022 RECORD	POINTS	PR
1.	South Dakota State [21]	9-1	669	1
2.	Sacramento State [6]	9-0	639	3
3.	Montana State	8-1	630	2
4.	North Dakota State	7-2	589	4
5.	Jackson State	9-0	541	5
6.	Holy Cross	9-0	520	7
7.	Incarnate Word	9-1	511	8
8.	William & Mary	8-1	481	9
9.	Samford	8-1	449	10
10.	Weber State	7-2	438	6
11.	Mercer	7-2	390	11
12.	Chattanooga	7-2	370	12
13.	Richmond	7-2	335	14
14.	Montana	6-3	320	13
15.	Delaware	7-2	277	16
16.	Furman	7-2	234	19
18.	Princeton	8-0	234	17
18.	Fordham	7-2	221	18
19.	Southeast Missouri State	7-2	197	20
20.	Idaho	6-3	153	24
21.	Elon	7-3	145	23
22.	Rhode Island	6-3	140	22
23.	St. Thomas (Minn.)	8-1	51	25
24.	Eastern Kentucky	6-3	40	NR
25.	New Hampshire	6-3	36	21

Notes: First-place votes in brackets; opponents listed in **bold**

Others receiving votes: UT Martin, 35; Florida A&M, 34; **North Dakota, 28**; North Carolina Central, 14; Stephen F. Austin, 12; Southern Illinois, 10; Austin Peay, 9; Penn, 9; Davidson, 4; **UC Davis, 3**; North Carolina A&T, 2; Southeastern Louisiana, 2; St. Francis (Pa.), 2; **Youngstown State 1**.

MISSOURI VALLEY FOOTBALL CONFERENCE

2022 MVFC STANDINGS

SCHOOL	CONFERENCE	PF	PA	OVERALL	PF	PA
South Dakota State	7-0	242	118	9-1	314	164
North Dakota State	5-1	193	104	7-2	320	152
North Dakota	4-2	206	178	6-3	284	271
Youngstown State	4-2	136	130	6-3	264	233
Southern Illinois	4-2	181	133	5-4	272	245
Northern Iowa	4-3	226	170	5-5	305	269
Illinois State	3-3	100	114	5-4	163	180
South Dakota	2-4	101	156	3-6	146	235
Missouri State	1-5	163	189	3-6	252	271
Indiana State	0-6	117	217	1-8	148	336
Western Illinois	0-6	92	264	0-9	137	385

SCHEDULE AND RESULTS

SATURDAY, NOV. 5

*North Dakota 42, Indiana State 7
 *South Dakota 20, Missouri State 13
 *North Dakota State 56, Western Illinois 17
 *Youngstown State 19, Illinois State, 17
 *SDSU 31, Northern Iowa 28
 Bye: Southern Illinois

SATURDAY, NOV. 12

*South Dakota at North Dakota, noon
 *Indiana State at Western Illinois, 1 p.m.
 *North Dakota State at Southern Illinois, 1 p.m.
 *Illinois State at South Dakota State, 2 p.m.
 *Youngstown State at Missouri State, 2 p.m.
 Bye: Northern Iowa

2022 PRESEASON POLL

1.	North Dakota State [39]	446
2.	South Dakota State [2]	407
3.	Missouri State	355
4.	Southern Illinois	306
5.	Northern Iowa	304
6.	South Dakota	235
7.	North Dakota	190
8.	Illinois State	178
9.	Youngstown State	132
10.	Indiana State	109
11.	Western Illinois	44



IOWA 7, #2/3 SDSU 3

Sept. 3, 2022 • Kinnick Stadium (Att.: 69,205)

IOWA CITY, Iowa — Iowa won the battle for field position all day, turning two second-half safeties into the decisive points in a 7-3 victory over South Dakota State in the college football opener for both teams Saturday before a sellout crowd of 69,250 at Kinnick Stadium.

SDSU, ranked second in the Stats Perform Football Championship Subdivision media poll and third by the FCS coaches, seemingly played out of the shadow of its own goal line throughout the afternoon. Thanks to the punting by the Hawkeyes' Tory Taylor, six Jackrabbit drives started inside their own 10-yard line, including three inside the 5.

Compounding the Jackrabbits' field-position woes were a number of false-start penalties. Overall, SDSU was penalized 12 times for 66 yards, with Iowa flagged two times for 15 yards.

Iowa, which missed a 40-yard field goal on its second drive of the game after being given a short field after a shanked punt, put the first points on the board later in the first quarter on a 46-yard field goal by Aaron Blom.

The only drive for the Jackrabbits that started in Iowa territory resulted in their only points of the game. Linebacker Caleb Franci's interception and 17-yard return late in the second quarter set SDSU up at the Iowa 38. After picking up one first down on a 12-yard pass from Gronowski to Isaiah Davis on third-and-10, Hunter Dustman knotted the game at 3-all with a 44-yard field goal.

Defenses continued to dominate throughout the rest of the game, with neither team reaching the 200-yard mark in total offense.

Iowa grabbed the lead with a few ticks over four minutes remaining in the third quarter. Following a Taylor punt that pinned the Jackrabbits at their own 1, Jack Campbell broke through the line and tackled Davis in the end zone for the first of two safeties. Campbell led the Hawkeyes with 12 tackles.

SDSU stayed within striking distance as Adam Bock, from nearby Solon, Iowa, came away with the Jackrabbits' second takeaway of the game by ripping the ball away from Leshon Williams at the 7-yard line after the ensuing free kick. Bock posted a game-high 13 tackles.

Despite the momentary shift in momentum, the Jackrabbits couldn't get their offense on track against a stout Iowa defense, giving up their second safety late in the fourth quarter when Gronowski was sacked in the end zone by Joe Evans.

Iowa finished with a 166-120 advantage in total offense. Williams led the Hawkeyes' ground game with 72 yards on 24 carries, while Spencer Petras completed 11-of-25 passes for 109 yards. Arland Bruce paced the Iowa receivers with five catches for 68 yards.

For the Jackrabbits, Davis tallied 50 rushing yards on 18 carries and was the team's leading receiver with five catches for 32 yards. Gronowski, making his first start since being injured in the FCS national championship game in May 2021, completed 10-of-26 passes for 87 yards and was sacked four times.

Dustman also handled the punting duties for the Jackrabbits, averaging 41.5 yards on 11 attempts.



The South Dakota State defense held Iowa without a touchdown and limited the Hawkeyes to 57 rushing yards in a narrow 7-3 setback in the 2022 season opener.

SCORE BY QUARTERS	1	2	3	4	FINAL
South Dakota State (0-1)	0	3	0	0	3
Iowa (1-0)	3	0	2	2	7

SCORING SUMMARY

1st	1:11	IOWA	—	Aaron Blom 46 yd field goal
2nd	00:15	SDSU	—	Hunter Dustman 44 yd field goal
3rd	4:03	IOWA	—	Team safety
4th	3:58	IOWA	—	Team safety

TEAM STATISTICS	SDSU	IOWA
FIRST DOWNS	7	10
RUSHES-YARDS (NET)	31-33	36-57
PASSING YDS (NET)	87	109
Passes Att-Comp-Int	26-10-0	25-11-1
TOTAL OFFENSE PLAYS-YARDS	57-120	61-166
Punt Returns-Yards	2-8	5-17
Kickoff Returns-Yards	2-31	2-41
Interception Returns-Yards	1-17	0-0
Punts (Number-Avg)	11-41.5	10-47.9
Fumbles-Lost	2-0	2-1
Penalties-Yards	12-66	2-15
Possession Time	29:49	30:11
Third-Down Conversions	3 of 16	4 of 17
Fourth-Down Conversions	0 of 1	0 of 0
Red-Zone Scores-Chances	0-0	0-1
Sacks By: Number-Yards	2-17	4-23

RUSHING LEADERS: SDSU - Isaiah Davis 18-50; Amar Johnson 2-3; Rudy Voss 1-1. IOWA - Leshon Williams 24-72; Arland Bruce IV 1-11; Monte Pottebaum 1-3. **PASSING LEADERS:** SDSU - Mark Gronowski 10-26-0 87. IOWA - Spencer Petras 11-25-1 109. **RECEIVING LEADERS:** SDSU - Isaiah Davis 5-32; Jaxon Jake 2-24; Landon Wolf 1-18; Tucker Kraft 1-7; Zach Heins 1-6. **INTERCEPTIONS:** SDSU - Caleb Franci 1-17. IOWA - none. **SACKS:** SDSU - Max Baloun 1.0-12; Reece Winkelman 1.0-5. IOWA - Joe Evans 2.0-11; Logan Lee 1.5-10; Lukas Van Ness 0.5-2. **TACKLE LEADERS (UA-A-TOT):** SDSU - Adam Bock 6-7-13; Isaiah Stalbird 3-3-6; Colby Huerter 3-2-5; Caleb Sanders 2-3-5. IOWA - Jack Campbell 5-7-12; Logan Lee 2-4-6; Jestin Jacobs 1-4-5.

#2/3 SDSU 24, #25 UC DAVIS 22

Sept. 10, 2022 • Dana J. Dykhouse Stadium (Att.: 16,182)

Mark Gronowski ran for two touchdowns and passed for another, and South Dakota State survived some anxious moments down the stretch to hold off UC Davis, 24-22, in a nonconference battle between nationally ranked teams Sept. 10 at Dana J. Dykhouse Stadium.

In winning the annual Dairy Drive game, the Jackrabbits, ranked second in the Stats Perform media poll and third by the Football Championship Subdivision coaches, evened their record at 1-1. UC Davis, which entered the game ranked 25th in the coaches' poll, dropped to 0-2.

SDSU capitalized on an interception and ensuing 31-yard return by linebacker Daeton McGaughy four minutes into the game, capping a five-play, 17-yard drive to put the first points on the board on a 1-yard run by Gronowski.

The Jackrabbits pushed their lead to 10-0 early in the second quarter on a 41-yard field goal by Hunter Dustman.

UC Davis got on the board 80 seconds after Dustman's field goal on a 68-yard touchdown pass from Miles Hastings to Lan Larison.

SDSU answered with its best drive of the young season, pushing its lead back to 10 points at 17-7 with an 11-play, 86-yard march. Isaiah Davis accounted for 33 rushing yards on the drive, while Gronowski completed passes of 15 yards to Jaxon Janke and 13 yards to Zach Heins before finishing off the drive with a 5-yard touchdown run up the middle.

Isaiah Gomez brought the Aggies to within 17-10 on a 36-yard field goal with one second remaining in the first half.

After a scoreless third period that included the Aggies clanging a 43-yard field goal attempt off the right upright, the Jackrabbits were poised to put the game away after scoring their third — and final — touchdown of the night on a broken play six minutes into the final stanza. On first and goal from the UCD 7, the snap sailed over Gronowski's head, but the sophomore signal-caller was able to retrieve the loose ball in stride at the 25 and then heaved the ball to the end zone into the arms of a diving Tyler Feldkamp for a touchdown and a 24-10 lead.

As quickly as the tide turned for the Jackrabbits on that one play, the ball began to bounce in UC Davis' favor. After forcing the Aggies to punt for the fifth time in the game, SDSU failed to salt the game away as it committed its third turnover of the night by losing a fumble at its own 46.

UC Davis quickly cashed in as Hastings hooked up with Justin Poerio for 9-yard touchdown with 3:21 remaining. The Jackrabbits' Jarod DePriest blocked the PAT attempt.

With the score remaining at 24-16, Gomez recovered his own onside kick at the UCD 47 and the Aggies capitalized with their second scoring drive in one minute and 12 seconds. A pass down the middle of the field was deflected by the intended receiver to McCallan Castles at the 1-yard line and resulted in a 25-yard touchdown with 2:03 remaining in regulation.

UC Davis' attempt at a game-tying two-point conversion was no good as Hastings rolled right, but his pass to the back corner of the end zone landed out of bounds.

This time, the Jackrabbits' DyShawn Gales recovered the onside kick and SDSU was able to run out the clock.

UC Davis finished with a 322-250 advantage in total offense despite the Jackrabbits' Isaiah Davis leading all players with 112 rushing yards while matching his career high with 25 carries. Gronowski completed 13-of-21 passes for 110 yards, but was intercepted twice. Jaxon and Jadon Janke each caught three passes for 36 and 33 yards, respectively.



Mark Gronowski scored on a pair of touchdown runs and threw for another score as the Jackrabbits held off UC Davis, 24-22, in SDSU's Sept. 10 home opener.

Hastings finished the game 26-of-43 passing for 273 and three touchdowns for UCD. The Aggies' do-everything back Ulonzo Gilliam hauled in eight receptions for 80 yards and added another 33 yards on the ground on 11 attempts.

Rex Connors was credited with a game-high 17 tackles for UC Davis, with Teddy Buchanan adding 10 tackles. For SDSU, Adam Bock led the squad in tackles for the second straight week with nine, while safeties Colby Huerter and Tucker Large each added seven stops in their first career starts.

SCORE BY QUARTERS	1	2	3	4	FINAL
UC Davis (0-2)	0	10	0	12	22
South Dakota State (1-1)	7	10	0	7	24

SCORING SUMMARY

1st	8:45	SDSU	—	Mark Gronowski 1 yd run (Hunter Dustman kick)
2nd	10:53	SDSU	—	Dustman 41 yd field goal
2nd	9:33	UCD	—	Lan Larison 68 yd pass from Miles Hastings (Isaiah Gomez kick)
2nd	4:08	SDSU	—	Gronowski 5 yd run (Dustman kick)
2nd	00:01	UCD	—	Gomez 36 yd field goal
4th	9:04	SDSU	—	Tyler Feldkamp 7 yd pass from Gronowski (Dustman kick)
4th	3:21	UCD	—	Justin Poerio 9 yd pass from Hastings (kick blocked)
4th	2:03	UCD	—	McCallan Castles 25 yd pass from Hastings (pass failed)

TEAM STATISTICS	UCD	SDSU
FIRST DOWNS	17	18
RUSHES-YARDS (NET)	21-49	44-140
PASSING YDS (NET)	273	110
Passes Att-Comp-Int	44-26-1	21-13-2
TOTAL OFFENSE PLAYS-YARDS	65-322	65-250
Punt Returns-Yards	1-(-3)	2-12
Kickoff Returns-Yards	1-20	2-22
Interception Returns-Yards	2-2	1-31
Punts (Number-Avg)	5-43.6	2-44.5
Fumbles-Lost	0-0	1-1
Penalties-Yards	6-65	5-40
Possession Time	26:11	33:49
Third-Down Conversions	7 of 15	6 of 12
Fourth-Down Conversions	1 of 2	0 of 1
Red-Zone Scores-Chances	2-2	3-3
Sacks By: Number-Yards	1-13	0-0

RUSHING LEADERS: UCD - Ulonzo Gilliam Jr. 11-33; Lan Larison 5-9. SDSU - Isaiah Davis 25-112; Amar Johnson 6-39; Mark Gronowski 7-9. **PASSING LEADERS:** UCD - Miles Hastings 26-43-1 273; Lan Larison 0-1-0 0. SDSU - Mark Gronowski 13-21-2 110. **RECEIVING LEADERS:** UCD - Ulonzo Gilliam Jr. 8-80; Lan Larison 4-80; Trent Tompkins 4-31. SDSU - Jaxon Janke 3-36; Jadon Janke 3-33; Zach Heins 2-16. **INTERCEPTIONS:** UCD - Rex Connors 2-2. SDSU - Daeton McGaughy 1-31. **SACKS:** UCD - Jackson Cloyd 1.0-12. SDSU - none. **TACKLE LEADERS (UA-A-TOT):** UCD - Rex Connors 10-7-17; Teddy Buchanan 8-2-10; Devon King 5-1-6. SDSU - Adam Bock 6-3-9; Tucker Large 4-3-7; Colby Huerter 2-5-7; Graham Spalding 4-0-4; Kevin Brenner 2-2-4.

#2/3 SDSU 45, BUTLER 17

Sept. 17, 2022 • Dana J. Dykhouse Stadium (Att.: 16,414)

South Dakota State scored touchdowns on each of its first three offensive possessions and tallied 38 consecutive points in one stretch en route to a 45-17 victory over Butler in the 55th Beef Bowl Sept. 17 at Dana J. Dykhouse Stadium.

Playing before a crowd of 16,414, the Jackrabbits improved to 2-1 overall. Butler dropped to 2-1 on the young season. SDSU entered the matchup ranked second in the Football Championship Subdivision media poll conducted by Stats Perform and third in the AFCA coaches' poll, while Butler was receiving votes in the coaches' poll.

The Jackrabbits wasted little time to draw first blood, marching 75 yards on eight plays after the opening kickoff. Quarterback Mark Gronowski completed all three of his passes attempts for 35 yards on the drive and added a 23-yard scramble before plunging in from a yard out three minutes and 54 seconds into the game for the first score of the contest.

Butler quickly responded, knotting the game at 7-all on a 56-yard touchdown pass down the middle of the field from Bret Bushka to Luke Wooten.

SDSU gained the lead for good with another 75-yard scoring drive, highlighted by a career-long catch and run of 54 yards to the Butler 7 by Canyon Bauer on a middle screen from Gronowski. On the next play, Gronowski connected with Jaxon Janke over the middle for a touchdown.

The Jackrabbit lead grew to 21-7 three minutes into the second quarter as Gronowski hooked up with Jadon Janke in the right corner of the end zone for a 17-yard touchdown. That capped an 11-play, 65-yard drive that began late in the first quarter.

SDSU extended its lead to 28-7 heading into halftime after recovering a muffed punt in Butler territory. Five plays after the miscue, Gronowski tossed his third touchdown pass of the opening half as he found Zach Heins open down the right hash for a 28-yard touchdown.

It was more of the same in the second half as the Jackrabbits scored the first 17 points on a 27-yard field goal by Hunter Dustman in the third period and a pair of 2-yard touchdown runs by reserves Angel Johnson and Rudy Voss three minutes apart early in the fourth quarter. Voss' touchdown came after Aaron Wolcale-Holsten recovered a fumble at the Butler 17 for the third Bulldog turnover of the night.

Butler managed a couple late scores against the Jackrabbit second and third units, ending the SDSU onslaught with a 33-yard field goal by Luka Zurak, followed by a 2-yard touchdown run by Bushka.

The Jackrabbits finished with their most prolific offensive performance of the season by far, racking up a 463-264 advantage in total offense. Gronowski ended the night 17-of-25 passing for 279 yards and added 55 rushing yards on eight attempts. Isaiah Davis led the ground game with 74 yards on 11 carries, while Jadon Janke tallied 87 receiving yards on five catches.

Bauer contributed career highs of five catches and 76 receiving yards for SDSU.

Bushka paced Butler with 211 yards through the air on 18-of-31 passing and gained a team-best 29 rushing yards on nine carries.

Daeton Mcgaughy led the SDSU defensive effort with seven tackles, followed by four each from fellow starting linebackers Adam Bock and Jason Freeman.

Will Mason was credited with a game-high eight tackles for Butler.



South Dakota State put up its most prolific offensive numbers of the young season, racking up 463 yards of total offense in a 45-17 home win over Butler.

SCORE BY QUARTERS	1	2	3	4	FINAL
Butler (2-1)	7	0	0	10	17
South Dakota State (2-1)	14	14	3	14	45

SCORING SUMMARY

1st	11:06	SDSU	–	Mark Gronowski 1 yd run (Hunter Dustman kick)
1st	7:49	BU	–	Luke Wooten 56 yd pass from Bret Bushka (Luka Zurak kick)
1st	5:02	SDSU	–	Jaxon Janke 7 yd pass from Gronowski (Dustman kick)
2nd	12:08	SDSU	–	Jadon Janke 17 yd pass from Gronowski (Dustman kick)
2nd	1:03	SDSU	–	Zach Heins 28 yd pass from Gronowski (Dustman kick)
3rd	6:34	SDSU	–	Dustman 27 yd field goal
4th	14:55	SDSU	–	Angel Johnson 2 yd run (Jack Green kick)
4th	11:30	SDSU	–	Rudy Voss 2 yd run (Green kick)
4th	5:38	BU	–	Zurak 33 yd field goal
4th	1:56	BU	–	Bushka 2 yd run (Zurak kick)

TEAM STATISTICS	BU	SDSU
FIRST DOWNS	13	24
RUSHES-YARDS (NET)	24-53	39-184
PASSING YDS (NET)	211	279
Passes Att-Comp-Int	31-18-1	26-17-0
TOTAL OFFENSE PLAYS-YARDS	55-264	65-463
Punt Returns-Yards	1-(-6)	3-3
Kickoff Returns-Yards	1-19	0-0
Interception Returns-Yards	0-0	1-0
Punts (Number-Avg)	5-41.8	2-46.5
Fumbles-Lost	2-2	0-0
Penalties-Yards	6-59	7-60
Possession Time	27:49	32:11
Third-Down Conversions	9 of 15	7 of 12
Fourth-Down Conversions	0 of 0	0 of 0
Red-Zone Scores-Chances	2-2	6-6
Sacks By: Number-Yards	0-0	0-0

RUSHING LEADERS: BU - Bret Bushka 9-29; A.J. Deinhart 9-17; Joey Such 5-8. SDSU - Isaiah Davis 11-74; Mark Gronowski 8-55; Josh Buri 8-29; Angel Johnson 3-12; Amar Johnson 4-11.

PASSING LEADERS: BU - Bret Bushka 18-31-1 211. SDSU - Mark Gronowski 17-25-0 279; Rudy Voss 0-1-0 0. **RECEIVING LEADERS:** BU - Joey Suchy 5-30; Luke Wooten 4-79; Tyler Adams 2-33; Jared Suchevis 2-13; Jeremy Johnson 2-5. SDSU - Jadon Janke 5-87; Canyon Bauer 5-76; Zach Heins 2-42; Jaxon Janke 2-21. **INTERCEPTIONS:** BU - none. SDSU - Cale Reeder 1-0. **SACKS:** BU - none. SDSU - none. **TACKLE LEADERS (UA-A-TOT):** BU - Will Mason 7-1-8; Nick Bafia 3-3-6; Thomas Rousseau 3-2-5. SDSU - Daeton Mcgaughy 5-2-7; Jason Freeman 4-0-4; Adam Bock 3-1-4.

#2/3 SDSU 28, #4/6 MISSOURI STATE 14

Sept. 24, 2022 • Robert W. Plaster Stadium (Att.: 13,189)

South Dakota State scored two touchdowns in the fourth quarter and the Jackrabbit defense turned in a strong performance throughout the afternoon to come away with a 28-14 victory over Missouri State in a battle between top-five programs in the Missouri Valley Football Conference opener for both teams Sept. 24 at Robert W. Plaster Stadium.

The Jackrabbits, tied for second in the Stats Perform media poll and third in the Football Championship Subdivision coaches' poll, improved to 3-1 overall. Missouri State, tied for fourth in the coaches' poll and sixth in the media poll, dropped to 2-2 on the season.

SDSU broke into the scoring column first, putting together a 10-play, 92-yard drive late in the first quarter that ended on a 3-yard touchdown pass from Mark Gronowski to Jadon Janke.

The Jackrabbits couldn't add to their lead in the opening half, however, as they missed three field goals. A 50-yard attempt on the opening drive of the game sailed wide left, while a 35-yard attempt in the second quarter was blocked and a 44-yarder on the final play of the half was also off the mark.

Meanwhile, the Jackrabbit defense harassed Missouri State quarterback and Walter Payton Award candidate Jason Shelley all day. SDSU defenders sacked Shelley three times in the first half and four times in the game, and also intercepted Shelley twice.

Colby Huerter recorded the first SDSU interception on a Shelley pass in the red zone on the Bears' first possession of the second half. The ensuing 70-yard return by Huerter put the ball at the MSU 24 and the Jackrabbits quickly cashed in. Four plays after the turnover, Gronowski found Jaxon Janke over the middle for a 13-yard touchdown and a 14-0 Jackrabbit lead.

Missouri State appeared to wrest the momentum away from the Jackrabbits later in the period as the Bears scored touchdowns on each of their next two possessions. Jacardia Wright finished off a six-play, 71-yard drive with a 15-yard touchdown run for the first score, then Shelley found Raylen Sharpe deep down the field on the first play of the next drive for a 67-yard touchdown.

As the game flipped to the fourth quarter, SDSU put together two methodical drives to take the victory. Zach Heins scored the go-ahead touchdown on a 21-yard pass down the middle to cap a 10-play, 70-yard march with 7 minutes, 59 seconds remaining in regulation. Heins set career highs with seven catches and 127 yards receiving.

Following MSU's seventh punt of the contest, the Jackrabbits covered 84 yards on seven plays, with Jadon Janke scoring his second touchdown of the game from 40 yards on a catch and run along the left sideline with 2:30 remaining. Jadon Janke finished with 102 yards on a career-high eight catches, while Jaxon Janke added six receptions for 83 yards.

A Matthew Durrance interception of Shelley in the end zone in the final minute secured the victory.

SDSU finished with a 475-258 advantage in total offense. Gronowski established new career highs with 22 completions — in 29 attempts — as well as 319 passing yards and four touchdown passes.

Isaiah Davis led the ground game with 83 yards on 20 carries.

Shelley ended the day 19-of-29 passing for 185 yards, while Wright paced the rushing attack with 63 yards on 13 carries and tallied a team-high five catches for 14 yards.

Adam Bock led SDSU with seven tackles, including a sack. Dillon Thomas recorded a game-high 11 tackles for the Bears.



Jarod DePriest recorded one of four sacks by the Jackrabbit defense in a 28-14 road win at Missouri State on Sept. 24.

SCORE BY QUARTERS	1	2	3	4	FINAL
South Dakota State (3-1, 1-0)	7	0	7	14	28
Missouri State (2-2, 0-1)	0	0	14	0	14

SCORING SUMMARY	
1st 2:25	SDSU — Jadon Janke 3 yd pass from Mark Gronowski (Hunter Dustman kick)
3rd 10:00	SDSU — Jaxon Janke 13 yd pass from Gronowski (Dustman kick)
3rd 6:34	MSU — Jacardia Wright 15 yd run (Jose Pizano kick)
3rd 2:55	MSU — Raylen Sharpe 67 yd pass from Jason Shelley (Pizano kick)
4th 7:59	SDSU — Zach Heins 21 yd pass from Gronowski (Dustman kick)
4th 2:30	SDSU — Jadon Janke 40 yd pass from Gronowski (Dustman kick)

TEAM STATISTICS	SDSU	MSU
FIRST DOWNS	24	14
RUSHES-YARDS (NET)	37-156	23-73
PASSING YDS (NET)	319	185
Passes Att-Comp-Int	29-22-0	29-19-2
TOTAL OFFENSE PLAYS-YARDS	66-475	52-258
Punt Returns-Yards	1-2	1-29
Kickoff Returns-Yards	2-44	5-73
Interception Returns-Yards	2-70	0-0
Punts (Number-Avg)	3-45.7	7-47.3
Fumbles-Lost	1-1	0-0
Penalties-Yards	6-59	4-55
Possession Time	34:55	25:05
Third-Down Conversions	6 of 12	3 of 12
Fourth-Down Conversions	0 of 1	2 of 2
Red-Zone Scores-Chances	2-3	1-2
Sacks By: Number-Yards	4-20	1-7

RUSHING LEADERS: SDSU - Isaiah Davis 20-83; Amar Johnson 7-42; Jaxon Janke 1-14; Jadon Janke 1-10; Mark Gronowski 7-9. MSU - Jacardia Wright 13-63; Jason Shelley 10-10. **PASSING LEADERS:** SDSU - Mark Gronowski 22-29-0 319. MSU - Jason Shelley 19-29-2 185. **RECEIVING LEADERS:** SDSU - Jadon Janke 8-102; Zach Heins 7-127; Jaxon Janke 6-83; Isaiah Davis 1-7. MSU - Jacardia Wright 5-14; Jordan Jones 4-43. **INTERCEPTIONS:** SDSU - Matthew Durrance 1-0; Colby Huerter 1-70. MSU - none. **SACKS:** SDSU - Ryan Van Marel 1.0-6; Jarod DePriest 1.0-5; Adam Bock 1.0-5; Cade Terveer 1.0-4. MSU - Jalen Williams 1.0-7. **TACKLE LEADERS (UA-A-TOT):** SDSU - Adam Bock 4-3-7; DyShawn Gales 3-0-3; Jason Freeman 2-1-3; Graham Spalding 2-1-3; Matthew Durrance 1-2-3; Reece Winkelman 1-2-3; Jarod DePriest 1-2-3. MSU - Dillon Thomas 7-4-11; Ferran Manuleleua 5-3-8; Kevin Ellis 4-1-5; Tahj Chambers 3-2-5; Von Young 3-2-5.

#2/3 SDSU 34, WESTERN ILLINOIS 10

Oct. 1, 2022 • Dana J. Dykhouse Stadium (Att.: 16,414)

Behind the rushing of Isaiah Davis, South Dakota State put together a number of time-consuming drives in posting a methodical 34-10 victory over Western Illinois Oct. 1 at Dana J. Dykhouse Stadium.

The Jackrabbits, ranked second in the Football Championship Subdivision media poll conducted by Stats Perform and third in the coaches' poll, won for the fourth consecutive game to improve to 4-1 overall and 2-0 in the Missouri Valley Football Conference. Western Illinois remained winless at 0-5 overall and 0-2 in league play.

Davis made his presence known from the get-go, carrying the ball on all six of the Jackrabbits' plays from scrimmage on their opening drive of the game. The junior from Joplin, Missouri, tallied 46 yards on the opening drive, including a 26-yard gain on the second play of the series, before finding paydirt from 2 yards out moments later to give SDSU a 7-0 lead after the extra point by Hunter Dustman.

After recovering a Western Illinois fumble in the red zone, SDSU put together its longest drive of the season for both plays (14) and time (7:08) on its next offensive possession, settling for a 27-yard field goal by Dustman for a 10-0 lead with under a minute to play in the first quarter.

The Fighting Leathernecks answered with a 35-yard field goal by Mason Laramie early in the second stanza, but the Jackrabbits built their advantage to 17-3 with a nine-play, 58-yard drive that ended on an 11-yard touchdown run by quarterback Mark Gronowski.

SDSU recovered the ball at the Western Illinois 21 after the ensuing kickoff held up in the wind and took a Jackrabbit bounce into the hands of Steven Arrell. However, the Jackrabbits couldn't cash in as Dustman's 33-yard field goal attempt was hooked left, keeping the score at 17-3 into intermission.

Dustman connected on a 25-yard field goal for the only points of the third quarter, capping a 12-play, 81-yard drive that chewed up nearly seven more minutes.

The Jackrabbits put the game away with touchdowns on back-to-back possessions in the fourth quarter. First, Gronowski hooked up with Jaxon Janke for a 19-yard touchdown and Davis followed moments later with a 12-yard scoring run. Davis, who tallied 199 yards on a career-high 27 carries, set up his second touchdown of the game with a season-long 38-yard run.

Western Illinois' lone touchdown was the result of a fortunate bounce. Naseim Brantley caught a pass near midfield and broke through several tackles on his way to end zone. The Jackrabbits' Arrell jarred the ball loose from Brantley from behind just before Brantley crossed the goal line; however, the Leathernecks' Jay Parker fell on the loose ball in the end zone to complete the 56-yard touchdown.

SDSU racked up nearly a 23-minute edge in time of possession (41:26 to 18:34) and ran 34 more offensive plays (80-34) in finishing with a 458-220 advantage in total offense. Gronowski completed 17-of-33 passes for 188 yards and connected with eight different receivers, including Jaxon Janke, who tied a career high with nine receptions for 94 yards.

SDSU's time of possession total was the second highest in the Division I era (since 2004), only four seconds behind a 41:30 performance against Southern Illinois in 2017.

The Jackrabbit defense limited WIU to 19 net yards rushing, extending SDSU's Division I-era record streak of holding opponents to less than 100 yards on the ground for the fifth consecutive game.



Isaiah Davis rushed for 199 yards and two touchdowns in South Dakota State's 34-10 home win over Western Illinois.

Adam Bock paced the SDSU defensive effort with 10 tackles, followed by five by Jason Freeman.

SCORE BY QUARTERS	1	2	3	4	FINAL
Western Illinois (0-5, 0-2)	0	3	0	7	10
South Dakota State (4-1, 2-0)	10	7	3	14	34

SCORING SUMMARY

1st	10:17	SDSU	–	Isaiah Davis 2 yd run (Hunter Dustman kick)
1st	00:57	SDSU	–	Dustman 27 yd field goal
2nd	11:51	WIU	–	Mason Laramie 35 yd field goal
2nd	4:11	SDSU	–	Mark Gronowski 11 yd run (Dustman kick)
3rd	3:55	SDSU	–	Dustman 25 yd field goal
4th	11:41	SDSU	–	Jaxon Janke 19 yd pass from Gronowski (Dustman kick)
4th	7:27	SDSU	–	Davis 12 yd run (Dustman kick)
4th	5:54	WIU	–	Jay Parker 0 yd fumble recovery (Laramie kick)

TEAM STATISTICS

	WIU	SDSU
FIRST DOWNS	11	28
RUSHES-YARDS (NET)	21-19	47-270
PASSING YDS (NET)	201	188
Passes Att-Comp-Int	25-13-1	33-17-0
TOTAL OFFENSE PLAYS-YARDS	46-220	80-458
Punt Returns-Yards	0-0	3-(-4)
Kickoff Returns-Yards	3-46	3-49
Interception Returns-Yards	0-0	1-0
Punts (Number-Avg)	5-33.6	4-39.0
Fumbles-Lost	3-1	0-0
Penalties-Yards	3-21	5-45
Possession Time	18:33	41:27
Third-Down Conversions	4 of 11	6 of 14
Fourth-Down Conversions	0 of 1	0 of 0
Red-Zone Scores-Chances	1-2	6-7
Sacks By: Number-Yards	2-16	3-25

RUSHING LEADERS: WIU - Jaylen Reed 8-22; Ludovick Choquette 4-12. SDSU - Isaiah Davis 27-199; Amar Johnson 9-33; Josh Buri 4-21; Angel Johnson 2-18; Mark Gronowski 3-8. **PASSING LEADERS:** WIU - Clay Bruno 10-20-1 129; Henry Ogala 3-5-0 72. SDSU - Mark Gronowski 17-33-0 188. **RECEIVING LEADERS:** WIU - Naseim Brantley 4-107; Jaylin Jackson 2-26; Jay Parker 2-16; Jafar Armstrong 2-11. SDSU - Jaxon Janke 9-94; Isaiah Davis 2-16; Jadon Janke 1-20; A.J. Coons 1-19; Mike Morgan 1-18; Devon Cole Jr. 1-12; Zach Heins 1-6; Amar Johnson 1-3. **INTERCEPTIONS:** WIU - none. SDSU - DyShawn Gales 1-0. **SACKS:** WIU - Jake Detiveaux 1.0-8; Brian Bruce 1.0-8. SDSU - Reece Winkelman 1.0-10; Caleb Sanders 1.0-8; Max Baloun 1.0-7. **TACKLE LEADERS (UA-A-TOT):** WIU - T.J. Limehouse 9-2-11; Sam Cook 8-0-9; Juan DeLaCruz 4-4-8. SDSU - Adam Bock 8-2-10; Jason Freeman 5-0-5; DyShawn Gales 3-0-3; Cale Reeder 1-2-3; Daeton Mogaughy 1-2-3.

#2/3 SDSU 28, SOUTH DAKOTA 3

Oct. 8, 2022 • Dana J. Dykhouse Stadium (Att.: 19,332)

A ball-control offense and a stifling defense that registered seven sacks lifted South Dakota State to a 28-3 victory over in-state rival South Dakota before a sold-out Dana J. Dykhouse Stadium.

Playing before the second-largest crowd in stadium history at 19,332 fans, the Jackrabbits ran their winning streak to five games to improve to 5-1 overall and 3-0 in the Missouri Valley Football Conference. USD dropped to 1-4 overall and 0-2 in league play. SDSU entered the matchup ranked second in the Football Championship Subdivision media poll conducted by Stats Perform and third in the American Football Coaches Association rankings.

SDSU overcame a slow start after spotting USD an early 3-0 lead and being in danger of going down two scores. The Coyotes took the opening kickoff and marched 50 yards on eight plays before settling for a 37-yard field goal by Eddie Ogamba four minutes into the contest. A 29-yard run by Travis Theis on third-and-3 on the first set of downs put USD in field goal position.

The Jackrabbits came up empty on their first three possessions, punting twice before having a 53-yard field goal attempt blocked.

As action moved to the second quarter, USD was on the brink of extending its lead after taking over at the Jackrabbit 9-yard line after a muffed punt. However, SDSU safety Cale Reeder came with a game-changing play by intercepting Coyote quarterback Carson Camp in the end zone on third-and-goal from the 8.

It was the second interception of the game by the Jackrabbits, following a pickoff by Dalys Beanum on the Coyotes' second drive of the game. Beanum added a blocked kick on a 50-yard field goal attempt later in the second quarter.

The SDSU offense built off the new-found momentum with a nine-play, 80-yard drive that ended with a 28-yard catch and run to the end zone by Jaxon Janke on a pass over the middle by Mark Gronowski.

The Jackrabbits built their lead to 14-3 later in the second quarter on a 47-yard touchdown run by Isaiah Davis, who broke a couple tackles near the line of scrimmage before running away from the USD defense for his longest carry of the season.

SDSU imposed its will in the second half, racking up more than 12 minutes in time of possession in the third quarter alone and scoring a pair of touchdowns to put the game away. After receiving the second-half kickoff, the Jackrabbits strung together an eight-play, 70-yard drive that was capped by a 5-yard Davis touchdown run. That was followed by a methodical 15-play, 80-yard march that chewed up more than eight minutes and bridged into the fourth quarter before Davis plunged in from a yard out for his third touchdown of the game.

Davis ended the afternoon with 108 yards on 15 carries. Gronowski completed 12-of-20 passes for 136 yards, while Jaxon Janke led the receiving corps with four catches for 76 yards.

Overall, the Jackrabbits held a 344-136 advantage in total offense. USD managed only 44 yards through the air as Camp completed only 5-of-12 passes. Theis paced the Coyotes on the ground with 73 yards on 13 carries.

USD picked up only six first downs in the contest, compared to 22 by SDSU, and went 3-of-14 on third-down attempts.



A swarming Jackrabbit defense recorded seven sacks and limited South Dakota to 136 yards of total offense in a 28-3 victory before a sold-out crowd of 19,332.

Adam Bock, Reeder and Jason Freeman each tallied a team-high seven tackles for the Jackrabbits, with Bock notching a pair of sacks and Freeman and Reeder each being credited with one. Reece Winkelman added five stops, including 1.5 sacks.

Stephen Hillis made a game-high 11 tackles for USD.

SCORE BY QUARTERS	1	2	3	4	FINAL
South Dakota (1-4, 0-2)	3	0	0	0	3
South Dakota State (5-1, 3-0)	0	14	7	7	28

SCORING SUMMARY

1st	11:18	USD	–	Eddie Ogamba 37 yd field goal
2nd	9:29	SDSU	–	Jaxon Janke 28 yd pass from Mark Gronowski (Hunter Dustman kick)
2nd	2:43	SDSU	–	Isaiah Davis 47 yd run (Dustman kick)
3rd	10:26	SDSU	–	Davis 5 yd run (Dustman kick)
4th	14:21	SDSU	–	Davis 1 yd run (Dustman kick)

TEAM STATISTICS	USD	SDSU
FIRST DOWNS	6	22
RUSHES-YARDS (NET)	36-92	43-208
PASSING YDS (NET)	44	136
Passes Att-Comp-Int	12-5-2	21-12-1
TOTAL OFFENSE PLAYS-YARDS	48-136	64-344
Punt Returns-Yards	0-0	2-6
Kickoff Returns-Yards	4-108	0-0
Interception Returns-Yards	1-38	2-0
Punts (Number-Avg)	6-46.5	4-41.5
Fumbles-Lost	0-0	1-1
Penalties-Yards	10-91	6-38
Possession Time	26:09	33:51
Third-Down Conversions	3 of 14	4 of 12
Fourth-Down Conversions	1 of 2	2 of 2
Red-Zone Scores-Chances	1-3	2-2
Sacks By: Number-Yards	0-0	7-28

RUSHING LEADERS: USD - Travis Theis 13-73; Shomari Lawrence, 13-39. SDSU - Isaiah Davis 15-108; Amar Johnson 14-53; Mark Gronowski 9-43. **PASSING LEADERS:** USD - Carson Camp 5-12-2 44. SDSU - Mark Gronowski 12-20-1 136; Jadon Janke 0-1-0 0. **RECEIVING LEADERS:** USD - Carter Bell 2-13; Javion Phelps 1-17; J.J. Galbreath 1-8; Jack Martens 1-6. SDSU - Jaxon Janke 4-76; Tyler Feldkamp 3-30; Jadon Janke 2-16; Isaiah Davis 1-6; Mike Morgan 1-4; Zach Heins 1-4. **INTERCEPTIONS:** USD - Josh Manchigiah 1-38. SDSU - Dalys Beanum 1-0; Cale Reeder 1-0. **SACKS:** USD - none. SDSU - Adam Bock 2.0-9; Reece Winkelman 1.5-9; Caden Johnson 1.0-4; Jason Freeman 1.0-2; Cale Reeder 1.0-2; Cade Terveer 0.5-2. **TACKLE LEADERS (UA-A-TOT):** USD - Stephen Hillis 6-5-11; Michael Scott 4-5-9; Josh Manchigiah 4-2-6; Nick Gaes 2-3-5. SDSU - Adam Bock 3-4-7; Jason Freeman 4-3-7; Cale Reeder 6-1-7; Cade Terveer 2-3-5; Reece Winkelman 4-1-5.

#2/3 SDSU 23, #1/1 NORTH DAKOTA STATE 21

Oct. 15, 2022 • Fargodome (Att.: 18,603)

FARGO, N.D. —South Dakota State dominated the second half, outscoring North Dakota State, 16-0, to pull out a 23-21 victory Saturday afternoon at the Fargodome in a battle between the top-two ranked teams in the Football Championship Subdivision.

The Jackrabbits, ranked second in the Stats Perform media poll and third by the FCS coaches, extended their winning streak to six games in improving to 6-1 overall and 4-0 in the Missouri Valley Football Conference. NDSU, ranked No. 1 in both polls, fell to 5-2 overall and 3-1 in league play. SDSU also ran its winning streak in the Dakota Marker series to three games.

Early on, it appeared as though the game would be a shootout. Both teams scored on their first possessions of the game, with the Bison taking the opening kickoff and marching 75 yards on seven plays, culminating with a 22-yard touchdown pass from Cam Miller to D.J. Hart.

SDSU answered with an 11-play, 75-yard drive of its own that featured Isaiah Davis breaking a number of tackles on his way to the end zone for a 24-yard touchdown run.

The Bison needed only three plays on their next drive, quickly responding with plays of 25 and 29 yards before Miller found paydirt from 6 yards out.

NDSU made it three touchdowns in its first three possessions early in the second quarter. After converting on fourth-and-1 from midfield, Miller looped a pass over the middle to a wide-open Hunter Luepke for a 30-yard touchdown and a 21-7 lead.

Later in the period, the Bison were again knocking on the door, but a Jackrabbit interception in the end zone changed the complexion of the game for the second week in a row. This time, Colby Huerter leaped in front of a Bison receiver on a pass from backup quarterback Cole Payton to thwart the drive and keep SDSU within striking distance.

SDSU continued its recent third-quarter dominance by outscoring Bison, 10-0, with scores on its two drives out of the locker room. Hunter Dustman connected on a 31-yard field goal on the initial drive of the second half and reserve running back Amar Johnson weaved his way through the NDSU defense for a 16-yard touchdown run on its next trip down the field. The Jackrabbits were a combined 4-for-5 on third-down attempts on the two drives and an efficient 7-for-13 for the game.

While the Jackrabbit offense began to click, the SDSU defense also rose to the occasion by holding the Bison to 28 rushing yards in the second half and forcing the Bison to punt three times in pitching a shutout over the final 41 minutes of the contest.

The Jackrabbits pulled to within 21-20 on a 38-yard field goal by Dustman with 10 minutes and 25 seconds to play, then put together the game-winning drive on their next possession. Taking over a their own 41 midway through the quarter, wide receiver Jadon Janke rolled around left end on a forward pitch for a 39-yard gain to the NDSU 20 on the first play of the drive and Johnson carried four plays in a row for 19 more yards to the Bison 1-yard line. However, Isaiah Davis was stopped short of the goal line on third-and-goal, and SDSU opted to take the lead on a field goal, which Dustman delivered from 18 yards out, for a 23-21 advantage with 3:49 to play.

On the ensuing possession, NDSU picked up a pair of first downs to move the ball into Jackrabbit territory at the 49. A short run and three incomplete passes later, the last of which was broken up by Dalys Beanum, sealed the Jackrabbit victory as they were able to run out the clock following a 14-yard run by Gronowski.

SDSU finished with a narrow 359-354 advantage in total offense as Davis rushed 14 times for 114 yards and Johnson ended the afternoon with 89 yards on 12 carries. Gronowski completed 16-of-21 passes for 152 yards,



Reserve running back Amar Johnson featured prominently in the Jackrabbits' second-half comeback at North Dakota State, scoring on a 16-yard touchdown run in the third quarter en route to 89 yards on 12 carries. He also caught two passes for 19 yards.

with Jadon Janke leading the receiving corps with seven catches for 83 yards.

Miller, who started the game by completing his first 13 pass attempts, finished 17-of-22 passing for 227 yards. Zach Mathis caught five passes for 53 yards, while Luepke rushed 15 times for 58 yards.

Adam Bock led the resurgent Jackrabbit defense with seven tackles, followed by six stops by Isaiah Stalbird.

SCORE BY QUARTERS	1	2	3	4	FINAL
South Dakota State (6-1, 4-0)	7	0	10	6	23
North Dakota State (5-2, 3-1)	14	7	0	0	21

SCORING SUMMARY

1st	11:07	NDSU	- D.J. Hart 22 yd pass from Cam Miller (Griffin Crosa kick)
1st	4:21	SDSU	- Isaiah Davis 24 yd run (Hunter Dustman kick)
1st	3:02	NDSU	- Miller 6 yd run (Crosa kick)
2nd	11:08	NDSU	- Hunter Luepke 30 yd pass from Miller (Crosa kick)
3rd	10:47	SDSU	- Dustman 31 yd field goal
3rd	3:03	SDSU	- Amar Johnson 16 yd run (Dustman kick)
4th	10:25	SDSU	- Dustman 38 yd field goal
4th	3:49	SDSU	- Dustman 18 yd field goal

TEAM STATISTICS

	SDSU	NDSU
FIRST DOWNS	18	17
RUSHES-YARDS (NET)	37-207	29-127
PASSING YDS (NET)	152	227
Passes Att-Comp-Int	21-16-0	23-17-1
TOTAL OFFENSE PLAYS-YARDS	58-359	52-354
Punt Returns-Yards	0-0	3-13
Kickoff Returns-Yards	0-0	3-71
Interception Returns-Yards	1-18	0-0
Punts (Number-Avg)	3-42.7	4-39.2
Fumbles-Lost	1-0	1-0
Penalties-Yards	7-40	5-57
Possession Time	34:35	25:25
Third-Down Conversions	7 of 13	4 of 10
Fourth-Down Conversions	0 of 0	1 of 2
Red-Zone Scores-Chances	4-4	1-2
Sacks By: Number-Yards	0-0	3-23

RUSHING LEADERS: SDSU - Isaiah Davis 14-114; Amar Johnson 12-89; Josh Buri 1-3; Mark Gronowski 9-2. NDSU - Hunter Luepke 15-58; Dominic Gonnella 3-25; Cam Miller 8-19; Cole Payton 1-16; TaMerik Williams 1-5; T.K. Marshall 1-4. **PASSING LEADERS:** SDSU - Mark Gronowski 16-21-0 152. NDSU - Cam Miller 17-22-0 227; Cole Payton 0-1-1 0. **RECEIVING LEADERS:** SDSU - Jadon Janke 7-83; Jaxon Janke 4-27; Zach Heins 2-20; Amar Johnson 2-19; Canyon Bauer 1-3. NDSU - Zach Mathis 5-53; D.J. Hart 4-59; Joe Stoffel 2-18; TaMerik Williams 2-12. **INTERCEPTIONS:** SDSU - Colby Huerter 1-18. NDSU - none. **SACKS:** SDSU - none. NDSU - Marques Sigle 1.0-8; Spencer Waage 1.0-8; Luke Weerts 1.0-7. **TACKLE LEADERS (UA-A-TOT):** SDSU - Adam Bock 1-6-7; Isaiah Stalbird 5-1-6; Colby Huerter 3-2-5; Graham Spalding 1-4-5. NDSU - Michael Tutisie 3-6-9; James Kaczor 4-3-7; Luke Weerts 3-4-7; Nick Kubitz 4-1-5; Destin Talbert 3-2-5.

#1/1 SDSU 49, #20 NORTH DAKOTA 20

Oct. 22, 2022 • Alerus Center (Att.: 11,067)

GRAND FORKS, N.D. — For the second week in a row the top-ranked South Dakota State football team was on the ropes early on the road, but once again the Jackrabbits owned the second half to down 20th-ranked North Dakota, 49-35, at the Alerus Center.

SDSU scored 35 consecutive points in the middle portion of the game, including a 21-0 outburst in the third quarter to run its winning streak to seven and improve to 7-1 overall. Coupled with Southern Illinois' loss at South Dakota, the Jackrabbits took over sole possession of first place in the Missouri Valley Football Conference with a 5-0 mark.

UND dropped to 4-3 overall and 3-2 in the MVFC.

The Fighting Hawks built a 14-0 lead in the first seven minutes of the game. UND took the opening kickoff and finished a six-play, 75-yard drive with a 10-yard touchdown pass from Tommy Schuster to Bo Belquist.

Belquist set up the next Fighting Hawk touchdown with a 61-yard punt return to the SDSU 11. Five plays later, backup quarterback Quincy Vaughn plunged in from a yard out.

With UND looking to go up three scores on its next possession, the Jackrabbits were able to stem the tide as DyShawn Gales picked off a pass and rolled 31 yards to the end zone to cut the deficit to 14-7 with 4:20 to play in the first half.

The two squads traded touchdowns in the second quarter, although UND went back up by 14 on a 2-yard touchdown run by Tyler Hoosman that came after a 34-yard flea flicker pass from Schuster to Jack Wright.

What followed was a Jackrabbit avalanche.

SDSU put together its best offensive drive of the first half in the closing minutes, covering 75 yards on eight plays, with the final 32 yards coming on a touchdown pass from Mark Gronowski to Tucker Kraft, the latter of whom returned to the lineup after missing the last six games due to injury.

SDSU put together a six-play, 66-yard touchdown drive to open the second half and knot the game at 21-all. Jaxon Janke, who had an 18-yard reception earlier in the drive, capped the march with a 10-yard catch and run.

A flurry of more big plays followed, starting with a 58-yard punt return by Jadon Janke to the UND 8-yard line that led to a 2-yard touchdown pass from Gronowski to Zach Heins for the Jackrabbits' first lead of the game at 28-21.

On the Fighting Hawks' first play from scrimmage on the ensuing drive, Quinton Hicks forced a fumble and Isaiah Stalbird's recovery and 8-yard return to the UND 17 produced another short field for the Jackrabbits. First, Gronowski caught a throw-back pass from Jadon Janke for 16 yards, then the sophomore quarterback scored from a yard out on the next play.

Gronowski would score again on a 10-yard run early in the fourth quarter and Amar Johnson added a 1-yard touchdown run midway through the final stanza to close out the Jackrabbits' scoring.

The Fighting Hawks scored a pair of touchdowns in the fourth quarter on a 9-yard Schuster run and their second blocked punt of the game resulted in an 11-yard touchdown.

Gronowski accounted for a career-high five touchdowns — three passing and two rushing — and finished the game 15-of-20 passing for 197 yards. He also gained 20 yards on six carries while Johnson, playing in place of an injured Isaiah Davis, led SDSU with 71 yards on 14 carries.

Jadon Janke tallied five catches for 86 yards, with Kraft adding three receptions for 53 yards. Kraft also returned an onside kick 30 yards to set up SDSU's final score of the contest.

UND finished with a 365-308 advantage in total offense as Schuster completed 27-of-39 passes for 291 yards, but was sacked five times. Hoosman carried 15 times for 44 yards.



DyShawn Gales returned a first-quarter interception 31 yards for a touchdown to help top-ranked South Dakota State erase an early 14-0 deficit at North Dakota. The Jackrabbits forced three turnovers in the 49-35 road win.

Stalbird and Jason Freeman each were credited with eight tackles to lead the Jackrabbits.

SCORE BY QUARTERS	1	2	3	4	FINAL
South Dakota State (7-1, 5-0)	7	7	21	14	49
North Dakota (4-3, 3-2)	14	7	0	0	21

SCORING SUMMARY

1st	12:20	UND	– Bo Belquist 10 yd pass from Tommy Schuster (Brady Stevens kick)
1st	8:06	UND	– Quincy Vaughn 1 yd run (Stevens kick)
1st	4:20	SDSU	– DyShawn Gales 31 yd interception return (Hunter Dustman kick)
2nd	5:28	UND	– Tyler Hoosman 2 yd run (Stevens kick)
2nd	1:55	SDSU	– Tucker Kraft 32 yd pass from Mark Gronowski (Dustman kick)
3rd	11:48	SDSU	– Jaxon Janke 10 yd pass from Gronowski (Dustman kick)
3rd	7:11	SDSU	– Zach Heins 2 yd pass from Gronowski (Dustman kick)
3rd	6:42	SDSU	– Gronowski 1 yd run (Dustman kick)
4th	10:32	SDSU	– Gronowski 10 yd run (Dustman kick)
4th	6:44	UND	– Schuster 9 yd run (Stevens kick)
4th	6:14	SDSU	– Amar Johnson 1 yd run (Dustman kick)
4th	1:10	UND	– Marcus Vaughn-Jones 11 yd blocked punt return (Stevens kick)

TEAM STATISTICS	SDSU	UND
FIRST DOWNS	15	22
RUSHES-YARDS (NET)	25-95	38-74
PASSING YDS (NET)	213	291
Passes Att-Comp-Int	22-17-0	40-27-2
TOTAL OFFENSE PLAYS-YARDS	47-308	78-365
Punt Returns-Yards	1-58	3-90
Kickoff Returns-Yards	2-58	2-53
Interception Returns-Yards	2-31	0-0
Punts (Number-Avg)	5-28.6	4-35.8
Fumbles-Lost	0-0	2-1
Penalties-Yards	7-73	1-10
Possession Time	23:40	36:20
Third-Down Conversions	3 of 8	8 of 17
Fourth-Down Conversions	0 of 0	1 of 3
Red-Zone Scores-Chances	5-5	4-4
Sacks By: Number-Yards	5-38	1-6

RUSHING LEADERS: SDSU - Amar Johnson 14-71; Mark Gronowski 6-20; Mike Morgan 1-3; Angel Johnson 1-2; Josh Buri 1-1. UND - Tyler Hoosman 15-44; Tommy Schuster 15-21; Isaiah Smith 5-7; Quincy Vaughn 3-2. **PASSING LEADERS:** SDSU - Mark Gronowski 15-20-0 197; Jadon Janke 1-1-0 16; Keaton Heide 1-1-0 0. UND - Tommy Schuster 27-39-2 291. **RECEIVING LEADERS:** SDSU - Jadon Janke 5-86; Tucker Kraft 5-53; Jaxon Janke 3-33; Zach Heins 2-9. UND - Bo Belquist 6-82; Jack Wright 4-44; Tyler Hoosman 4-42; Red Wilson 3-24; Isaiah Smith 3-16. **INTERCEPTIONS:** SDSU - DyShawn Gales 1-31; Malik Lofton 1-0. UND - none. **SACKS:** SDSU - Jarod DePriest 1.0-18; Colby Huerter 1.0-10; Reece Winkelman 1.0-6; Caleb Sanders 1.0-3; Quinton Hicks 1.0-1. UND - Wyatt Pedigo 1.0-6. **TACKLE LEADERS (UA-A-TOT):** SDSU - Isaiah Stalbird 8-0-8; Jason Freeman 6-2-8; Payton Shafer 5-1-6; Graham Spalding 4-1-5. UND - Kadon Kauppinen 1-6-7; Wyatt Pedigo 4-2-6; Caden White 4-1-5; C.J. Siegel 4-0-4.

#1/1 SDSU 49, INDIANA STATE 7

Oct. 29, 2022 • Dana J. Dykhouse Stadium (Att.: 19,041)

South Dakota State scored touchdowns on each of its first seven offensive possessions to roll past Indiana State, 49-7, before a Hobo Day crowd of 19,041 at Dana J. Dykhouse Stadium.

With their eighth consecutive victory, the top-ranked Jackrabbits improved to 8-1 overall and remained alone atop the Missouri Valley Football Conference standings at 6-0. Indiana State dropped to 1-7 overall and 0-5 in league play.

SDSU used a mix of running and passing throughout the day to rack up 409 yards of total offense. The first three Jackrabbit touchdowns all came on the ground as junior running back Isaiah Davis bookended scoring runs of 4 and 10 yards around a 2-yard run by quarterback Mark Gronowski for a 21-0 lead a minute into the second quarter. Gronowski's touchdown run came after a 49-yard punt return by Jaxon Janke, while Davis' second score was set up by an interception by Jackrabbit cornerback Dalys Beanum.

Indiana State scored its lone touchdown of the game on a 25-yard pass from Cade Chambers to Harry Van Dyne with 9:43 remaining in the second quarter, but the Jackrabbits turned to the passing game for a pair of scores to close out the first half for a 35-7 advantage. Gronowski connected with Jadon Janke on an 11-yard scoring strike and later directed the offense in the final minute of the half by completing 6-of-7 pass attempts for 61 yards, the last two yards coming on a touchdown pass to tight end Mike Morgan.

It was more of the same in the third quarter as the Jackrabbits put two more touchdowns on the board. Tucker Kraft continued his comeback from injury by scoring on a 21-yard catch and run from Gronowski on the opening drive of the half, marking his second touchdown in as many games.

Amar Johnson, who led SDSU in the rushing department with 75 yards on 10 carries, capped the scoring with a 2-yard touchdown run later in the third quarter.

Gronowski ended the day 22-of-28 passing and connected with eight different receivers for 233 yards. Jaxon Janke tallied five catches for 82 yards, with Kraft adding five catches for 59 yards. Fellow tight end Zach Heins contributed four receptions for 38 yards.

For Indiana State, Chambers completed 11-of-24 passes for 114 yards, with Dante Hendrix leading the Sycamores with four catches for 41 yards. Justin Dinka paced the ground game with 52 yards on 16 carries.

Jason Freeman led a Jackrabbit defense, which limited Indiana State to 260 yards of total offense, with 10 tackles. Saiveon Williamson contributed five stops.

SCORE BY QUARTERS	1	2	3	4	FINAL
Indiana State (1-7, 0-5)	0	7	0	0	7
South Dakota State (8-1, 6-0)	14	21	14	0	49

SCORING SUMMARY

1st	9:31	SDSU	Isaiah Davis 4 yd run (Hunter Dustman kick)
1st	1:52	SDSU	Mark Gronowski 2 yd run (Dustman kick)
2nd	14:13	SDSU	Davis 10 yd run (Dustman kick)
2nd	9:43	INS	Harry Van Dyne 25 yd pass from Cade Chambers (Ryan O'Grady kick)
2nd	5:19	SDSU	Jadon Janke 11 yd pass from Gronowski (Dustman kick)
2nd	00:03	SDSU	Mike Morgan 2 yd pass from Gronowski (Dustman kick)
3rd	10:56	SDSU	Tucker Kraft 21 yd pass from Gronowski (Dustman kick)
3rd	4:50	SDSU	Amar Johnson 2 yd run (Dustman kick)



Tight end Tucker Kraft continued his comeback from injury by catching five passes for 59 yards, including a 21-yard touchdown in the third quarter, as the Jackrabbits posted a 49-7 Hobo Day victory over Indiana State.

TEAM STATISTICS	INS	SDSU
FIRST DOWNS	15	24
RUSHES-YARDS (NET)	34-106	31-162
PASSING YDS (NET)	154	247
Passes Att-Comp-Int	32-13-1	31-25-0
TOTAL OFFENSE PLAYS-YARDS	66-260	62-409
Punt Returns-Yards	1-13	2-50
Kickoff Returns-Yards	0-0	3-71
Interception Returns-Yards	0-0	0-0
Punts (Number-Avg)	3-38.0	2-49.0
Fumbles-Lost	2-1	0-0
Penalties-Yards	2-27	8-54
Possession Time	29:18	30:42
Third-Down Conversions	3 of 15	6 of 9
Fourth-Down Conversions	5 of 8	1 of 1
Red-Zone Scores-Chances	0-1	6-6
Sacks By: Number-Yards	0-0	1-4

RUSHING LEADERS: INS - Justin Dinka 16-52; Tee Hodge 13-30; Geoffrey Brown 1-29. SDSU - Amar Johnson 10-75; Isaiah Davis 7-37; Angel Johnson 5-32; Mark Gronowski 2-9; Josh Buri 2-6; Keaton Heide 2-4; Tucker Kraft 1-2. **PASSING LEADERS:** INS - Cade Chambers 11-24-1 114; Gavin Screws 2-8-0 40. SDSU - Mark Gronowski 22-28-0 233; Keaton Heide 3-3-0 14. **RECEIVING LEADERS:** INS - Dante Hendrix 4-41; Harry Van Dyne 3-39; Tee Hodge 2-29. SDSU - Jaxon Janke 5-82; Tucker Kraft 5-59; Zach Heins 4-38; Amar Johnson 2-22; Jadon Janke 2-20; Mike Morgan 2-10; Landon Wolf 2-10. **INTERCEPTIONS:** INS - none. SDSU - Dalys Beanum 1-10. **SACKS:** INS - none. SDSU - Quinton Hicks 1.0-4. **TACKLE LEADERS (JA-A-TOT):** INS - Rylan Cole 5-2-7; Michael Lufile 4-2-6; Bilhal Kone 4-0-4; Omar Jackson 4-0-4; Geoffrey Brown 3-1-4; Maddix Blackwell 3-1-4; Garret Ollendieck 2-2-4; Johnathan Edwards 2-2-4. SDSU - Jason Freeman 4-6-10; Saiveon Williamson 4-1-5; Payton Shafer 2-2-4; Quinton Hicks 2-1-3; Adam Kusler 2-1-3; Brian Williams 1-2-3; Isaiah Stalbird 1-2-3..

#1/1 SDSU 31, NORTHERN IOWA 28

Nov. 5, 2022 • UNI-Dome (Att.: 9,449)

CEDAR FALLS, Iowa — South Dakota State's Hunter Dustman booted a 26-yard field goal with no time left on the clock, lifting the top-ranked Jackrabbits to a 31-28 victory over Northern Iowa and securing at least a share of the Missouri Valley Football Conference title.

The Jackrabbits, who tied a school record with their ninth consecutive victory, improved to 9-1 overall and remained undefeated in league play with a 7-0 mark. SDSU also will receive the MVFC's automatic berth into the Football Championship Subdivision playoffs, marking the program's 11th consecutive postseason appearance.

UNI, which was receiving votes in both the Stats Perform media poll and AFCA coaches' poll, fell to 5-5 overall and 4-3 in the MVFC.

Dustman's heroics came after the Jackrabbits forced UNI to punt after Caleb Sanders recorded his third sack of the game and the fifth by SDSU in the contest. Jadon Janke fielded a line-drive punt at his own 42 and returned it 19 yards to the Panthers' 39 with 1 minute and 8 seconds remaining and the game tied at 28-all.

SDSU advanced the ball on the ground to the UNI 18, but Dustman's first attempt against a heavy rush at a 35-yard field goal was hooked to the left as time expired. However, the Panthers were flagged for leaping, which moved the ball to the 9 for an untimed down. This time, Dustman split the uprights from 26 yards out for his third field goal of the game and his second game-winning kick of the season.

A junior from East Bethel, Minnesota, Dustman gave the Jackrabbits a 3-0 lead on a 23-yard field goal in the first quarter and connected on a career-long 45-yarder on the final play of the first half for a 20-14 SDSU lead at intermission.

SDSU went up by two scores at 28-14 on the opening drive of the second half, putting together a nine-play, 72-yard drive that culminated with a 16-yard touchdown run by Amar Johnson. Isaiah Davis added the two-point conversion on a pass from Mark Gronowski.

Northern Iowa came back to tie the game behind the play of quarterback Theo Day, who tossed a 21-yard touchdown pass to Logan Wolf in the third quarter and ran for a 2-yard game-tying score with 4:41 to play in the fourth quarter. Day ended the day 16-of-30 passing for 270 yards, but was intercepted twice.

UNI gained its only lead of the game at 7-3 in the first minute of the second quarter, when Vance McShane was stacked up at the line of scrimmage but bounced outside around right end for a 34-yard touchdown run.

The Jackrabbits came back with touchdowns on their next two drives for a 17-7 lead. Isaiah Davis plunged in from a yard out for the first score, while Jadon Janke caught a 22-yard touchdown from Gronowski after he gave SDSU great field position after a 20-yard punt return. A 57-yard catch and run by tight end Tucker Kraft set up Davis' score.

Janke tallied 78 yards on five punt returns and another 18 yards on a kickoff return. His touchdown catch was his only reception of the game.

UNI trimmed the deficit back to 17-14 on a 22-yard touchdown pass from Day to Desmond Hutson with 92 seconds remaining in the first half, but the Jackrabbits worked the two-minute drill to perfection to push the lead back to six at the close of the first half.

SDSU finished with a 427-358 advantage in total offense as Gronowski completed 21-of-34 passes for 263 yards. Davis carried 24 times for 105 yards and added five catches for 34 yards. Kraft and Jaxon Janke each finished with four catches for 69 and 60 yards, respectively.



Hunter Dustman kicked a 26-yard field goal with no time remaining in the game to lift South Dakota State to a 31-28 victory at Northern Iowa that clinched at least a share of the Missouri Valley Football Conference title for the Jackrabbits.

Jason Freeman was credited with six tackles, including a sack, to lead the Jackrabbit defense. UNI's Korby Sander registered a game-high 14 tackles, followed by 13 from Spencer Cuvelier.

SCORE BY QUARTERS	1	2	3	4	FINAL
South Dakota State (9-1, 7-0)	3	17	8	3	31
Northern Iowa (5-5, 4-3)	0	14	7	7	28

SCORING SUMMARY

1st	6:27	SDSU	—	Hunter Dustman 23 yd field goal
2nd	14:12	UNI	—	Vance McShane 34 yd run (Matthew Cook kick)
2nd	10:30	SDSU	—	Isaiah Davis 1 yd run (Dustman kick)
2nd	7:48	SDSU	—	Jadon Janke 22 yd pass from Mark Gronowski (Dustman kick)
2nd	1:32	UNI	—	Desmond Hutson 22 yd pass from Theo Day (Cook kick)
2nd	00:00	SDSU	—	Dustman 45 yd field goal
3rd	10:59	SDSU	—	Amar Johnson 16 yd run (Davis pass from Gronowski)
3rd	8:33	UNI	—	Logan Wolf 21 yd pass from Day (Cook kick)
4th	4:41	UNI	—	Day 2 yd run (Cook kick)
4th	00:00	SDSU	—	Dustman 26 yd field goal

TEAM STATISTICS	SDSU	UNI
FIRST DOWNS	22	18
RUSHES-YARDS (NET)	39-164	29-88
PASSING YDS (NET)	263	270
Passes Att-Comp-Int	34-21-1	30-16-2
TOTAL OFFENSE PLAYS-YARDS	73-427	59-358
Punt Returns-Yards	5-78	0-0
Kickoff Returns-Yards	1-18	1-24
Interception Returns-Yards	2-0	1-0
Punts (Number-Avg)	6-39.7	6-45.0
Fumbles-Lost	0-0	0-0
Penalties-Yards	10-74	8-59
Possession Time	33:36	26:24
Third-Down Conversions	10 of 17	4 of 12
Fourth-Down Conversions	0 of 0	1 of 1
Red-Zone Scores-Chances	4-4	1-1
Sacks By: Number-Yards	5-39	0-0

RUSHING LEADERS: SDSU - Isaiah Davis 24-105; Amar Johnson 11-39; Mark Gronowski 4-20. UNI - Vance McShane 8-62; Dom Williams 11-41. **PASSING LEADERS:** SDSU - Mark Gronowski 21-34-1 263. UNI - Theo Day 16-30-2 270. **RECEIVING LEADERS:** SDSU - Isaiah Davis 5-34; Tucker Kraft 4-69; Jaxon Janke 4-60; Zach Heins 3-32; Amar Johnson 2-16. UNI - Sam Schnee 4-69; Logan Wolf 4-46; Deion McShane 3-40; Sergio Morancy 2-65; Desmond Hutson 2-28. **INTERCEPTIONS:** SDSU - Chase Norblade 1-0; Cale Reeder 1-0. UNI - Benny Sapp 1-0. **SACKS:** SDSU - Caleb Sanders 3.0-30; Jason Freeman 1.0-7; Cade Terveer 1.0-2. UNI - none. **TACKLE LEADERS (UA-A-TOT):** SDSU - Jason Freeman 4-2-6; Malik Lofton 3-1-4; Caleb Sanders 3-1-4; Isaiah Stalbird 1-3-4; Payton Shafer 0-4-4. UNI - Korby Sander 4-10-14; Spencer Cuvelier 4-9-13; Bryce Flater 5-6-11; Woo Governor 5-4-9; Stefan Back II 3-5-8; Benny Sapp 4-3-7; Edwin Dearman 4-2-6.



2022-23 South Dakota St. Football
Game Results
All games

Page 1/1
as of Nov 10, 2022

Team Results

	Date	Opponent		Score	Overall	Conf	Time	Attend
	09/03/2022	at Iowa	L	3-7	0-1	0-0	3:33	69250
	09/10/2022	UC Davis	W	24-22	1-1	0-0	3:09	15182
	09/17/2022	Butler	W	45-17	2-1	0-0	3:03	16414
*	09/24/2022	at Missouri St.	W	28-14	3-1	1-0	3:10	13189
*	10/01/2022	Western Ill.	W	34-10	4-1	2-0	3:13	15237
*	10/08/2022	South Dakota	W	28-3	5-1	3-0	2:57	19332
*	10/15/2022	at North Dakota St.	W	23-21	6-1	4-0	2:45	18603
*	10/22/2022	at North Dakota	W	49-35	7-1	5-0	3:43	11067
*	10/29/2022	Indiana St.	W	49-7	8-1	6-0	3:18	19041
*	11/05/2022	at UNI	W	31-28	9-1	7-0	3:30	9449



2022-23 South Dakota St. Football
Team Game-by-Game
All games

Page 1/1
as of Nov 10, 2022

Date	Opponent	Rushing				Receiving				Passing				Kick Returns				Punt Returns				tot off
		no.	yds	td	lg	no.	yds	td	lg	cmp-att-int	yds	td	lg	no.	yds	td	lg	no.	yds	td	lg	
09/03/2022	at Iowa	31	33	0	12	10	87	0	20	10-26-0	87	0	20	2	31	0	16	2	8	0	8	120
09/10/2022	UC Davis	44	140	2	13	13	110	1	17	13-21-2	110	1	17	2	22	0	14	2	12	0	12	250
09/17/2022	Butler	39	184	3	23	17	279	3	54	17-26-0	279	3	54	0	0	0	0	3	3	0	2	463
09/24/2022	at Missouri St.	37	156	0	24	22	319	4	40	22-29-0	319	4	40	2	44	0	27	1	2	0	2	475
10/01/2022	Western Ill.	47	270	3	38	17	188	1	20	17-33-0	188	1	20	3	49	0	19	3	-4	0	2	458
10/08/2022	South Dakota	43	208	3	47	12	136	1	28	12-21-1	136	1	28	0	0	0	0	3	6	0	8	344
10/15/2022	at North Dakota St.	37	207	2	29	16	152	0	39	16-21-0	152	0	39	0	0	0	0	0	0	0	0	359
10/22/2022	at North Dakota	25	95	3	20	17	212	3	39	17-22-0	212	3	39	2	58	0	30	1	58	0	58	307
10/29/2022	Indiana St.	31	162	4	27	25	247	3	24	25-31-0	247	3	24	0	0	0	0	2	50	0	49	409
11/05/2022	at UNI	39	164	2	16	21	263	1	57	21-34-1	263	1	57	1	18	0	18	5	78	0	20	427
South Dakota St.		373	1619	22	47	170	1993	17	57	170-264-4	1993	17	57	12	222	0	30	22	213	0	58	3612
Opponents		292	740	8	34	165	1965	12	68	165-291-14	1965	12	68	21	455	0	69	14	144	1	61	2705

South Dakota St. Averages

Games	Avg/ rush	Avg/ catch	Pass effic	KR avg	PR avg	All purpose avg/game	Total offense avg/game
10	4.3	11.7	146.0	18.5	9.7	422.4	361.2

Date	Opponent	Tackles				Sacks		Fumble		Pass Defense			blkd	PAT attempts			off		
		ua	a	total	tfl-yds	no-yds	ff	fr-yds		int-yds	qbh	brup	kick	kick	rush	rcv	saf	t/o	pts
09/03/2022	at Iowa	36	30	66	5.0-22	2-17	1	1-0		1-17	2	3	0	0-0	0	0	0	3	3
09/10/2022	UC Davis	32	24	56	5.0-15	0-0	0	0-0		1-31	3	4	1	3-3	0	0	0	7	24
09/17/2022	Butler	31	18	49	1.0-2	0-0	0	2-0		1-0	1	5	0	6-6	0	0	0	21	45
09/24/2022	at Missouri St.	33	14	47	7.0-29	4-20	0	0-0		2-70	1	1	0	4-4	0	0	0	7	28
10/01/2022	Western Ill.	29	12	41	5.0-33	3-25	2	1-0		1-0	1	2	0	4-4	0	0	0	6	34
10/08/2022	South Dakota	32	24	56	8.0-29	7-28	0	0-0		2-0	1	1	1	4-4	0	0	0	7	28
10/15/2022	at North Dakota St.	28	30	58	2.0-5	0-0	0	0-0		1-18	1	2	0	2-2	0	0	0	0	23
10/22/2022	at North Dakota	54	14	68	9.0-56	5-38	2	1-8		2-31	2	3	0	7-7	0	0	0	14	49
10/29/2022	Indiana St.	27	28	55	4.0-18	1-4	0	1-0		1-10	2	4	0	7-7	0	0	0	14	49
11/05/2022	at UNI	29	18	47	7.0-49	5-39	0	0-0		2-0	1	3	0	2-2	0	1	0	0	31
South Dakota St.		331	212	543	53.0-258	27-171	5	6-8		14-177	15	28	2	39-39	0	1	0	79	314
Opponents		379	268	647	39.0-158	12-88	4	3-0		4-40	25	19	4	19-20	0	0	2	13	164

		Punting										Field Goals			Kickoffs				
Date	Opponent	no.	yds	avg	long	blkd	tb	fc	50+	i20	md-att	long	blkd	no.	yds	avg	tb	ob	
09/03/2022	at Iowa	11	457	41.5	52	0	1	3	2	0	1-1	44	0	4	220	55.0	1	0	
09/10/2022	UC Davis	2	89	44.5	46	0	0	1	0	0	1-1	41	0	5	304	60.8	1	0	
09/17/2022	Butler	1	52	52.0	52	0	0	0	1	0	1-2	27	0	8	490	61.3	2	0	
09/24/2022	at Missouri St.	3	137	45.7	53	0	0	0	1	1	0-3	0	1	5	237	47.4	0	0	
10/01/2022	Western Ill.	4	156	39.0	47	0	0	1	0	2	2-3	27	0	6	357	59.5	2	1	
10/08/2022	South Dakota	4	166	41.5	51	0	0	2	1	3	0-1	0	1	5	279	55.8	1	0	
10/15/2022	at North Dakota St.	3	128	42.7	47	0	0	0	0	1	3-3	38	0	6	388	64.7	3	0	
10/22/2022	at North Dakota	5	143	28.6	53	2	0	2	1	2	0-0	0	0	8	519	64.9	6	0	
10/29/2022	Indiana St.	2	98	49.0	53	0	1	0	1	0	0-0	0	0	8	414	51.8	3	0	
11/05/2022	at UNI	6	238	39.7	50	0	0	5	1	1	3-3	45	0	5	325	65.0	4	0	
South Dakota St.		41	1664	40.6	53	2	2	14	8	10	11-17	45	2	60	3533	58.9	23	1	
Opponents		55	2368	43.1	57	0	4	17	13	16	5-8	46	1	32	1921	60.0	12	1	



**2022-23 South Dakota St. Football
Opponents Game-by-Game
All games**

Page 1/1
as of Nov 10, 2022

		Rushing				Receiving				Passing				Kick Returns				Punt Returns				tot
Date	Opponent	no.	yds	td	lg	no.	yds	td	lg	cmp-att-int	yds	td	lg	no.	yds	td	lg	no.	yds	td	lg	off
09/03/2022	at Iowa	36	57	0	11	11	109	0	27	11-25-1	109	0	27	2	41	0	21	5	17	0	9	166
09/10/2022	UC Davis	21	49	0	15	26	273	3	68	26-44-1	273	3	68	1	20	0	20	1	-3	0	0	322
09/17/2022	Butler	24	53	1	8	18	211	1	56	18-31-1	211	1	56	1	19	0	19	1	-6	0	0	264
09/24/2022	at Missouri St.	24	75	1	15	19	185	1	67	19-29-2	185	1	67	4	73	0	55	1	29	0	29	260
10/01/2022	Western Ill.	21	19	0	12	13	201	1	56	13-25-1	201	1	56	3	46	0	19	0	0	0	0	220
10/08/2022	South Dakota	36	92	0	29	5	44	0	17	5-12-2	44	0	17	4	108	0	69	0	0	0	0	136
10/15/2022	at North Dakota St.	29	127	1	25	17	227	2	41	17-23-1	227	2	41	3	71	0	39	3	13	0	12	354
10/22/2022	at North Dakota	38	74	3	10	27	291	1	34	27-40-2	291	1	34	2	53	0	28	2	81	1	61	365
10/29/2022	Indiana St.	34	106	0	29	13	154	1	29	13-32-1	154	1	29	0	0	0	0	1	13	0	13	260
11/05/2022	at UNI	29	88	2	34	16	270	2	53	16-30-2	270	2	53	1	24	0	24	0	0	0	0	358
Opponents		292	740	8	34	165	1965	12	68	165-291-14	1965	12	68	21	455	0	69	14	144	1	61	2705
South Dakota St.		373	1619	22	47	170	1993	17	57	170-264-4	1993	17	57	12	222	0	30	22	213	0	58	3612

Opponents Averages

Games	Avg/ rush	Avg/ catch	Pass effic	KR avg	PR avg	All purpose avg/game	Total offense avg/game
10	2.5	11.9	117.4	21.7	10.3	334.4	270.5

Date	Opponent	Tackles				Sacks		Fumble		Pass Defense			blkd	PAT attempts			off		
		ua	a	total	tfl-yds	no	yds	ff	fr-yds	int-yds	qbh	brup	kick	kick	rush	rcv	saf	t/o	pts
09/03/2022	at Iowa	31	30	61	9.0-36	4-23	1	0-0		0-0	5	8	0	0-0	0	0	2	0	7
09/10/2022	UC Davis	45	22	67	4.0-35	1-13	1	1-0		2-2	1	2	0	1-2	0	0	0	6	22
09/17/2022	Butler	39	20	59	2.0-5	0-0	0	0-0		0-0	0	2	0	2-2	0	0	0	0	17
09/24/2022	at Missouri St.	41	34	75	6.0-15	1-7	1	1-0		0-0	6	0	1	2-2	0	0	0	0	14
10/01/2022	Western Ill.	55	14	69	4.0-19	2-16	0	0-0		0-0	3	2	0	1-1	0	0	0	0	10
10/08/2022	South Dakota	32	32	64	1.0-2	0-0	0	1-0		1-38	0	4	1	0-0	0	0	0	0	3
10/15/2022	at North Dakota St.	35	30	65	5.0-25	3-23	1	0-0		0-0	4	0	0	3-3	0	0	0	0	21
10/22/2022	at North Dakota	29	14	43	3.0-8	1-6	0	0-0		0-0	1	0	2	5-5	0	0	0	0	35
10/29/2022	Indiana St.	39	20	59	2.0-4	0-0	0	0-0		0-0	3	0	0	1-1	0	0	0	0	7
11/05/2022	at UNI	33	52	85	3.0-9	0-0	0	0-0		1-0	2	1	0	4-4	0	0	0	7	28
Opponents		379	268	647	39.0-158	12-88	4	3-0		4-40	25	19	4	19-20	0	0	2	13	164
South Dakota St.		331	212	543	53.0-258	27-171	5	6-8		14-177	15	28	2	39-39	0	1	0	79	314

Date	Opponent	Punting										Field Goals			Kickoffs			
		no.	yds	avg	long	blkd	tb	fc	50+	i20	md-att	long	blkd	no.	yds	avg	tb	ob
09/03/2022	at Iowa	10	479	47.9	57	0	2	1	4	7	1-2	46	0	2	125	62.5	0	0
09/10/2022	UC Davis	5	218	43.6	56	0	0	2	1	1	1-2	36	0	3	165	55.0	1	0
09/17/2022	Butler	5	209	41.8	54	0	0	1	1	1	1-1	33	0	3	194	64.7	2	0
09/24/2022	at Missouri St.	7	331	47.3	56	0	1	5	3	3	0-0	0	0	3	190	63.3	0	0
10/01/2022	Western Ill.	5	168	33.6	41	0	0	1	0	0	1-1	35	0	3	178	59.3	0	0
10/08/2022	South Dakota	6	279	46.5	55	0	1	1	2	1	1-2	37	1	2	128	64.0	1	0
10/15/2022	at North Dakota St.	4	157	39.3	45	0	0	3	0	1	0-0	0	0	4	255	63.8	1	0
10/22/2022	at North Dakota	4	143	35.8	38	0	0	2	0	1	0-0	0	0	5	259	51.8	3	0
10/29/2022	Indiana St.	3	114	38.0	45	0	0	0	0	1	0-0	0	0	2	104	52.0	0	1
11/05/2022	at UNI	6	270	45.0	52	0	0	1	2	0	0-0	0	0	5	323	64.6	4	0
Opponents		55	2368	43.1	57	0	4	17	13	16	5-8	46	1	32	1921	60.0	12	1
South Dakota St.		41	1664	40.6	53	2	2	14	8	10	11-17	45	2	60	3533	58.9	23	1



2022-23 South Dakota St. Football
Overall Defense Statistics
All games

Page 1/2
as of Nov 10, 2022

Team Defense

##	Player	gp	Tackles				Sacks	Pass defense			Fumbles		blkd	
			ua	a	tot	tfl/yds		int-yds	brup	qbh	fr-yds	ff	kick	saf
32	Adam Bock	8	32	26	58	4.5-16	3-14	.	.	1	1-0	1	.	.
11	Jason Freeman	10	32	17	49	4-17	2-9	.	2	2
2	Isaiah Stalbird	7	20	11	31	3-14	.	.	2	.	1-8	.	.	.
14	Colby Huerter	10	18	13	31	4-18	1-10	2-88	2
29	Graham Spalding	9	15	9	24	2-5	1-0	.	.	.
25	Cale Reeder	7	16	7	23	1-2	1-2	3-0
7	Dalys Beanum	10	14	8	22	0.5-2	.	2-10	4	.	.	.	1	.
99	Caleb Sanders	10	13	9	22	6-43	5-41	.	1	1
5	DyShawn Gales	9	18	3	21	2-4	.	2-31	2
48	Quinton Hicks	9	12	8	20	2.5-7	2-5	.	.	2	.	1	.	.
37	Tucker Large	10	11	8	19	.	.	.	2
30	Payton Shafer	8	9	9	18	0.5-2
97	Reece Winkelman	10	10	8	18	8-48	4.5-30	.	3	2	.	1	.	.
53	Caden Johnson	10	8	8	16	1.5-5	1-4	.	.	2	.	1	.	.
0	Daeton Mcgaughy	7	9	7	16	.	.	1-31	.	.	1-0	.	.	.
1	Malik Lofton	10	9	6	15	.	.	1-0	4
94	Cade Terveer	10	6	9	15	2.5-8	2.5-8	.	.	2
98	Ryan Van Marel	10	6	8	14	1-6	1-6
6	Saiveon Williamson	7	7	5	12
35	Chase Norblade	4	6	5	11	1.5-4	.	1-0
44	Kevin Brenner	10	6	3	9
13	Aydan Dautermann	10	8	1	9	.	.	.	2
52	Jarod DePriest	10	3	6	9	2-23	2-23	.	.	1	.	.	1	.
26	Steven Arrell	10	7	1	8	1-5	.	.	1	.	1-0	1	.	.
23	Matthew Durrance	10	4	3	7	.	.	1-0
3	Dontay Johnson	4	5	1	6	1.5-6	.	.	1
93	Max Baloun	10	3	2	5	2-19	2-19	.	1
38	Trevor Scott	3	3	1	4
55	Aaron Wolfcale-Holsten	8	2	2	4	0.5-2	1-0	.	.	.
92	Brian Williams	4	2	2	4
42	Davion Sterner	6	1	2	3	0.5-1
43	Adam Kusler	8	2	1	3	1-1
9	Caleb Franci	1	2	1	3	.	.	1-17	1	1
31	Jalen B. Lee	3	3	.	3
95	Zac Wilson	10	1	1	2
48	Jaden Mueller	10	1	1	2
57	Levi Vanden Bos	2	1	.	1
10	Hunter Dustman	10	1	.	1
3	Amar Johnson	10	1	.	1
19	Max Polischuk	3	1	.	1
10	Jaxon Janke	10	1	.	1



2022-23 South Dakota St. Football
Overall Defense Statistics
All games

Page 2/2
as of Nov 10, 2022

			Tackles				Sacks	Pass defense			Fumbles	blkd		
##	Player	gp	ua	a	tot	tfl/yds	no-yds	int-yds	brup	qbh	fr-yds	ff	kick	saf
46	Cullen McShane	3	1	.	1
1	Jadon Janke	10	1	.	1
90	Randy Keumogne	4	1
	Totals	10	331	212	543	53-258	27-171	14-177	28	15	6-8	5	2	0
	Opponents	10	379	268	647	39-158	12-88	4-40	19	25	3-0	4	4	2



2022-23 South Dakota St. Football
Overall Team Statistics
All games

Page 1/2
as of Nov 10, 2022

Team Statistics

	SDSU	OPP
Scoring	314	164
Points per game	31.4	16.4
Points Off Turnovers	79	13
First Downs	203	143
Rushing	92	55
Passing	92	79
Penalty	19	9
Rushing Yardage	1619	740
Yards gained rushing	1797	1010
Yards lost rushing	178	270
Rushing attempts	373	292
Average per rush	4.3	2.5
Average per game	161.9	74.0
TDs Rushing	22	8
Passing Yardage	1993	1965
Comp-Att-Int	170-264-4	165-291-14
Average per pass	7.5	6.8
Average per catch	11.7	11.9
Average per game	199.3	196.5
TDs Passing	17	12
Total offense	3612	2705
Total plays	637	583
Average per play	5.7	4.6
Average per game	361.2	270.5
Kick returns: #-Yards	12-222	21-455
Punt returns: #-Yards	22-213	14-144
Int returns: #-Yards	14-177	4-40
Kick return average	18.5	21.7
Punt return average	9.7	10.3
Int return average	12.6	10.0
Fumbles-Lost	6-3	12-6
Penalties-Yards	73-536	47-461
Average per game	53.6	46.1
Punts-Yards	41-1664	55-2368
Average per punt	40.6	43.1
Net punt average	36.4	37.7
Kickoffs-Yards	60-3533	32-1921
Average per kick	58.9	60.0
Net kick average	38.1	38.6
Time of possession / game	32:48	27:08
3rd-down conversion	57/125	49/138
3rd-down pct	46%	36%
4rd-down conversion	3/6	12/22



2022-23 South Dakota St. Football
Overall Team Statistics
All games

Page 2/2
as of Nov 10, 2022

	SDSU	OPP
4rd-down pct	50%	55%
Sacks by-Yards	27-171	12-88
Misc Yards	0	0
Touchdowns scored	40	21
Field goals - attempts	11-17	5-8
On-Side kicks	0-0	0-1
Red-zone scores	(39-41) 95%	(14-21) 67%
Red-zone touchdowns	(31-41) 76%	(10-21) 48%
PAT-attempts	(39-39) 100%	(19-20) 95%
2-point conversion-attempts	(1-1) 100%	(0-1) 0%
Attendance	85206	121558
Games / Avg per game	5/17041	5/24312
Neutral site games	-	0/0

Score by Periods

Team	1st	2nd	3rd	4th	OT	TOT
South Dakota St.	69	93	73	79	0	314
Opponents	41	48	23	52	0	164



2022-23 South Dakota St. Football Individual Statistics All games

Page 1/3
as of Nov 10, 2022

Rushing

Player	gp	att	gain	loss	net	avg	td	lg	avg/g
Isaiah Davis	9	161	900	18	882	5.5	9	47	98.0
Amar Johnson	10	89	474	19	455	5.1	4	29	45.5
Mark Gronowski	10	65	244	90	154	2.4	7	23	15.4
Josh Buri	9	18	67	0	67	3.7	0	9	7.4
Angel Johnson	9	13	73	13	60	4.6	1	13	6.7
Jaxon Janke	10	1	14	0	14	14.0	0	14	1.4
Jadon Janke	10	1	10	0	10	10.0	0	10	1.0
Michael Morgan	10	1	3	0	3	3.0	0	3	0.3
Rudy Voss	2	2	3	0	3	1.5	1	2	1.5
Derrick Johnson	1	2	3	0	3	1.5	0	3	3.0
Tucker Kraft	4	1	2	0	2	2.0	0	2	0.5
Keaton Heide	8	3	4	8	-4	-1.3	0	3	-0.5
Team	10	16	0	30	-30	-1.9	0	0	-3.0
Total	10	373	1797	178	1619	4.3	22	47	161.9
Opponents	10	292	1010	270	740	2.5	8	34	74.0

Passing

Player	gp	effic	comp-att-int	pct	yds	td	lg	avg/g
Mark Gronowski	10	147.1	165-257-4	64.2	1963	17	57	196.3
Keaton Heide	8	129.4	4-4-0	100.0	14	0	8	1.8
Jadon Janke	10	117.2	1-2-0	50.0	16	0	16	1.6
Rudy Voss	2	0.0	0-1-0	0.0	0	0	0	0.0
Total	10	146.0	170-264-4	64.4	1993	17	57	199.3
Opponents	10	117.4	165-291-14	56.7	1965	12	68	196.5

Receiving

Player	gp	no.	yds	avg	td	lg	avg/g
Jaxon Janke	10	42	536	12.8	5	28	53.6
Jadon Janke	10	34	469	13.8	5	43	46.9
Zach Heins	10	25	300	12.0	3	30	30.0
Isaiah Davis	9	15	112	7.5	0	19	12.4
Tucker Kraft	4	13	188	14.5	2	57	47.0
Amar Johnson	10	9	94	10.4	0	29	9.4
Canyon Bauer	10	8	96	12.0	0	54	9.6
Michael Morgan	10	5	35	7.0	1	18	3.5
Landon Wolf	5	5	51	10.2	0	23	10.2
Tyler Feldkamp	9	5	37	7.4	1	13	4.1
Devon Cole	9	4	29	7.3	0	12	3.2
Angel Johnson	9	2	12	6.0	0	7	1.3
Mark Gronowski	10	1	16	16.0	0	16	1.6
A.J. Coons	10	1	19	19.0	0	19	1.9
Josh Buri	9	1	-1	-1.0	0	0	-0.1
Total	10	170	1993	11.7	17	57	199.3
Opponents	10	165	1965	11.9	12	68	196.5

Punt Returns

Player	no.	yds	avg	td	lg
Jadon Janke	9	142	15.8	0	58
Jaxon Janke	3	58	19.3	0	49
Landon Wolf	1	12	12.0	0	12
Tyler Feldkamp	9	1	0.1	0	2
Total	22	213	9.7	0	58
Opponents	14	144	10.3	1	61

Interceptions

Player	no.	yds	avg	td	lg
Cale Reeder	3	0	0.0	0	0
DyShawn Gales	2	31	15.5	1	31
Dalys Beanum	2	10	5.0	0	10
Colby Huerter	2	88	44.0	0	70
Malik Lofton	1	0	0.0	0	0
Chase Norblade	1	0	0.0	0	0
Daeton Mcgaughy	1	31	31.0	0	31
Caleb Franci	1	17	17.0	0	17
Matthew Durrance	1	0	0.0	0	0
Total	14	177	12.6	1	70
Opponents	4	40	10.0	0	38

Kick Returns

Player	no.	yds	avg	td	lg
Tyler Feldkamp	7	121	17.3	0	27
Jadon Janke	2	46	23.0	0	28
Michael Morgan	1	8	8.0	0	8
Tucker Kraft	1	30	30.0	0	30
Amar Johnson	1	17	17.0	0	17
Total	12	222	18.5	0	30
Opponents	21	455	21.7	0	69

Fumble Returns

Player	no.	yds	avg	td	lg
Isaiah Stalbird	1	8	8.0	0	8
Adam Bock	1	0	0.0	0	0
Graham Spalding	1	0	0.0	0	0
Daeton Mcgaughy	1	0	0.0	0	0
Steven Arrell	1	0	0.0	0	0
Aaron Wolfcale-Holsten	1	0	0.0	0	0
Total	6	8	1.3	0	8
Opponents	3	0	0.0	0	0



2022-23 South Dakota St. Football
Individual Statistics
All games

Page 2/3
as of Nov 10, 2022

Scoring

			PAT						
Player	td	fg	kick	rush	rcv	pass	dxp	saf	pts
Hunter Dustman	-	11-17	37-37	-	-	-	-	-	70
Isaiah Davis	9	-	-	-	1	-	-	-	56
Mark Gronowski	7	-	-	-	-	1	-	-	42
Jaxon Janke	5	-	-	-	-	-	-	-	30
Jadon Janke	5	-	-	-	-	-	-	-	30
Amar Johnson	4	-	-	-	-	-	-	-	24
Zach Heins	3	-	-	-	-	-	-	-	18
Tucker Kraft	2	-	-	-	-	-	-	-	12
DyShawn Gales	1	-	-	-	-	-	-	-	6
Michael Morgan	1	-	-	-	-	-	-	-	6
Rudy Voss	1	-	-	-	-	-	-	-	6
Tyler Feldkamp	1	-	-	-	-	-	-	-	6
Angel Johnson	1	-	-	-	-	-	-	-	6
Jack Green	-	-	2-2	-	-	-	-	-	2
Total	40	11-17	39-39	0	1	1	0	0	314
Opponents	21	5-8	19-20	0	0	0	0	2	164

Field Goals

Player	fg	pct.	01-19	20-29	30-39	40-49	50-99	lg	blk
Hunter Dustman	11-17	64.7	1-1	5-5	2-4	3-4	0-3	45	2
Opponents	5-8	62.5	0-0	0-0	4-4	1-3	0-1	46	1

FG Sequence

Team Name	South Dakota St.	Opponents
Iowa	(44)	40,(46)
UC Davis	(41)	(36),43
Butler	55,(27)	(33)
Missouri St.	50,44,35	
Western Ill.	(27),33,(25)	(35)
South Dakota	53	(37),50
North Dakota St.	(31),(38),(18)	
UNI	(23),(45),(26)	

Numbers in (parentheses) indicate field goal was made

Total Offense

Player	g	plays	rush	pass	total	avg/g
Mark Gronowski	10	322	154	1963	2117	211.7
Isaiah Davis	9	161	882	0	882	98.0
Amar Johnson	10	89	455	0	455	45.5
Josh Buri	9	18	67	0	67	7.4
Angel Johnson	9	13	60	0	60	6.7
Jadon Janke	10	3	10	16	26	2.6
Jaxon Janke	10	1	14	0	14	1.4
Keaton Heide	8	7	-4	14	10	1.3
Michael Morgan	10	1	3	0	3	0.3
Rudy Voss	2	3	3	0	3	1.5
Derrick Johnson	1	2	3	0	3	3.0
Tucker Kraft	4	1	2	0	2	0.5
Team	10	0	-30	0	-30	-3.0
Total	10	637	1619	1993	3612	361.2
Opponents	10	583	740	1965	2705	270.5

Punting

Player	no.	yds	avg	lg	tb	fc	i20	50+	blk
Hunter Dustman	37	1581	42.7	53	2	14	10	7	0
Michael Drotzmann	1	52	52.0	52	0	0	0	1	0
Mark Gronowski	1	31	31.0	31	0	0	0	0	0
Team	2	0	0.0	0	0	0	0	0	2
Total	41	1664	40.6	53	2	14	10	8	2
Opponents	55	2368	43.1	57	4	17	16	13	0

Kickoffs

Player	no.	yds	avg	tb	ob	retn	net	ydl
Hunter Dustman	50	2950	59.0	20	0			
Jack Green	10	583	58.3	3	1			
Total	60	3533	58.9	23	1	22	38.1	26
Opponents	32	1921	60.0	12	1	12	38.6	26



2022-23 South Dakota St. Football
Individual Statistics
All games

Page 3/3
as of Nov 10, 2022

All Purpose

Player	g	rush	rcv	pr	kr	ir	total	avg/g
Isaiah Davis	9	882	112	0	0	0	994	110.4
Jadon Janke	10	10	469	142	46	0	667	66.7
Jaxon Janke	10	14	536	58	0	0	608	60.8
Amar Johnson	10	455	94	0	17	0	566	56.6
Zach Heins	10	0	300	0	0	0	300	30.0
Tucker Kraft	4	2	188	0	30	0	220	55.0
Mark Gronowski	10	154	16	0	0	0	170	17.0
Tyler Feldkamp	9	0	37	1	121	0	159	17.7
Canyon Bauer	10	0	96	0	0	0	96	9.6
Colby Huerter	10	0	0	0	0	88	88	8.8
Angel Johnson	9	60	12	0	0	0	72	8.0
Josh Buri	9	67	-1	0	0	0	66	7.3
Landon Wolf	5	0	51	12	0	0	63	12.6
Michael Morgan	10	3	35	0	8	0	46	4.6
Daeton Mcgaughy	7	0	0	0	0	31	31	4.4
DyShawn Gales	9	0	0	0	0	31	31	3.4
Devon Cole	9	0	29	0	0	0	29	3.2
A.J. Coons	10	0	19	0	0	0	19	1.9
Caleb Franci	1	0	0	0	0	17	17	17.0
Dalys Beanum	10	0	0	0	0	10	10	1.0
Rudy Voss	2	3	0	0	0	0	3	1.5
Derrick Johnson	1	3	0	0	0	0	3	3.0
Keaton Heide	8	-4	0	0	0	0	-4	-0.5
Team	10	-30	0	0	0	0	-30	-3.0
Total	10	1619	1993	213	222	177	4224	422.4
Opponents	10	740	1965	144	455	40	3344	334.4

CAREER HIGHS — OFFENSE

QUARTERBACKS



11-MARK GRONOWSKI

6-3, 220, So.

Naperville, Illinois • Neuqua Valley H.S.

SINGLE-GAME CAREER HIGHS

Completions: 22, at Missouri State, 9-24-2022, and vs. Indiana State, 10-29-2022

Passing Attempts: 34, at Northern Iowa, 11-5-2022

Passing Yards: 319, at Missouri State, 9-24-2022

Long Pass: 76 yards (for TD) to Jaxon Janke, at North Dakota, 2-27-2021

Touchdown Passes: 4, at Missouri State, 9-24-2022

Interceptions: 2, at North Dakota, 2-27-2021, and vs. UC Davis, 9-10-2022

Rushing Attempts: 16, at North Dakota State, 4-17-2021

Rushing Yards: 142, vs. Southern Illinois, 5-2-2021

Long Rush: 80 yards (for TD), vs. Western Illinois, 3-6-2021

Rushing Touchdowns: 2, four times (last: at North Dakota, 10-22-2022)

Receptions: 1, vs. Delaware, 5-8-2021, and at North Dakota, 10-22-2022

Receiving Yards: 24, vs. Delaware, 5-8-2021

Long Reception: 24 yards (for TD), vs. Delaware, 5-8-2021

Receiving Touchdowns: 1, vs. Delaware, 5-8-2021



13-KEATON HEIDE

6-3, 205, Sr.

Wayzata, Minnesota • Wayzata H.S.

SINGLE-GAME CAREER HIGHS

Completions: 26, at South Dakota, 11-23-2019

Passing Attempts: 35, at South Dakota, 11-23-2019

Passing Yards: 308, at South Dakota, 11-23-2019

Long Pass: 65 yards, to Cade Johnson, vs. Northern Iowa, 11-16-2019

Touchdown Passes: 2, vs. Northern Iowa, 11-16-2019, and at South Dakota, 11-23-2019

Interceptions: 1, four times (last: vs. Sam Houston, 5-16-2021)

Rushing Attempts: 11, at South Dakota, 11-23-2019

Rushing Yards: 15, vs. Illinois State, 11-19-2019

Long Rush: 11 yards, vs. North Dakota State, 10-26-2019

Rushing TDs: 1, vs. North Dakota State, 10-26-2019



2-RUDY VOSS

6-3, 210, So.

Lakefield, Minnesota •

Jackson County Central H.S.

SINGLE-GAME CAREER HIGHS

Completions: 1, vs. Lindenwood, 9-11-2021

Passing Attempts: 2, vs. Dixie State, 10-2-2021

Passing Yards: 5, vs. Lindenwood, 9-11-2021

Long Pass: 5 yards, to Caleb Schauf, vs. Lindenwood, 9-11-2021


Rushing Attempts: 3, vs. Lindenwood, 9-11-2021, and at Youngstown State, 10-30-2021

Rushing Yards: 42, vs. Youngstown State, 10-30-2021

Long Rush: 20 yards, vs. Dixie State, 10-2-2021

Rushing Touchdowns: 1, at Youngstown State, 10-30-2021, and vs. Butler, 9-17-2022

RUNNING BACKS



28-JOSH BURI

5-11, 210, R-Fr.

Stewartville, Minnesota •

Brookings (S.D.) H.S.

SINGLE-GAME CAREER HIGHS

Rushing Attempts: 8, vs. Butler, 9-17-2022

Rushing Yards: 29, vs. Butler, 9-17-2022

Long Rush: 9 yards, vs. Lindenwood, 9-11-2021, and vs. Butler, 9-17-2022

Rushing Touchdowns: 1, vs. Dixie State, 10-2-2021

Receptions: 1, vs. Indiana State, 10-29-2022 (for -1 yards)



22-ISAIAH DAVIS

6-1, 220, Jr.

Joplin, Missouri • Joplin H.S.

SINGLE-GAME CAREER HIGHS

Rushing Attempts: 27, vs. Western Illinois, 10-1-2022

Rushing Yards: 217, vs. UC Davis, 11-27-2021

Long Rush: 85 yards (for TD), vs. Sam Houston, 5-16-2021

Rushing Touchdowns: 3, four times (last: vs. South Dakota, 10-8-2022)

Receptions: 5, at Iowa, 9-3-2022, and at Northern Iowa, 11-5-2022

Receiving Yards: 36, at North Dakota State, 4-17-2021, and vs. Delaware, 5-8-2021

Long Reception: 36 yards, vs. Delaware, 5-8-2021

Receiving Touchdowns: N/A

Kickoff Returns: 4, vs. Sam Houston, 5-16-2021

Kickoff Return Yards: 114, vs. Sam Houston, 5-16-2021

Long Kickoff Return: 50 yards, vs. Southern Illinois, 5-2-2021

Punt Returns: 1, three times (last: at Sacramento State, 12-4-2021)

Punt Return Yards: 17, at Sacramento State

All-Purpose Yards: 305, vs. Sam Houston, 5-16-2021



3-AMAR JOHNSON

5-11, 190, So.

O'Fallon, Missouri • Chaminade College Prep

SINGLE-GAME CAREER HIGHS

Rushing Attempts: 18, at Youngstown State, 10-30-2021

Rushing Yards: 105, vs. Lindenwood, 9-11-2021

Long Rush: 29 yards, at North Dakota State, 10-15-2022

Rushing Touchdowns: 1, six times (last: at Indiana State, 10-29-2022)

Receptions: 2, three times (last: at Northern Iowa, 11-5-2022)

Receiving Yards: 34, at Indiana State, 9-25-2021

Long Reception: 34 yards, at Indiana State, 9-25-2021

Receiving Touchdowns: N/A

Kickoff Returns: 2, vs. UC Davis, 11-27-2021

Kickoff Return Yards: 29, at South Dakota, 11-13-2021

Long Kickoff Return: 29 yards, at South Dakota, 11-13-2021

All-Purpose Yards: 108, at North Dakota State, 10-15-2022

CAREER HIGHS — OFFENSE

RUNNING BACKS (cont.)



21-ANGEL JOHNSON

5-10, 185, R-Fr.

Irene, South Dakota • Viborg-Hurley H.S.

SINGLE-GAME CAREER HIGHS

Rushing Attempts: 6, vs. Lindenwood, 9-11-2021, and vs. Dixie State, 10-2-2021

Rushing Yards: 37, vs. Dixie State, 10-2-2021

Long Rush: 15 yards, vs. Dixie State, 10-2-2021

Rushing Touchdowns: 1, vs. Butler, 9-17-2021

Receptions: 1, at North Dakota, 10-22-2022, and vs. Indiana State, 10-29-2022

Receiving Yards: 7, vs. Indiana State, 10-29-2022

Long Reception: 7 yards, vs. Indiana State, 10-29-2022



24-DERRICK JOHNSON

6-0, 200, Fr.

Austin, Texas • Lake Travis H.S.

SINGLE-GAME CAREER HIGHS

Rushing Attempts: 2, vs. Butler, 9-17-2022

Rushing Yards: 3, vs. Butler, 9-17-2022

Long Rush: 3 yards, vs. Butler, 9-17-2022

Rushing Touchdowns: N/A

WIDE RECEIVERS



4-CANYON BAUER

6-0, 195, Jr.

Sioux Falls, South Dakota • O'Gorman H.S.

SINGLE-GAME CAREER HIGHS

Receptions: 5, vs. Butler, 9-17-2022

Receiving Yards: 76, vs. Butler, 9-17-2022

Long Reception: 54 yards, vs. Butler, 9-17-2022

Receiving Touchdowns: N/A

Note: Returned block punt 9 yards for touchdown at Western Illinois, 10-16-2021



15-DEVON COLE JR.

5-9, 165, So.

Clermont, Florida • Lake Minneola H.S.

SINGLE-GAME CAREER HIGHS

Receptions: 1, four times (last: vs. Indiana State, 10-29-2022)

Receiving Yards: 12, vs. Western Illinois, 10-1-2022

Long Reception: 12 yards, vs. Western Illinois, 10-1-2022

Receiving Touchdowns: N/A

Punt Returns: 1, at Youngstown State, 10-30-2021

Long Punt Return: 2 yards, at Youngstown State, 10-30-2021



19-A.J. COONS

6-4, 215, So.

Solon, Iowa • Solon H.S.

SINGLE-GAME CAREER HIGHS

Receptions: 1, at Indiana State, 9-25-2021, and vs. Western Illinois, 10-1-2022

Receiving Yards: 19, vs. Western Illinois, 10-1-2022

Long Reception: 19 yards, vs. Western Illinois, 10-1-2022

Receiving Touchdowns: N/A



8-TYLER FELDKAMP

6-0, 195, So.

Sioux Falls, South Dakota • Roosevelt H.S.

SINGLE-GAME CAREER HIGHS

Receptions: 3, vs. South Dakota, 10-8-2022

Receiving Yards: 30, vs. South Dakota, 10-8-2022

Receiving Touchdowns: 1, vs. UC Davis, 9-10-2022

Long Reception: 22 yards, vs. Lindenwood, 9-11-2021

Kickoff Returns: 5, vs. Northern Iowa, 10-23-2021

Kickoff Return Yards: 87, vs. Northern Iowa, 10-23-2021

Long Kick Return: 41 yards, vs. North Dakota, 11-20-2021


Punt Returns: 3, three times (last: vs. Western Illinois, 10-1-2022)

Punt Return Yards: 26, vs. Dixie State, 10-2-2021

Long Punt Return: 14 yards, vs. Dixie State, 10-2-2021

Rushing Yards: 3 (on 1 attempt), vs. Dixie State, 10-2-2021

All-Purpose Yards: 94, vs. Northern Iowa, 10-23-2021



1-JADON JANKE

6-3, 210, Sr.

Madison, South Dakota • Madison H.S.

SINGLE-GAME CAREER HIGHS

Receptions: 8, at Missouri State, 9-24-2022

Receiving Yards: 117, vs. Southern Illinois, 10-9-2021

Receiving Touchdowns: 2, four times (last: at Missouri State, 9-24-2022)

Long Reception: 52 yards, vs. Southern Illinois, 10-9-2021

Kickoff Returns: 4, at Montana State, 12-18-2021

Kickoff Return Yards: 101, at Montana State, 12-18-2021

Long Kick Return: 44 yards, at Montana State, 12-18-2021

Punt Returns: 5, at Northern Iowa, 11-5-2022

Punt Return Yards: 78, at Northern Iowa, 11-5-2022

Long Punt Return: 58 yards, at North Dakota, 10-22-2022

Rushing Yards: 10 (on 1 attempt), at Missouri State, 9-24-2022

Passing Yards: 16 (on 1 att.), at North Dakota, 10-22-2022

All-Purpose Yards: 172, at North Dakota, 10-22-2022

Note: Recovered blocked punt in end zone for touchdown at Southern Illinois, 11-10-2018



10-JAXON JANKE

6-3, 210, Sr.

Madison, South Dakota • Madison H.S.

SINGLE-GAME CAREER HIGHS

Receptions: 9, at Western Illinois, 10-16-2021, and vs. Western Illinois, 10-1-2022

Receiving Yards: 161, at North Dakota, 2-27-2021

Receiving Touchdowns: 2, three times (last: at Villanova, 12-11-2021)

Long Reception: 76 yards (for TD), at North Dakota, 2-27-2021

Punt Returns: 4, vs. Long Island, 9-7-2019

Punt Return Yards: 111, vs. Long Island, 9-7-2019

Long Punt Return: 77 yards (for TD), vs. Long Island, 9-7-2019

Kickoff Returns: 1, three times (last: vs. Illinois State, 11-9-2019)

Kickoff Return Yards: 20, vs. Illinois State, 11-9-2019

Long Kick Return: 20 yards, vs. Illinois State, 11-9-2019

Rushing Yards: 14 yards (on 1 attempt), at Missouri State, 9-24-2022

CAREER HIGHS — OFFENSE

WIDE RECEIVERS (cont.)



5-LANDON WOLF

5-10, 160, Grad.

**Tulsa, Oklahoma • East Central H.S./
Oklahoma State**

SINGLE-GAME CAREER HIGHS

Receptions: 2, vs. Indiana State, 10-29-2022
Receiving Yards: 23, at Northern Iowa, 11-5-2022
Long Reception: 23 yards, at Northern Iowa, 11-5-2022
Receiving Touchdowns: N/A
Punt Returns: 1, at Colorado State, 9-3-2021, and vs. UC Davis, 9-10-2022
Punt Return Yards: 12, vs. UC Davis, 9-10-2022
Long Punt Return: 12 yards, vs. UC Davis, 9-10-2022

TIGHT ENDS



87-ZACH HEINS

6-7, 260, Sr.

Sioux Falls, South Dakota • Washington H.S.

SINGLE-GAME CAREER HIGHS

Receptions: 7, at Missouri State, 9-24-2022
Receiving Yards: 127, at Missouri State, 9-24-2022
Long Reception: 43 yards, at Northern Iowa, 2-19-2021
Receiving Touchdowns: 2, vs. Lindenwood, 9-11-2021



85-TUCKER KRAFT

6-5, 255, Jr.

**Timber Lake, South Dakota •
Timber Lake H.S.**

SINGLE-GAME CAREER HIGHS

Receptions: 10, vs. Southern Illinois, 10-9-2021
Receiving Yards: 124, vs. Southern Illinois, 10-9-2021
Long Reception: 57 yards, at Northern Iowa, 11-5-2022
Receiving Touchdowns: 2, vs. Lindenwood, 9-11-2021
Rushing Yards: 4 (on 1 attempt), at North Dakota State, 4-17-2021, and vs. North Dakota State, 11-6-2021
Kickoff Return Yards: 30 (on 1 attempt), at North Dakota, 10-22-2022



34-MIKE MORGAN


6-3, 235, Sr.

**New Lenox, Illinois •
Lincoln-Way Central H.S.**

SINGLE-GAME CAREER HIGHS

Receptions: 2, vs. Dixie State, 10-2-2021, and vs. Indiana State, 10-29-2022
Receiving Yards: 66, vs. Dixie State, 10-2-2021
Long Reception: 55 yards (for TD), vs. Dixie State, 10-2-2021
Receiving Touchdowns: 2, vs. Dixie State, 10-2-2021
Rushing Yards: 3 (on 1 attempt), at North Dakota, 10-22-2022
Kickoff Return Yards: 14 (on 1 attempt), at Western Illinois, 10-16-2021

SPECIALISTS



47-MICHAEL DROTZMANN

6-3, 210, Jr.

Yankton, South Dakota • Yankton H.S.

SINGLE-GAME CAREER HIGHS

Punts: 1, vs. Butler, 9-17-2022
Long Punt: 52 yards, vs. Butler, 9-17-2022



10-HUNTER DUSTMAN

6-3, 230, Jr.

East Bethel, Minnesota • St. Francis H.S.

SINGLE-GAME CAREER HIGHS

Field Goals Made: 3, at North Dakota State, 10-15-2022, and at Northern Iowa, 11-5-2022
Field Goals Attempted: 3, four times (last: at Northern Iowa, 11-5-2022)
Long Field Goal: 45 yards, at Northern Iowa, 11-5-2022
Extra Points Made: 7, at North Dakota, 10-22-2022, and vs. Indiana State, 10-29-2022
Extra Points Attempted: 7, at North Dakota, 10-22-2022, and vs. Indiana State, 10-29-2022
Total Points: 11, at North Dakota State, 10-15-2022, and at Northern Iowa, 11-5-2022
Punts: 11, at Iowa, 9-3-2022
Punt Average (Min. 3 Punts): 49.5 yards (on 4 attempts), vs. Dixie State, 10-2-2021
Punts Inside 20: 3, at Sacramento State, 12-4-2021, and vs. South Dakota, 10-8-2022
Long Punt: 59 yards, at Sacramento State, 12-4-2021



99-JACK GREEN

6-3, 195, R-Fr.


**Rapid City, South Dakota •
St. Thomas More H.S.**

SINGLE-GAME CAREER HIGHS

Extra Points Made: 2, vs. Butler, 9-17-2022
Extra Points Attempted: 2, vs. Butler, 9-17-2022
Total Points: 2, vs. Butler, 9-17-2022

CAREER HIGHS — DEFENSE

DEFENSIVE ENDS



44-KEVIN BRENNER
6-3, 240, Jr.
Silver Lake, Wisconsin • Wilmot Union H.S.

SINGLE-GAME CAREER HIGHS

Solo Tackles: 2, vs. Lindenwood, 9-11-2021, and vs. UC Davis, 9-10-2022
 Assisted Tackles: 2, vs. UC Davis, 9-10-2022
 Total Tackles: 4, vs. UC Davis, 9-10-2022
 Tackles for Loss: 1.0, at Colorado State, 9-3-2021, and vs. Lindenwood, 9-11-2021



48-QUINTON HICKS
6-3, 245, Sr.
Wichita, Kansas • Campus H.S.

SINGLE-GAME CAREER HIGHS

Solo Tackles: 3, three times (last: at North Dakota, 10-22-2022)
 Assisted Tackles: 3, three times (last: vs. South Dakota, 10-8-2022)
 Total Tackles: 5, at Western Illinois, 10-16-2021
 Tackles for Loss: 2.0, vs. Long Island, 9-7-2019
 Sacks: 1.5, at Missouri State, 11-2-2019
 Forced Fumbles: 1, vs. Long Island, 9-7-2019, and at North Dakota, 10-22-2022
 Fumble Recoveries: 1, vs. Long Island, 9-7-2019
 Pass Breakups: 1, vs. Youngstown State, 3-13-2021



53-CADEN JOHNSON
6-3, 235, Jr.
Wahoo, Nebraska • Bishop Neumann H.S.

SINGLE-GAME CAREER HIGHS

Solo Tackles: 2, four times (last: at North Dakota, 10-22-2022)
 Assisted Tackles: 3, at North Dakota State, 10-15-2022
 Total Tackles: 3, at North Dakota State, 10-15-2022
 Tackles for Loss: 1.5, vs. Western Illinois, 3-6-2021
 Sacks: 1.0, vs. Western Illinois, 3-6-2021, and vs. South Dakota, 10-8-2022
 Forced Fumbles: 1, vs. Western Illinois, 10-1-2022
 Fumble Recoveries: 1, at Colorado State, 9-3-2021
 Pass Breakups: 1, vs. Western Illinois, 3-6-2021



90-RANDY KEUMOGNE
6-3, 230, Jr.
Oakdale, Minnesota • Tartan H.S.

SINGLE-GAME CAREER HIGHS

Solo Tackles: 1, at North Dakota State, 4-17-2021, and vs. Delaware, 5-8-2021
 Assisted Tackles: 1, vs. Lindenwood, 9-11-2021, and vs. UC Davis, 11-27-2021
 Total Tackles: 1, four times (last: vs. UC Davis, 11-27-2021)
 Tackles for Loss: 1.0, at North Dakota State, 4-17-2021
 Sacks: 1.0, at North Dakota State, 4-17-2021



94-CADE TERVEER
6-3, 250, Sr.
Brandon, South Dakota • Brandon Valley H.S.

SINGLE-GAME CAREER HIGHS

Solo Tackles: 4, at Youngstown State, 10-30-2021
 Assisted Tackles: 3, vs. South Dakota, 10-8-2022
 Total Tackles: 5, at Youngstown State, 10-30-2021, and vs. South Dakota, 10-8-2022
 Tackles for Loss: 2.0, vs. North Dakota, 11-20-2021
 Sacks: 2.0, vs. North Dakota, 11-20-2021
 Forced Fumbles: 1, at Villanova, 12-11-2021
 Interceptions: 1, vs. three times (last: at Sacramento State, 12-4-2021)
 Long Interception Return: 14 yards, vs. UC Davis, 11-27-2021
 Pass Breakups: 1, at Western Illinois, 10-16-2021, and vs. North Dakota, 11-20-2021



57-LEVI VANDEN BOS
6-3, 225, R-Fr.
Rock Valley, Iowa • Western Christian H.S.

SINGLE-GAME CAREER HIGHS

Solo Tackles: 1, vs. Dixie State, 10-2-2021, and vs. Butler, 9-17-2022
 Total Tackles: 1, vs. Dixie State, 10-2-2021, and vs. Butler, 9-17-2022
 Tackles for Loss: 1.0, vs. Dixie State, 10-2-2021
 Sacks: 1.0, vs. Dixie State, 10-2-2021



95-ZAC WILSON
6-3, 235, Jr.
Chipley, Florida • Chipley H.S.

SINGLE-GAME CAREER HIGHS

Solo Tackles: 1, at Western Illinois, 10-16-2021, and at Missouri State, 9-24-2021
 Assisted Tackles: 1, vs. Indiana State, 10-29-2022
 Total Tackles: 1, three times (last: vs. Indiana State, 10-29-2022)
 Tackles for Loss: 1.0, at Western Illinois, 10-16-2021
 Sacks: 1.0, at Western Illinois, 10-16-2021



97-REECE WINKELMAN
6-4, 245, Sr.
Marshall, Minnesota • Marshall H.S.

SINGLE-GAME CAREER HIGHS

Solo Tackles: 6, vs. Delaware, 5-8-2021
 Assisted Tackles: 3, five times (last: at North Dakota State, 10-15-2022)
 Total Tackles: 8, vs. Delaware 5-8-2021
 Tackles for Loss: 3.5, vs. Delaware, 5-8-2021
 Sacks: 2.5, vs. Delaware, 5-8-2021
 Forced Fumbles: 1, three times (last: at North Dakota, 10-22-2022)
 Fumble Recoveries: 1, at Indiana State, 10-19-2019, and at Western Illinois, 10-16-2021
 Pass Breakups: 1, seven times (last: at Northern Iowa, 11-5-2022)
 Blocked Kicks: 1, vs. Holy Cross, 4-24-2021, and vs. Delaware, 5-8-2021

CAREER HIGHS — DEFENSE

DEFENSIVE TACKLES



93-MAX BALOUN

6-5, 270, Jr.

Redfield, South Dakota • Redfield H.S.

SINGLE-GAME CAREER HIGHS

Solo Tackles: 1, three times (last: at Northern Iowa, 11-5-2022)

Assisted Tackles: 1, at North Dakota State, 10-15-2022, and vs. Indiana State, 10-29-2022

Total Tackles: 1, four times (last: vs. Indiana State, 10-29-2022)

Tackles for Loss: 1.0, at Iowa, 9-3-2022, and vs. Western Illinois, 10-1-2022

Sacks: 1.0, at Iowa, 9-3-2022, and vs. Western Illinois, 10-1-2022

Pass Breakups: 1, vs. Butler, 9-17-2022



52-JAROD DePRIEST

6-5, 270, Jr.

Trivoli, Illinois • Farmington Central H.S.

SINGLE-GAME CAREER HIGHS

Solo Tackles: 1, five times (last: at Northern Iowa, 11-5-2022)

Assisted Tackles: 3, at Indiana State, 9-25-2021

Total Tackles: 3, at Indiana State, 9-25-2021, and at Missouri State, 9-24-2022

Tackles for Loss: 1.0, four times (last: at North Dakota, 10-22-2022)

Sacks: 1.0, four times (last: at North Dakota, 10-22-2022)

Blocked Kicks: 1, vs. UC Davis, 9-10-2022



99-CALEB SANDERS

6-1, 270, Sr.

Glenwood, Iowa • Glenwood H.S.

SINGLE-GAME CAREER HIGHS

Solo Tackles: 5, at Kennesaw State, 12-8-2018

Assisted Tackles: 3, at Indiana State, 10-19-2019, and vs. Northern Iowa, 10-23-2021

Total Tackles: 5, three times (last: at Iowa, 9-3-2022)

Tackles for Loss: 3.0, at Northern Iowa, 11-5-2022

Sacks: 3.0, at Northern Iowa, 11-5-2022

Forced Fumbles: 1, vs. Southern Illinois, 10-9-2021

Fumble Recoveries: 1, at Villanova, 12-11-2021

Pass Breakups: 1, vs. Butler, 9-17-2022



98-RYAN VAN MAREL

6-4, 280, Sr.

Sheldon, Iowa • Sheldon H.S.

SINGLE-GAME CAREER HIGHS

Solo Tackles: 2, seven times (last: vs. Indiana State, 10-29-2022)

Assisted Tackles: 3, at Iowa, 9-3-2022

Total Tackles: 3, three times (last: at North Dakota State, 10-15-2022)

Tackles for Loss: 1.0, four times (last: at Missouri State, 9-24-2022)

Sacks: 1.0, at Youngstown State, 10-30-2021, and at Missouri State, 9-24-2022

Forced Fumbles: 1, vs. Southern Illinois, 10-9-2021

Blocked Kicks: 1, vs. Youngstown State, 3-13-2021

LINEBACKERS



32-ADAM BOCK

6-1, 215, Jr.

Solon, Iowa • Solon H.S.

SINGLE-GAME CAREER HIGHS

Solo Tackles: 11, at South Dakota, 11-13-2021

Assisted Tackles: 10, at Indiana State, 9-25-2021

Total Tackles: 17, vs. Southern Illinois, 10-9-2021

Tackles for Loss: 2.5, three times (last: vs. South Dakota, 10-8-2022)

Sacks: 2.0, vs. South Dakota, 10-8-2022

Forced Fumbles: 1, three times (last: at Iowa, 9-3-2022)

Fumble Recoveries: 1, at Iowa, 9-3-2022

Interceptions: 1, at Indiana State, 9-25-2021, and vs. UC Davis, 11-27-2021

Long Interception Return: 39 yards (for TD), vs. UC Davis, 11-27-2021

Pass Breakups: 2, at Colorado State, 9-3-2021

Blocked Kicks: 1, at Youngstown State, 10-30-2021

Note: Returned blocked PAT at Youngstown State for defensive extra point



9-CALEB FRANCL

6-0, 185, Jr.

Grand Island, Nebraska • Grand Island H.S.

SINGLE-GAME CAREER HIGHS

Solo Tackles: 5, vs. Northern Iowa, 10-23-2021

Assisted Tackles: 4, at Indiana State, 9-25-2021

Total Tackles: 7, vs. Northern Iowa, 10-23-2021

Tackles for Loss: 2.0, vs. Long Island, 9-7-2019

Fumble Recoveries: 1, vs. Dixie State, 10-2-2021

Interceptions: 1, at Iowa, 9-3-2022

Pass Breakups: 1, at Indiana State, 9-25-2021, and at Iowa, 9-3-2022



11-JASON FREEMAN

5-9, 200, Jr.

**Zion, Illinois • Zion-Benton Township H.S./
Olivet Nazarene University**

SINGLE-GAME CAREER HIGHS

Solo Tackles: 6, at North Dakota, 10-22-2022


Assisted Tackles: 6, vs. Indiana State, 10-29-2022

Total Tackles: 10, vs. Indiana State, 10-29-2022

Tackles for Loss: 1.0, four times (last: at Northern Iowa, 11-5-2022)

Sacks: 1.0, vs. South Dakota, 10-8-2022, and at Northern Iowa, 11-5-2022

Pass Breakups: 1, vs. UC Davis, 9-10-2022, and vs. Western Illinois, 10-1-2022



40-AARON KUSLER

6-2, 220, So.

Sioux Falls, South Dakota • Roosevelt H.S.

SINGLE-GAME CAREER HIGHS

Solo Tackles: 2, at Indiana State, 9-25-2021

Assisted Tackles: 2, vs. Lindenwood, 9-11-2021

Total Tackles: 3, vs. Lindenwood, 9-11-2021

CAREER HIGHS — DEFENSE

LINEBACKERS (cont.)



43-ADAM KUSLER

6-3, 215, Sr.

Sioux Falls, South Dakota • Roosevelt H.S.

SINGLE-GAME CAREER HIGHS

Solo Tackles: 2, vs. Dixie State, 10-2-2021, and vs. Indiana State, 10-29-2022

Assisted Tackles: 3, vs. Dixie State, 10-2-2021

Total Tackles: 5, vs. Dixie State, 10-2-2021

Tackles For Loss: 1.0, vs. Indiana State, 10-29-2022

Pass Breakups: 1, at Colorado State, 9-3-2021, and vs. Dixie State, 10-2-2021



0-DAETON McGAUGHY

6-0, 210, Jr.

Elwood, Kansas • Lafayette H.S.

SINGLE-GAME CAREER HIGHS


Solo Tackles: 5, vs. Butler, 9-17-2022

Assisted Tackles: 4, vs. Lindenwood, 9-11-2021

Total Tackles: 7, vs. Butler, 9-17-2022

Interceptions: 1, three times (last: vs. UC Davis, 9-10-2022)

Fumble Recoveries: 1, vs. Western Illinois, 10-1-2022



38-TREVOR SCOTT

5-11, 200, Fr.

Kansas City, Missouri • Platte County H.S.

SINGLE-GAME CAREER HIGHS

Solo Tackles: 2, at North Dakota State, 10-15-2022

Assisted Tackles: 1, at North Dakota State, 10-15-2022

Total Tackles: 3 at North Dakota State, 10-15-2022



30-PAYTON SHAFER

6-0, 210, Sr.

Cottage Grove, Minnesota • Park H.S.

SINGLE-GAME CAREER HIGHS

Solo Tackles: 5, at North Dakota, 10-22-2022


Assisted Tackles: 4, at Northern Iowa, 11-5-2022

Total Tackles: 6, at North Dakota, 10-22-2022

Tackles for Loss: 2.0, vs. Lindenwood, 9-11-2021

Sacks: 1.0, vs. Lindenwood, 9-11-2021

Pass Breakups: 1, vs. Western Illinois, 3-6-2021



29-GRAHAM SPALDING

6-1, 205, Jr.

Oviedo, Florida • Lake Howell H.S.

SINGLE-GAME CAREER HIGHS

Solo Tackles: 4, six times (last: vs. North Dakota, 10-22-2022)

Assisted Tackles: 8, vs. Northern Iowa, 10-23-2021

Total Tackles: 12, vs. Northern Iowa, 10-23-2021

Tackles for Loss: 2.5, vs. Northern Iowa, 10-23-2021

Sacks: 1.0, at Colorado State, 9-3-2021

Forced Fumbles: 1, at Southern Illinois, 3-20-2021

Fumble Recoveries: 1, vs. Indiana State, 10-29-2021

Interceptions: 1, vs. Lindenwood, 9-11-2021, and vs. Northern Iowa, 10-23-2021

Pass Breakups: 1, three times (last: vs. Northern Iowa, 10-23-2021)



2-ISAIAH STALBIRD

6-1, 200, Sr.

Kearney, Nebraska • Kearney H.S./Nebraska

SINGLE-GAME CAREER HIGHS

Solo Tackles: 8, at North Dakota, 10-22-2022

Assisted Tackles: 6, vs. North Dakota State, 11-6-2021

Total Tackles: 9, three times (last: at Sacramento State, 12-4-2021)

Tackles for Loss: 1.5, at Indiana State, 9-25-2021

Forced Fumbles: 1, vs. Southern Illinois, 10-9-2021, and at Montana State, 12-18-2021

Fumble Recoveries: 1, at North Dakota, 10-22-2022

Pass Breakups: 2, at North Dakota, 2-27-2021

Blocked Kicks: 1, at Northern Iowa, 2-19-2021



6-6, 205, Sr.

Waseca, Minnesota • Waseca H.S.

SINGLE-GAME CAREER HIGHS

Solo Tackles: 4, vs. Indiana State, 10-29-2022

Assisted Tackles: 2, three times (last: at Northern Iowa, 11-5-2022)

Total Tackles: 5, vs. Western Illinois, 3-6-2021, and vs. Indiana State, 10-29-2022

CORNERBACKS



26-STEVEN ARRELL

6-2, 190, So.

Brooklyn Park, Minnesota • Osseo H.S.

SINGLE-GAME CAREER HIGHS

Solo Tackles: 4, vs. Dixie State, 10-2-2021

Assisted Tackles: 3, vs. Dixie State, 10-2-2021

Total Tackles: 7, vs. Dixie State, 10-2-2021

Tackles for Loss: 1.0, three times (last: at Missouri State, 9-24-2022)

Interceptions: 1, vs. Dixie State, 10-2-2021

Pass Breakups: 1, three times (last: vs. Indiana State, 10-29-2022)

Forced Fumbles: 1, vs. Western Illinois, 10-1-2022

Fumble Recoveries: 1, vs. Butler, 9-17-2022



7-DALYS BEANUM

6-1, 185, Jr.

Omaha, Nebraska • Millard West H.S.

SINGLE-GAME CAREER HIGHS

Solo Tackles: 4, at North Dakota State, 10-15-2022

Assisted Tackles: 3, at Indiana State, 9-25-2021

Total Tackles: 4, at Iowa, 9-3-2022, and at North Dakota State, 10-15-2022

Tackles for Loss: 1.0, at Western Illinois, 10-16-2021

Forced Fumbles: 1, at Villanova, 12-11-2021

Interceptions: 3, vs. UC Davis, 11-27-2021

Interception Return Yards: 60, vs. UC Davis, 11-27-2021

Long Interception Return: 59 yards (for TD), vs. UC Davis, 11-27-2021

Pass Breakups: 1, five times (last: vs. Indiana State, 10-29-2022)

Blocked Kicks: 1, vs. South Dakota, 10-8-2022

CAREER HIGHS — DEFENSE

CORNERBACKS (cont.)



13-AYDAN DAUTERMANN

6-1, 185, R-Fr.

Hartford, Wisconsin • Slinger H.S.

SINGLE-GAME CAREER HIGHS

Solo Tackles: 2, vs. Butler, 9-17-2022

Assisted Tackles: 1, vs. Butler, 9-17-2022

Total Tackles: 3, vs. Butler, 9-17-2022

Pass Breakups: 1, three times (last: vs. Indiana State, 10-29-2022)



5-DySHAWN GALES

5-11, 190, Sr.

North Chicago, Illinois •

North Chicago Community H.S.

SINGLE-GAME CAREER HIGHS

Solo Tackles: 5, vs. Dixie State, 10-2-2021

Assisted Tackles: 4, at Colorado State, 9-3-2021, and vs. Northern Iowa, 10-23-2021

Total Tackles: 6, vs. Dixie State, 10-2-2021, and vs.

Southern Illinois, 10-9-2021


Tackles for Loss: 1.0, eight times (last: at Missouri State, 9-24-2022)

Forced Fumbles: 1, vs. Lindenwood, 9-11-2021

Interceptions: 1, five times (last: at North Dakota, 10-22-2022)

Long Interception Return: 31 yards (for TD), at North Dakota, 10-22-2022

Pass Breakups: 2, four times (last: at Western Illinois, 10-16-2021)



31-JALEN B. LEE

6-2, 180, Fr.

Wentzville, Missouri • Fort Zumwalt H.S.

SINGLE-GAME CAREER HIGHS

Solo Tackles: 2, vs. Butler, 9-17-2022

Assisted Tackles: N/A

Total Tackles: 2, vs. Butler, 9-17-2022



1-MALIK LOFTON

5-10, 190, Sr.

Minneapolis, Minnesota • Hopkins H.S.

SINGLE-GAME CAREER HIGHS

Solo Tackles: 5, at Colorado State, 9-3-2021

Assisted Tackles: 2, three times (last: vs. Western Illinois, 10-1-2022)

Total Tackles: 6, at Colorado State, 9-3-2021

Fumble Recoveries: 1, vs. Southern Illinois, 10-9-2021, and vs. North Dakota State, 11-6-2021

Long Fumble Return: 97 yards (for TD), vs. Southern Illinois, 10-9-2021

Interceptions: 1, five times (last: vs. North Dakota, 10-22-2022)

Pass Breakups: 2, vs. UC Davis, 11-27-2021

SAFETIES



23-MATTHEW DURRANCE

6-2, 195, R-Fr.

Lutz, Florida • Steinbrenner H.S.

SINGLE-GAME CAREER HIGHS

Solo Tackles: 1, six times (last: at North Dakota, 10-22-2022)

Assisted Tackles: 2, at Missouri State, 9-24-2022

Total Tackles: 3, at Missouri State, 9-24-2022

Interceptions: 1, at Missouri State, 9-24-2022



14-COLBY HUERTER

6-1, 195, So.

Katy, Texas • Tompkins H.S.

SINGLE-GAME CAREER HIGHS

Solo Tackles: 3, three times (last: at North Dakota, 10-22-2022)

Assisted Tackles: 5, vs. UC Davis, 9-10-2022

Total Tackles: 7, vs. UC Davis, 9-10-2022

Tackles for Loss: 1.0, vs. Western Illinois, 10-1-2022, and at North Dakota, 10-22-2022

Sacks: 1.0, at North Dakota, 10-22-2022

Interceptions: 1, at Missouri State, 9-24-2022, and at North Dakota State, 10-15-2022

Long Interception Return: 70 yards, at Missouri State, 9-24-2022

Pass Breakups: 1, at North Dakota State, 10-15-2022, and at Northern Iowa, 11-5-2022



3-DONTAY JOHNSON

6-1, 170, Fr.

Fort Collins, Colorado •

Colorado Early College

SINGLE-GAME CAREER HIGHS

Solo Tackles: 3, vs. UC Davis, 9-10-2022

Assisted Tackles: 1, vs. Butler, 9-17-2022

Total Tackles: 3, vs. UC Davis, 9-10-2022

Tackles for Loss: 1.0, vs. UC Davis, 9-10-2022

Pass Breakups: 1, vs. Butler, 9-17-2022



37-TUCKER LARGE

5-11, 170, R-Fr.

Sioux Falls, South Dakota • Roosevelt H.S.

SINGLE-GAME CAREER HIGHS

Solo Tackles: 4, vs. UC Davis, 9-10-2022


Assisted Tackles: 3, vs. UC Davis, 9-10-2022

Total Tackles: 7, vs. UC Davis, 9-10-2022

Pass Breakups: 1, vs. UC Davis, 9-10-2022, and at Northern Iowa, 11-5-2022

CAREER HIGHS — DEFENSE

SAFETIES (cont.)



35-CHASE NORBLADE

6-1, 185, Sr.

Papillion, Nebraska •

Papillion-La Vista South H.S.

SINGLE-GAME CAREER HIGHS

Solo Tackles: 6, vs. Western Illinois, 3-6-2021

Assisted Tackles: 3, three times (last: at North Dakota State, 4-17-2021)

Total Tackles: 6, vs. Western Illinois, 3-6-2021

Tackles for Loss: 1.0, vs. Northern Iowa, 12-7-2019, and at North Dakota, 10-22-2022

Fumble Recoveries: 1, vs. Holy Cross, 4-24-2021

Interceptions: 1, three times (last: at Northern Iowa, 11-5-2022)

Pass Breakups: 1, vs. North Dakota State, 11-6-2021



25-CALE REEDER

6-0, 180, Jr.

Yorkville, Illinois • Yorkville H.S.

SINGLE-GAME CAREER HIGHS

Solo Tackles: 7, vs. UC Davis, 11-27-2021

Assisted Tackles: 4, vs. North Dakota State, 11-6-2021

Total Tackles: 8, vs. UC Davis, 11-27-2021

Tackles for Loss: 2.0, at Villanova, 12-11-2021

Sacks, 1.0, vs. South Dakota, 12-8-2022

Interceptions: 1, three times (last: at Northern Iowa, 11-5-2022)

Pass Breakups: 1, seven times