



# SOUTH DAKOTA STATE UNIVERSITY

## JACKRABBIT ATHLETICS NEWS RELEASE

Jackrabbit Sports Information • 2820 HPER Center • Brookings, SD 57007-1497  
 Football Contact/Assistant AD-Athletic Communications: Jason Hove E-mail: Jason.Hove@sdstate.edu  
 Office Phone: (605) 688-4623 Mobile: (605) 695-1827 Fax: (605) 688-5999  
 Facebook: www.facebook.com/jackrabbit.nation Twitter: @GoJacksSDSU Website: www.GoJacks.com

### 2022 FOOTBALL INFORMATION

# Top two teams meet for Marker

## GAME NOTES — OCT. 15

**#2/3 SOUTH DAKOTA STATE (5-1, 3-0 MVFC)**  
**at #1/1 NORTH DAKOTA STATE (5-1, 3-0 MVFC)**

**Dakota Marker Game**

**2:30 p.m. Saturday • Fargodome; Fargo, N.D.**



**HEAD COACH:** Matt Entz  
 (Wartburg, 1995)  
 • 42-5 record in four seasons at North Dakota State; 216-117-1 record in four seasons as a collegiate head coach — all at NDSU

### SERIES NOTES

- 113th Meeting (North Dakota State leads series, 63-44-5)
- SDSU has won the last two meetings, including a 27-19 victory on Nov. 6, 2021, in Brookings

### MEDIA INFORMATION

- Game will be televised on Midco Sports with the broadcast team of Tom Nieman (play-by-play) and Kurtiss Riggs (color); game also will be broadcast on ESPN+
- Pre-game radio show begins at 12:30 p.m. Central on the Jackrabbit Sports Network, which includes flagship station WNAX 570 AM-Yankton and the following affiliates:
  - KJJQ 910 AM-Brookings • KXLG 100.3 FM-Milbank • KORN 1490 AM/101.3 FM-Mitchell
  - KELO 1320 AM/KELQ 107.9 FM-Sioux Falls • KCCR 1240 AM/98.9 FM-Pierre
  - KLOH 1050 AM/94.1 FM-Pipestone, Minn. • KXLG 99.1 FM-Watertown • KWYR 93.7 FM-Winner
- Radio team of Tyler Merriam (play-by-play), Al Bahe (color), Scotty Kwas (sidelines) and Brent Bowen (pregame/postgame host) will call the action



**HEAD COACH:** John Stiegelmeier (SDSU, 1979)  
 • 190-112 record in 26 seasons — all at South Dakota State  
**STARTERS RETURNING:** 14 (6 Off., 7 Def., 1 ST)

## 2022 SCHEDULE AND RESULTS

### SEPTEMBER

3	at Iowa	L, 3-7
10	UC DAVIS [Dairy Drive]	W, 24-22
17	BUTLER [Beef Bowl]	W, 45-17
24	*at Missouri State	W, 28-14

### OCTOBER

1	*WESTERN ILLINOIS	W, 34-10
8	*SOUTH DAKOTA [Showdown Series]	W, 28-3
15	*at North Dakota State	2:30 p.m.
22	*at North Dakota	3 p.m.
29	*INDIANA STATE [Hobo Day]	2 p.m.

### NOVEMBER

5	*at Northern Iowa	4 p.m.
12	*ILLINOIS STATE [Senior Day/Military Appreciation]	2 p.m.
26	FCS Playoffs begin (if qualified)	TBD

\* Missouri Valley Football Conference game  
 All times Central

## TALE OF THE TAPE — 2022 SEASON STATISTICS

NORTH DAKOTA STATE	CATEGORY	SOUTH DAKOTA STATE
36.5	Points Per Game	27.0
17.5	Points Allowed Per Game	12.2
265.8	Rushing Yardage Per Game	165.2
148.7	Rush Yardage Allowed/Game	57.2
139.2	Passing Yardage Per Game	186.5
11.4	Average Per Catch	12.3
132.8	Pass Yardage Allowed/Game	170.5
405.0	Total Offense Per Game	351.7
281.5	Total Offense Allowed/Game	227.7
19.9	Kick Return Average	16.2
11.4	Punt Return Average	2.1
5-42	Interception Returns	8-118
9-6	Fumbles-Lost	5-3
35-368	Penalties-Yards	41-308
32:04	Time of Possession/Game	34:20
35/67 (52%)	Third-Down Conversions	32/78 (41%)

## DAKOTA MARKER SCORES

2004: SDSU 24, North Dakota State 21  
(Oct. 9, 2004, at Coughlin-Alumni Stadium)

2005: North Dakota State 41, SDSU 17  
(Nov. 12, 2005, at Fargo, N.D.)

2006: North Dakota State 41, SDSU 28  
(Nov. 18, 2006, at Fargo, N.D.)

2007: SDSU 29, North Dakota State 24  
(Nov. 17, 2007, at Coughlin-Alumni Stadium)

2008: SDSU 25, North Dakota State 24  
(Nov. 22, 2008, at Fargo, N.D.)

2009: SDSU 28, North Dakota State 13  
(Oct. 17, 2009, at Coughlin-Alumni Stadium)

2010: North Dakota State 31, SDSU 24  
(Nov. 12, 2010, at Fargo, N.D.)

2011: North Dakota State 38, SDSU 14  
(Oct. 22, 2011, at Coughlin-Alumni Stadium)

2012: North Dakota State 20, SDSU 17  
(Nov. 10, 2012, at Fargo, N.D.)

2013: North Dakota State 20, SDSU 0  
(Sept. 28, 2013, at Coughlin-Alumni Stadium)

2014: North Dakota State 37, SDSU 17  
(Nov. 1, 2014, at Fargo, N.D.)

2015: North Dakota State 28, SDSU 7  
(Oct. 3, 2015, at Coughlin-Alumni Stadium)

2016: SDSU 19, North Dakota State 17  
(Oct. 15, 2016, at Fargo, N.D.)

2017: SDSU 33, North Dakota State 21  
(Nov. 4, 2017, at Dana J. Dykhouse Stadium)

2018: North Dakota State 21, SDSU 17  
(Sept. 29, 2018, at Fargo, N.D.)

2019: North Dakota State 23, SDSU 16  
(Oct. 26, 2019, at Dana J. Dykhouse Stadium)

2020-21: SDSU 27, North Dakota State 17  
(Apr. 17, 2021, at Fargo, N.D.)

2021: SDSU 27, North Dakota State 19  
(Nov. 6, 2021, at Dana J. Dykhouse Stadium)

Overall, North Dakota State leads the Dakota Marker series, 10-8

Sports Information Contact: Jason Hove

Oct. 11, 2022

**BROOKINGS, S.D.** — At least a share of the lead in the Missouri Valley Football Conference and the Dakota Marker will be on the line Saturday afternoon when South Dakota State travels to North Dakota State for a marquee matchup between Football Championship Subdivision heavyweights.

Kickoff is set for 2:30 p.m. at the Fargodome in Fargo, North Dakota, with television coverage on Midco Sports and ESPN+. Saturday's game will mark the 19th time the two programs have squared off for the Dakota Marker trophy.

SDSU enters the week on a five-game winning streak and with a 5-1 overall record. The Jackrabbits, who have maintained their national rankings of second in the Stats Perform media poll and third in the American Football Coaches Association poll throughout the 2022 season, improved to 3-0 in MVFC play with a 28-3 home victory over in-state rival South Dakota on Oct. 8.

The defending national champion Bison remain atop the FCS polls and also enter the game 5-1 overall and 3-0 in the MVFC. NDSU, whose loss came at the hands of Arizona on Sept. 17, held off Indiana State for a 31-26 road win last week.

**THE SERIES:** Saturday's game marks the 113th meeting on the gridiron between SDSU and North Dakota State. NDSU leads the overall series by a 63-44-5 count, including a 10-8 advantage in Dakota Marker games since the two programs moved to the Football Championship Subdivision in 2004.

The rivalry began in 1903 with an 85-0 NDSU victory, and the two schools were both charter members of the North Central Conference, meeting every year from 1919 through 1942 until play was interrupted by World War II. The series resumed in 1946 and the two squads have met every year since.

This year's edition of the rivalry will be the 15th consecutive game (playoffs included) in the series that both teams have been nationally ranked, and the 10th in that span in which both teams have been ranked in the top 10 of at least one of the two major FCS polls.

South Dakota State has won the last two matchups — both of which took place in the 2021 calendar year. The Jackrabbits posted a 27-17 victory at the Fargodome on April 17 during the pandemic-altered spring season, propelling them into the top seed for the FCS playoffs.

SDSU followed with a 27-19 victory at Dana J. Dykhouse Stadium in Brookings on Nov. 6, 2021, handing the Bison what would be their only loss of the fall campaign.

**JACKS PICKED SECOND IN VALLEY:** South Dakota State has been picked to finish second in the 2022 Missouri Valley Football Conference race, according to a preseason poll conducted among the league's coaches, sports information directors and a select media panel that was announced in early August.

Defending league and national champion North Dakota State earned the top spot in the poll with 446 points and 39 first-place votes, followed by the Jackrabbits with the other two first-place votes and 407 points. Missouri State (355), Southern Illinois (306) and Northern Iowa (304) rounded out the top five.

Since joining the MVFC at the start of the 2008 season, SDSU has been picked to finish second in the league standings on seven occasions and was tabbed as the favorite in 2021.

**SEASON 15 IN THE MVFC:** The 2022 season marks South Dakota State's 15th as a member of the Missouri Valley Football Conference. Since joining the league in 2008, SDSU is the only program in that span to not have a losing season in conference play.

The Jackrabbits hold a 79-34 record in MVFC games and have won six or more league games six times. SDSU earned a share of league titles in 2016 and during the 2020-21 spring season.

## 2022 SEASON HIGHS

### TEAM GAME HIGHS

**RUSHING ATTEMPTS:** 47, vs. Western Illinois, 10-1-2022  
**RUSHING YARDS:** 270, vs. Western Illinois, 10-1-2022  
**YARDS PER RUSH:** 5.7, vs. Western Illinois, 10-1-2022  
**RUSHING TOUCHDOWNS:** 3, three times (last: vs. South Dakota, 10-8-2022)  
**PASS ATTEMPTS:** 33, vs. Western Illinois, 10-1-2022  
**PASS COMPLETIONS:** 22, at Missouri State, 9-24-2022  
**YARDS PASSING:** 319, at Missouri State, 9-24-2022  
**YARDS PER PASS:** 11.0, at Missouri State, 9-24-2022  
**PASSING TOUCHDOWNS:** 4, at Missouri State, 9-24-2022  
**TOTAL PLAYS:** 80, vs. Western Illinois, 10-1-2022  
**TOTAL OFFENSE:** 475, at Missouri State, 9-24-2022  
**YARDS PER PLAY:** 7.2, at Missouri State, 9-24-2022  
**POINTS:** 45, vs. Butler, 9-17-2022  
**FIRST DOWNS:** 28, vs. Western Illinois, 10-1-2022  
**SACKS BY:** 7, vs. South Dakota, 10-8-2022  
**PENALTIES:** 12, at Iowa, 9-3-2022  
**PENALTY YARDS:** 66, at Iowa, 9-3-2022  
**TURNOVERS BY:** 3, vs. UC Davis, 9-10-2022  
**TURNOVERS FORCED:** 3, vs. Butler, 9-24-2022  
**INTERCEPTIONS:** 2, at Missouri State, 9-24-2022, and vs. South Dakota, 10-8-2022  
**FUMBLES RECOVERED:** 2, vs. Butler, 9-17-2022  
**PUNTS:** 11, at Iowa, 9-3-2022

## SDSU'S 2022 RECORD WHEN ...

Jackrabbits score first .....	4-0
Opponent scores first .....	1-1
Jackrabbits lead after one quarter.....	4-0
Opponent leads after one quarter .....	1-1
Game is tied after one quarter .....	0-0
Jackrabbits lead at halftime.....	5-0
Opponent leads at halftime .....	0-0
Game is tied at halftime.....	0-1
Jackrabbits lead after three quarters.....	4-0
Opponent leads after three quarters .....	0-1
Game is tied after three quarters .....	1-0
Game is decided in overtime.....	0-0
Jackrabbits play at home.....	4-0
SDSU plays on the the road .....	1-1
Neutral-site contest .....	0-0
Jackrabbits commit fewer turnovers than opponent ..	2-1
Opponent commits fewer turnovers than SDSU.....	1-0
Turnover margin is equal.....	1-0
Jackrabbits commit fewer penalties than opponent ..	2-0
Opponent commits fewer penalties than SDSU .....	3-1
Teams commit same number of penalties .....	0-0
Jackrabbits have time of possession advantage .....	5-0
Opponent has time of possession advantage .....	0-1
Game is played on artificial surface .....	5-1
Game is played on natural grass/hybrid surface .....	0-0
Game is played during the day .....	3-1
Game is played at night (6 p.m. or later kickoff) .....	2-0

**ELITE COMPANY:** South Dakota State is one of only two Football Championship Subdivision programs to reach the playoffs each of the last 10 seasons, including advancing to the national semifinals or championship game in four of the last five seasons.

Defending national champion North Dakota State holds the longest active streak with 12 consecutive trips to the playoffs.

**RANKINGS STREAK:** By being ranked second in this week's Stats Perform FCS poll, SDSU has now appeared in the top 25 of 138 consecutive media polls dating back to October 2012.

The Jackrabbits' second-place preseason showing in 2022 marked the highest in program history, surpassing a third-place preseason ranking three times (2018, 2019, 2021).

Following is a week-by-week listing of South Dakota State's national rankings:

Date	Stats Perform	AFCA
Preseason	2nd	3rd
Sept. 5/6	2nd	3rd
Sept. 12	2nd	3rd
Sept. 19	T-2nd	3rd
Sept. 26	2nd	3rd
Oct. 3	2nd	3rd
Oct. 10	2nd	3rd

**CAPTAINS:** Leading the Jackrabbit football team are seven captains, including three who hail from the state of Iowa:

- Adam Bock, Jr., linebacker, Solon, Iowa;
- Garret Greenfield, Sr., offensive lineman, Rock Valley, Iowa;
- Mark Gronowski, So., quarterback, Naperville, Illinois;
- Mason McCormick, Sr., offensive lineman, Sioux Falls;
- Caleb Sanders., Sr., defensive tackle, Glenwood, Iowa;
- Reece Winkelman, Grad., defensive end, Marshall, Minnesota;
- Landon Wolf, Grad., wide receiver, Tulsa, Oklahoma.

McCormick is in his second season as a captain, while all other captains are in their first seasons in the role.

**PLAYERS OF THE WEEK:** For the first time this season, two Jackrabbits received player of the week accolades from the Missouri Valley Football Conference following SDSU's 34-10 victory over Western Illinois on Oct. 1. Isaiah Davis was honored as Offensive Player of the Week and Mason McCormick earned Offensive Linemen of the Week accolades.

A junior from Joplin, Missouri, Davis rushed for a season-high 199 yards and his first two touchdowns of the season. He tallied a career-high 27 carries in the game, including all six plays of the Jackrabbits' first drive of the game, which he finished off with a 2-yard touchdown run. Davis added a 12-yard touchdown run in the fourth quarter to close out the ninth 100-yard rushing performance of his career and second this season. He also caught two passes for 16 yards in the contest.

Davis became the second Jackrabbit in as many weeks to earn the award, following quarterback Mark Gronowski on Sept. 25.

A senior from Sioux Falls, McCormick graded at 92 percent with seven finish blocks as South Dakota State racked up 458 yards of total offense. McCormick helped clear the way for the Jackrabbits to gain 270 yards on the ground and accumulate more than 41 minutes in time of possession.

**AWARD WATCH LISTS:** Three South Dakota State standouts were among the 35 players named to the preseason watch list for the 2022 Walter Payton Award, which is presented annually by Stats Perform to the top offensive player in the Football Championship Subdivision.

## PRESEASON HONORS

### PRESEASON ALL-MVFC FIRST TEAM

- Adam Bock (LB)
- Isaiah Davis (RB)
- Garret Greenfield (OL)
- Jaxon Janke (WR)
- Tucker Kraft (TE)
- Mason McCormick (OL)
- Caleb Sanders (DT)
- Reece Winkelman (DE)

### PRESEASON ALL-MVFC SECOND TEAM

- Mark Gronowski (QB)

### STATS PERFORM PRESEASON ALL-AMERICA FIRST TEAM

- Isaiah Davis (RB)
- Tucker Kraft (TE)
- Mason McCormick (OL)

### STATS PERFORM PRESEASON ALL-AMERICA SECOND TEAM

- Adam Bock (LB)
- Garret Greenfield (OL)

### STATS PERFORM PRESEASON ALL-AMERICA THIRD TEAM

- Jaxon Janke (WR)

### HERO SPORTS PRESEASON ALL-AMERICA FIRST TEAM

- Adam Bock (LB)
- Isaiah Davis (RB)
- Garret Greenfield (OL)
- Jaxon Janke (WR)
- Tucker Kraft (TE)
- Mason McCormick (OL)

### HERO SPORTS PRESEASON ALL-AMERICA THIRD TEAM

- Zach Heins (TE)
- Caleb Sanders (DT)

Representing the Jackrabbits on the initial watch list were running back Isaiah Davis, wide receiver Jaxon Janke and tight end Tucker Kraft. The watch list will be updated periodically throughout the regular season, with a national media panel selecting the award winner prior to the FCS national championship game.

Davis, a junior from Joplin, Missouri, has filled the featured back role after playing alongside two-time Walter Payton Award finalist Pierre Strong, Jr. the previous two seasons. Davis missed most of the 2021 regular season due to injury, but managed to finish second on the team with 701 rushing yards and seven touchdowns after three consecutive 100-yard games in the FCS playoffs. He averaged nearly eight yards per carry through his first two seasons in a Jackrabbit uniform.

Through the first six games this season, Davis has again been a top offensive performer for the Jackrabbits, rushing 116 times for 626 yards (5.4 ypc, 104.3 ypg) and catching 10 passes for 78 yards.

A senior from Madison, Janke posted team highs of 72 receptions and 1,165 receiving yards in 2021, while adding five touchdowns. He caught at least two passes in all 15 games last season and tallied 100-plus receiving yards in seven contests, including four in a row to close out the regular season.

Kraft emerged as another top receiving target for the Jackrabbits last season, catching 65 passes for 780 yards and six touchdowns.

A junior from Timber Lake, Kraft notched three 100-yard games and hauled in at least two receptions in all 15 games of the 2021 campaign. He was limited to one reception for seven yards before being injured in the season opener at Iowa.

Janke currently leads the team with 26 receptions, 334 receiving yards and four receiving touchdowns. He has caught a touchdown pass in each of the last four games.

On the defensive side of the ball, Jackrabbit linebacker Adam Bock was included in the 35-player watch list for the Buck Buchanan Award. A junior from Solon, Iowa, Bock was the Jackrabbits' leading tackler during the 2021 season, totaling 125 stops in starting all 15 games at middle linebacker. He also registered 9.5 tackles for loss, 2.5 sacks, intercepted two passes and forced a pair of fumbles. Bock tallied 10 or more tackles six times last season, including a career-high 17 tackles in an Oct. 9, 2021, game versus Southern Illinois.

Bock was a late addition to the Buck Buchanan Award watch list last season and tied for 11th in the balloting.

Through six games this season, Bock has tallied a team-best 50 tackles, including 4.5 tackles for loss and three sacks. In the Sept. 3 opener at Iowa, he was credited with a game-high 13 tackles and also recorded a forced fumble and fumble recovery en route to being named Missouri Valley Football Conference Co-Defensive Player of the Week.

The watch lists will be updated periodically throughout the regular season, with a national media panel selecting the award winner prior to the FCS national title game.

**MORE PRESEASON ACCOLADES:** Besides the four players named to the Payton and Buchanan award watch lists, four other Jackrabbits received preseason All-America recognition over the summer.

Two of the preseason All-America picks were offensive linemen Garret Greenfield and Mason McCormick. Both have been multi-year starters for the Jackrabbits — Greenfield at tackle and McCormick at guard — who helped pave the way for a balanced SDSU offensive attack to average 36.1 points and 441.1 yards of total offense per game during the 2021 season.

Also earning preseason accolades were defensive tackle Caleb Sanders and senior tight end Zach Heins.

A senior from Glenwood, Iowa, Sanders led the team in sacks for the second year in a row with 6.5 and tallied 13 tackles for loss among his 34 total stops.



## 2022 GAME HIGHS

### INDIVIDUAL GAME HIGHS

**RUSHING ATTEMPTS:** 27, by Isaiah Davis, vs. Western Illinois, 10-1-2022  
**RUSHING YARDS:** 199, by Isaiah Davis, vs. Western Illinois, 10-1-2022  
**RUSHING TOUCHDOWNS:** 3, by Isaiah Davis, vs. South Dakota, 10-8-2022  
**LONG RUSH:** 47 yards (for TD), by Isaiah Davis, vs. South Dakota, 10-8-2022  
**PASS ATTEMPTS:** 33, by Mark Gronowski, vs. Western Illinois, 10-1-2022  
**PASS COMPLETIONS:** 22, by Mark Gronowski, at Missouri State, 9-24-2022  
**YARDS PASSING:** 319, by Mark Gronowski, at Missouri State, 9-24-2022  
**TOUCHDOWN PASSES:** 4, by Mark Gronowski, at Missouri State, 9-24-2022  
**RECEPTIONS:** 9, by Jaxon Janke, vs. Western Illinois, 10-1-2022  
**YARDS RECEIVING:** 127, by Zach Heins, at Missouri State, 9-24-2022  
**RECEIVING TOUCHDOWNS:** 2, by Jadon Janke, at Missouri State, 9-24-2022  
**LONG RECEPTION:** 54 yards, by Canyon Bauer (from Mark Gronowski), vs. Butler, 9-17-2022  
**SACKS:** 2.0, by Adam Bock, vs. South Dakota, 10-8-2022  
**TACKLES:** 13, by Adam Bock, at Iowa, 9-3-2022  
**TACKLES FOR LOSS:** 2.5, by Adam Bock, vs. South Dakota, 10-8-2022  
**INTERCEPTIONS:** 1, by seven different players (twice by Dalys Beanum)  
**PASS BREAKUPS:** 1, 16 times by 11 different players (three times by Malik Lofton)  
**FUMBLES FORCED:** 1, by three different players (last: by Steven Arrell and Caden Johnson, vs. Western Illinois, 10-1-2022)  
**FUMBLES RECOVERED:** 1, by three different players (last: by Daeton Mcgaughy, vs. Western Illinois, 10-1-2022)  
**FIELD GOALS:** 2, by Hunter Dustman, vs. Western Illinois, 10-1-2022  
**LONG FIELD GOAL:** 44 yards, by Hunter Dustman, at Iowa, 9-3-2022  
**PUNTS:** 11, by Hunter Dustman, at Iowa, 9-3-2022  
**PUNTING AVERAGE (MIN. 3 PUNTS):** 45.7 yards (3 punts), by Hunter Dustman, at Missouri State, 9-24-2022  
**LONG PUNT:** 53 yards, by Hunter Dustman, at Missouri State, 9-24-2022  
**LONG PUNT RETURN:** 12 yards, by Landon Wolf, vs. UC Davis, 9-10-2022  
**LONG KICKOFF RETURN:** 27 yards, by Tyler Feldkamp, at Missouri State, 9-24-2022  
**BLOCKED KICKS:** 1, by Jarod DePriest, vs. UC Davis, 9-10-2022, and by Dalys Beanum, vs. South Dakota, 10-8-2022

The other half of the top returning tight end tandem in the FCS ranks, Heins hauled in 24 receptions for 250 yards in 2021. The Sioux Falls native also tallied six touchdowns.

**300 AND COUNTING:** The Sept. 24 league opener at Missouri State marked John Stiegelmeier's 300th game as head coach at South Dakota State. Since taking over the program at the start of the 1997 season, Coach Stig has led the Jackrabbits to a 190-112 overall record, including a 79-34 mark in MVFC contests.

Counting his nine seasons as a full-time assistant coach at SDSU prior to becoming head coach, Stiegelmeier has been on the sidelines (or coaching booth) for 399 Jackrabbit football games, helping lead teams to a combined 246-153 record.

**GRONOWSKI RETURNS:** The Jackrabbits welcomed quarterback Mark Gronowski back to the starting lineup in the Sept. 3 season opener at Iowa.

A sophomore from Naperville, Illinois, Gronowski helped lead SDSU to the FCS title game during the 2020-21 spring season, but sat out last fall due to an injury he suffered on the first offensive series of the championship game against Sam Houston.

Gronowski started all 10 games as a true freshman during the modified 2020-21 season and was honored as the Missouri Valley Football Conference Offensive Player of the Year, as well as the league's Freshman of the Year. He completed 57.4 percent (108-of-188) of his passes for 1,565 yards and 15 touchdowns, while adding another 577 yards (7.0 ypc) and seven touchdowns on the ground.

In addition, Gronowski finished as runner-up for the 2021 Jerry Rice Award as the top freshman in the Football Championship Subdivision.

Gronowski was honored as Missouri Valley Football Conference Offensive Player of the Week after leading the Jackrabbits to a conference-opening victory at Missouri State on Sept. 24, setting single-game career highs in completions, yards and passing touchdowns in No. 2/3 South Dakota State's 28-14 road win over the then-No. 4/6 Bears.

He completed 22-of-29 passes for 319 yards and accounted for all four Jackrabbit touchdowns through the air. Gronowski book-ended touchdowns of 3 and 40 yards to Jadon Janke, while also connecting on scoring strikes of 13 yards to Jaxon Janke and the go-ahead 21-yarder to Zach Heins early in the fourth quarter. He directed scoring drives of 70 and 84 yards in the fourth quarter that took a combined 8 minutes and 35 seconds off the clock.

**BIG-PLAY JACKS:** After being limited to only one 20-yard play in its first two games of the season — a 20-yard pass from Mark Gronowski to Jaxon Janke on the first play of the fourth quarter in the Sept. 3 season opener at Iowa — the Jackrabbit offense got on track in the Sept. 17 game against Butler, posting five plays of 20-plus yards in a 45-17 victory.

Quarterback Mark Gronowski had a hand in all five big plays, including scrambling for a 23-yard gain on the opening drive of the game and tossing a 28-yard touchdown pass to Zach Heins in the second quarter. The longest play of the night was a 54-yard catch and run by Canyon Bauer on a pass from Gronowski later in the first quarter.

SDSU added eight plays of 20 yards or more in the Sept. 24 victory at Missouri State, followed by three more Oct. 1 against Western Illinois and Oct. 8 versus South Dakota — two of which went for touchdowns against the Coyotes.

Zach Heins tallied four receptions of 20 or more yards against Missouri State, including the go-ahead 21-yard touchdown early in the fourth quarter.

Over its 15-game 2021 season, the South Dakota State offense averaged 6.9 yards per play. The Jackrabbits averaged at least 7.5 yards per play in each of their first three games, highlighted by an average of 9.3 yards per play in their Sept. 11 home opener against Lindenwood.

Conversely, SDSU limited the opposition to 5.2 yards per play, including 3.3 yards per rushing attempt.

## PLAYERS OF THE WEEK

### AT IOWA

**OFFENSE:** Landon Wolf, Gus Miller  
**DEFENSE:** Caleb Sanders  
**SPECIAL TEAMS:** Dalys Beanum  
**SCOUT OFFENSE:** Jeff Becker  
**SCOUT DEFENSE:** Logan Green  
**SCOUT SPECIAL TEAMS:** Bryce Johnson  
**EFFORT:** Caleb Franci

### vs. UC DAVIS

**OFFENSE:** Isaiah Davis, Mason McCormick  
**DEFENSE:** N/A  
**SPECIAL TEAMS:** Hunter Dustman  
**SCOUT OFFENSE:** Isaac Krael  
**SCOUT DEFENSE:** Bryce Johnson  
**SCOUT SPECIAL TEAMS:** Rhett Foster  
**EFFORT:** Mike Morgan

### vs. BUTLER

**OFFENSE:** Mark Gronowski, Mason McCormick  
**DEFENSE:** Aaron Wolfcale-Holsten  
**SPECIAL TEAMS:** Steven Arrill  
**SCOUT OFFENSE:** Greyton Gannon  
**SCOUT DEFENSE:** Max Polischuk  
**SCOUT SPECIAL TEAMS:** Joe Ollman  
**EFFORT:** Dalys Beanum

### AT MISSOURI STATE

**OFFENSE:** Jadon Janke, Zach Heins  
**DEFENSE:** Defensive Line  
**SPECIAL TEAMS:** Tyler Feldkamp  
**SCOUT OFFENSE:** Jeff Becker  
**SCOUT DEFENSE:** Cullen McShane  
**SCOUT SPECIAL TEAMS:** Noah Thompson  
**EFFORT:** Isaiah Davis

### vs. WESTERN ILLINOIS

**OFFENSE:** Isaiah Davis, Mason McCormick  
**DEFENSE:** Adam Bock  
**SPECIAL TEAMS:** Kevin Brenner  
**SCOUT OFFENSE:** Daxon Lindholm  
**SCOUT DEFENSE:** Myles Taylor  
**SCOUT SPECIAL TEAMS:** Max Polischuk  
**EFFORT:** Cade Terveer

### vs. SOUTH DAKOTA

**OFFENSE:** Isaiah Davis, Garret Greenfield  
**DEFENSE:** Dalys Beanum, Cale Reeder  
**SPECIAL TEAMS:** Punt Team  
**SCOUT OFFENSE:** Dawson Rudd  
**SCOUT DEFENSE:** Jace Sifore  
**SCOUT SPECIAL TEAMS:** Daxon Lindholm  
**EFFORT:** Graham Spalding

The Jackrabbits registered 87 plays of 20 or more yards from scrimmage last season and have most of the same playmakers returning to the lineup in 2022. The longest play from scrimmage in 2021 was an 85-yard touchdown run by Pierre Strong, Jr. Oct. 9 versus Southern Illinois.

In addition, Malik Lofton returned a fumble 97 yards for a touchdown in the game against Southern Illinois. It is the longest such return on record in program history.

**STUFFING THE RUN:** For the sixth consecutive game to start the season, South Dakota State held an opponent under 100 yards rushing when it limited South Dakota to 92 yards on 36 attempts in their Oct. 8 matchup.

That performance extended the longest such streak by the Jackrabbits in the Division I era (since 2004). SDSU had held opponents to below the century mark in three consecutive games five times (2008, 2009, 2012, 2013 and 2021). The 2012 team also held the opponent under 100 yards rushing in six games overall.

The Jackrabbits currently rank third in the Football Championship Subdivision by allowing 57.5 rushing yards per game, and are second in total defense by giving up only 228 yards of total offense per contest.

**CHAIN GANG BREAKS THROUGH:** South Dakota State recorded a season-high seven sacks in its Oct. 8 victory over South Dakota. It was the most sacks in a game by a Jackrabbit squad since racking up seven against Delaware in an FCS national semifinal game on May 8, 2021.

After notching only a combined two sacks in their first three games, the Jackrabbits have tallied 14 sacks in their last three games — all against MVFC opponents. That total marks the most sacks in a three-game span since posting 16 against Southern Illinois (5), Youngstown State (3) and Indiana State (8) in October 2019.

**NEW LOWS:** South Dakota State limited South Dakota to five completions and 44 passing yards in their Oct. 8 matchup at sold-out Dana J. Dykhouse Stadium. Those were the lowest totals against a Missouri Valley Football Conference opponent since the Jackrabbits joined the league in 2008 and were the lowest against any opponent since holding Robert Morris (Pa.) to four completions and 43 passing yards in a 2015 contest.

**PICKING OFF THE COMPETITION:** After leading the FCS ranks with 21 interceptions a season ago, the Jackrabbit defense has continued to take the ball away from the opposition in the first half of the 2022 campaign. SDSU defenders have recorded at least one interception in each of their first six games, with safety Cale Reeder coming up with his team-leading second pickoff of the season and cornerback Dalys Beanum notching his first of the year.

Dating back to the start of the 2018 season, the Jackrabbits have intercepted at least one pass in 47 of their last 57 games for a total of 76 pickoffs.

A reserve cornerback, Beanum led the Jackrabbits in 2021 with four interceptions — three of which came in SDSU's opening-round playoff victory against UC Davis, the last of which he returned 59 yards for a touchdown. Beanum also notched a pick-six on his first career interception earlier in the season against Dixie State, covering 36 yards.

As a team, the Jackrabbits tied one of their longest-standing school records with six interceptions in the playoff game versus UC Davis. SDSU also intercepted six passes in a 1950 game against Augustana and in a 1952 matchup with St. Cloud State.

In all, 11 different Jackrabbits recorded at least one interception a season ago and SDSU picked off at least one pass in 12 of 15 games.

**BIG INTERCEPTION, BIG RETURN:** Sophomore safety Colby Huerter's first career interception helped keep the momentum in South Dakota State's favor in the Jacks' conference-opening matchup at Missouri State on Sept. 24.

## GAME NOTES — SOUTH DAKOTA STATE at NORTH DAKOTA STATE

### SDSU CAREER RECEIVING YARDS

1. Jake Wieneke, 2014-17 .....	5,157
2. Jeff Tiefenthaler, 1983-86 .....	3,621
3. Josh Davis, 2002-05 .....	3,192
4. Dallas Goedert, 2014-17 .....	2,988
5. Cade Johnson, 2017-19 .....	2,872
6. Jason Schneider, 2011-14 .....	2,404
7. <b>Jaxon Janke, 2018-present .....</b>	<b>2,325</b>
8. JaRon Harris, 2005-08 .....	2,241
9. Rusty Lenners, 1993-96 .....	1,942
10. Aaron Rollin, 2009-12 .....	1,878

### SDSU CAREER RECEPTIONS

1. Jake Wieneke, 2014-17 .....	288
2. Josh Davis, 2002-05 .....	225
3. Dallas Goedert, 2014-17 .....	198
4. Jason Schneider, 2011-14 .....	175
5. Jeff Tiefenthaler, 1983-86 .....	173
6. Cade Johnson, 2017-19 .....	162
7. <b>Jaxon Janke, 2018-present .....</b>	<b>159</b>
8. JaRon Harris, 2005-08 .....	152
Glen Fox, 2006-09 .....	152
10. Aaron Rollin, 2009-12 .....	140

### SDSU CAREER RECEIVING TOUCHDOWNS

1. Jake Wieneke, 2014-17 .....	59
2. Jeff Tiefenthaler, 1983-86 .....	32
3. Cade Johnson, 2017-19 .....	28
4. Josh Davis, 2002-05 .....	26
5. JaRon Harris, 2005-08 .....	24
6. Dallas Goedert, 2014-17 .....	21
7. Jason Schneider, 2011-14 .....	20
8. <b>Jaxon Janke, 2018-present .....</b>	<b>19</b>
9. Rusty Lenners, 1993-96 .....	17
<b>Jadon Janke, 2018-present .....</b>	<b>17</b>

On the opening drive of the second half, Huerter stepped in front of a Jason Shelley pass deep in the red zone and his ensuing 70-yard return to the MSU 24 set up the Jackrabbits' second touchdown of the game for a 14-0 lead. Huerter's interception return — the first of his career — was the longest by an SDSU player since Winston Wright returned a pickoff 82 yards for a touchdown at South Dakota on Nov. 16, 2013.

**CONTROLLING THE CLOCK:** South Dakota State has dominated the third quarter each of the past two weeks in terms of yards and time of possession. The Jackrabbits racked up more than 12 minutes in time of possession coming out of the locker room at halftime in their two most-recent games, posting 12:51 in TOP against Western Illinois on Oct. 1 and 12:08 versus South Dakota a week later. SDSU ran 42 plays for 253 yards in the third quarters of those two games, compared to only eight plays for 23 yards by the opposition.

**HEINS HAS CAREER DAY:** Picking up some more of the slack in the absence of All-American Tucker Kraft, South Dakota State tight end Zach Heins turned in a career day against Missouri State on Sept. 24. A senior from Sioux Falls, Heins hauled in seven passes for 127 yards, setting career highs in both categories. His final reception was a 21-yarder for a touchdown that gave SDSU a 21-14 lead midway through the fourth quarter.

Four of Heins' receptions covered at least 21 yards and five of his catches resulted in first downs on the afternoon.

**ENDING AN ODD STREAK:** When Mark Gronowski threw for a career-high 319 yards Sept. 24 at Missouri State, it marked the first time in four seasons the Jackrabbits won a game with a quarterback topping 300 yards through the air.

SDSU had lost its last five games when crossing the 300-yard mark in the passing department — once each in 2019 and the 2020-21 spring season, and all three times in the fall of 2021. Prior to the Sept. 24 victory at Missouri State, the last Jackrabbit victory with a 300-yard passer was Nov. 10, 2018, at Southern Illinois, when Taryn Christian racked up 341 yards as the Jackrabbits prevailed, 57-38.

**JAXON FOR 2K:** South Dakota State wide receiver Jaxon Janke reached a career milestone in the Sept. 3 season opener at Iowa, becoming the eighth Jackrabbit to reach 2,000 career receiving yards.

A senior from Madison, Janke caught two passes for 24 yards in that contest and has gone on to catch 26 passes this season for 334 yards to up his career receiving yardage total to 2,325 yards.

In addition, Janke has upped his career receptions to 155, putting him in seventh place on the SDSU career charts.

**DAVIS, TOO:** Jackrabbit running back Isaiah Davis crossed the 2,000-yard mark in career rushing during his 199-yard performance against Western Illinois on Oct. 1. He enters the week with 2,145 yards on 307 carries — an average of 7.0 yards per attempt.

Davis, who is sixth among FCS running backs with 626 rushing yards so far this season, currently stands 454 yards away from moving into the SDSU career top 10.

**TWIN TOUCHDOWNS:** Twin brothers Jadon and Jaxon Janke each caught a touchdown pass in the Sept. 24 victory at Missouri State. It marked the second week in a row and the sixth time in their Jackrabbit careers the dynamic duo from Madison accomplished the feat.

Jadon book-ended the SDSU scoring with a 3-yard touchdown reception in the first quarter and a 40-yard catch and run in the decisive fourth quarter. Jaxon's touchdown covered 13 yards in the third quarter.

A week earlier against Butler, Jaxon's touchdown came on a 7-yard pass in the first quarter, while Jadon tallied his touchdown on a 17-yard pass play early in the second quarter.

## GAME NOTES — SOUTH DAKOTA STATE at NORTH DAKOTA STATE

### SDSU CAREER SACKS

1. Mark Dunbar, 1977-80 .....	28.0
2. Jeff Wolgamott, 1993-97 .....	27.0
3. Danny Batten, 2006-09 .....	23.0
4. Ryan Earith, 2016-19 .....	19.0
5. <b>Reece Winkelman (2018-present) .....</b>	<b>18.5</b>
6. Eric Cohen, 1978-80 .....	18.0
7. Darwin Bishop, 1985-88 .....	17.5
Jim Remme, 1990-93 .....	17.5
Eric Schroeder, 2005-08 .....	17.5
10. Zach Carter, 1994-95, 97-98 .....	16.5

**Caleb Sanders (2018-present) .....16.0**

Note: Sacks became an official statistic in 1978

### SDSU CAREER TACKLES FOR LOSS

1. Danny Batten, 2006-09 .....	52.5
2. Jeff Wolgamott, 1993-97 .....	52.0
3. Ted Ortale, 1985-88 .....	50.0
4. Zach Carter, 1994-95, 97-98 .....	38.0
5. <b>Reece Winkelman, 2018-present .....</b>	<b>35.5</b>
6. Mark Dunbar, 1977-80 .....	35.0
Eric Schroeder, 2005-08 .....	35.0
<b>Caleb Sanders (2018-present) .....</b>	<b>35.0</b>
9. Joey Abell, 2001-04 .....	33.5
10. Jason Aune, 1992, 94-96 .....	32.5

Both Jankes upped their career receiving touchdown total to 17 versus Missouri State. Jaxon has since added to his total with a 19-yard TD reception a week later against Western Illinois, followed by a 28-yard score Oct. 8 versus South Dakota.

Following are the games in which both Jankes have caught touchdown passes:

- April 24, 2021, vs. Holy Cross — Jadon (13, 45 yards in second/third quarters), Jaxon (11 yards in first quarter);
- Sept. 25, 2021, at Indiana State — Jadon (33 yards in first quarter), Jaxon (42 yards in second quarter);
- Oct. 16, 2021, at Western Illinois — Jadon (8 yards in first quarter), Jaxon (21 yards in third quarter);
- Nov. 20, 2021, vs. North Dakota — Jadon (17 yards in second quarter), Jaxon (21 yards in third quarter);
- Sept. 17, 2022, vs. Butler — Jadon (17 yards in second quarter), Jaxon (7 yards in first quarter);
- Sept. 24, 2022, at Missouri State — Jadon (3/40 yards in first/fourth quarters), Jaxon (13 yards in third quarter);

**SEEING DOUBLE:** The 2022 edition of the South Dakota State football team features three sets of twin brothers.

Returning for their senior seasons are wide receivers and Madison natives Jadon and Jaxon Janke. Jaxon Janke has been the team's leading receiver each of the past two seasons, while Jadon Janke hauled in 14 touchdown receptions during the 2021 calendar year split between the spring and traditional fall seasons.

Another pair of twins with South Dakota roots are sophomore linebackers Aaron and Adam Kusler. Aaron played in three games last season, while Adam contributed mostly on special teams and saw action in 14 of the team's 15 games.

New to the squad this season are freshmen Jason and Justin Harris from New Lenox, Illinois. Jason is listed as a wide receiver, while Justin plays running back.

**WINKELMAN, SANDERS CRACK TOP 10s:** Senior defensive linemen Reece Winkelman and Caleb Sanders were not only the top two sack artists for the Jackrabbits last season, but the Jackrabbit duo have nearly identical career numbers for sacks and tackles for loss as they both have moved into and near the SDSU career top 10 in those categories.

A defensive end from Marshall, Minnesota, Winkelman vaulted into fifth place on the Jackrabbit career sacks chart with 18.5 after registering 1.5 sacks in the home win over South Dakota on Oct. 8. He also stands fifth in career tackles for loss with 35.5. Winkelman notched a team- and career-best 6.5 sacks during the 2019 campaign and led the team with 13.5 tackles for loss in 2021. He again leads the team in sacks this season with 3.5

Sanders, a defensive tackle from Glenwood, Iowa, is part of a three-way tie for sixth place in tackles for loss (35) and stands just outside the SDSU top 10 with 16 career sacks.

**DOUBLE-DUTY DUSTMAN:** Junior Hunter Dustman has figured prominently in the Jackrabbits' special teams efforts in the early going of the 2022 season.

Dustman handled all of the kicking duties in the Sept. 3 season opener at Iowa, punting 11 times for an average of 41.5 yards (long of 52) and scoring the Jackrabbits' only points on a 44-yard field goal in the second quarter. Dustman's 11 punts mark the most by an SDSU player in the Division I era (since 2004).

For the season, Dustman is averaging 42.3 yards per punt and is 5-for-11 on field goals.

**STAFF SHAKEUP:** South Dakota State football underwent some restructuring following a successful 2021 season, with four coaches earning internal promotions and four new coaches joining the staff. The staff shakeup was the result of 2021 coordinators Jason Eck (offense) and Brian Bergstrom (co-defense) accepting head coaching positions at Idaho and Winona State, respectively.



## JACKRABBITS IN THE 2022 NCAA STATISTICS

### TEAM (top 25)

- 2nd in total defense, 228.0 yards/game
- 3rd in rushing defense, 57.5 yards/game
- 5th in first downs – defense, 70
- 5th in red-zone defense, .583
- 6th in scoring defense, 12.2
- 9th in net punting, 40.0 yards/attempt
- 9th in red-zone offense, .909
- 9th in time of possession, 34:15/game
- 10th in turnovers gained, 12
- 10th in turnover margin, +1.00/game
- 11th in passes intercepted, 8
- 11th in passing yards allowed, 170.5 yards/game
- 12th in blocked kicks, 2
- 15th in fewest tackles for loss allowed, 4.33
- 16th in team passing efficiency defense, 109.48
- 22nd in fewest turnovers lost, 6
- 23rd in fewest passes had intercepted, 3
- 25th in team sacks, 2.67/game

### INDIVIDUAL (top 40)

#### ADAM BOCK

- 32nd in solo tackles, 5.0/game

#### MARK GRONOWSKI

- 18th in points responsible for, 84
- 26th in points responsible for per game, 14.0
- 27th in passing touchdowns, 10
- 40th in passing yards, 1,119

#### ISAIAH DAVIS

- 6th in rushing yards, 626
- 14th in rushing yards per game, 104.3
- 24th in all-purpose yards, 117.33/game
- 32nd in rushing touchdowns, 5

#### HUNTER DUSTMAN

- 25th in punting, 42.3 yards/attempt

#### JAXON JANKE

- 25th in receiving touchdowns, 4

#### CALE REEDER

- 26th in interceptions per game, 0.4

Zach Lujan takes over as the Jackrabbits' offensive coordinator, while continuing to coach the team's quarterbacks. A former SDSU quarterback himself from 2014-16, Lujan began his coaching career in 2018 as running backs coach before moving over to mentor the quarterbacks a year later.

Also on offense, Ryan Olson has moved from coaching the Jackrabbit tight ends to offensive line coach, and has added the title of run game coordinator. Olson joined the SDSU coaching staff prior to the start of the 2020-21 spring season and previously coached the offensive line at Bemidji State from 2017-19.

On the defensive side of the ball, Jimmy Rogers has been named the team's sole defensive coordinator after splitting duties with Bergstrom the past three seasons. Rogers will continue to coach the squad's linebackers and also holds the title of assistant head coach. Another former Jackrabbit player, Rogers is the longest-tenured assistant coach on staff as he enters his 10th season this fall.

In addition, defensive line coach Christian Smith has added defensive run game coordinator to his duties. Smith has coached at SDSU since 2017.

Two of the new coaches are former Jackrabbit football players — Josh Davis as passing game coordinator and wide receivers coach and Jesse Bobbit as safeties coach and recruiting coordinator. Also joining the coaching staff were Chris Meyers as tight ends coach and Mark Kubacki as assistant defensive line coach.

Davis previously served as wide receivers coach at SDSU from 2009-15, when he mentored five players currently in the Jackrabbits' top 10 for career receptions. He spent the past six years at Northwestern College (Iowa), where he was offensive coordinator and quarterbacks coach for a perennial top-10 NAIA program that reached the national championship game in spring 2021.

A standout receiver himself for the Jackrabbits from 2002-05, Davis ended his career as the Jackrabbits' all-time leader in receptions (225) and ranked second in both career receiving yards (3,192) and touchdowns (26). While those marks no longer stand as record, Davis continues to hold the SDSU single-game receptions mark with 16.

Bobbit, who played linebacker at SDSU from 2013-16, began his collegiate coaching career as a graduate assistant at SDSU in 2019. He moved on to Washington State, where he was a defensive graduate assistant and quality control coach for two years. He worked with the linebackers for a Cougar team that earned a Sun Bowl berth in 2021.

Meyers most recently served as an offensive line graduate assistant at Oklahoma State, where he worked with a unit that cleared the way for 2019 NCAA rushing champion Chuba Hubbard. The 2021 Oklahoma State team played in the Big 12 Football Championship and closed a 12-2 season with a win in the Fiesta Bowl.

Kubacki, who joined the staff in July, brings a decade of collegiate coaching experience to SDSU. He spent the last five seasons at St. Olaf College in Northfield, Minnesota, following a five-year stint at St. Thomas, where he coached on both sides of the ball for a program that compiled a 56-8 record at the NCAA Division III level.

**JACKS IN THE PROS:** In preparation for the 2022 season, 10 former South Dakota State standouts were members of National Football League teams, continuing the Jackrabbits' long tradition of developing players into pro prospects.

Headlining the list is tight end Dallas Goedert of the Philadelphia Eagles. After being drafted in the second round of the 2018 NFL Draft, Goedert has gone on to record 217 receptions for 2,630 yards and 17 touchdowns in five seasons.

Goedert set a career high with 830 receiving yards on 56 catches during the 2021 season. He established career bests of 58 receptions and five touchdowns in 2019.

Linebacker Christian Rozeboom earned a Super Bowl ring with the Los Angeles Rams during the 2021 season. A member of the Rams' practice squad in 2020, Rozeboom made his NFL debut with the Kansas City Chiefs early in 2021 before returning to Los Angeles and seeing action mostly on special teams for the Rams for remainder of the regular season and postseason.

## QUICK FACTS

### SDSU INFORMATION

**LOCATION:** Brookings, S.D.  
**ENROLLMENT:** 11,331 (fall 2022)  
**COLORS:** Yellow and Blue  
**NICKNAME:** Jackrabbits  
**AFFILIATION:** NCAA Division I Football  
 Championship Subdivision  
**CONFERENCE:** Missouri Valley Football Conference  
**STADIUM:** Dana J. Dykhouse Stadium (19,340  
 capacity - AstroTurf surface)

### 2021 RECAP

**OVERALL RECORD:** 11-4  
**CONFERENCE RECORD:** 5-3 (tied for third place in  
 Missouri Valley Football Conference)  
**POSTSEASON:** Reached Football Championship  
 Subdivision national semifinals (unseeded)  
**HOME RECORD:** 5-2  
**AWAY RECORD:** 6-2  
**FINAL RANKINGS:** 4th (Stats Perform media)/5th (AFCA  
 FCS Coaches)

### TEAM INFORMATION

**LETTERMEN RETURNING:** 43      **LETTERMEN LOST:** 25  
 • Offense: 17      • Offense: 11  
 • Defense: 25      • Defense: 11  
 • Special Teams: 1      • Special Teams: 3

**STARTERS RETURNING:** 14  
 • Offense: 6 • Defense: 7 • Special Teams: 1

**OFFENSIVE STARTERS RETURNING (6):** Garret Greenfield,  
 OT; Zach Heins, TE; Jadon Janke, WR; Jaxon Janke,  
 WR; Tucker Kraft, TE; Mason McCormick, OG.  
 Note: 2020-21 starting quarterback Mark Gronowski also  
 returns after missing 2021 season due to injury

**DEFENSIVE STARTERS RETURNING (7):** Adam Bock, LB;  
 DyShawn Gales, CB; Quinton Hicks, DE; Cale Reeder,  
 S; Caleb Sanders, NT; Isaiah Stalbird, LB; Reece  
 Winkelman, DE.

**SPECIAL TEAMS STARTERS RETURNING (1):** Hunter  
 Dustman, P.

**OTHER RETURNING LETTERMEN (29):** Steven Arrell, CB;  
 Canyon Bauer, WR; Dalys Beanum, CB; Kevin  
 Brenner, DE; A.J. Coons, WR; Isaiah Davis, RB; Jarod  
 DePriest, DT; Tyler Feldkamp, WR; Caleb Franci, LB;  
 Mark Gronowski, QB (lettered in 2020-21); Keaton  
 Heide, QB; Colby Huerter, S; Amar Johnson, RB;  
 Caden Johnson, DE; Randy Keumogne, DE; Adam  
 Kusler, LB; Jalen Lee, OL; Malik Lofton, CB; Daeton  
 Mcgaughy, LB/S; Gus Miller, OL; Mike Morgan, TE;  
 Chase Norblade, S; Payton Shafer, LB; Graham  
 Spalding, LB; Davion Sterner, LB; Cade Terveer, DE;  
 Ryan Van Marel, DT; Rudy Voss, QB; Saiveon  
 Williamson, LB (lettered in 2020-21).

Rozeboom was credited with three tackles in 2021 and has registered two tackles thus far in 2022.

Also on an NFL roster in 2021 as practice squad members were cornerback Jordan Brown (Las Vegas Raiders) and Cade Johnson (Seattle Seahawks). Brown, who was originally drafted by the Cincinnati Bengals in 2019, moved on to the New Orleans Saints during the offseason, while Johnson returned to Seattle for training camp and was again assigned to the Seahawks' practice squad for the 2022 season.

For the first time since 1976, the Jackrabbits saw two players selected in the same NFL Draft. Running back Pierre Strong was a fourth-round selection by the New England Patriots, while quarterback Chris Oladokun was taken by the Pittsburgh Steelers.

Strong has played in three games and has returned two kickoffs for 48 yards. Oladokun was released during training camp by the Steelers, but was picked up by the Kansas City Chiefs and assigned to their practice squad.

Additionally, Don Gardner (Tampa Bay), Wes Genant (New Orleans), Michael Griffin II (Tennessee) and Aron Johnson (Baltimore) all received post-draft free agent offers.

In addition, wide receiver Jake Wieneke has caught on with the Montreal Alouettes of the Canadian Football League. Through his first two seasons (2019, 2021), Wieneke recorded 95 total receptions for 1,467 yards with 19 touchdowns. He was named the CFL's East Division Most Outstanding Rookie.

So far in 2022, Wieneke has caught 38 passes for 446 yards and a touchdown.

Another former Jackrabbit standout, quarterback Taryn Christion, recently retired after a brief stint playing with the Ottawa Redblacks of the CFL.

Headlining the list of Jackrabbit pro football alumni are Hall of Famer Jim Langer and the NFL's career scoring leader, Adam Vinatieri.

Langer who played football at SDSU from 1967-69 and also was an All-American in baseball, played center on every offensive down during the Miami Dolphins' perfect season in 1972. He was a first-team All-Pro four times and was selected to play in six Pro Bowl games. He played with the Dolphins from 1970-79 before returning to his home state to finish his career with the Minnesota Vikings from 1980-81. Langer passed away in September 2019.

Vinatieri capped up his playing career after becoming the NFL's all-time scoring leader in 2018 as a member of the Indianapolis Colts. Over Vinatieri's 24 seasons, his totals include NFL bests of 599-of-715 on field goal attempts, 83.8 percent, and 2,673 career points. He also ranks second in career extra points with 874. In all, Vinatieri set 15 NFL records, including 21 100-point seasons.

Several other former Jackrabbit players and coaches have had ties to the professional game, including:

- Bryan Witzmann (player from 2010-13), played for several NFL teams as an offensive lineman from 2014-20;
- Steve Heiden (player from 1995-98), former tight end for the Chargers and Browns who is currently the tight ends coach for the Arizona Cardinals;
- Reed Burckhardt (player from 2004-07), former director of pro scouting for the Minnesota Vikings and now director of player personnel for the Denver Broncos;
- Glen Fox (player from 2006-09), director of pro personnel for the Arizona Cardinals after previously serving as a pro scout for 10 years;
- Shawn Mennenga (assistant coach from 2009-10), former special teams coordinator for the Cleveland Browns and Green Bay Packers;
- Trent Baalke (assistant coach from 1991-95), general manager of the Jacksonville Jaguars and formerly the GM for the San Francisco 49ers;
- Brad Seely, longtime special teams coordinator with numerous NFL teams.

## DANA J. DYKHOUSE STADIUM RECORDS

### YEAR-BY-YEAR RECORDS

2016	6-1
2017	7-1
2018	7-0
2019	5-3
2020-21	5-0
2021	5-2
2022	4-0
<b>TOTALS</b>	<b>39-7</b>

### ATTENDANCE TOP 10

Oct. 26, 2019 • vs. North Dakota State	19,371
Oct. 8, 2022 • vs. South Dakota	19,332
Nov. 4, 2017 • vs. North Dakota State	18,130
Nov. 6, 2021 • vs. North Dakota State	18,122
Oct. 22, 2016 • vs. Youngstown State	17,730
Oct. 23, 2021 • vs. Northern Iowa	16,889
Sept. 17, 2016 • vs. Cal Poly	16,887
Sept. 17, 2022 • vs. Butler	16,414
Sept. 16, 2017 • vs. Drake	15,806
Nov. 12, 2016 • vs. South Dakota	15,345

## PRONUNCIATION GUIDE

### COACHES

John Stiegelmeier	STIG-el-mey-er
Mark Kubacki	coo-BOCK-ee
Zach Lujan	LOO-hahn

### PLAYERS

Steven Arrell	ah-RELL
Max Baloun	bah-LOON
Regan Bollweg	BOWL-wag
Evan Beerntsen	BURNT-sen
Josh Buri	BURR-eye
Michael Drotzmann	DRAHTS-man
Matthew Durrance	durr-ANTS
Caleb Franci	FRANCE-III
Graham Goering	GORE-ing
Mark Gronowski	grow-NOW-ski
Keaton Heide	HY-dee
Zach Heins	HINES
Colby Huerter	HURT-er
Jadon/Jaxon Janke	YON-kee
Randy Keumogne	cah-MOAN-yay
Isaac Kracl	CRASS-ill
Aaron/Adam Kusler	COOSE-ler
Daeton Mcgaughy	Mc-GOY
Jaden Mueller	MEW-ler
Joe Ollman	OHL-man
Max Polischuk	PAHL-ah-shook
Jace Sifore	suh-FORE-ee
Davion Sterner	DAY-vee-on
Ryan Swoger	SWOH-gurr
Cade Terveer	tur-VEER
Ryan Van Marel	van MARR-ell
Ethan Vibert	VY-bert
Saiveon Williamson	SAY-vee-on

**ACADEMIC ALL-AMERICANS:** South Dakota State University offensive lineman Wes Genant earned his fourth career selection to the CoSIDA Academic All-America Division I Football Team and defensive end Reece Winkelman also earned first-team recognition during the 2021 season.

Genant, a Parkston native, was honored on the first team with a 3.90 grade-point average as a human biology major. A multi-year starter at center, Genant also was a first-team selection in 2018 and 2020-21 after earning second-team recognition in 2017. He redshirted during the 2019 season while recovering from injury.

Winkelman, a native of Marshall, Minnesota, was selected with a 3.87 GPA as a business economics major. On the field, he was a second-team all-MVFC selection who led the team with 13.5 tackles for loss and ranked second with 5.5 sacks.

Genant is the only Jackrabbit football student-athlete to earn CoSIDA Academic All-America honors four times. SDSU has placed at least one player on the squad in 15 of the last 17 seasons, including multiple selections 13 times. Overall, SDSU football student-athletes have received Academic All-America recognition from CoSIDA 44 times since 1974.

**DANA J. DYKHOUSE STADIUM:** Jackrabbit football moved into a new home in September of 2016 with the completion of Dana J. Dykhouse Stadium.

The stadium, which was constructed in phases on the site of SDSU's previous home field, Coughlin-Alumni Stadium, seats 19,340 spectators and cost \$65 million to build.

The stadium is being funded through private gifts and long-term revenue streams, including concessions and suite, loge box and ticket sales. Bonds are financing nearly two-thirds of the project's construction, with the remaining dollars coming from private support. Lead gifts totaling \$12.5 million from former Jackrabbit football player and Sioux Falls banker Dana Dykhouse and philanthropist T. Denny Sanford were announced in October 2013.

The stadium officially opened Sept. 8, 2016, featuring a concert by country music superstars Luke Bryan, Little Big Town and Lee Brice as part of the Jacks Bash opening weekend.

The first football game was two days later, on Sept. 10, when the Jackrabbits defeated Drake, 56-28.

SDSU has gone on to post a 39-7 record at Dana J. Dykhouse Stadium during its first five-plus seasons of operation, including an 8-1 mark in FCS playoff games.

The Jackrabbits went undefeated at home in 2018 at 7-0 and again during the 2020-21 spring season with a 5-0 mark.

Dana J. Dykhouse Stadium was designed by Kansas City-based Crawford Architects, with the construction firm JE Dunn serving as the project manager at risk and Henry Carlson Company of Sioux Falls serving as general contractor.

The stadium won the 2017 Alliant Build America Award from the Associated General Contractors of America South Dakota Building Chapter.

**ATTENDANCE BOOM:** South Dakota State has drawn crowds of more than 15,000 for each of its first four home games, including greeting a sold-out crowd of 19,332 for the Oct. 8 game against South Dakota. It marked the second sellout in Dana J. Dykhouse Stadium history and also the second-largest crowd, trailing the 19,371 fans who attended the 2019 Dakota Marker game against North Dakota State — a day SDSU also hosted ESPN's College GameDay.

SDSU is averaging 16,541 fans through four home games, with regular season home games against Indiana State (Hobo Day, Oct. 29) and Illinois State (Nov. 12) remaining on the schedule.

The school record for average attendance in a season is 13,753 over seven home dates (including postseason games) in 2016, which was the first season of operation for Dana J. Dykhouse Stadium.

## GAME NOTES — SOUTH DAKOTA STATE at NORTH DAKOTA STATE

### OPENING DRIVES BY HALF

OPPONENT	1ST-O	2ND-O	1ST-D	2ND-D
Iowa	Punt	Punt	Punt	Punt
UC Davis	Punt	INT	Punt	Punt
Butler	TD	FG	TD	Punt
Missouri State	Missed FG	TD	Punt	INT
Western Illinois	TD	Punt	Punt	INT
South Dakota	Punt	TD	FG	Punt

### LONGEST DRIVES

#### By PLAYS

15 - vs. South Dakota (3Q/4Q), 15-80-8:13 (touchdown)

#### By YARDS

92 - at Missouri State (1Q), 10-92-5:43 (touchdown)

#### By TIME OF POSSESSION

8:13 - vs. South Dakota (3Q/4Q), 15-80-8:13 (touchdown)

**WORKING OVERTIME:** South Dakota State holds a 5-6 record in 11 overtime games since overtime rules were implemented in the mid-1990s. The Jackrabbits have won four of their six overtime contests in Missouri Valley Football Conference games, including posting a 2-1 record at Dana J. Dykhouse Stadium.

Following is a list of the Jackrabbits' overtime results:

SDSU 30, Nebraska-Omaha 27 [2 OT] • Oct. 17, 1998 — at Coughlin-Alumni Stadium  
 Augustana 39, SDSU 33 [3 OT] • Oct. 19, 2002 — at Sioux Falls  
 Southern Utah 23, SDSU 17 [2 OT] • Nov. 13, 2004 — at Cedar City, Utah  
 Western Illinois 29, SDSU 26 [4 OT] • Aug. 30, 2007 — at Macomb, Ill.  
 McNeese State 46, SDSU 44 [3 OT] • Oct. 4, 2008 — at Coughlin-Alumni Stadium  
 SDSU 43, Missouri State 36 [2 OT] • Oct. 29, 2011 — at Springfield, Mo.  
 SDSU 37, Northern Iowa 34 [2 OT] • Oct. 26, 2013 — at Coughlin-Alumni Stadium  
 Western Illinois 30, SDSU 24 [2 OT] • Nov. 21, 2015 — at Macomb, Ill.  
 SDSU 27, Illinois State 24 [OT] • Nov. 11, 2017 — at Dana J. Dykhouse Stadium  
 SDSU 54, Indiana State 51 [OT] • Oct. 6, 2018 — at Dana J. Dykhouse Stadium  
 Southern Illinois 42, SDSU 41 [OT] • Oct. 9, 2021 — at Dana J. Dykhouse Stadium  
 Overall, SDSU is 5-6 in overtime games

**STIG SHOW:** The John Stiegelmeier Radio Show airs Monday nights throughout the 2022 season.

The weekly, hour-long show begins at 6 p.m. Central Time and will originate in front of a live audience once again at Cubby's Sports Bar and Grill in downtown Brookings. Hosted by Tyler Merriam, the show airs along the Jackrabbit Sports Network, including flagship station WNAX 570 AM, and can be heard through the Jackrabbit app and online at GoJacks.com.

Weekly segments include interviews with Jackrabbit head coach John Stiegelmeier, student-athletes and others associated with SDSU football. Fans can submit questions through social media platforms and fans in attendance can register for weekly prizes.

**A LOOK AHEAD:** The Jackrabbits will complete their stretch of two consecutive games in the Peace Garden State with a trip farther up Interstate 29 to Grand Forks for a matchup against North Dakota on Oct. 22. Kickoff is set for 3 p.m. at the Alerus Center.

Next SDSU home game is Oct. 29, when the Jackrabbits are slated to host Indiana State on Hobo Day.



## #9/12 SDSU 27, #2/2 NORTH DAKOTA STATE 19

Nov. 6, 2021 • Dana J. Dykhouse Stadium (Att.: 18,122)

South Dakota State scored on three long touchdown drives in the first half and held off second-ranked North Dakota State for a 27-19 victory Nov. 6 to retain the Dakota Marker before a crowd of 18,122 at Dana J. Dykhouse Stadium.

The Jackrabbits, ranked ninth in the Stats Perform media poll and 10th by the Football Championship Subdivision coaches, improved to 7-2 overall and remained in contention in the Missouri Valley Football Conference race with a 4-2 mark. NDSU suffered its first loss of the season, falling to 8-1 overall and 5-1 in league play.

Two plays and 16 seconds into the game, Walter Payton Award candidate Pierre Strong, Jr. broke around right end for a 75-yard touchdown run, setting the tone for a Jackrabbit squad that had lost its previous two home games.

NDSU knotted the game at 7-all midway through the opening quarter on a 22-yard touchdown pass from Cam Miller to Josh Babicz that capped a five-play, 54-yard drive.

The Jackrabbits took the lead for good on the ensuing drive, assembling a 12-play, 75-yard march that was finished off by a 1-yard touchdown run by Strong, his 14th of the season, with 18 seconds remaining in the opening quarter.

SDSU upped its lead to 24-7 with a pair of scores over a two-plus-minute span late in the second quarter. With the aid of a pair of NDSU personal foul penalties, the Jackrabbits strung together their longest scoring drive of the season in terms of plays and time of possession with a 16-play, 80-yard trek that chewed up more than nine minutes following an interception by Chase Norblade. Facing fourth-and-1 from the NDSU 11, the Jackrabbits dug deep into the playbook, directly snapping the ball through the legs of quarterback Chris Oladokun to Strong, who lofted a pass over the defense to tight end Tucker Kraft down the left seam in the end zone for a touchdown.

After forcing a punt on the next NDSU drive, the Jackrabbits gained 52 yards on seven plays to set up a 32-yard field goal by Cole Frahm on the final play of the first half.

Frahm opened the second-half scoring with a 45-yard field goal midway through the third period for what proved to be the final Jackrabbit points of the afternoon.

NDSU put together its best drive of the day later in the third quarter, drawing to within 27-14 on a 14-yard touchdown pass from Miller to RaJa Nelson. That finished off a 12-play, 75-yard drive for the Bison.

The Bison had a chance to further trim the deficit as the clocked ticked under six minutes to go, but turned the ball over on downs deep in the red zone. Despite having first and goal from the SDSU 2, the Bison came up empty after three straight rushing plays resulted in the loss of one yard and a pass to the end zone on fourth down fell incomplete.

Pinned deep in their own territory, the Jackrabbits gave up a safety out of punting formation and NDSU followed with a 33-yard field goal by Jake Reinholz with 1:09 to play after the free kick.

The Jackrabbits' Cale Reeder recovered NDSU's attempt at an onside kick and SDSU took a pair of kneel-downs to run out the clock.

Strong finished the game with 156 yards on a career-high 23 carries in topping the century mark for the seventh time in nine games this season. Oladokun completed 13-of-22 passes for 157 yards, with Jaxon Janke tallying 118 yards on six catches and Kraft adding five receptions for 42 yards.



South Dakota State retained the Dakota Marker with a 27-19 victory over North Dakota State, marking the Jackrabbits' fourth win in the series in the last six seasons.

Total offense was nearly even as NDSU finished with a slight edge, 365-349. Miller completed 15-of-23 passes for 218 yards and also was the leading rusher for the Bison with 59 yards on 13 carries. Christian Watson was on the receiving end of three passes for 82 yards.

Adam Bock registered a game-high 13 tackles, including 2.5 tackles for loss and a sack, for SDSU. Isaiah Stalbird added nine tackles and Reeder was credited with a career-high seven stops from his safety position.

SCORE BY QUARTERS	1	2	3	4	FINAL
North Dakota State (8-1, 5-1)	7	0	7	5	19
South Dakota State (7-2, 4-2)	14	10	3	0	27

### SCORING SUMMARY

1st	14:44	SDSU	- Pierre Strong, Jr. 75 yd run (Cole Frahm kick)
1st	6:20	NDSU	- Josh Babicz 22 yd pass from Cam Miller (Jake Reinholz kick)
1st	00:18	SDSU	- Strong 1 yd run (Frahm kick)
2nd	2:17	SDSU	- Tucker Kraft 11 yd pass from Strong (Frahm kick)
2nd	00:00	SDSU	- Frahm 32 yd field goal
3rd	7:35	SDSU	- Frahm 45 yd field goal
3rd	00:42	NDSU	- RaJa Nelson 14 yd pass from Miller (Reinholz kick)
4th	4:21	NDSU	- Team Safety (Dawson Weber)
4th	1:09	NDSU	- Jake Reinholz 33 yd field goal

### TEAM STATISTICS

	NDSU	SDSU
FIRST DOWNS	20	16
RUSHES-YARDS (NET)	36-147	40-181
PASSING YDS (NET)	218	168
Passes Att-Comp-Int	23-15-1	23-14-0
TOTAL OFFENSE PLAYS-YARDS	59-365	63-349
Fumble Returns-Yards	0-0	0-0
Punt Returns-Yards	0-0	1-5
Kickoff Returns-Yards	2-46	0-0
Interception Returns-Yards	0-0	1-15
Punts (Number-Avg)	3-37.0	2-34.0
Fumbles-Lost	2-1	0-0
Penalties-Yards	9-75	5-52
Possession Time	29:55	30:05
Third-Down Conversions	5 of 10	7 of 15
Fourth-Down Conversions	0 of 1	1 of 3
Red-Zone Scores-Chances	2-3	3-3
Sacks By: Number-Yards	1-8	1-2

**RUSHING LEADERS:** NDSU - Cam Miller 13-59; TaMerick Williams 12-54; Dominic Gonnella 6-33. SDSU - Pierre Strong, Jr. 123-156; Chris Oladokun 9-19; Rudy Voss 2-7. **PASSING LEADERS:** NDSU - Cam Miller 15-23-1 218. SDSU - Chris Oladokun 13-22-0 157; Pierre Strong, Jr. 1-1-0 11. **RECEIVING LEADERS:** NDSU - Christian Watson 3-82; Phoenix Sproles 3-29; Zach Mathis 2-30. SDSU - Jaxon Janke 6-118; Tucker Kraft 5-42. **INTERCEPTIONS:** NDSU - none. SDSU - Chase Norblade 1-15. **SACKS:** NDSU - Eli Mostaert 1.0-8. SDSU - Adam Bock 1.0-2. **TACKLE LEADERS (UA-A-TOT):** NDSU - Jackson Hankey 5-5-10; Michael Tuttle 5-27; Dawson Weber 4-2-6; Eli Mostaert 2-4-6. SDSU - Adam Bock 5-8-13; Isaiah Stalbird 3-6-9; Cale Reeder 3-4-7.

# DEPTH CHART vs. NORTH DAKOTA STATE

## OFFENSE

<b>LT</b>	74	GARRET GREENFIELD, 6-6, 305, Sr., Rock Valley, Iowa
	66	Brady Beck, 6-8, 305, Jr., Sioux Falls, S.D.
<b>LG</b>	60	MASON McCORMICK, 6-4, 305, Sr., Sioux Falls, S.D.
	64	Ethan Vibert, 6-4, 305, Jr., Regina, Saskatchewan
or	69	Quinten Christensen, 6-4, 275, Fr., Wessington Springs, S.D.
<b>C</b>	50	Gus Miller, 6-3, 295, So., Brookings, S.D.
	79	Jharett Bloomerader, 6-5, 290, Jr., Highmore, S.D.
<b>RG</b>	61	Evan Beerntsen, 6-4, 300, Jr., De Pere, Wis.
	62	Derrick Brown, 6-5, 310, R-Fr., Mesa, Ariz.
<b>RT</b>	78	John O'Brian, 6-5, 300, Jr., Eaton Rapids, Mich.
	76	Bo Donald, 6-6, 300, Jr., Kimball, S.D.
<b>TE</b>	87	ZACH HEINS, 6-7, 260, Sr., Sioux Falls, S.D.
	12	Regan Bollweg, 6-3, 230, R-Fr., Highmore, S.D.
<b>TE</b>	34	Mike Morgan, 6-3, 235, Sr., New Lenox, Ill.
	80	Nate Sullivan Jr., So., 6-2, 225, So., Bellevue, Neb.
<b>WR</b>	4	CANYON BAUER, 6-0, 195, Jr., Sioux Falls, S.D.
(Z-Back)	8	Tyler Feldkamp, 6-0, 195, So., Sioux Falls, S.D.
or	5	Landon Wolf, 5-10, 160, Sr., Tulsa, Okla.
<b>WR</b>	1	JADON JANKE, 6-3, 210, Sr., Madison, S.D.
(X-Back)	15	Devon Cole Jr., 5-9, 165, So., Clermont, Fla.
<b>WR</b>	10	JAXON JANKE, 6-3, 210, Sr., Madison, S.D.
(W-Back)	19	A.J. Coons, 6-4, 215, So., Solon, Iowa
<b>QB</b>	11	Mark Gronowski, 6-3, 220, So., Naperville, Ill.
	13	Keaton Heide, 6-3, 205, Sr., Wayzata, Minn.
<b>RB</b>	22	Isaiah Davis, 6-1, 220, Jr., Joplin, Mo.
	3	Amar Johnson, 5-11, 190, So., O'Fallon, Mo.

Returning starters indicated in CAPS

## DEFENSE

<b>DE</b>	97	REECE WINKELMAN, 6-4, 245, Sr., Marshall, Minn.
	53	Caden Johnson, 6-3, 235, Jr., Wahoo, Neb.
<b>NT</b>	98	Ryan Van Marel, 6-4, 280, Sr., Sheldon, Iowa
	93	Max Baloun, 6-6, 245, So., Redfield, S.D.
or	92	Brian Williams, 6-1, 290, Jr., Chipley, Fla.
<b>DT</b>	99	CALEB SANDERS, 6-1, 270, Sr., Glenwood, Iowa
	52	Jarod DePriest, 6-5, 270, Jr., Trivoli, Ill.
<b>DE</b>	94	Cade Terveer, 6-3, 250, Sr., Brandon, S.D.
	48	Quinton Hicks, 6-2, 245, Sr., Wichita, Kan.
	44	Kevin Brenner, 6-3, 240, Jr., Sliver Lake, Wis.
<b>LB</b>	11	Jason Freeman, 5-9, 220, Jr., Zion, Ill.
(Will) or	29	Graham Spalding, 6-1, 205, Jr., Oviedo, Fla.
<b>LB</b>	32	ADAM BOCK, 6-1, 215, Jr., Solon, Iowa
(Mike)	30	Payton Shafer, 6-0, 210, Sr., Cottage Grove, Minn.
or	6	Saiveon Williamson, 6-1, 205, Sr., Waseca, Minn.
<b>LB</b>	2	ISAIAH STALBIRD, 6-1, 200, Sr., Kearney, Neb.
(Sam)	0	Daeton Mcgaughy, 6-0, 210, Jr., Elwood, Kan.
	42	Davion Sterner, 6-0, 190, So., Alvord, Iowa
<b>CB</b>	1	Malik Lofton, 5-10, 190, Sr., Minneapolis, Minn.
	26	Steven Arrell, 6-2, 190, So., Brooklyn Park, Minn.
<b>FS</b>	25	CALE REEDER, 6-0, 180, Jr., Yorkville, Ill.
	37	Tucker Large, 5-11, 170, R-Fr., Sioux Falls, S.D.
<b>SS</b>	23	Matthew Durrance, 6-2, 195, R-Fr., Lutz, Fla.
	14	Colby Huerter, 6-1, 195, So., Katy, Texas
<b>RCB</b>	5	DySHAWN GALES, 5-11, 190, Jr., North Chicago, Ill.
	7	Dalys Beanum, 6-1, 185, Jr., Omaha, Neb.

## SPECIAL TEAMS

<b>PK</b>	10	Hunter Dustman, 6-3, 230, Jr., East Bethel, Minn.
	99	Jack Green, 6-3, 195, R-Fr., Rapid City, S.D.
<b>Kickoffs</b>	10	Hunter Dustman, 6-3, 230, Jr., East Bethel, Minn.
or	99	Jack Green, 6-3, 195, R-Fr., Rapid City, S.D.
<b>P</b>	10	HUNTER DUSTMAN, 6-3, 230, Jr., East Bethel, Minn.
	47	Michael Drotzmann, 6-3, 210, Jr., Yankton, S.D.
<b>Snap</b>	48	Jaden Mueller, 6-1, 205, So., Johnston, Iowa
	95	Zac Wilson, 6-3, 235, Jr., Chipley, Fla.
<b>Holder</b>	13	Keaton Heide, 6-3, 205, Sr., Wayzata, Minn.
	47	Michael Drotzmann, 6-3, 210, Jr., Yankton, S.D.
<b>KOR</b>	8	Tyler Feldkamp, 6-0, 195, So., Sioux Falls, S.D.
	1	Jadon Janke, 6-3, 210, Sr., Madison, S.D.
<b>KOR</b>	4	Canyon Bauer, 6-0, 195, Jr., Sioux Falls, S.D.
	15	Devon Cole Jr., 5-9, 165, So., Clermont, Fla.
<b>PR</b>	1	Jadon Janke, 6-3, 210, Sr., Madison, S.D.
or	8	Tyler Feldkamp, 6-0, 195, So., Sioux Falls, S.D.

## COACHING STAFF

Head Coach: John Stiegelmeier [F]  
 Assistant Head Coach/Defensive Coordinator/Linebackers: Jimmy Rogers [B]  
 Offensive Coordinator/Quarterbacks: Josh Lujan [B]  
 Special Teams Coordinator/Cornerbacks: Rob Erickson [B]  
 Passing Game Coordinator/Wide Receivers: Josh Davis [F]  
 Run Game Coordinator/Offensive Line: Ryan Olson [F]

Defensive Run Game Coordinator/Defensive Line: Christian Smith [F]  
 Running Backs: Andre Crenshaw [F]  
 Tight Ends: Chris Meyers [B]  
 Safeties: Jesse Bobbit [F]  
 Assistant Defensive Line: Mark Kubacki [B]  
 Graduate Assistants/Quality Control: Chuck Case, Evan Traxler, Sean Hupke



# South Dakota State University JACKRABBITS

## 2022 Football Roster

No.	NAME	Pos	Ht	Wt	Yr	HOMETOWN	No.	NAME	Pos	Ht	Wt	Yr	HOMETOWN
0	Daeton Mcgaughy	LB	6-0	210	Jr.	Elwood, Kan.	47	Michael Drotzmann	P	6-3	210	Jr.	Yankton, S.D.
1	Jadon Janke	WR	6-3	210	*Sr.	Madison, S.D.	47	Kytan Fyfe	LB	6-2	195	Fr.	Grand Island, Neb.
1	Malik Lofton	CB	5-10	190	Sr.	Minneapolis, Minn.	48	Quinton Hicks	DE	6-3	245	*Sr.	Wichita, Kan.
2	Isaiah Stalbird	S/LB	6-1	200	*Sr.	Kearney, Neb.	48	Jaden Mueller	LS	6-1	205	So.	Johnston, Iowa
2	Rudy Voss	QB	6-3	210	So.	Lakefield, Minn.	49	Bryce Johnson	LB	6-3	200	Fr.	Parker, Colo.
3	Amar Johnson	RB	5-11	190	So.	O'Fallon, Mo.	50	Noah Jessup	DE	6-5	225	R-Fr.	Franklin, Wis.
3	Dontay Johnson	S	6-1	170	Fr.	Fort Collins, Colo.	50	Gus Miller	OL	6-3	295	So.	Brookings, S.D.
4	Canyon Bauer	WR	6-0	195	Jr.	Sioux Falls, S.D.	51	Logan Green	DT	6-3	270	Fr.	Northboro, Iowa
5	DyShawn Gales	CB	5-11	190	*Sr.	North Chicago, Ill.	52	Jarod DePriest	DT	6-5	270	Jr.	Trivoli, Ill.
5	Landon Wolf	WR	5-10	160	Grad.	Tulsa, Okla.	53	Caden Johnson	DE	6-3	235	Jr.	Wahoo, Neb.
6	Saiveon Williamson	LB	6-1	205	*Sr.	Waseca, Minn.	54	Jalen Lee	OL	6-2	305	So.	Robbins, Ill.
7	Dalys Beanum	CB	6-1	185	Jr.	Omaha, Neb.	55	Aaron Wolfcale-Holsten	DT	6-2	285	R-Fr.	Gilbert, Ariz.
7	Chase Mason	QB	6-4	225	R-Fr.	Hurley, S.D.	57	Levi Vanden Bos	DE	6-3	225	R-Fr.	Rock Valley, Iowa
8	Tyler Feldkamp	WR	6-0	195	So.	Sioux Falls, S.D.	58	Aidan Murphy	DE	6-4	230	Fr.	Magna, Utah
9	Caleb Franci	LB	6-0	185	Jr.	Grand Island, Neb.	59	Grant Conaway	DT	6-3	270	Jr.	Huntington Beach, Calif.
9	Jeff Becker	QB	6-0	205	Fr.	Fort Wayne, Ind.	60	Mason McCormick	OL	6-4	305	*Sr.	Sioux Falls, S.D.
10	Hunter Dustman	K/P	6-3	230	Jr.	East Bethel, Minn.	61	Evan Beertsen	OL	6-4	300	Jr.	De Pere, Wis.
10	Jaxon Janke	WR	6-3	210	*Sr.	Madison, S.D.	62	Derrick Brown	OL	6-5	310	R-Fr.	Mesa, Ariz.
11	Jason Freeman	LB	5-9	200	Jr.	Zion, Ill.	64	Ethan Vibert	OL	6-4	305	Jr.	Regina, Saskatchewan
11	Mark Gronowski	QB	6-3	220	So.	Naperville, Ill.	66	Brady Beck	OL	6-8	305	Jr.	Sioux Falls, S.D.
12	Regan Bollweg	TE	6-3	230	R-Fr.	Highmore, S.D.	67	Brennan Leines	OL	6-2	320	Fr.	Wagner, S.D.
13	Aydan Dautermann	CB	6-1	185	R-Fr.	Hartford, Wis.	69	Quinten Christensen	OL	6-4	275	Fr.	Wessington Springs, S.D.
13	Keaton Heide	QB	6-3	205	*Sr.	Wayzata, Minn.	70	Colby Christensen	OL	6-8	280	So.	West Des Moines, Iowa
14	Colby Huertler	S	6-1	195	So.	Katy, Texas	71	J.T. Gulbraa	OL	6-4	290	Fr.	Wallace, S.D.
15	Devon Cole Jr.	WR	5-9	165	So.	Clermont, Fla.	74	Garret Greenfield	OL	6-6	305	*Sr.	Rock Valley, Iowa
15	Timothy Croskey	CB	6-0	170	R-Fr.	Buckeye, Ariz.	75	Dawson Rudd	OL	6-5	260	Fr.	Claremore, Okla.
16	Jon Bell	QB	6-3	190	R-Fr.	Naperville, Ill.	76	Bo Donald	OL	6-6	300	Jr.	Kimball, S.D.
17	Abe Hoskins III	CB	6-2	185	So.	Omaha, Neb.	77	Michael Reed	OL	6-3	325	R-Fr.	Sparta, Wis.
18	Graham Goering	WR	6-2	190	R-Fr.	Iowa City, Iowa	78	John O'Brian	OL	6-5	300	Jr.	Eaton Rapids, Mich.
19	A.J. Coons	WR	6-4	215	So.	Solon, Iowa	79	Jhareth Bloomerader	OL	6-5	290	Jr.	Highmore, S.D.
19	Max Polischuk	S	6-1	190	Fr.	Regina, Saskatchewan	80	Nate Sullivan Jr.	TE	6-2	225	So.	Bellevue, Neb.
20	Myles Taylor	CB	6-1	180	R-Fr.	Gilbert, Ariz.	81	Rhett Foster	WR	6-3	185	Fr.	Smithville, Mo.
21	Angel Johnson	RB	5-10	185	R-Fr.	Irene, S.D.	82	Jason Harris	WR	6-0	210	Fr.	New Lenox, Ill.
22	Isaiah Davis	RB	6-1	220	Jr.	Joplin, Mo.	83	David Alpers	TE	6-6	225	Fr.	Sioux Falls, S.D.
23	Matthew Durrance	S	6-2	195	R-Fr.	Lutz, Fla.	84	Daxon Lindholm	WR	5-10	160	R-Fr.	Glendale, Ariz.
24	Derrick Johnson	RB	6-0	200	Fr.	Austin, Texas	85	Tucker Kraft	TE	6-5	255	Jr.	Timber Lake, S.D.
25	Cale Reeder	S	6-0	180	Jr.	Yorkville, Ill.	86	Patrick Hoffmann	WR	6-1	200	So.	Naperville, Ill.
26	Steven Arrell	CB	6-2	190	So.	Brooklyn Park, Minn.	87	Zach Heins	TE	6-7	260	*Sr.	Sioux Falls, S.D.
27	Noah Thompson	S	6-1	180	Fr.	Brandon, S.D.	88	Greyton Gannon	TE	6-4	215	Fr.	Eagle, Wis.
28	Josh Buri	RB	5-11	210	R-Fr.	Stewartville, Minn.	89	Brody Gormley	TE	6-7	225	Fr.	Topeka, Kan.
29	Graham Spalding	LB	6-1	205	Jr.	Oviedo, Fla.	90	Randy Keumogne	DE	6-3	230	Jr.	Oakdale, Minn.
30	Payton Shafer	LB	6-0	210	*Sr.	Cottage Grove, Minn.	91	Hayden Muirhead	TE	6-6	230	R-Fr.	Sioux Falls, S.D.
31	Jalen B. Lee	CB	6-2	180	Fr.	Wentzville, Mo.	91	Jace Sifore	DT	6-4	265	Fr.	Howard, S.D.
32	Adam Bock	LB	6-1	215	Jr.	Solon, Iowa	92	Brian Williams	DT	6-1	290	Jr.	Chippley, Fla.
33	Justin Harris	RB	5-10	185	Fr.	New Lenox, Ill.	93	Max Baloun	DT	6-6	270	So.	Redfield, S.D.
34	Mike Morgan	TE/FB	6-3	235	*Sr.	New Lenox, Ill.	94	Cade Terveer	DE	6-3	250	*Sr.	Brandon, S.D.
34	Ryan Swoger	S	6-2	175	R-Fr.	Tucson, Ariz.	94	Luke Fenton	K/P	6-0	185	Fr.	Omaha, Neb.
35	Chase Norblade	S	6-1	185	*Sr.	Papillion, Neb.	95	Zac Wilson	DE	6-3	235	Jr.	Chippley, Fla.
36	Dane Miller	WR	6-3	180	Fr.	Hardy, Neb.	96	Zach Brummels	K	6-4	190	Fr.	Brandon, S.D.
37	Tucker Large	S	5-11	170	R-Fr.	Sioux Falls, S.D.	97	Reece Winkelman	DE	6-4	245	Sr.	Marshall, Minn.
38	Trevor Scott	LB	5-11	200	Fr.	Kansas City, Mo.	98	Ryan Van Marel	DT	6-4	280	*Sr.	Sheldon, Iowa
39	Isaac Krael	RB	5-11	180	Fr.	Crete, Neb.	99	Jack Green	K	6-3	195	R-Fr.	Rapid City, S.D.
40	Aaron Kusler	LB	6-2	220	So.	Sioux Falls, S.D.	99	Caleb Sanders	DT	6-1	270	Sr.	Glenwood, Iowa
41	Joe Ollman	LB	6-2	210	Fr.	Mequon, Wis.							
42	Davion Sterner	LB	6-0	190	So.	Alvord, Iowa							
43	Adam Kusler	LB	6-3	215	So.	Sioux Falls, S.D.							
44	Kevin Brenner	DE	6-3	240	Jr.	Silver Lake, Wis.							
45	Kaden Johnson	LB	6-2	205	Fr.	La Vista, Neb.							
46	Cullen McShane	LB	6-2	210	Fr.	Marquette, Iowa							

\*denotes student-athlete has additional year of eligibility remaining after 2021 season





# JOHN STIEGELMEIER

## Head Coach

**26th Season (190-112 record — all at SDSU)**

**Alma Mater: South Dakota State, 1979**

### FOOTBALL HONORS AND RECORDS:

- Ranks first on SDSU career football coaching victories list with 190-112 record (.629 winning percentage) in 25 seasons — passed Ralph Ginn, who compiled a 113-89-9 record in 22 seasons from 1947-68, with 41-3 victory over UW-Oshkosh on Sept. 20, 2014
- Has led teams to winning records in 21 of his 25 full seasons, including 16 of 18 at the Division I Football Championship Subdivision level
- Since moving to the Football Championship Subdivision in 2004, the Jackrabbits have a 148-79 overall record (.652 winning percentage) with three double-digit-win seasons (2017, 2018, 2021)
- His 79 victories in Missouri Valley Football Conference play rank second in league history, while his 122 overall wins since joining the league in 2008 also rank second among all-time league coaches
- 1999 North Central Conference Coach of the Year
- 2007 Great West Football Conference Coach of the Year after leading SDSU to first conference title in 44 years
- 2007 American Football Coaches Association FCS Region 5 Coach of the Year
- Liberty Mutual Coach of the Year Finalist in 2007 and 2009
- 2014 recipient of the Ralph Ginn Award for Coaching Excellence at South Dakota State University
- 2015 finalist for STATS FCS Coach of the Year Award
- 2016 Bruce Craddock Missouri Valley Football Conference Coach of the Year after leading team to first MVFC title
- 2016 AFCA FCS Region 4 Coach of the Year
- Led SDSU to share of MVFC title during the 2020-21 spring season

### PLAYOFF EXPERIENCE:

- Has led Jackrabbits to 11 FCS playoff appearances (2009, 2012, 2013, 2014, 2015, 2016, 2017, 2018, 2019, 2020-21, 2021) and has a 14-11 playoff record
- SDSU hosted playoff games in 2012, 2016, 2017, 2018, 2019, 2020-21 and 2021
- The Jackrabbits reached the FCS semifinals in 2017, 2018, 2020-21 and 2021, and the national championship game in 2020-21
- SDSU was a top-eight seed five seasons in a row (2016-20/21) and was the No. 1 seed in 2020-21
- Served as a student assistant on SDSU's lone NCAA Division II playoff-qualifying team in 1979

### OTHER NOTES:

- The Jackrabbits have compiled a 120-34 (.779) home record in Coach Stig's 26 seasons as head coach
- SDSU has a 246-153 (.617) overall record since Coach Stig joined the coaching staff as an full-time assistant in 1988 and has posted a winning record in 28 of 34 full seasons
- Served as secondary coach and recruiting coordinator from 1988-90 under Wayne Haensel
- Served as defensive coordinator from 1991-96 under Mike Daly
- Jackrabbit student-athletes have earned CoSIDA Academic All-America recognition 31 times
- SDSU received the MVFC Team Academic Award each of its first nine seasons in the league

### MILESTONE WINS:

- No. 1: SDSU 17, UC Davis 7 [first game as head coach] (Sept. 13, 1997 at Davis, Calif.)
- No. 2 [first home win and first NCC victory]: SDSU 20, St. Cloud State 16 (Oct. 11, 1997, at Brookings)
- No. 25: SDSU 34, Ferris State (Mich.) 24 (Sept. 1, 2001, at Brookings)
- No. 45 [first win over FCS opponent]: SDSU 31, Southern (La.) 24 (Sept. 25, 2004, at Baton Rouge, La.)
- No. 50: SDSU 69, Valparaiso (Ind.) 6 (Sept. 10, 2005, at Brookings)
- No. 69 [first MVFC victory]: SDSU 40, Youngstown State 7 (Sept. 6, 2008, at Brookings)
- No. 75: SDSU 25, North Dakota State 24 (Nov. 22, 2008, at Fargo, N.D.)
- No. 100: SDSU 16, Southern Illinois 12 (Nov. 3, 2012, at Carbondale, Ill.)
- No. 102 [first playoff victory]: SDSU 58, Eastern Illinois 10 (Nov. 24, 2012, at Brookings)
- No. 113 [SDSU record-tying victory]: SDSU 26, Southern Utah 6 (Sept. 13, 2014, at Cedar City, Utah)
- No. 114 [SDSU record-breaking victory]: SDSU 41, UW-Oshkosh 3 (Sept. 20, 2014, at Brookings)
- No. 125: SDSU 38, Youngstown State 8 (Oct. 17, 2015, at Youngstown, Ohio)
- No. 136 [clinch first MVFC title]: SDSU 45, Northern Iowa 24 (Nov. 19, 2016, at Cedar Falls, Iowa)
- No. 142 [100th win as FCS program]: SDSU 62, Missouri State 30 (Oct. 21, 2017, at Springfield, Mo.)
- No. 150: SDSU 90, Arkansas-Pine Bluff 6 (Sept. 15, 2018, at Brookings)
- No. 171 [clinch share of MVFC title]: SDSU 27, North Dakota State 17 (April 17, 2021, at Fargo, N.D.)
- No. 175: SDSU 42, Colorado State 23 (Sept. 3, 2021, at Fort Collins, Colo.)
- No. 188: [300th game as head coach]: SDSU 28, Missouri State 14 (Sept. 28, 2022, at Springfield, Mo.)

## COACH STIG'S YEAR-BY-YEAR RECORDS

### NORTH CENTRAL CONFERENCE

YEAR	OVERALL	CONF
1997	4-6	3-6
1998	6-5	5-4
1999	8-3	6-3
2000	6-5	4-5
2001	5-6	4-4
2002	6-4	4-4
2003	7-4	4-3
<b>TOTALS</b>	<b>42-33</b>	<b>30-29</b>

### GREAT WEST FOOTBALL CONFERENCE

YEAR	OVERALL	CONF
2004	6-5	2-3
2005	6-5	3-2
2006	7-4	3-1
2007	7-4	4-0
<b>TOTALS</b>	<b>26-18</b>	<b>12-6</b>

### MISSOURI VALLEY FOOTBALL CONF.

YEAR	OVERALL	CONF
2008	7-5	6-2
2009	8-4	7-1
2010	5-6	4-4
2011	5-6	4-4
2012	9-4	6-2
2013	9-5	5-3
2014	9-5	5-3
2015	8-4	5-3
2016	9-4	7-1
2017	11-3	6-2
2018	10-3	6-2
2019	8-5	5-3
2020-21	8-2	5-1
2021	11-4	5-3
2022	5-1	3-0
<b>TOTALS</b>	<b>122-61</b>	<b>79-34</b>
<b>OVERALL TOTALS</b>	<b>190-112</b>	<b>121-69</b>





# 32-ADAM BOCK

## 6-1, 215, Junior • Linebacker

### Solon, Iowa (Solon H.S.)

#### FOOTBALL HONORS AND HIGHLIGHTS:

- Stats Perform FCS Buck Buchanan Award Finalist (2021)
- HERO Sports FCS All-America First Team (2021)
- Stats Perform FCS All-America Second Team (2021)
- HERO Sports FCS Sophomore All-America Team (2021)
- HERO Sports FCS Freshman All-America Team (2020-21)
- All-Missouri Valley Football Conference First Team (2021)
- MVFC All-Newcomer Team (2020-21)
- MVFC Defensive Player of the Week (April 17, 2021; Sept. 3, 2022)
- MVFC All-Academic First Team (2021)
- MVFC Commissioner's Academic Excellence Award (2020-21)
- MVFC Honor Roll (2019, 2020-21, 2021)
- Team Captain (2022)
- Returned interception 39 yards for touchdown in Nov. 27, 2021 FCS playoff game versus UC Davis
- Blocked and returned PAT for defensive extra point Oct. 30, 2021 at Youngstown State

#### SDSU SINGLE-SEASON TACKLES

1. Ross Shafrath, 2012	150
2. R.C. Kilgore, 2013	134
3. Christian Rozeboom, 2016	132
4. Christian Rozeboom, 2017	127
5. <b>Adam Bock, 2021</b>	<b>125</b>
6. T.J. Lally, 2014	117
7. Chris Coauette, 2004	115
8. Christian Rozeboom, 2019	111
9. Jimmy Rogers, 2007	110
Jesse Bobbit, 2016	110

Note: Tackles not officially recognized as an NCAA statistic until 2000

#### ADAM BOCK'S CAREER STATISTICS

YEAR	G	SOLO	AST	TOTAL	TFL-Yds	SACK-Yds	PBU	INT-Yds	BK	FR-Yds	FF
2019	4	3	1	4	0-0	0-0	0	0-0	0	0-0	0
2020-21	10	36	38	74	5.5-20	2.0-15	0	0-0	0	0-0	0
2021	15	66	59	125	9.5-31	2.5-15	6	2-55	1	0-0	2
2022	6	30	20	50	4.5-16	3.0-14	0	0-0	0	1-0	1
<b>CAREER</b>	<b>35</b>	<b>135</b>	<b>118</b>	<b>253</b>	<b>19.5-67</b>	<b>7.5-44</b>	<b>6</b>	<b>2-55</b>	<b>1</b>	<b>1-0</b>	<b>3</b>

#### ADAM BOCK'S 2019 GAME-BY-GAME STATISTICS

Game	Solo	Ast	Total	TFL-Yds	Sack-Yds	Int-Yds	FF	FR
Drake	0	0	0	0-0	0-0	0-0	0	0
North Dakota St.	0	0	0	0-0	0-0	0-0	0	0
Illinois State	2	0	2	0-0	0-0	0-0	0	0
Northern Iowa	1	1	2	0-0	0-0	0-0	0	0
<b>Season Totals</b>	<b>3</b>	<b>1</b>	<b>4</b>	<b>0-0</b>	<b>0-0</b>	<b>0-0</b>	<b>0</b>	<b>0</b>

#### ADAM BOCK'S 2020-21 GAME-BY-GAME STATISTICS

Game	Solo	Ast	Total	TFL-Yds	Sack-Yds	Int-Yds	FF	FR
Northern Iowa	4	1	5	1.0-7	1.0-7	0-0	0	0
North Dakota	0	0	0	0-0	0-0	0-0	0	0
Western Illinois	3	5	8	0-0	0-0	0-0	0	0
Youngstown St.	1	1	2	0-0	0-0	0-0	0	0
Southern Illinois	2	8	10	0-0	0-0	0-0	0	0
North Dakota St.	8	5	13	2.5-4	0-0	0-0	0	0
Holy Cross	3	6	9	0-0	0-0	0-0	0	0
Southern Illinois	7	6	13	1.0-1	0-0	0-0	0	0
Delaware	4	2	6	1.0-8	1.0-8	0-0	0	0
Sam Houston	4	4	8	0-0	0-0	0-0	0	0
<b>Season Totals</b>	<b>36</b>	<b>38</b>	<b>74</b>	<b>5.5-20</b>	<b>2.0-15</b>	<b>0-0</b>	<b>0</b>	<b>0</b>

#### ADAM BOCK'S 2021 GAME-BY-GAME STATISTICS

Game	Solo	Ast	Total	TFL-Yds	Sack-Yds	Int-Yds	FF	FR
Colorado State	7	1	8	2.0-3	0-0	0-0	0	0
Lindenwood	2	1	3	0-0	0-0	0-0	0	0
Indiana State	0	10	10	0.5-0	0-0	1-16	0	0

Dixie State	2	1	3	0-0	0-0	0-0	0	0
Southern Illinois	10	7	17	0.5-2	0.5-2	0-0	1	0
Western Illinois	5	2	7	0-0	0-0	0-0	0	0
Northern Iowa	6	4	10	0-0	0-0	0-0	0	0
Youngstown St.	2	1	3	0.5-1	0-0	0-0	0	0
North Dakota St.	5	8	13	2.5-8	1.0-2	0-0	1	0
South Dakota	11	3	14	2.0-13	1.0-11	0-0	0	0
North Dakota	5	7	12	1.0-2	0-0	0-0	0	0
UC Davis	3	3	6	0-0	0-0	0-0	0	0
Sacramento St.	1	5	6	0-0	0-0	0-0	0	0
Villanova	3	4	7	0-0	0-0	0-0	0	0
Montana State	4	2	6	0.5-2	0-0	0-0	0	0
<b>Season Totals</b>	<b>66</b>	<b>59</b>	<b>125</b>	<b>9.5-31</b>	<b>2.5-15</b>	<b>1-16</b>	<b>2</b>	<b>0</b>

Note: Blocked and returned extra point for 2-point defensive conversion Oct. 30 at Youngstown State

#### ADAM BOCK'S 2022 GAME-BY-GAME STATISTICS

Game	Solo	Ast	Total	TFL-Yds	Sack-Yds	Int-Yds	FF	FR
Iowa	6	7	13	0-0	0-0	0-0	1	1
UC Davis	6	3	9	1.0-1	0-0	0-0	0	0
Butler	3	1	4	0-0	0-0	0-0	0	0
Missouri State	4	3	7	1.0-5	1.0-5	0-0	0	0
Western Illinois	8	2	10	0-0	0-0	0-0	0	0
South Dakota	3	4	7	2.5-10	2.0-9	0-0	0	0
<b>Season Totals</b>	<b>30</b>	<b>20</b>	<b>50</b>	<b>4.5-16</b>	<b>3.0-14</b>	<b>0-0</b>	<b>1</b>	<b>1</b>



## 22-ISAIAH DAVIS

6-1 220, Junior • Running Back  
Joplin, Missouri (Joplin H.S.)

### FOOTBALL HONORS AND HIGHLIGHTS:

- HERO Sports FCS Sophomore All-America Team (2021)
- HERO Sports FCS Freshman All-America Team (2020-21)
- Phil Steele Co-Spring FCS Playoff MVP (2020-21)
- All-Missouri Valley Football Conference Honorable Mention (2020-21)
- MVFC Offensive Player of the Week (Oct. 1, 2022)
- MVFC All-Newcomer Team (2020-21)
- MVFC Newcomer of the Week (March 20, 2021)
- MVFC Commissioner's Academic Excellence Award (2021)
- MVFC Honor Roll (2020-21, 2021)
- Led team in rushing yards (818) and touchdowns (10) as a true freshman during 2020-21 season
- Has topped the 100-yard mark for rushing 10 times during career — five times in FCS playoff games
- In first career start, tallied 150 yards on 22 carries and scored three touchdowns, including a 45-yard score, in regular season road win at Southern Illinois on March 20, 2021
- Tallied 305 all-purpose yards (178 rushing, 114 kickoff returns, 13 receiving) in Football Championship Subdivision national title game
- Began his collegiate career by rushing 81 times before being tackled for a loss

### ISAIAH DAVIS' CAREER STATISTICS

Year	Rush	Yds	Avg	TD	LG	Rec	Yds	TD	LG	KOR	Yds	Avg	TD	LG
2020-21	96	818	8.5	10	*85	7	107	0	36	7	228	32.6	0	50
2021	95	701	7.4	7	53	2	8	0	8	0	0	0.0	0	0
2022	116	626	5.1	5	*47	10	78	0	17	0	0	0.0	0	0
<b>Career</b>	<b>307</b>	<b>2,145</b>	<b>7.0</b>	<b>22</b>	<b>*85</b>	<b>19</b>	<b>193</b>	<b>0</b>	<b>36</b>	<b>7</b>	<b>228</b>	<b>32.6</b>	<b>0</b>	<b>50</b>

\* denotes touchdown

### ISAIAH DAVIS' 2020-21 GAME-BY-GAME STATISTICS

Game	Rush	Yds	TD	LG	Rec	Yds	TD	LG	KOR	Yds	TD	LG
Northern Iowa	1	2	0	2	1	18	0	18	0	0	0	0
North Dakota	2	6	0	6	0	0	0	0	0	0	0	0
Western Illinois	9	118	1	*40	0	0	0	0	1	28	0	28
Youngstown State	3	12	0	8	0	0	0	0	0	0	0	0
Southern Illinois	22	150	3	*45	0	0	0	0	1	36	0	36
North Dakota State	16	84	1	13	3	36	0	23	0	0	0	0
Holy Cross	10	156	1	*60	0	0	0	0	0	0	0	0
Southern Illinois	10	42	1	12	1	4	0	4	1	50	0	50
Delaware	9	70	0	36	1	36	0	36	0	0	0	0
Sam Houston	14	178	3	*85	1	13	0	13	4	114	0	40
<b>Season Totals</b>	<b>96</b>	<b>818</b>	<b>10</b>	<b>*85</b>	<b>7</b>	<b>107</b>	<b>0</b>	<b>36</b>	<b>7</b>	<b>228</b>	<b>0</b>	<b>50</b>

### ISAIAH DAVIS' 2021 GAME-BY-GAME STATISTICS

Game	Rush	Yds	TD	LG	Rec	Yds	TD	LG	PR	Yds	TD	LG
Colorado State	15	84	1	32	0	0	0	0	1	1	0	1
Lindenwood	3	41	0	24	0	0	0	0	0	0	0	0
North Dakota	9	64	0	22	0	0	0	0	0	0	0	0
UC Davis	15	217	1	53	0	0	0	0	0	0	0	0
Sacramento State	19	108	2	11	1	8	0	8	1	17	0	17
Villanova	25	174	3	32	0	0	0	0	0	0	0	0
Montana State	9	13	0	8	1	0	0	0	0	0	0	0
<b>Season Totals</b>	<b>95</b>	<b>701</b>	<b>7</b>	<b>53</b>	<b>2</b>	<b>8</b>	<b>0</b>	<b>8</b>	<b>2</b>	<b>18</b>	<b>0</b>	<b>17</b>

Note: Missed eight games due to injury

### SDSU CAREER RUSHING YARDS

1. Josh Ranek, 1997-2001	6,744
2. Zach Zenner, 2011-14	6,548
3. Pierre Strong, Jr., 2018-21	4,527
4. Kyle Minett, 2007-10	4,277
5. Anthony Watson, 2003-06	3,712
6. Dan Sonnek, 1984-87	3,304
7. Les Tuma, 1970-73	3,018
8. Cory Koenig, 2004-07	2,990
9. Brady Mengarelli, 2014-17	2,677
10. Darwin Gonnerman, 1966-68	2,598

Isaiah Davis, 2020-present .....2,145

### SDSU CAREER RUSHING TOUCHDOWNS

1. Josh Ranek, 1997-2001	62
2. Zach Zenner, 2011-14	61
3. Kyle Minett, 2007-10	47
4. Pierre Strong, Jr., 2018-21	40
5. Jerry Welch, 1951-54	34
6. Dan Sonnek, 1984-87	32
7. Scott Nedved, 1998-2002	30
8. Anthony Watson, 2003-06	29
9. Darwin Gonnerman, 1966-68	26
Taryn Christion, 2015-18	26

Isaiah Davis, 2020-present .....22

## JACKRABBITS TO WATCH

### ISAIAH DAVIS' 2022 GAME-BY-GAME STATISTICS

Game	Rush	Yds	TD	LG	Rec	Yds	TD	LG	PR	Yds	TD	LG
Iowa	18	50	0	12	5	32	0	12	0	0	0	0
UC Davis	25	112	0	13	0	0	0	0	0	0	0	0
Butler	11	74	0	14	1	17	0	17	0	0	0	0
Missouri State	20	83	0	16	1	7	0	7	0	0	0	0
Western Illinois	27	199	2	38	2	16	0	14	0	0	0	0
South Dakota	15	108	3	*47	1	6	0	6	0	0	0	0
<b>Season Totals</b>	<b>116</b>	<b>626</b>	<b>5</b>	<b>47</b>	<b>10</b>	<b>78</b>	<b>0</b>	<b>17</b>	<b>0</b>	<b>0</b>	<b>0</b>	<b>0</b>

\*Denotes touchdown



# 11-MARK GRONOWSKI

**6-3, 220, Sophomore • Quarterback**  
**Naperville, Illinois (Neuqua Valley H.S.)**

## FOOTBALL HONORS AND HIGHLIGHTS:

- Phil Steele FCS Freshman of the Year (2020-21)
- Stats Perform Jerry Rice Award Finalist/Runner-up (2020-21)
- HERO Sports FCS Freshman All-America Team (2020-21)
- Missouri Valley Football Conference Offensive Player of the Year (2020-21)
- MVFC Newcomer of the Year (2020-21)
- MVFC Freshman of the Year (2020-21)
- All-MVFC First Team (2020-21)
- Stats Perform FCS National Freshman Player of the Week (Feb. 19, 2021)
- MVFC Offensive Player of the Week (March 6, 2021; Sept. 24, 2022)
- MVFC Newcomer of the Week (Feb. 19, 2021; April 17, 2021)
- MVFC Commissioner's Academic Excellence Award (2021)
- MVFC Honor Roll (2020-21, 2021)
- Team Captain (2022)

## MARK GRONOWSKI'S CAREER STATISTICS

Year	GP	Eff.	Comp	Att	Int	Pct.	Yds	TD	LG	Rush	Yds	TD	LG
2020-21	10	150.51	108	188	3	57.4	1,565	15	*76	83	577	7	*80
2021	DNP-Injury												
2022	6	137.66	91	154	3	59.1	983	10	54	44	103	4	23
<b>Career</b>	<b>16</b>	<b>141.38</b>	<b>199</b>	<b>342</b>	<b>6</b>	<b>58.2</b>	<b>2,548</b>	<b>25</b>	<b>*76</b>	<b>127</b>	<b>680</b>	<b>11</b>	<b>*80</b>

\* denotes touchdown

## MARK GRONOWSKI'S 2020 GAME-BY-GAME STATISTICS

Game	Comp	Att	Int	Yds	TD	LG	Rush	Yds	TD	LG
^Northern Iowa	19	29	0	194	2	43	10	24	1	13
^North Dakota	16	32	2	309	2	*76	7	-5	0	5
^Western Illinois	12	19	0	178	2	*44	4	120	2	*80
^Youngstown State	12	28	1	158	1	39	9	15	1	8
^Southern Illinois	7	11	0	63	0	20	13	103	2	17
^North Dakota State	10	14	0	149	1	28	16	126	0	55
^Holy Cross	12	21	0	153	3	*45	2	15	0	9
^Southern Illinois	9	16	0	183	2	31	13	142	1	*67
^Delaware+	10	16	0	162	2	36	7	27	0	13
^Sam Houston	1	2	0	16	0	16	2	10	0	3
<b>Season Totals</b>	<b>108</b>	<b>188</b>	<b>3</b>	<b>1,565</b>	<b>15</b>	<b>*76</b>	<b>83</b>	<b>577</b>	<b>7</b>	<b>*80</b>

^ started game

+ caught 24-yard touchdown pass

## MARK GRONOWSKI'S 2022 GAME-BY-GAME STATISTICS

Game	Comp	Att	Int	Yds	TD	LG	Rush	Yds	TD	LG
^Iowa	10	26	0	87	0	20	10	-21	0	3
^UC Davis	13	21	2	110	1	17	7	9	2	7
^Butler	17	25	0	279	3	54	8	55	1	23
^Missouri State	22	29	0	319	4	*40	7	9	0	7
^Western Illinois	17	33	0	188	1	20	3	8	1	11
^South Dakota	12	20	1	136	1	*28	9	43	0	8
<b>Season Totals</b>	<b>91</b>	<b>154</b>	<b>3</b>	<b>1,119</b>	<b>10</b>	<b>54</b>	<b>44</b>	<b>103</b>	<b>4</b>	<b>23</b>





# 10-JAXON JANKE

**6-3, 210, Senior • Wide Receiver**

**Madison, South Dakota (Madison H.S.)**

## FOOTBALL HONORS AND HIGHLIGHTS:

- All-Missouri Valley Football Conference Second Team (2020-21, 2021)
- HERO Sports FCS Sophomore All-America Team (2020-21)
- HERO Sports FCS Freshman All-America First Team (2019)
- Phil Steele FCS Freshman All-America First Team (2019)
- MVFC All-Newcomer Team (2019)
- MVFC Special Teams Player of the Week (Sept. 7, 2019)
- MVFC All-Academic Honorable Mention (2020-21, 2021)
- MVFC Commissioner's Academic Excellence Award (2019, 2020-21, 2021)
- MVFC Honor Roll (2019, 2020-21, 2021)
- Led team in receptions and receiving yards in both 2020-21 (32-473) and 2021 (72-1,165)
- Has topped the 100-yard mark for receiving eight times during career, including seven times in 2021
- Has caught two touchdown passes three times in his career
- Ranks seventh in career receptions (159) and receiving yards (2,325) at SDSU, is eighth in career receiving touchdowns (19)

## JAXON JANKE'S CAREER STATISTICS

Year	Rec	Yds	Avg	TD	LG	PR	Yds	Avg	TD	LG	KOR	Yds	Avg	LG
2018	0	0	0.0	0	0	2	34	17.0	0	18	0	0	0.0	0
2019	29	353	12.2	4	38	27	289	10.7	1	*77	3	46	15.3	20
2020-21	32	473	14.8	6	*76	8	106	13.3	0	55	0	0	0.0	0
2021	72	1,165	16.2	5	55	0	0	0.0	0	0	0	0	0.0	0
2022	26	334	12.8	4	*28	1	8	8.0	0	8	0	0	0.0	0
<b>Career</b>	<b>159</b>	<b>2,325</b>	<b>14.6</b>	<b>19</b>	<b>*76</b>	<b>38</b>	<b>437</b>	<b>11.5</b>	<b>1</b>	<b>*77</b>	<b>3</b>	<b>46</b>	<b>15.3</b>	<b>20</b>

\* denotes touchdown

## JAXON JANKE'S 2018 GAME-BY-GAME STATISTICS

Game	Rec	Yds	TD	LG	PR	Yds	TD	LG	KOR	Yds	LG
Indiana State	0	0	0	0	0	0	0	0	0	0	0
Youngstown St.	0	0	0	0	0	0	0	0	0	0	0
Illinois State	0	0	0	0	2	34	0	18	0	0	0
North Dakota St.	0	0	0	0	0	0	0	0	0	0	0
<b>Season Totals</b>	<b>0</b>	<b>0</b>	<b>0</b>	<b>0</b>	<b>2</b>	<b>34</b>	<b>0</b>	<b>18</b>	<b>0</b>	<b>0</b>	<b>0</b>

## JAXON JANKE'S 2019 GAME-BY-GAME STATISTICS

Game	Rec	Yds	TD	LG	PR	Yds	TD	LG	KOR	Yds	LG
Minnesota	2	20	0	11	0	0	0	0	0	0	0
Long Island	0	0	0	0	4	111	1	*77	0	0	0
Drake	1	12	0	12	3	14	0	11	0	0	0
Southern Utah	2	52	0	28	1	3	0	3	0	0	0
Southern Illinois	3	20	2	*12	3	8	0	11	1	14	14
Youngstown St.	4	32	0	17	2	34	0	19	1	12	12
Indiana State	3	47	1	*23	2	7	0	8	0	0	0
North Dakota St.	1	7	0	7	2	10	0	7	0	0	0
Missouri State	2	21	0	13	1	4	0	4	0	0	0
Illinois State	2	61	0	38	2	21	0	11	1	20	20
Northern Iowa	4	20	1	*10	3	48	0	34	0	0	0
South Dakota	3	41	0	26	2	12	0	8	0	0	0
Northern Iowa	2	20	0	15	2	17	0	8	0	0	0
<b>Season Totals</b>	<b>29</b>	<b>353</b>	<b>4</b>	<b>38</b>	<b>27</b>	<b>289</b>	<b>1</b>	<b>*77</b>	<b>3</b>	<b>46</b>	<b>20</b>

## JAXON JANKE'S 2020-21 GAME-BY-GAME STATISTICS

Game	Rec	Yds	TD	LG	PR	Yds	TD	LG	KOR	Yds	LG
Northern Iowa	4	29	1	12	1	14	0	14	0	0	0
North Dakota	7	161	2	*76	0	0	0	0	0	0	0
Western Illinois	4	68	0	42	1	5	0	5	0	0	0
Youngstown St.	3	19	1	*8	1	3	0	3	0	0	0
Southern Illinois	2	36	0	20	0	0	0	0	0	0	0
North Dakota St.	0	0	0	0	2	17	0	16	0	0	0
Holy Cross	5	37	1	*11	2	12	0	6	0	0	0
Southern Illinois	1	24	0	24	0	0	0	0	0	0	0
Delaware	3	64	1	*30	1	55	0	55	0	0	0
Sam Houston	3	35	0	16	0	0	0	0	0	0	0
<b>Season Totals</b>	<b>32</b>	<b>473</b>	<b>6</b>	<b>*76</b>	<b>8</b>	<b>106</b>	<b>0</b>	<b>55</b>	<b>0</b>	<b>0</b>	<b>0</b>

## JACKRABBITS TO WATCH

### JAXON JANKE'S 2021 GAME-BY-GAME STATISTICS

Game	Rec	Yds	TD	LG	PR	Yds	TD	LG	KOR	Yds	LG
Colorado State	3	58	0	22	0	0	0	0	0	0	0
Lindenwood	2	64	0	55	0	0	0	0	0	0	0
Indiana State	2	47	1	42	0	0	0	0	0	0	0
Dixie State	2	48	0	39	0	0	0	0	0	0	0
Southern Illinois	3	38	0	18	0	0	0	0	0	0	0
Western Illinois	9	101	1	32	0	0	0	0	0	0	0
Northern Iowa	4	83	0	28	0	0	0	0	0	0	0
Youngstown St.	7	111	0	22	0	0	0	0	0	0	0
North Dakota St.	6	118	0	38	0	0	0	0	0	0	0
South Dakota	7	105	0	49	0	0	0	0	0	0	0
North Dakota	8	103	1	24	0	0	0	0	0	0	0
UC Davis	2	18	0	13	0	0	0	0	0	0	0
Sacramento St.	5	48	0	16	0	0	0	0	0	0	0
Villanova	6	119	2	39	0	0	0	0	0	0	0
Montana State	6	104	0	35	0	0	0	0	0	0	0
<b>Season Totals</b>	<b>72</b>	<b>1,165</b>	<b>5</b>	<b>55</b>	<b>0</b>	<b>0</b>	<b>0</b>	<b>0</b>	<b>0</b>	<b>0</b>	<b>0</b>

Note: Recorded one rushing attempt for 7 yards versus Southern Illinois

### JAXON JANKE'S 2022 GAME-BY-GAME STATISTICS

Game	Rec	Yds	TD	LG	PR	Yds	TD	LG	KOR	Yds	LG
Iowa	2	24	0	20	1	8	0	8	0	0	0
UC Davis	3	36	0	15	0	0	0	0	0	0	0
Butler	2	21	1	14	0	0	0	0	0	0	0
Missouri State	6	83	1	22	0	0	0	0	0	0	0
Western Illinois	9	94	1	19	0	0	0	0	0	0	0
South Dakota	4	76	1	*28	0	0	0	0	0	0	0
<b>Season Totals</b>	<b>26</b>	<b>334</b>	<b>4</b>	<b>*28</b>	<b>1</b>	<b>8</b>	<b>0</b>	<b>8</b>	<b>0</b>	<b>0</b>	<b>0</b>

Note: Recorded one rushing attempt for 14 yards versus Missouri State



# 85-TUCKER KRAFT

6-5, 255, Junior • Tight End

Timber Lake, South Dakota (Timber Lake H.S.)

## FOOTBALL HONORS AND HIGHLIGHTS:

- Athlon Sports FCS All-America Team (2021)
- HERO Sports FCS All-America First Team (2021)
- Stats Perform FCS All-America First Team (2021)
- Associated Press FCS All-America Second Team (2021)
- HERO Sports Sophomore All-America Team (2021)
- All-Missouri Valley Football Conference First Team (2021)
- MVFC Honor Roll (2021)

## TUCKER KRAFT'S CAREER STATISTICS

Year	Rec	Yds	Avg	TD	LG	Rush	Yds	Avg	TD	LG	KOR	Yds	Avg	LG
2020-21	7	90	12.9	0	31	1	4	4.0	0	4	1	4	4.0	4
2021	65	780	12.0	6	38	3	9	3.0	0	4	0	0	0.0	0
2022	1	7	7.0	0	7	0	0	0.0	0	0	0	0	0.0	0
<b>Career</b>	<b>73</b>	<b>877</b>	<b>12.0</b>	<b>6</b>	<b>38</b>	<b>4</b>	<b>13</b>	<b>3.3</b>	<b>0</b>	<b>4</b>	<b>1</b>	<b>4</b>	<b>4.0</b>	<b>4</b>

\* denotes touchdown

## TUCKER KRAFT'S 2020-21 GAME-BY-GAME STATISTICS

Game	Rec	Yds	TD	LG	Rush	Yds	TD	LG	KOR	Yds	LG
Northern Iowa	0	0	0	0	0	0	0	0	0	0	0
North Dakota	DNP-Injury										
Western Illinois	DNP-Injury										
Youngstown St.	DNP-Injury										
Southern Illinois	2	14	0	7	0	0	0	0	0	0	0
North Dakota St.	0	0	0	0	1	4	0	4	0	0	0
Holy Cross	2	24	0	19	0	0	0	0	1	4	4
Southern Illinois	2	33	0	31	0	0	0	0	0	0	0
Delaware	1	19	0	19	0	0	0	0	0	0	0
Sam Houston	0	0	0	0	0	0	0	0	0	0	0
<b>Season Totals</b>	<b>7</b>	<b>90</b>	<b>0</b>	<b>31</b>	<b>1</b>	<b>4</b>	<b>0</b>	<b>4</b>	<b>1</b>	<b>4</b>	<b>4</b>

Western Illinois	2	16	0	16	0	0	0	0	0	0	0
Northern Iowa	9	123	0	36	0	0	0	0	0	0	0
Youngstown St.	3	42	0	18	0	0	0	0	0	0	0
North Dakota St.	5	42	1	*11	1	4	0	4	0	0	0
South Dakota	4	21	0	6	1	2	0	2	0	0	0
North Dakota	2	32	1	*23	0	0	0	0	0	0	0
UC Davis	2	16	0	16	0	0	0	0	0	0	0
Sacramento St.	3	49	0	29	0	0	0	0	0	0	0
Villanova	3	16	0	8	0	0	0	0	0	0	0
Montana State	6	103	0	38	1	3	0	3	0	0	0
<b>Season Totals</b>	<b>65</b>	<b>780</b>	<b>6</b>	<b>38</b>	<b>3</b>	<b>9</b>	<b>0</b>	<b>4</b>	<b>0</b>	<b>0</b>	<b>0</b>

## TUCKER KRAFT'S 2022 GAME-BY-GAME STATISTICS

## TUCKER KRAFT'S 2021 GAME-BY-GAME STATISTICS

Game	Rec	Yds	TD	LG	Rush	Yds	TD	LG	KOR	Yds	LG
Colorado State	5	53	0	21	0	0	0	0	0	0	0
Lindenwood	4	38	2	*13	0	0	0	0	0	0	0
Indiana State	5	85	1	*26	0	0	0	0	0	0	0
Dixie State	2	20	0	15	0	0	0	0	0	0	0
Southern Illinois	10	124	1	27	0	0	0	0	0	0	0

Game	Rec	Yds	TD	LG	Rush	Yds	TD	LG	KOR	Yds	LG
Iowa	1	7	0	7	0	0	0	0	0	0	0
UC Davis	DNP-Injury										
Butler	DNP-Injury										
Missouri State	DNP-Injury										
Western Illinois	DNP-Injury										
South Dakota	DNP-Injury										
<b>Season Totals</b>	<b>1</b>	<b>7</b>	<b>0</b>	<b>7</b>	<b>0</b>	<b>0</b>	<b>0</b>	<b>0</b>	<b>0</b>	<b>0</b>	<b>0</b>

## FOOTBALL CHAMPIONSHIP SUBDIVISION POLLS

### STATS PERFORM FCS POLL — OCT. 10

PL.	SCHOOL	2022 RECORD	POINTS	PR
1.	<b>North Dakota State [41]</b>	<b>5-1</b>	<b>1,333</b>	<b>1</b>
2.	<b>South Dakota State [7]</b>	<b>5-1</b>	<b>1,285</b>	<b>2</b>
3.	Montana [6]	5-0	1,247	3
4.	Montana State	4-1	1,166	4
5.	Sacramento State	5-0	1,153	5
6.	Weber State	5-0	1,069	7
7.	Holy Cross	6-0	935	9
8.	Jackson State	5-0	915	8
	Incarnate Word	5-1	915	10
10.	Chattanooga	4-1	812	11
11.	William & Mary	5-1	758	16
12.	Mercer	5-1	734	12
13.	Delaware	5-1	716	6
14.	Elon	5-1	627	14
15.	Samford	5-1	613	13
16.	Southern Illinois	4-2	557	17
17.	Villanova	3-2	440	15
18.	Southeast Missouri State	5-1	414	21
19.	UT Martin	4-2	413	18
20.	<b>North Dakota</b>	<b>4-2</b>	<b>363</b>	<b>22</b>
21.	Richmond	3-2	205	23
22.	Fordham	5-1	178	NR
23.	Eastern Kentucky	3-2	171	25
24.	Austin Peay	4-2	75	NR
25.	Rhode Island	3-2	67	NR
	Southeastern Louisiana	3-3	67	19

Notes: First-place votes in brackets; opponents listed in **bold**

Others Receiving Votes: New Hampshire, 66; Idaho, 48; Furman, 41; **Missouri State, 39**; Stephen F. Austin, 31; Monmouth (N.J.), 28; **Illinois State, 15**; Campbell, 13; Eastern Washington, 11; Princeton, 8; North Carolina Central, 5; Penn, 4; Abilene Christian, 3.

### AFCA FCS COACHES' POLL — OCT. 10

PL.	SCHOOL	2022 RECORD	POINTS	PR
1.	<b>North Dakota State [24]</b>	<b>5-1</b>	<b>645</b>	<b>1</b>
2.	Montana [3]	5-0	623	2
3.	<b>South Dakota State</b>	<b>5-1</b>	<b>598</b>	<b>3</b>
4.	Montana State	5-1	552	5
5.	Sacramento State	5-0	546	4
6.	Weber State	5-0	512	7
7.	Jackson State	5-0	470	8
8.	Holy Cross	6-0	440	10
9.	Chattanooga	4-1	412	9
10.	Incarnate Word	5-1	406	11
11.	Mercer	5-1	382	12
12.	Delaware	5-1	352	6
13.	William & Mary	5-1	322	17
14.	UT Martin	4-2	302	14
15.	Samford	5-1	285	15
16.	Villanova	3-2	268	13
17.	Fordham	5-1	240	16
18.	Elon	5-1	233	18
19.	Southern Illinois	4-2	177	24
20.	Stephen F. Austin	3-3	143	22
21.	Southeast Missouri State	5-1	133	25
22.	Rhode Island	3-2	131	23
23.	Princeton	4-0	57	NR
24.	Austin Peay	4-2	34	NR
25.	Richmond	3-2	24	NR

Notes: First-place votes in brackets; opponents listed in **bold**

Top Teams Receiving Votes: Eastern Kentucky, 19; **North Dakota, 19**; North Carolina Central, 17; Penn, 16; Tarleton, 16; Furman, 15; Monmouth (N.J.), 12; New Hampshire, 9; Southeastern Louisiana, 9; Idaho, 8; Florida A&M, 6; Eastern Washington, 5; Abilene Christian, 4; Davidson, 4; **Missouri State, 2**; St. Thomas (Minn.), 1; Stetson, 1.

## MISSOURI VALLEY FOOTBALL CONFERENCE

### 2022 MVFC STANDINGS

SCHOOL	CONFERENCE	PF	PA	OVERALL	PF	PA
North Dakota State	3-0	92	57	5-1	219	105
South Dakota State	3-0	90	27	5-1	162	73
Southern Illinois	3-0	91	62	4-2	182	174
North Dakota	3-1	129	122	4-2	173	184
Northern Iowa	2-2	120	83	2-4	158	168
Illinois State	1-1	37	40	3-2	100	106
Youngstown State	0-2	44	62	2-3	124	123
Indiana State	0-2	40	51	1-4	71	170
South Dakota	0-2	20	62	1-4	65	141
Western Illinois	0-2	27	86	0-5	72	207
Missouri State	0-3	66	114	2-4	155	196

### SCHEDULE AND RESULTS

#### SATURDAY, OCT. 8

\*North Dakota State 31, Indiana State 26  
 \*Southern Illinois 38, Missouri State 21  
 \*SDSU 28, South Dakota 3  
 \*Illinois State 23, Northern Iowa 21  
 \*North Dakota 35, Youngstown State 30

#### SATURDAY, OCT. 15

\*Indiana State at Youngstown State, 1 p.m.  
 \*South Dakota at Illinois State, 2 p.m.  
 \*Western Illinois at Southern Illinois, 2 p.m.  
 \*SDSU at North Dakota State, 2:30 p.m.  
 Utah Tech at Northern Iowa, 4 p.m.  
 \*Missouri Valley Football Conference game  
 Byes: Indiana State, Missouri State, North Dakota

### 2022 PRESEASON POLL

1.	North Dakota State [39]	446
2.	<b>South Dakota State [2]</b>	<b>407</b>
3.	Missouri State	355
4.	Southern Illinois	306
5.	Northern Iowa	304
6.	South Dakota	235
7.	North Dakota	190
8.	Illinois State	178
9.	Youngstown State	132
10.	Indiana State	109
11.	Western Illinois	44





## GAME 1 RECAP

### IOWA 7, #2/3 SDSU 3

Sept. 3, 2022 • Kinnick Stadium (Att.: 69,205)

IOWA CITY, Iowa — Iowa won the battle for field position all day, turning two second-half safeties into the decisive points in a 7-3 victory over South Dakota State in the college football opener for both teams Saturday before a sellout crowd of 69,250 at Kinnick Stadium.

SDSU, ranked second in the Stats Perform Football Championship Subdivision media poll and third by the FCS coaches, seemingly played out of the shadow of its own goal line throughout the afternoon. Thanks to the punting by the Hawkeyes' Tory Taylor, six Jackrabbit drives started inside their own 10-yard line, including three inside the 5.

Compounding the Jackrabbits' field-position woes were a number of false-start penalties. Overall, SDSU was penalized 12 times for 66 yards, with Iowa flagged two times for 15 yards.

Iowa, which missed a 40-yard field goal on its second drive of the game after being given a short field after a shanked punt, put the first points on the board later in the first quarter on a 46-yard field goal by Aaron Blom.

The only drive for the Jackrabbits that started in Iowa territory resulted in their only points of the game. Linebacker Caleb Franci's interception and 17-yard return late in the second quarter set SDSU up at the Iowa 38. After picking up one first down on a 12-yard pass from Gronowski to Isaiah Davis on third-and-10, Hunter Dustman knotted the game at 3-all with a 44-yard field goal.

Defenses continued to dominate throughout the rest of the game, with neither team reaching the 200-yard mark in total offense.

Iowa grabbed the lead with a few ticks over four minutes remaining in the third quarter. Following a Taylor punt that pinned the Jackrabbits at their own 1, Jack Campbell broke through the line and tackled Davis in the end zone for the first of two safeties. Campbell led the Hawkeyes with 12 tackles.

SDSU stayed within striking distance as Adam Bock, from nearby Solon, Iowa, came away with the Jackrabbits' second takeaway of the game by ripping the ball away from Leshon Williams at the 7-yard line after the ensuing free kick. Bock posted a game-high 13 tackles.

Despite the momentary shift in momentum, the Jackrabbits couldn't get their offense on track against a stout Iowa defense, giving up their second safety late in the fourth quarter when Gronowski was sacked in the end zone by Joe Evans.

Iowa finished with a 166-120 advantage in total offense. Williams led the Hawkeyes' ground game with 72 yards on 24 carries, while Spencer Petras completed 11-of-25 passes for 109 yards. Arland Bruce paced the Iowa receivers with five catches for 68 yards.

For the Jackrabbits, Davis tallied 50 rushing yards on 18 carries and was the team's leading receiver with five catches for 32 yards. Gronowski, making his first start since being injured in the FCS national championship game in May 2021, completed 10-of-26 passes for 87 yards and was sacked four times.

Dustman also handled the punting duties for the Jackrabbits, averaging 41.5 yards on 11 attempts.



The South Dakota State defense held Iowa without a touchdown and limited the Hawkeyes to 57 rushing yards in a narrow 7-3 setback in the 2022 season opener.

SCORE BY QUARTERS	1	2	3	4	FINAL
South Dakota State (0-1)	0	3	0	0	3
Iowa (1-0)	3	0	2	2	7

#### SCORING SUMMARY

1st	1:11	IOWA	—	Aaron Blom 46 yd field goal
2nd	00:15	SDSU	—	Hunter Dustman 44 yd field goal
3rd	4:03	IOWA	—	Team safety
4th	3:58	IOWA	—	Team safety

TEAM STATISTICS	SDSU	IOWA
FIRST DOWNS	7	10
RUSHES-YARDS (NET)	31-33	36-57
PASSING YDS (NET)	87	109
Passes Att-Comp-Int	26-10-0	25-11-1
TOTAL OFFENSE PLAYS-YARDS	57-120	61-166
Punt Returns-Yards	2-8	5-17
Kickoff Returns-Yards	2-31	2-41
Interception Returns-Yards	1-17	0-0
Punts (Number-Avg)	11-41.5	10-47.9
Fumbles-Lost	2-0	2-1
Penalties-Yards	12-66	2-15
Possession Time	29:49	30:11
Third-Down Conversions	3 of 16	4 of 17
Fourth-Down Conversions	0 of 1	0 of 0
Red-Zone Scores-Chances	0-0	0-1
Sacks By: Number-Yards	2-17	4-23

**RUSHING LEADERS:** SDSU - Isaiah Davis 18-50; Amar Johnson 2-3; Rudy Voss 1-1. IOWA - Leshon Williams 24-72; Arland Bruce IV 1-11; Monte Pottebaum 1-3. **PASSING LEADERS:** SDSU - Mark Gronowski 10-26-0 87. IOWA - Spencer Petras 11-25-1 109. **RECEIVING LEADERS:** SDSU - Isaiah Davis 5-32; Jaxon Jake 2-24; Landon Wolf 1-18; Tucker Kraft 1-7; Zach Heins 1-6. **INTERCEPTIONS:** SDSU - Caleb Franci 1-17. IOWA - none. **SACKS:** SDSU - Max Baloun 1.0-12; Reece Winkelman 1.0-5. IOWA - Joe Evans 2.0-11; Logan Lee 1.5-10; Lukas Van Ness 0.5-2. **TACKLE LEADERS (UA-A-TOT):** SDSU - Adam Bock 6-7-13; Isaiah Stalbird 3-3-6; Colby Huerter 3-2-5; Caleb Sanders 2-3-5. IOWA - Jack Campbell 5-7-12; Logan Lee 2-4-6; Jestin Jacobs 1-4-5.

## #2/3 SDSU 24, #25 UC DAVIS 22

Sept. 10, 2022 • Dana J. Dykhouse Stadium (Att.: 16,182)

Mark Gronowski ran for two touchdowns and passed for another, and South Dakota State survived some anxious moments down the stretch to hold off UC Davis, 24-22, in a nonconference battle between nationally ranked teams Sept. 10 at Dana J. Dykhouse Stadium.

In winning the annual Dairy Drive game, the Jackrabbits, ranked second in the Stats Perform media poll and third by the Football Championship Subdivision coaches, evened their record at 1-1. UC Davis, which entered the game ranked 25th in the coaches' poll, dropped to 0-2.

SDSU capitalized on an interception and ensuing 31-yard return by linebacker Daeton McGaughy four minutes into the game, capping a five-play, 17-yard drive to put the first points on the board on a 1-yard run by Gronowski.

The Jackrabbits pushed their lead to 10-0 early in the second quarter on a 41-yard field goal by Hunter Dustman.

UC Davis got on the board 80 seconds after Dustman's field goal on a 68-yard touchdown pass from Miles Hastings to Lan Larison.

SDSU answered with its best drive of the young season, pushing its lead back to 10 points at 17-7 with an 11-play, 86-yard march. Isaiah Davis accounted for 33 rushing yards on the drive, while Gronowski completed passes of 15 yards to Jaxon Janke and 13 yards to Zach Heins before finishing off the drive with a 5-yard touchdown run up the middle.

Isaiah Gomez brought the Aggies to within 17-10 on a 36-yard field goal with one second remaining in the first half.

After a scoreless third period that included the Aggies clanging a 43-yard field goal attempt off the right upright, the Jackrabbits were poised to put the game away after scoring their third — and final — touchdown of the night on a broken play six minutes into the final stanza. On first and goal from the UCD 7, the snap sailed over Gronowski's head, but the sophomore signal-caller was able to retrieve the loose ball in stride at the 25 and then heaved the ball to the end zone into the arms of a diving Tyler Feldkamp for a touchdown and a 24-10 lead.

As quickly as the tide turned for the Jackrabbits on that one play, the ball began to bounce in UC Davis' favor. After forcing the Aggies to punt for the fifth time in the game, SDSU failed to salt the game away as it committed its third turnover of the night by losing a fumble at its own 46.

UC Davis quickly cashed in as Hastings hooked up with Justin Poerio for 9-yard touchdown with 3:21 remaining. The Jackrabbits' Jarod DePriest blocked the PAT attempt.

With the score remaining at 24-16, Gomez recovered his own onside kick at the UCD 47 and the Aggies capitalized with their second scoring drive in one minute and 12 seconds. A pass down the middle of the field was deflected by the intended receiver to McCallan Castles at the 1-yard line and resulted in a 25-yard touchdown with 2:03 remaining in regulation.

UC Davis' attempt at a game-tying two-point conversion was no good as Hastings rolled right, but his pass to the back corner of the end zone landed out of bounds.

This time, the Jackrabbits' DyShawn Gales recovered the onside kick and SDSU was able to run out the clock.

UC Davis finished with a 322-250 advantage in total offense despite the Jackrabbits' Isaiah Davis leading all players with 112 rushing yards while matching his career high with 25 carries. Gronowski completed 13-of-21 passes for 110 yards, but was intercepted twice. Jaxon and Jadon Janke each caught three passes for 36 and 33 yards, respectively.



Mark Gronowski scored on a pair of touchdown runs and threw for another score as the Jackrabbits held off UC Davis, 24-22, in SDSU's Sept. 10 home opener.

Hastings finished the game 26-of-43 passing for 273 and three touchdowns for UCD. The Aggies' do-everything back Ulonzo Gilliam hauled in eight receptions for 80 yards and added another 33 yards on the ground on 11 attempts.

Rex Connors was credited with a game-high 17 tackles for UC Davis, with Teddy Buchanan adding 10 tackles. For SDSU, Adam Bock led the squad in tackles for the second straight week with nine, while safeties Colby Huerter and Tucker Large each added seven stops in their first career starts.

SCORE BY QUARTERS	1	2	3	4	FINAL
UC Davis (0-2)	0	10	0	12	22
South Dakota State (1-1)	7	10	0	7	24

### SCORING SUMMARY

1st	8:45	SDSU	—	Mark Gronowski 1 yd run (Hunter Dustman kick)
2nd	10:53	SDSU	—	Dustman 41 yd field goal
2nd	9:33	UCD	—	Lan Larison 68 yd pass from Miles Hastings (Isaiah Gomez kick)
2nd	4:08	SDSU	—	Gronowski 5 yd run (Dustman kick)
2nd	00:01	UCD	—	Gomez 36 yd field goal
4th	9:04	SDSU	—	Tyler Feldkamp 7 yd pass from Gronowski (Dustman kick)
4th	3:21	UCD	—	Justin Poerio 9 yd pass from Hastings (kick blocked)
4th	2:03	UCD	—	McCallan Castles 25 yd pass from Hastings (pass failed)

TEAM STATISTICS	UCD	SDSU
FIRST DOWNS	17	18
RUSHES-YARDS (NET)	21-49	44-140
PASSING YDS (NET)	273	110
Passes Att-Comp-Int	44-26-1	21-13-2
TOTAL OFFENSE PLAYS-YARDS	65-322	65-250
Punt Returns-Yards	1-(-3)	2-12
Kickoff Returns-Yards	1-20	2-22
Interception Returns-Yards	2-2	1-31
Punts (Number-Avg)	5-43.6	2-44.5
Fumbles-Lost	0-0	1-1
Penalties-Yards	6-65	5-40
Possession Time	26:11	33:49
Third-Down Conversions	7 of 15	6 of 12
Fourth-Down Conversions	1 of 2	0 of 1
Red-Zone Scores-Chances	2-2	3-3
Sacks By: Number-Yards	1-13	0-0

**RUSHING LEADERS:** UCD - Ulonzo Gilliam Jr. 11-33; Lan Larison 5-9. SDSU - Isaiah Davis 25-112; Amar Johnson 6-39; Mark Gronowski 7-9. **PASSING LEADERS:** UCD - Miles Hastings 26-43-1 273; Lan Larison 0-1-0 0. SDSU - Mark Gronowski 13-21-2 110. **RECEIVING LEADERS:** UCD - Ulonzo Gilliam Jr. 8-80; Lan Larison 4-80; Trent Tompkins 4-31. SDSU - Jaxon Janke 3-36; Jadon Janke 3-33; Zach Heins 2-16. **INTERCEPTIONS:** UCD - Rex Connors 2-2. SDSU - Daeton McGaughy 1-31. **SACKS:** UCD - Jackson Cloyd 1.0-12. SDSU - none. **TACKLE LEADERS (UA-A-TOT):** UCD - Rex Connors 10-7-17; Teddy Buchanan 8-2-10; Devon King 5-1-6. SDSU - Adam Bock 6-3-9; Tucker Large 4-3-7; Colby Huerter 2-5-7; Graham Spalding 4-0-4; Kevin Brenner 2-2-4.



## GAME 3 RECAP

### #2/3 SDSU 45, BUTLER 17

Sept. 17, 2022 • Dana J. Dykhouse Stadium (Att.: 16,414)

South Dakota State scored touchdowns on each of its first three offensive possessions and tallied 38 consecutive points in one stretch en route to a 45-17 victory over Butler in the 55th Beef Bowl Sept. 17 at Dana J. Dykhouse Stadium.

Playing before a crowd of 16,414, the Jackrabbits improved to 2-1 overall. Butler dropped to 2-1 on the young season. SDSU entered the matchup ranked second in the Football Championship Subdivision media poll conducted by Stats Perform and third in the AFCA coaches' poll, while Butler was receiving votes in the coaches' poll.

The Jackrabbits wasted little time to draw first blood, marching 75 yards on eight plays after the opening kickoff. Quarterback Mark Gronowski completed all three of his passes attempts for 35 yards on the drive and added a 23-yard scramble before plunging in from a yard out three minutes and 54 seconds into the game for the first score of the contest.

Butler quickly responded, knotting the game at 7-all on a 56-yard touchdown pass down the middle of the field from Bret Bushka to Luke Wooten.

SDSU gained the lead for good with another 75-yard scoring drive, highlighted by a career-long catch and run of 54 yards to the Butler 7 by Canyon Bauer on a middle screen from Gronowski. On the next play, Gronowski connected with Jaxon Janke over the middle for a touchdown.

The Jackrabbit lead grew to 21-7 three minutes into the second quarter as Gronowski hooked up with Jadon Janke in the right corner of the end zone for a 17-yard touchdown. That capped an 11-play, 65-yard drive that began late in the first quarter.

SDSU extended its lead to 28-7 heading into halftime after recovering a muffed punt in Butler territory. Five plays after the miscue, Gronowski tossed his third touchdown pass of the opening half as he found Zach Heins open down the right hash for a 28-yard touchdown.

It was more of the same in the second half as the Jackrabbits scored the first 17 points on a 27-yard field goal by Hunter Dustman in the third period and a pair of 2-yard touchdown runs by reserves Angel Johnson and Rudy Voss three minutes apart early in the fourth quarter. Voss' touchdown came after Aaron Wolfcale-Holsten recovered a fumble at the Butler 17 for the third Bulldog turnover of the night.

Butler managed a couple late scores against the Jackrabbit second and third units, ending the SDSU onslaught with a 33-yard field goal by Luka Zurak, followed by a 2-yard touchdown run by Bushka.

The Jackrabbits finished with their most prolific offensive performance of the season by far, racking up a 463-264 advantage in total offense. Gronowski ended the night 17-of-25 passing for 279 yards and added 55 rushing yards on eight attempts. Isaiah Davis led the ground game with 74 yards on 11 carries, while Jadon Janke tallied 87 receiving yards on five catches.

Bauer contributed career highs of five catches and 76 receiving yards for SDSU.

Bushka paced Butler with 211 yards through the air on 18-of-31 passing and gained a team-best 29 rushing yards on nine carries.

Daeton Mcgaughy led the SDSU defensive effort with seven tackles, followed by four each from fellow starting linebackers Adam Bock and Jason Freeman.

Will Mason was credited with a game-high eight tackles for Butler.



South Dakota State put up its most prolific offensive numbers of the young season, racking up 463 yards of total offense in a 45-17 home win over Butler.

SCORE BY QUARTERS	1	2	3	4	FINAL
Butler (2-1)	7	0	0	10	17
South Dakota State (2-1)	14	14	3	14	45

#### SCORING SUMMARY

1st	11:06	SDSU	–	Mark Gronowski 1 yd run (Hunter Dustman kick)
1st	7:49	BU	–	Luke Wooten 56 yd pass from Bret Bushka (Luka Zurak kick)
1st	5:02	SDSU	–	Jaxon Janke 7 yd pass from Gronowski (Dustman kick)
2nd	12:08	SDSU	–	Jadon Janke 17 yd pass from Gronowski (Dustman kick)
2nd	1:03	SDSU	–	Zach Heins 28 yd pass from Gronowski (Dustman kick)
3rd	6:34	SDSU	–	Dustman 27 yd field goal
4th	14:55	SDSU	–	Angel Johnson 2 yd run (Jack Green kick)
4th	11:30	SDSU	–	Rudy Voss 2 yd run (Green kick)
4th	5:38	BU	–	Zurak 33 yd field goal
4th	1:56	BU	–	Bushka 2 yd run (Zurak kick)

TEAM STATISTICS	BU	SDSU
FIRST DOWNS	13	24
RUSHES-YARDS (NET)	24-53	39-184
PASSING YDS (NET)	211	279
Passes Att-Comp-Int	31-18-1	26-17-0
TOTAL OFFENSE PLAYS-YARDS	55-264	65-463
Punt Returns-Yards	1-(-6)	3-3
Kickoff Returns-Yards	1-19	0-0
Interception Returns-Yards	0-0	1-0
Punts (Number-Avg)	5-41.8	2-46.5
Fumbles-Lost	2-2	0-0
Penalties-Yards	6-59	7-60
Possession Time	27:49	32:11
Third-Down Conversions	9 of 15	7 of 12
Fourth-Down Conversions	0 of 0	0 of 0
Red-Zone Scores-Chances	2-2	6-6
Sacks By: Number-Yards	0-0	0-0

**RUSHING LEADERS:** BU - Bret Bushka 9-29; A.J. Deinhart 9-17; Joey Such 5-8. SDSU - Isaiah Davis 11-74; Mark Gronowski 8-55; Josh Buri 8-29; Angel Johnson 3-12; Amar Johnson 4-11.

**PASSING LEADERS:** BU - Bret Bushka 18-31-1 211. SDSU - Mark Gronowski 17-25-0 279; Rudy Voss 0-1-0 0. **RECEIVING LEADERS:** BU - Joey Suchy 5-30; Luke Wooten 4-79; Tyler Adams 2-33; Jared Suchevis 2-13; Jeremy Johnson 2-5. SDSU - Jadon Janke 5-87; Canyon Bauer 5-76; Zach Heins 2-42; Jaxon Janke 2-21. **INTERCEPTIONS:** BU - none. SDSU - Cale Reeder 1-0. **SACKS:** BU - none. SDSU - none. **TACKLE LEADERS (UA-A-TOT):** BU - Will Mason 7-1-8; Nick Bafia 3-3-6; Thomas Rousseau 3-2-5. SDSU - Daeton Mcgaughy 5-2-7; Jason Freeman 4-0-4; Adam Bock 3-1-4.

## GAME 4 RECAP

### #2/3 SDSU 28, #4/6 MISSOURI STATE 14

Sept. 24, 2022 • Robert W. Plaster Stadium (Att.: 13,189)

South Dakota State scored two touchdowns in the fourth quarter and the Jackrabbit defense turned in a strong performance throughout the afternoon to come away with a 28-14 victory over Missouri State in a battle between top-five programs in the Missouri Valley Football Conference opener for both teams Sept. 24 at Robert W. Plaster Stadium.

The Jackrabbits, tied for second in the Stats Perform media poll and third in the Football Championship Subdivision coaches' poll, improved to 3-1 overall. Missouri State, tied for fourth in the coaches' poll and sixth in the media poll, dropped to 2-2 on the season.

SDSU broke into the scoring column first, putting together a 10-play, 92-yard drive late in the first quarter that ended on a 3-yard touchdown pass from Mark Gronowski to Jadon Janke.

The Jackrabbits couldn't add to their lead in the opening half, however, as they missed three field goals. A 50-yard attempt on the opening drive of the game sailed wide left, while a 35-yard attempt in the second quarter was blocked and a 44-yarder on the final play of the half was also off the mark.

Meanwhile, the Jackrabbit defense harassed Missouri State quarterback and Walter Payton Award candidate Jason Shelley all day. SDSU defenders sacked Shelley three times in the first half and four times in the game, and also intercepted Shelley twice.

Colby Huerter recorded the first SDSU interception on a Shelley pass in the red zone on the Bears' first possession of the second half. The ensuing 70-yard return by Huerter put the ball at the MSU 24 and the Jackrabbits quickly cashed in. Four plays after the turnover, Gronowski found Jaxon Janke over the middle for a 13-yard touchdown and a 14-0 Jackrabbit lead.

Missouri State appeared to wrest the momentum away from the Jackrabbits later in the period as the Bears scored touchdowns on each of their next two possessions. Jacardia Wright finished off a six-play, 71-yard drive with a 15-yard touchdown run for the first score, then Shelley found Raylen Sharpe deep down the field on the first play of the next drive for a 67-yard touchdown.

As the game flipped to the fourth quarter, SDSU put together two methodical drives to take the victory. Zach Heins scored the go-ahead touchdown on a 21-yard pass down the middle to cap a 10-play, 70-yard march with 7 minutes, 59 seconds remaining in regulation. Heins set career highs with seven catches and 127 yards receiving.

Following MSU's seventh punt of the contest, the Jackrabbits covered 84 yards on seven plays, with Jadon Janke scoring his second touchdown of the game from 40 yards on a catch and run along the left sideline with 2:30 remaining. Jadon Janke finished with 102 yards on a career-high eight catches, while Jaxon Janke added six receptions for 83 yards.

A Matthew Durrance interception of Shelley in the end zone in the final minute secured the victory.

SDSU finished with a 475-258 advantage in total offense. Gronowski established new career highs with 22 completions — in 29 attempts — as well as 319 passing yards and four touchdown passes.

Isaiah Davis led the ground game with 83 yards on 20 carries.

Shelley ended the day 19-of-29 passing for 185 yards, while Wright paced the rushing attack with 63 yards on 13 carries and tallied a team-high five catches for 14 yards.

Adam Bock led SDSU with seven tackles, including a sack. Dillon Thomas recorded a game-high 11 tackles for the Bears.



Jarod DePriest recorded one of four sacks by the Jackrabbit defense in a 28-14 road win at Missouri State on Sept. 24.

SCORE BY QUARTERS	1	2	3	4	FINAL
South Dakota State (3-1, 1-0)	7	0	7	14	28
Missouri State (2-2, 0-1)	0	0	14	0	14

SCORING SUMMARY	
1st 2:25	SDSU — Jadon Janke 3 yd pass from Mark Gronowski (Hunter Dustman kick)
3rd 10:00	SDSU — Jaxon Janke 13 yd pass from Gronowski (Dustman kick)
3rd 6:34	MSU — Jacardia Wright 15 yd run (Jose Pizano kick)
3rd 2:55	MSU — Raylen Sharpe 67 yd pass from Jason Shelley (Pizano kick)
4th 7:59	SDSU — Zach Heins 21 yd pass from Gronowski (Dustman kick)
4th 2:30	SDSU — Jadon Janke 40 yd pass from Gronowski (Dustman kick)

TEAM STATISTICS	SDSU	MSU
FIRST DOWNS	24	14
RUSHES-YARDS (NET)	37-156	23-73
PASSING YDS (NET)	319	185
Passes Att-Comp-Int	29-22-0	29-19-2
TOTAL OFFENSE PLAYS-YARDS	66-475	52-258
Punt Returns-Yards	1-2	1-29
Kickoff Returns-Yards	2-44	5-73
Interception Returns-Yards	2-70	0-0
Punts (Number-Avg)	3-45.7	7-47.3
Fumbles-Lost	1-1	0-0
Penalties-Yards	6-59	4-55
Possession Time	34:55	25:05
Third-Down Conversions	6 of 12	3 of 12
Fourth-Down Conversions	0 of 1	2 of 2
Red-Zone Scores-Chances	2-3	1-2
Sacks By: Number-Yards	4-20	1-7

**RUSHING LEADERS:** SDSU - Isaiah Davis 20-83; Amar Johnson 7-42; Jaxon Janke 1-14; Jadon Janke 1-10; Mark Gronowski 7-9. MSU - Jacardia Wright 13-63; Jason Shelley 10-10. **PASSING LEADERS:** SDSU - Mark Gronowski 22-29-0 319. MSU - Jason Shelley 19-29-2 185. **RECEIVING LEADERS:** SDSU - Jadon Janke 8-102; Zach Heins 7-127; Jaxon Janke 6-83; Isaiah Davis 1-7. MSU - Jacardia Wright 5-14; Jordan Jones 4-43. **INTERCEPTIONS:** SDSU - Matthew Durrance 1-0; Colby Huerter 1-70. MSU - none. **SACKS:** SDSU - Ryan Van Marel 1.0-6; Jarod DePriest 1.0-5; Adam Bock 1.0-5; Cade Terveer 1.0-4. MSU - Jalen Williams 1.0-7. **TACKLE LEADERS (UA-A-TOT):** SDSU - Adam Bock 4-3-7; DyShawn Gales 3-0-3; Jason Freeman 2-1-3; Graham Spalding 2-1-3; Matthew Durrance 1-2-3; Reece Winkelman 1-2-3; Jarod DePriest 1-2-3. MSU - Dillon Thomas 7-4-11; Ferran Manuleleua 5-3-8; Kevin Ellis 4-1-5; Tahj Chambers 3-2-5; Von Young 3-2-5.



# #2/3 SDSU 34, WESTERN ILLINOIS 10

Oct. 1, 2022 • Dana J. Dykhouse Stadium (Att.: 16,414)

Behind the rushing of Isaiah Davis, South Dakota State put together a number of time-consuming drives in posting a methodical 34-10 victory over Western Illinois Oct. 1 at Dana J. Dykhouse Stadium.

The Jackrabbits, ranked second in the Football Championship Subdivision media poll conducted by Stats Perform and third in the coaches' poll, won for the fourth consecutive game to improve to 4-1 overall and 2-0 in the Missouri Valley Football Conference. Western Illinois remained winless at 0-5 overall and 0-2 in league play.

Davis made his presence known from the get-go, carrying the ball on all six of the Jackrabbits' plays from scrimmage on their opening drive of the game. The junior from Joplin, Missouri, tallied 46 yards on the opening drive, including a 26-yard gain on the second play of the series, before finding paydirt from 2 yards out moments later to give SDSU a 7-0 lead after the extra point by Hunter Dustman.

After recovering a Western Illinois fumble in the red zone, SDSU put together its longest drive of the season for both plays (14) and time (7:08) on its next offensive possession, settling for a 27-yard field goal by Dustman for a 10-0 lead with under a minute to play in the first quarter.

The Fighting Leathernecks answered with a 35-yard field goal by Mason Laramie early in the second stanza, but the Jackrabbits built their advantage to 17-3 with a nine-play, 58-yard drive that ended on an 11-yard touchdown run by quarterback Mark Gronowski.

SDSU recovered the ball at the Western Illinois 21 after the ensuing kickoff held up in the wind and took a Jackrabbit bounce into the hands of Steven Arrell. However, the Jackrabbits couldn't cash in as Dustman's 33-yard field goal attempt was hooked left, keeping the score at 17-3 into intermission.

Dustman connected on a 25-yard field goal for the only points of the third quarter, capping a 12-play, 81-yard drive that chewed up nearly seven more minutes.

The Jackrabbits put the game away with touchdowns on back-to-back possessions in the fourth quarter. First, Gronowski hooked up with Jaxon Janke for a 19-yard touchdown and Davis followed moments later with a 12-yard scoring run. Davis, who tallied 199 yards on a career-high 27 carries, set up his second touchdown of the game with a season-long 38-yard run.

Western Illinois' lone touchdown was the result of a fortunate bounce. Naseim Brantley caught a pass near midfield and broke through several tackles on his way to end zone. The Jackrabbits' Arrell jarred the ball loose from Brantley from behind just before Brantley crossed the goal line; however, the Leathernecks' Jay Parker fell on the loose ball in the end zone to complete the 56-yard touchdown.

SDSU racked up nearly a 23-minute edge in time of possession (41:26 to 18:34) and ran 34 more offensive plays (80-34) in finishing with a 458-220 advantage in total offense. Gronowski completed 17-of-33 passes for 188 yards and connected with eight different receivers, including Jaxon Janke, who tied a career high with nine receptions for 94 yards.

SDSU's time of possession total was the second highest in the Division I era (since 2004), only four seconds behind a 41:30 performance against Southern Illinois in 2017.

The Jackrabbit defense limited WIU to 19 net yards rushing, extending SDSU's Division I-era record streak of holding opponents to less than 100 yards on the ground for the fifth consecutive game.



Isaiah Davis rushed for 199 yards and two touchdowns in South Dakota State's 34-10 home win over Western Illinois.

Adam Bock paced the SDSU defensive effort with 10 tackles, followed by five by Jason Freeman.

SCORE BY QUARTERS	1	2	3	4	FINAL
Western Illinois (0-5, 0-2)	0	3	0	7	10
South Dakota State (4-1, 2-0)	10	7	3	14	34

## SCORING SUMMARY

1st	10:17	SDSU	–	Isaiah Davis 2 yd run (Hunter Dustman kick)
1st	00:57	SDSU	–	Dustman 27 yd field goal
2nd	11:51	WIU	–	Mason Laramie 35 yd field goal
2nd	4:11	SDSU	–	Mark Gronowski 11 yd run (Dustman kick)
3rd	3:55	SDSU	–	Dustman 25 yd field goal
4th	11:41	SDSU	–	Jaxon Janke 19 yd pass from Gronowski (Dustman kick)
4th	7:27	SDSU	–	Davis 12 yd run (Dustman kick)
4th	5:54	WIU	–	Jay Parker 0 yd fumble recovery (Laramie kick)

## TEAM STATISTICS

	WIU	SDSU
FIRST DOWNS	11	28
RUSHES-YARDS (NET)	21-19	47-270
PASSING YDS (NET)	201	188
Passes Att-Comp-Int	25-13-1	33-17-0
TOTAL OFFENSE PLAYS-YARDS	46-220	80-458
Punt Returns-Yards	0-0	3-(-4)
Kickoff Returns-Yards	3-46	3-49
Interception Returns-Yards	0-0	1-0
Punts (Number-Avg)	5-33.6	4-39.0
Fumbles-Lost	3-1	0-0
Penalties-Yards	3-21	5-45
Possession Time	18:33	41:27
Third-Down Conversions	4 of 11	6 of 14
Fourth-Down Conversions	0 of 1	0 of 0
Red-Zone Scores-Chances	1-2	6-7
Sacks By: Number-Yards	2-16	3-25

**RUSHING LEADERS:** WIU - Jaylen Reed 8-22; Ludovick Choquette 4-12. SDSU - Isaiah Davis 27-199; Amar Johnson 9-33; Josh Buri 4-21; Angel Johnson 2-18; Mark Gronowski 3-8. **PASSING LEADERS:** WIU - Clay Bruno 10-20-1 129; Henry Ogala 3-5-0 72. SDSU - Mark Gronowski 17-33-0 188. **RECEIVING LEADERS:** WIU - Naseim Brantley 4-107; Jaylin Jackson 2-26; Jay Parker 2-16; Jafar Armstrong 2-11. SDSU - Jaxon Janke 9-94; Isaiah Davis 2-16; Jadon Janke 1-20; A.J. Coons 1-19; Mike Morgan 1-18; Devon Cole Jr. 1-12; Zach Heins 1-6; Amar Johnson 1-3. **INTERCEPTIONS:** WIU - none. SDSU - DyShawn Gales 1-0. **SACKS:** WIU - Jake Detiveaux 1.0-8; Brian Bruce 1.0-8. SDSU - Reece Winkelman 1.0-10; Caleb Sanders 1.0-8; Max Baloun 1.0-7. **TACKLE LEADERS (UA-A-TOT):** WIU - T.J. Limehouse 9-2-11; Sam Cook 8-0-9; Juan DeLaCruz 4-4-8. SDSU - Adam Bock 8-2-10; Jason Freeman 5-0-5; DyShawn Gales 3-0-3; Cale Reeder 1-2-3; Daeton Mogaughy 1-2-3.

## #2/3 SDSU 28, SOUTH DAKOTA 3

Oct. 8, 2022 • Dana J. Dykhouse Stadium (Att.: 19,332)

A ball-control offense and a stifling defense that registered seven sacks lifted South Dakota State to a 28-3 victory over in-state rival South Dakota before a sold-out Dana J. Dykhouse Stadium.

Playing before the second-largest crowd in stadium history at 19,332 fans, the Jackrabbits ran their winning streak to five games to improve to 5-1 overall and 3-0 in the Missouri Valley Football Conference. USD dropped to 1-4 overall and 0-2 in league play. SDSU entered the matchup ranked second in the Football Championship Subdivision media poll conducted by Stats Perform and third in the American Football Coaches Association rankings.

SDSU overcame a slow start after spotting USD an early 3-0 lead and being in danger of going down two scores. The Coyotes took the opening kickoff and marched 50 yards on eight plays before settling for a 37-yard field goal by Eddie Ogamba four minutes into the contest. A 29-yard run by Travis Theis on third-and-3 on the first set of downs put USD in field goal position.

The Jackrabbits came up empty on their first three possessions, punting twice before having a 53-yard field goal attempt blocked.

As action moved to the second quarter, USD was on the brink of extending its lead after taking over at the Jackrabbit 9-yard line after a muffed punt. However, SDSU safety Cale Reeder came with a game-changing play by intercepting Coyote quarterback Carson Camp in the end zone on third-and-goal from the 8.

It was the second interception of the game by the Jackrabbits, following a pickoff by Dalys Beanum on the Coyotes' second drive of the game. Beanum added a blocked kick on a 50-yard field goal attempt later in the second quarter.

The SDSU offense built off the new-found momentum with a nine-play, 80-yard drive that ended with a 28-yard catch and run to the end zone by Jaxon Janke on a pass over the middle by Mark Gronowski.

The Jackrabbits built their lead to 14-3 later in the second quarter on a 47-yard touchdown run by Isaiah Davis, who broke a couple tackles near the line of scrimmage before running away from the USD defense for his longest carry of the season.

SDSU imposed its will in the second half, racking up more than 12 minutes in time of possession in the third quarter alone and scoring a pair of touchdowns to put the game away. After receiving the second-half kickoff, the Jackrabbits strung together an eight-play, 70-yard drive that was capped by a 5-yard Davis touchdown run. That was followed by a methodical 15-play, 80-yard march that chewed up more than eight minutes and bridged into the fourth quarter before Davis plunged in from a yard out for his third touchdown of the game.

Davis ended the afternoon with 108 yards on 15 carries. Gronowski completed 12-of-20 passes for 136 yards, while Jaxon Janke led the receiving corps with four catches for 76 yards.

Overall, the Jackrabbits held a 344-136 advantage in total offense. USD managed only 44 yards through the air as Camp completed only 5-of-12 passes. Theis paced the Coyotes on the ground with 73 yards on 13 carries.

USD picked up only six first downs in the contest, compared to 22 by SDSU, and went 3-of-14 on third-down attempts.



A swarming Jackrabbit defense recorded seven sacks and limited South Dakota to 136 yards of total offense in a 28-3 victory before a sold-out crowd of 19,332.

Adam Bock, Reeder and Jason Freeman each tallied a team-high seven tackles for the Jackrabbits, with Bock notching a pair of sacks and Freeman and Reeder each being credited with one. Reece Winkelman added five stops, including 1.5 sacks.

Stephen Hillis made a game-high 11 tackles for USD.

SCORE BY QUARTERS	1	2	3	4	FINAL
South Dakota (1-4, 0-2)	3	0	0	0	3
South Dakota State (5-1, 3-0)	0	14	7	7	28

### SCORING SUMMARY

1st	11:18	USD	–	Eddie Ogamba 37 yd field goal
2nd	9:29	SDSU	–	Jaxon Janke 28 yd pass from Mark Gronowski (Hunter Dustman kick)
2nd	2:43	SDSU	–	Isaiah Davis 47 yd run (Dustman kick)
3rd	10:26	SDSU	–	Davis 5 yd run (Dustman kick)
4th	14:21	SDSU	–	Davis 1 yd run (Dustman kick)

TEAM STATISTICS	USD	SDSU
FIRST DOWNS	6	22
RUSHES-YARDS (NET)	36-92	43-208
PASSING YDS (NET)	44	136
Passes Att-Comp-Int	12-5-2	21-12-1
TOTAL OFFENSE PLAYS-YARDS	48-136	64-344
Punt Returns-Yards	0-0	2-6
Kickoff Returns-Yards	4-108	0-0
Interception Returns-Yards	1-38	2-0
Punts (Number-Avg)	6-46.5	4-41.5
Fumbles-Lost	0-0	1-1
Penalties-Yards	10-91	6-38
Possession Time	26:19	33:51
Third-Down Conversions	3 of 14	4 of 12
Fourth-Down Conversions	1 of 2	2 of 2
Red-Zone Scores-Chances	1-3	2-2
Sacks By: Number-Yards	0-0	7-28

**RUSHING LEADERS:** USD - Travis Theis 13-73; Shomari Lawrence, 13-39. SDSU - Isaiah Davis 15-108; Amar Johnson 14-53; Mark Gronowski 9-43. **PASSING LEADERS:** USD - Carson Camp 5-12-2 44. SDSU - Mark Gronowski 12-20-1 136; Jadon Janke 0-1-0 0. **RECEIVING LEADERS:** USD - Carter Bell 2-13; Javion Phelps 1-17; J.J. Galbreath 1-8; Jack Martens 1-6. SDSU - Jaxon Janke 4-76; Tyler Feldkamp 3-30; Jadon Janke 2-16; Isaiah Davis 1-6; Mike Morgan 1-4; Zach Heins 1-4. **INTERCEPTIONS:** USD - Josh Manchigiah 1-38. SDSU - Dalys Beanum 1-0; Cale Reeder 1-0. **SACKS:** USD - none. SDSU - Adam Bock 2.0-9; Reece Winkelman 1.5-9; Caden Johnson 1.0-4; Jason Freeman 1.0-2; Cale Reeder 1.0-2; Cade Terveer 0.5-2. **TACKLE LEADERS (UA-A-TOT):** USD - Stephen Hillis 6-5-11; Michael Scott 4-5-9; Josh Manchigiah 4-2-6; Nick Gaes 2-3-5. SDSU - Adam Bock 3-4-7; Jason Freeman 4-3-7; Cale Reeder 6-1-7; Cade Terveer 2-3-5; Reece Winkelman 4-1-5.



**2022-23 South Dakota St. Football**  
**Game Results**  
**All games**

Page 1/1  
as of Oct 09, 2022

**Team Results**

	Date	Opponent		Score	Overall	Conf	Time	Attend
	09/03/2022	at Iowa	L	3-7	0-1	0-0	3:33	69250
	09/10/2022	UC Davis	W	24-22	1-1	0-0	3:09	15182
	09/17/2022	Butler	W	45-17	2-1	0-0	3:03	16414
*	09/24/2022	at Missouri St.	W	28-14	3-1	1-0	3:10	13189
*	10/01/2022	Western Ill.	W	34-10	4-1	2-0	3:13	15237
*	10/08/2022	South Dakota	W	28-3	5-1	3-0	2:57	19332



**2022-23 South Dakota St. Football**  
**Overall Team Statistics**  
**All games**

Page 1/2  
as of Oct 09, 2022

**Team Statistics**

	<b>SDSU</b>	<b>OPP</b>
<b>Scoring</b>	<b>162</b>	<b>73</b>
Points per game	27.0	12.2
Points Off Turnovers	51	6
<b>First Downs</b>	<b>124</b>	<b>70</b>
Rushing	57	28
Passing	52	38
Penalty	15	4
<b>Rushing Yardage</b>	<b>991</b>	<b>345</b>
Yards gained rushing	1120	491
Yards lost rushing	129	146
Rushing attempts	241	162
Average per rush	4.1	2.1
Average per game	165.2	57.5
TDs Rushing	11	2
<b>Passing Yardage</b>	<b>1119</b>	<b>1023</b>
Comp-Att-Int	91-156-3	92-166-8
Average per pass	7.2	6.2
Average per catch	12.3	11.1
Average per game	186.5	170.5
TDs Passing	10	6
<b>Total offense</b>	<b>2110</b>	<b>1368</b>
Total plays	397	328
Average per play	5.3	4.2
Average per game	351.7	228.0
<b>Kick returns: #-Yards</b>	<b>9-146</b>	<b>15-307</b>
<b>Punt returns: #-Yards</b>	<b>14-27</b>	<b>8-37</b>
<b>Int returns: #-Yards</b>	<b>8-118</b>	<b>3-40</b>
<b>Kick return average</b>	<b>16.2</b>	<b>20.5</b>
<b>Punt return average</b>	<b>1.9</b>	<b>4.6</b>
<b>Int return average</b>	<b>14.8</b>	<b>13.3</b>
<b>Fumbles-Lost</b>	<b>5-3</b>	<b>7-4</b>
<b>Penalties-Yards</b>	<b>41-308</b>	<b>31-308</b>
Average per game	51.3	51.3
<b>Punts-Yards</b>	<b>25-1057</b>	<b>38-1684</b>
Average per punt	42.3	44.3
Net punt average	39.8	41.5
<b>Kickoffs-Yards</b>	<b>33-1887</b>	<b>16-980</b>
Average per kick	57.2	61.3
Net kick average	37.0	41.4
<b>Time of possession / game</b>	<b>34:15</b>	<b>25:39</b>
<b>3rd-down conversion</b>	<b>31/77</b>	<b>30/84</b>
3rd-down pct	40%	36%
<b>4rd-down conversion</b>	<b>2/5</b>	<b>4/8</b>





2022-23 South Dakota St. Football  
Overall Team Statistics  
All games

Page 2/2  
as of Oct 09, 2022

	SDSU	OPP
4rd-down pct	40%	50%
<b>Sacks by-Yards</b>	<b>16-90</b>	<b>8-59</b>
<b>Misc Yards</b>	<b>0</b>	<b>0</b>
<b>Touchdowns scored</b>	<b>21</b>	<b>8</b>
<b>Field goals - attempts</b>	<b>5-11</b>	<b>5-8</b>
<b>On-Side kicks</b>	<b>0-0</b>	<b>0-0</b>
<b>Red-zone scores</b>	<b>(20-22) 91%</b>	<b>(7-12) 58%</b>
<b>Red-zone touchdowns</b>	<b>(16-22) 73%</b>	<b>(3-12) 25%</b>
<b>PAT-attempts</b>	<b>(21-21) 100%</b>	<b>(6-7) 86%</b>
<b>2-point conversion-attempts</b>	<b>(0-0) 0%</b>	<b>(0-1) 0%</b>
<b>Attendance</b>	<b>66165</b>	<b>82439</b>
Games / Avg per game	4/16541	2/41220
Neutral site games	-	0/0

Score by Periods

Team	1st	2nd	3rd	4th	OT	TOT
South Dakota St.	38	48	20	56	0	162
Opponents	13	13	16	31	0	73



# 2022-23 South Dakota St. Football Individual Statistics All games

Page 1/3  
as of Oct 09, 2022

## Rushing

Player	gp	att	gain	loss	net	avg	td	lg	avg/g
Isaiah Davis	6	116	642	16	626	5.4	5	47	104.3
Mark Gronowski	6	44	164	61	103	2.3	4	23	17.2
Amar Johnson	6	42	188	7	181	4.3	0	24	30.2
Josh Buri	5	14	57	0	57	4.1	0	9	11.4
Angel Johnson	5	7	39	13	26	3.7	1	13	5.2
Rudy Voss	2	2	3	0	3	1.5	1	2	1.5
Derrick Johnson	1	2	3	0	3	1.5	0	3	3.0
Jaxon Janke	6	1	14	0	14	14.0	0	14	2.3
Jadon Janke	6	1	10	0	10	10.0	0	10	1.7
Keaton Heide	4	1	0	8	-8	-8.0	0	0	-2.0
Team	6	11	0	24	-24	-2.2	0	0	-4.0
<b>Total</b>	<b>6</b>	<b>241</b>	<b>1120</b>	<b>129</b>	<b>991</b>	<b>4.1</b>	<b>11</b>	<b>47</b>	<b>165.2</b>
<b>Opponents</b>	<b>6</b>	<b>162</b>	<b>491</b>	<b>146</b>	<b>345</b>	<b>2.1</b>	<b>2</b>	<b>29</b>	<b>57.5</b>

## Passing

Player	gp	effic	comp-att-int	pct	yds	td	lg	avg/g
Mark Gronowski	6	137.7	91-154-3	59.1	1119	10	54	186.5
Jadon Janke	6	0.0	0-1-0	0.0	0	0	0	0.0
Rudy Voss	2	0.0	0-1-0	0.0	0	0	0	0.0
<b>Total</b>	<b>6</b>	<b>135.9</b>	<b>91-156-3</b>	<b>58.3</b>	<b>1119</b>	<b>10</b>	<b>54</b>	<b>186.5</b>
<b>Opponents</b>	<b>6</b>	<b>109.5</b>	<b>92-166-8</b>	<b>55.4</b>	<b>1023</b>	<b>6</b>	<b>68</b>	<b>170.5</b>

## Receiving

Player	gp	no.	yds	avg	td	lg	avg/g
Jaxon Janke	6	26	334	12.8	4	28	55.7
Jadon Janke	6	19	258	13.6	3	43	43.0
Zach Heins	6	14	201	14.4	2	30	33.5
Isaiah Davis	6	10	78	7.8	0	17	13.0
Canyon Bauer	6	5	76	15.2	0	54	12.7
Tyler Feldkamp	6	4	37	9.3	1	13	6.2
Michael Morgan	6	3	25	8.3	0	18	4.2
Devon Cole	6	3	29	9.7	0	12	4.8
Amar Johnson	6	3	37	12.3	0	29	6.2
Landon Wolf	2	2	18	9.0	0	18	9.0
Tucker Kraft	1	1	7	7.0	0	7	7.0
A.J. Coons	6	1	19	19.0	0	19	3.2
<b>Total</b>	<b>6</b>	<b>91</b>	<b>1119</b>	<b>12.3</b>	<b>10</b>	<b>54</b>	<b>186.5</b>
<b>Opponents</b>	<b>6</b>	<b>92</b>	<b>1023</b>	<b>11.1</b>	<b>6</b>	<b>68</b>	<b>170.5</b>

## Punt Returns

Player	no.	yds	avg	td	lg
Tyler Feldkamp	9	1	0.1	0	2
Jadon Janke	3	6	2.0	0	8
Jaxon Janke	1	8	8.0	0	8
Landon Wolf	1	12	12.0	0	12
<b>Total</b>	<b>14</b>	<b>27</b>	<b>1.9</b>	<b>0</b>	<b>12</b>
<b>Opponents</b>	<b>8</b>	<b>37</b>	<b>4.6</b>	<b>0</b>	<b>29</b>

## Interceptions

Player	no.	yds	avg	td	lg
Cale Reeder	2	0	0.0	0	0
DyShawn Gales	1	0	0.0	0	0
Daeton Mcgaughy	1	31	31.0	0	31
Dalys Beanum	1	0	0.0	0	0
Caleb Franci	1	17	17.0	0	17
Colby Huerter	1	70	70.0	0	70
Matthew Durrance	1	0	0.0	0	0
<b>Total</b>	<b>8</b>	<b>118</b>	<b>14.8</b>	<b>0</b>	<b>70</b>
<b>Opponents</b>	<b>3</b>	<b>40</b>	<b>13.3</b>	<b>0</b>	<b>38</b>

## Kick Returns

Player	no.	yds	avg	td	lg
Tyler Feldkamp	7	121	17.3	0	27
Michael Morgan	1	8	8.0	0	8
Amar Johnson	1	17	17.0	0	17
<b>Total</b>	<b>9</b>	<b>146</b>	<b>16.2</b>	<b>0</b>	<b>27</b>
<b>Opponents</b>	<b>15</b>	<b>307</b>	<b>20.5</b>	<b>0</b>	<b>69</b>

## Fumble Returns

Player	no.	yds	avg	td	lg
Adam Bock	1	0	0.0	0	0
Daeton Mcgaughy	1	0	0.0	0	0
Steven Arrell	1	0	0.0	0	0
Aaron Wolfcale-Holsten	1	0	0.0	0	0
<b>Total</b>	<b>4</b>	<b>0</b>	<b>0.0</b>	<b>0</b>	<b>0</b>
<b>Opponents</b>	<b>3</b>	<b>0</b>	<b>0.0</b>	<b>0</b>	<b>0</b>



**2022-23 South Dakota St. Football**  
**Individual Statistics**  
**All games**

Page 2/3  
as of Oct 09, 2022

**Scoring**

Player	td	fg	PAT				dpx	saf	pts
			kick	rush	rcv	pass			
Hunter Dustman	-	5-11	19-19	-	-	-	-	-	34
Isaiah Davis	5	-	-	-	-	-	-	-	30
Jaxon Janke	4	-	-	-	-	-	-	-	24
Mark Gronowski	4	-	-	-	-	-	-	-	24
Jadon Janke	3	-	-	-	-	-	-	-	18
Zach Heins	2	-	-	-	-	-	-	-	12
Rudy Voss	1	-	-	-	-	-	-	-	6
Tyler Feldkamp	1	-	-	-	-	-	-	-	6
Angel Johnson	1	-	-	-	-	-	-	-	6
Jack Green	-	-	2-2	-	-	-	-	-	2
<b>Total</b>	<b>21</b>	<b>5-11</b>	<b>21-21</b>	<b>0</b>	<b>0</b>	<b>0</b>	<b>0</b>	<b>0</b>	<b>162</b>
<b>Opponents</b>	<b>8</b>	<b>5-8</b>	<b>6-7</b>	<b>0</b>	<b>0</b>	<b>0</b>	<b>0</b>	<b>2</b>	<b>73</b>

**Total Offense**

Player	g	plays	rush	pass	total	avg/g
Mark Gronowski	6	198	103	1119	1222	203.7
Isaiah Davis	6	116	626	0	626	104.3
Amar Johnson	6	42	181	0	181	30.2
Josh Buri	5	14	57	0	57	11.4
Angel Johnson	5	7	26	0	26	5.2
Jaxon Janke	6	1	14	0	14	2.3
Jadon Janke	6	2	10	0	10	1.7
Rudy Voss	2	3	3	0	3	1.5
Derrick Johnson	1	2	3	0	3	3.0
Keaton Heide	4	1	-8	0	-8	-2.0
Team	6	0	-24	0	-24	-4.0
<b>Total</b>	<b>6</b>	<b>397</b>	<b>991</b>	<b>1119</b>	<b>2110</b>	<b>351.7</b>
<b>Opponents</b>	<b>6</b>	<b>328</b>	<b>345</b>	<b>1023</b>	<b>1368</b>	<b>228.0</b>

**Field Goals**

Player	fg	pct.	01-19	20-29	30-39	40-49	50-99	lg	blk
Hunter Dustman	5-11	45.5	0-0	3-3	0-2	2-3	0-3	44	2
<b>Opponents</b>	<b>5-8</b>	<b>62.5</b>	<b>0-0</b>	<b>0-0</b>	<b>4-4</b>	<b>1-3</b>	<b>0-1</b>	<b>46</b>	<b>1</b>

**FG Sequence**

Team Name	South Dakota St.	Opponents
Iowa	(44)	40,(46)
UC Davis	(41)	(36),43
Butler	55,(27)	(33)
Missouri St.	50,44,35	
Western Ill.	(27),33,(25)	(35)
South Dakota	53	(37),50

Numbers in (parentheses) indicate field goal was made

**Punting**

Player	no.	yds	avg	lg	tb	fc	i20	50+	blk
Hunter Dustman	23	974	42.3	53	1	7	6	4	0
Michael Drotzmann	1	52	52.0	52	0	0	0	1	0
Mark Gronowski	1	31	31.0	31	0	0	0	0	0
<b>Total</b>	<b>25</b>	<b>1057</b>	<b>42.3</b>	<b>53</b>	<b>1</b>	<b>7</b>	<b>6</b>	<b>5</b>	<b>0</b>
<b>Opponents</b>	<b>38</b>	<b>1684</b>	<b>44.3</b>	<b>57</b>	<b>4</b>	<b>11</b>	<b>13</b>	<b>11</b>	<b>0</b>

**Kickoffs**

Player	no.	yds	avg	tb	ob	retn	net	ydl
Hunter Dustman	25	1406	56.2	4	0			
Jack Green	8	481	60.1	3	1			
<b>Total</b>	<b>33</b>	<b>1887</b>	<b>57.2</b>	<b>7</b>	<b>1</b>	<b>16</b>	<b>37</b>	<b>27</b>
<b>Opponents</b>	<b>16</b>	<b>980</b>	<b>61.3</b>	<b>4</b>	<b>0</b>	<b>9</b>	<b>41.4</b>	<b>23</b>



2022-23 South Dakota St. Football  
Individual Statistics  
All games

Page 3/3  
as of Oct 09, 2022

All Purpose

Player	g	rush	rcv	pr	kr	ir	total	avg/g
Isaiah Davis	6	626	78	0	0	0	704	117.3
Jaxon Janke	6	14	334	8	0	0	356	59.3
Jadon Janke	6	10	258	6	0	0	274	45.7
Amar Johnson	6	181	37	0	17	0	235	39.2
Zach Heins	6	0	201	0	0	0	201	33.5
Tyler Feldkamp	6	0	37	1	121	0	159	26.5
Mark Gronowski	6	103	0	0	0	0	103	17.2
Canyon Bauer	6	0	76	0	0	0	76	12.7
Colby Huerter	6	0	0	0	0	70	70	11.7
Josh Buri	5	57	0	0	0	0	57	11.4
Michael Morgan	6	0	25	0	8	0	33	5.5
Daeton Mcgaughy	6	0	0	0	0	31	31	5.2
Landon Wolf	2	0	18	12	0	0	30	15.0
Devon Cole	6	0	29	0	0	0	29	4.8
Angel Johnson	5	26	0	0	0	0	26	5.2
A.J. Coons	6	0	19	0	0	0	19	3.2
Caleb Franci	1	0	0	0	0	17	17	17.0
Tucker Kraft	1	0	7	0	0	0	7	7.0
Rudy Voss	2	3	0	0	0	0	3	1.5
Derrick Johnson	1	3	0	0	0	0	3	3.0
Keaton Heide	4	-8	0	0	0	0	-8	-2.0
Team	6	-24	0	0	0	0	-24	-4.0
<b>Total</b>	<b>6</b>	<b>991</b>	<b>1119</b>	<b>27</b>	<b>146</b>	<b>118</b>	<b>2401</b>	<b>400.2</b>
<b>Opponents</b>	<b>6</b>	<b>345</b>	<b>1023</b>	<b>37</b>	<b>307</b>	<b>40</b>	<b>1752</b>	<b>292.0</b>





**2022-23 South Dakota St. Football**  
**Overall Defense Statistics**  
**All games**

Page 1/1  
as of Oct 09, 2022

**Team Defense**

			Tackles				Sacks	Pass defense			Fumbles	blkd		
##	Player	gp	ua	a	tot	tfl/yds	no-yds	int-yds	brup	qbh	fr-yds	ff	kick	saf
32	Adam Bock	6	30	20	50	4.5-16	3-14	.	.	1	1-0	1	.	.
11	Jason Freeman	6	18	7	25	2-7	1-2	.	2	1	.	.	.	.
25	Cale Reeder	5	12	5	17	1-2	1-2	2-0	.	.	.	.	.	.
14	Colby Huerter	6	8	9	17	2.5-6	.	1-70	.	.	.	.	.	.
0	Daeton Mcgaughy	6	9	7	16	.	.	1-31	.	.	1-0	.	.	.
7	Dalys Beanum	6	7	8	15	0.5-2	.	1-0	2	.	.	.	1	.
29	Graham Spalding	6	10	3	13	1.5-4	.	.	.	.	.	.	.	.
99	Caleb Sanders	6	8	5	13	2-10	1-8	.	1	1	.	.	.	.
37	Tucker Large	6	6	5	11	.	.	.	1	.	.	.	.	.
94	Cade Terveer	6	5	6	11	1.5-6	1.5-6	.	.	.	.	.	.	.
5	DyShawn Gales	5	9	2	11	2-4	.	1-0	2	.	.	.	.	.
97	Reece Winkelman	6	7	4	11	4.5-26	3.5-24	.	1	1	.	.	.	.
2	Isaiah Stalbird	3	5	5	10	1-1	.	.	.	.	.	.	.	.
53	Caden Johnson	6	6	3	9	1-4	1-4	.	.	1	.	1	.	.
98	Ryan Van Marel	6	2	7	9	1-6	1-6	.	.	.	.	.	.	.
48	Quinton Hicks	5	3	5	8	.	.	.	.	1	.	.	.	.
13	Aydan Dautermann	6	7	1	8	.	.	.	1	.	.	.	.	.
1	Malik Lofton	6	4	3	7	.	.	.	3	.	.	.	.	.
3	Dontay Johnson	4	5	1	6	1.5-6	.	.	1	.	.	.	.	.
23	Matthew Durrance	6	3	3	6	.	.	1-0	.	.	.	.	.	.
44	Kevin Brenner	6	4	2	6	.	.	.	.	.	.	.	.	.
52	Jarod DePriest	6	1	4	5	1-5	1-5	.	.	1	.	.	1	.
26	Steven Arrell	6	4	1	5	1-5	.	.	.	.	1-0	1	.	.
30	Payton Shafer	4	2	2	4	.	.	.	.	.	.	.	.	.
9	Caleb Franci	1	2	1	3	.	.	1-17	1	1	.	.	.	.
55	Aaron Wolfcale-Holsten	4	2	.	2	.	.	.	.	.	1-0	.	.	.
6	Saiveon Williamson	4	1	1	2	.	.	.	.	.	.	.	.	.
42	Davion Sterner	5	1	1	2	0.5-1	.	.	.	.	.	.	.	.
93	Max Baloun	6	2	.	2	2-19	2-19	.	1	.	.	.	.	.
35	Chase Norblade	1	2	.	2	.	.	.	.	.	.	.	.	.
31	Jalen B. Lee	1	2	.	2	.	.	.	.	.	.	.	.	.
10	Hunter Dustman	6	1	.	1	.	.	.	.	.	.	.	.	.
3	Amar Johnson	6	1	.	1	.	.	.	.	.	.	.	.	.
10	Jaxon Janke	6	1	.	1	.	.	.	.	.	.	.	.	.
38	Trevor Scott	2	1	.	1	.	.	.	.	.	.	.	.	.
57	Levi Vanden Bos	1	1	.	1	.	.	.	.	.	.	.	.	.
95	Zac Wilson	6	1	.	1	.	.	.	.	.	.	.	.	.
48	Jaden Mueller	6	.	1	1	.	.	.	.	.	.	.	.	.
90	Randy Keumogne	4	.	.	.	.	.	.	.	1	.	.	.	.
	Totals	6	193	122	315	31-130	16-90	8-118	16	9	4-0	3	2	0
	Opponents	6	243	152	395	26-112	8-59	3-40	18	15	3-0	3	2	2



**2022-23 South Dakota St. Football**  
**Team Game-by-Game**  
**All games**

Page 1/1  
as of Oct 09, 2022

Date	Opponent	Rushing				Receiving				Passing				Kick Returns				Punt Returns				tot		
		no.	yds	td	lg	no.	yds	td	lg	cmp	att	int	yds	td	lg	no.	yds	td	lg	no.	yds	td	lg	off
09/03/2022	at Iowa	31	33	0	12	10	87	0	20	10	26	0	87	0	20	2	31	0	16	2	8	0	8	120
09/10/2022	UC Davis	44	140	2	13	13	110	1	17	13	21	2	110	1	17	2	22	0	14	2	12	0	12	250
09/17/2022	Butler	39	184	3	23	17	279	3	54	17	26	0	279	3	54	0	0	0	0	3	3	0	2	463
09/24/2022	at Missouri St.	37	156	0	24	22	319	4	40	22	29	0	319	4	40	2	44	0	27	1	2	0	2	475
10/01/2022	Western Ill.	47	270	3	38	17	188	1	20	17	33	0	188	1	20	3	49	0	19	3	-4	0	2	458
10/08/2022	South Dakota	43	208	3	47	12	136	1	28	12	21	1	136	1	28	0	0	0	0	3	6	0	8	344
South Dakota St.		241	991	11	47	91	1119	10	54	91	156	3	1119	10	54	9	146	0	27	14	27	0	12	2110
Opponents		162	345	2	29	92	1023	6	68	92	166	8	1023	6	68	15	307	0	69	8	37	0	29	1368

**South Dakota St. Averages**

Games	Avg/ rush	Avg/ catch	Pass effc	KR avg	PR avg	All purpose avg/game	Total offense avg/game
6	4.1	12.3	135.9	16.2	1.9	400.2	351.7

Date	Opponent	Tackles				Sacks	Fumble		Pass Defense			blkd	PAT attempts			off		
		ua	a	total	tfl-yds	no-yds	ff	fr-yds	int-yds	qbh	brup	kick	kick	rush	rcv	saf	t/o	pts
09/03/2022	at Iowa	36	30	66	5.0-22	2-17	1	1-0	1-17	2	3	0	0-0	0	0	0	3	3
09/10/2022	UC Davis	32	24	56	5.0-15	0-0	0	0-0	1-31	3	4	1	3-3	0	0	0	7	24
09/17/2022	Butler	31	18	49	1.0-2	0-0	0	2-0	1-0	1	5	0	6-6	0	0	0	21	45
09/24/2022	at Missouri St.	33	14	47	7.0-29	4-20	0	0-0	2-70	1	1	0	4-4	0	0	0	7	28
10/01/2022	Western Ill.	29	12	41	5.0-33	3-25	2	1-0	1-0	1	2	0	4-4	0	0	0	6	34
10/08/2022	South Dakota	32	24	56	8.0-29	7-28	0	0-0	2-0	1	1	1	4-4	0	0	0	7	28
South Dakota St.		193	122	315	31.0-130	16-90	3	4-0	8-118	9	16	2	21-21	0	0	0	51	162
Opponents		243	152	395	26.0-112	8-59	3	3-0	3-40	15	18	2	6-7	0	0	2	6	73

Date	Opponent	Punting										Field Goals			Kickoffs				
		no.	yds	avg	long	blkd	tb	fc	50+	i20	md	att	long	blkd	no.	yds	avg	tb	ob
09/03/2022	at Iowa	11	457	41.5	52	0	1	3	2	0	1	1	44	0	4	220	55.0	1	0
09/10/2022	UC Davis	2	89	44.5	46	0	0	1	0	0	1	1	41	0	5	304	60.8	1	0
09/17/2022	Butler	1	52	52.0	52	0	0	0	1	0	1	2	27	0	8	490	61.3	2	0
09/24/2022	at Missouri St.	3	137	45.7	53	0	0	0	1	1	0	3	0	1	5	237	47.4	0	0
10/01/2022	Western Ill.	4	156	39.0	47	0	0	1	0	2	2	3	27	0	6	357	59.5	2	1
10/08/2022	South Dakota	4	166	41.5	51	0	0	2	1	3	0	1	0	1	5	279	55.8	1	0
<b>South Dakota St.</b>		<b>25</b>	<b>1057</b>	<b>42.3</b>	<b>53</b>	<b>0</b>	<b>1</b>	<b>7</b>	<b>5</b>	<b>6</b>	<b>5</b>	<b>11</b>	<b>44</b>	<b>2</b>	<b>33</b>	<b>1887</b>	<b>57.2</b>	<b>7</b>	<b>1</b>
<b>Opponents</b>		<b>38</b>	<b>1684</b>	<b>44.3</b>	<b>57</b>	<b>0</b>	<b>4</b>	<b>11</b>	<b>11</b>	<b>13</b>	<b>5</b>	<b>8</b>	<b>46</b>	<b>1</b>	<b>16</b>	<b>980</b>	<b>61.3</b>	<b>4</b>	<b>0</b>



**2022-23 South Dakota St. Football**  
**Opponents Game-by-Game**  
**All games**

Page 1/1  
as of Oct 09, 2022

		Rushing				Receiving				Passing				Kick Returns				Punt Returns				tot		
Date	Opponent	no.	yds	td	lg	no.	yds	td	lg	cmp	att	int	yds	td	lg	no.	yds	td	lg	no.	yds	td	lg	off
09/03/2022	at Iowa	36	57	0	11	11	109	0	27	11	25	1	109	0	27	2	41	0	21	5	17	0	9	166
09/10/2022	UC Davis	21	49	0	15	26	273	3	68	26	44	1	273	3	68	1	20	0	20	1	-3	0	0	322
09/17/2022	Butler	24	53	1	8	18	211	1	56	18	31	1	211	1	56	1	19	0	19	1	-6	0	0	264
09/24/2022	at Missouri St.	24	75	1	15	19	185	1	67	19	29	2	185	1	67	4	73	0	55	1	29	0	29	260
10/01/2022	Western Ill.	21	19	0	12	13	201	1	56	13	25	1	201	1	56	3	46	0	19	0	0	0	0	220
10/08/2022	South Dakota	36	92	0	29	5	44	0	17	5	12	2	44	0	17	4	108	0	69	0	0	0	0	136
Opponents		162	345	2	29	92	1023	6	68	92	166	8	1023	6	68	15	307	0	69	8	37	0	29	1368
South Dakota St.		241	991	11	47	91	1119	10	54	91	156	3	1119	10	54	9	146	0	27	14	27	0	12	2110

**Opponents Averages**

Games	Avg/ rush	Avg/ catch	Pass effc	KR avg	PR avg	All purpose avg/game	Total offense avg/game
6	2.1	11.1	109.5	20.5	4.6	292.0	228.0

Date	Opponent	Tackles				Sacks no-yds	Fumble		Pass Defense			blkd kick	PAT attempts			off		
		ua	a	total	tfl-yds		ff	fr-yds	int-yds	qbh	brup		kick	rush	rcv	saf	t/o	pts
09/03/2022	at Iowa	31	30	61	9.0-36	4-23	1	0-0	0-0	5	8	0	0-0	0	0	2	0	7
09/10/2022	UC Davis	45	22	67	4.0-35	1-13	1	1-0	2-2	1	2	0	1-2	0	0	0	6	22
09/17/2022	Butler	39	20	59	2.0-5	0-0	0	0-0	0-0	0	2	0	2-2	0	0	0	0	17
09/24/2022	at Missouri St.	41	34	75	6.0-15	1-7	1	1-0	0-0	6	0	1	2-2	0	0	0	0	14
10/01/2022	Western Ill.	55	14	69	4.0-19	2-16	0	0-0	0-0	3	2	0	1-1	0	0	0	0	10
10/08/2022	South Dakota	32	32	64	1.0-2	0-0	0	1-0	1-38	0	4	1	0-0	0	0	0	0	3
<b>Opponents</b>		<b>243</b>	<b>152</b>	<b>395</b>	<b>26.0-112</b>	<b>8-59</b>	<b>3</b>	<b>3-0</b>	<b>3-40</b>	<b>15</b>	<b>18</b>	<b>2</b>	<b>6-7</b>	<b>0</b>	<b>0</b>	<b>2</b>	<b>6</b>	<b>73</b>
<b>South Dakota St.</b>		<b>193</b>	<b>122</b>	<b>315</b>	<b>31.0-130</b>	<b>16-90</b>	<b>3</b>	<b>4-0</b>	<b>8-118</b>	<b>9</b>	<b>16</b>	<b>2</b>	<b>21-21</b>	<b>0</b>	<b>0</b>	<b>0</b>	<b>51</b>	<b>162</b>

Date	Opponent	Punting										Field Goals			Kickoffs			
		no.	yds	avg	long	blkd	tb	fc	50+	i20	md-att	long	blkd	no.	yds	avg	tb	ob
09/03/2022	at Iowa	10	479	47.9	57	0	2	1	4	7	1-2	46	0	2	125	62.5	0	0
09/10/2022	UC Davis	5	218	43.6	56	0	0	2	1	1	1-2	36	0	3	165	55.0	1	0
09/17/2022	Butler	5	209	41.8	54	0	0	1	1	1	1-1	33	0	3	194	64.7	2	0
09/24/2022	at Missouri St.	7	331	47.3	56	0	1	5	3	3	0-0	0	0	3	190	63.3	0	0
10/01/2022	Western Ill.	5	168	33.6	41	0	0	1	0	0	1-1	35	0	3	178	59.3	0	0
10/08/2022	South Dakota	6	279	46.5	55	0	1	1	2	1	1-2	37	1	2	128	64.0	1	0
<b>Opponents</b>		<b>38</b>	<b>1684</b>	<b>44.3</b>	<b>57</b>	<b>0</b>	<b>4</b>	<b>11</b>	<b>11</b>	<b>13</b>	<b>5-8</b>	<b>46</b>	<b>1</b>	<b>16</b>	<b>980</b>	<b>61.3</b>	<b>4</b>	<b>0</b>
<b>South Dakota St.</b>		<b>25</b>	<b>1057</b>	<b>42.3</b>	<b>53</b>	<b>0</b>	<b>1</b>	<b>7</b>	<b>5</b>	<b>6</b>	<b>5-11</b>	<b>44</b>	<b>2</b>	<b>33</b>	<b>1887</b>	<b>57.2</b>	<b>7</b>	<b>1</b>

## CAREER HIGHS - OFFENSE

### QUARTERBACKS



#### 11-MARK GRONOWSKI

6-3, 220, So.

Naperville, Illinois • Neuqua Valley H.S.

##### **SINGLE-GAME CAREER HIGHS**

Completions: 22, at Missouri State, 9-24-2022

Passing Attempts: 33, vs. Western Illinois, 10-1-2022

Passing Yards: 319, at Missouri State, 9-24-2022

Long Pass: 76 yards (for TD) to Jaxon Janke, at North Dakota, 2-27-2021

Touchdown Passes: 4, at Missouri State, 9-24-2022

Interceptions: 2, at North Dakota, 2-27-2021, and vs. UC Davis, 9-10-2022

Rushing Attempts: 16, at North Dakota State, 4-17-2021

Rushing Yards: 142, vs. Southern Illinois, 5-2-2021

Long Rush: 80 yards (for TD), vs. Western Illinois, 3-6-2021

Rushing Touchdowns: 2, three times (last: vs. UC Davis, 9-10-2022)

Receptions: 1, vs. Delaware, 5-8-2021

Receiving Yards: 24, vs. Delaware, 5-8-2021

Long Reception: 24 yards (for TD), vs. Delaware, 5-8-2021

Receiving Touchdowns: 1, vs. Delaware, 5-8-2021



#### 13-KEATON HEIDE

6-3, 205, Sr.

Wayzata, Minnesota • Wayzata H.S.

##### **SINGLE-GAME CAREER HIGHS**

Completions: 26, at South Dakota, 11-23-2019

Passing Attempts: 35, at South Dakota, 11-23-2019

Passing Yards: 308, at South Dakota, 11-23-2019

Long Pass: 65 yards, to Cade Johnson, vs. Northern Iowa, 11-16-2019

Touchdown Passes: 2, vs. Northern Iowa, 11-16-2019, and at South Dakota, 11-23-2019

Interceptions: 1, four times (last: vs. Sam Houston, 5-16-2021)

Rushing Attempts: 11, at South Dakota, 11-23-2019

Rushing Yards: 15, vs. Illinois State, 11-19-2019

Long Rush: 11 yards, vs. North Dakota State, 10-26-2019

Rushing TDs: 1, vs. North Dakota State, 10-26-2019



#### 2-RUDY VOSS

6-3, 210, So.

Lakefield, Minnesota •

Jackson County Central H.S.

##### **SINGLE-GAME CAREER HIGHS**

Completions: 1, vs. Lindenwood, 9-11-2021

Passing Attempts: 2, vs. Dixie State, 10-2-2021

Passing Yards: 5, vs. Lindenwood, 9-11-2021

Long Pass: 5 yards, to Caleb Schauf, vs. Lindenwood, 9-11-2021


Touchdown Passes: N/A

Rushing Attempts: 3, vs. Lindenwood, 9-11-2021, and at Youngstown State, 10-30-2021

Rushing Yards: 42, vs. Youngstown State, 10-30-2021

Long Rush: 20 yards, vs. Dixie State, 10-2-2021

Rushing Touchdowns: 1, at Youngstown State, 10-30-2021, and vs. Butler, 9-17-2022



### RUNNING BACKS

#### 28-JOSH BURI

5-11, 210, R-Fr.

Stewartville, Minnesota •

Brookings (S.D.) H.S.

##### **SINGLE-GAME CAREER HIGHS**

Rushing Attempts: 8, vs. Butler, 9-17-2022

Rushing Yards: 29, vs. Butler, 9-17-2022

Long Rush: 9 yards, vs. Lindenwood, 9-11-2021, and vs. Butler, 9-17-2022

Rushing Touchdowns: 1, vs. Dixie State, 10-2-2021

Receptions: N/A

Receiving Yards: N/A

Long Reception: N/A

Receiving Touchdowns: N/A



#### 22-ISAIAH DAVIS

6-1, 220, Jr.

Joplin, Missouri • Joplin H.S.

##### **SINGLE-GAME CAREER HIGHS**

Rushing Attempts: 27, vs. Western Illinois, 10-1-2022

Rushing Yards: 217, vs. UC Davis, 11-27-2021

Long Rush: 85 yards (for TD), vs. Sam Houston, 5-16-2021

Rushing Touchdowns: 3, four times (last: vs. South Dakota, 10-8-2022)

Receptions: 5, at Iowa, 9-3-2022

Receiving Yards: 36, at North Dakota State, 4-17-2021, and vs. Delaware, 5-8-2021

Long Reception: 36 yards, vs. Delaware, 5-8-2021

Receiving Touchdowns: N/A

Kickoff Returns: 4, vs. Sam Houston, 5-16-2021

Kickoff Return Yards: 114, vs. Sam Houston, 5-16-2021

Long Kickoff Return: 50 yards, vs. Southern Illinois, 5-2-2021

Punt Returns: 1, three times (last: at Sacramento State, 12-4-2021)

Punt Return Yards: 17, at Sacramento State

All-Purpose Yards: 305, vs. Sam Houston, 5-16-2021



#### 3-AMAR JOHNSON

5-11, 190, So.

O'Fallon, Missouri • Chaminade College Prep

##### **SINGLE-GAME CAREER HIGHS**

Rushing Attempts: 18, at Youngstown State, 10-30-2021

Rushing Yards: 105, vs. Lindenwood, 9-11-2021

Long Rush: 28 yards, vs. Lindenwood, 9-11-2021

Rushing Touchdowns: 1, three times (last: at Youngstown State, 10-30-2021)

Receptions: 1, five times (last: vs. Western Illinois, 10-1-2022)

Receiving Yards: 34, at Indiana State, 9-25-2021

Long Reception: 34 yards, at Indiana State, 9-25-2021

Receiving Touchdowns: N/A

Kickoff Returns: 2, vs. UC Davis, 11-27-2021

Kickoff Return Yards: 29, at South Dakota, 11-13-2021

Long Kickoff Return: 29 yards, at South Dakota, 11-13-2021

All-Purpose Yards: 105, vs. Lindenwood, 9-11-2021



## CAREER HIGHS - OFFENSE

### RUNNING BACKS (cont.)



#### 21-ANGEL JOHNSON

5-10, 185, R-Fr.

Irene, South Dakota • Viborg-Hurley H.S.

##### **SINGLE-GAME CAREER HIGHS**

Rushing Attempts: 6, vs. Lindenwood, 9-11-2021, and vs. Dixie State, 10-2-2021

Rushing Yards: 37, vs. Dixie State, 10-2-2021

Long Rush: 15 yards, vs. Dixie State, 10-2-2021

Rushing Touchdowns: 1, vs. Butler, 9-17-2021



#### 24-DERRICK JOHNSON

6-0, 200, Fr.

Austin, Texas • Lake Travis H.S.

##### **SINGLE-GAME CAREER HIGHS**

Rushing Attempts: 2, vs. Butler, 9-17-2022

Rushing Yards: 3, vs. Butler, 9-17-2022

Long Rush: 3 yards, vs. Butler, 9-17-2022

Rushing Touchdowns: N/A

### WIDE RECEIVERS



#### 4-CANYON BAUER

6-0, 195, Jr.

Sioux Falls, South Dakota • O'Gorman H.S.

##### **SINGLE-GAME CAREER HIGHS**

Receptions: 5, vs. Butler, 9-17-2022

Receiving Yards: 76, vs. Butler, 9-17-2022

Long Reception: 54 yards, vs. Butler, 9-17-2022

Receiving Touchdowns: N/A

*Note: Returned block punt 9 yards for touchdown at Western Illinois, 10-16-2021*



#### 15-DEVON COLE JR.

5-9, 165, So.

Clermont, Florida • Lake Minneola H.S.

##### **SINGLE-GAME CAREER HIGHS**

Receptions: 1, three times (last: vs. Western Illinois, 10-1-2022)

Receiving Yards: 12, vs. Western Illinois, 10-1-2022

Long Reception: 12 yards, vs. Western Illinois, 10-1-2022

Receiving Touchdowns: N/A

Punt Returns: 1, at Youngstown State, 10-30-2021

Long Punt Return: 2 yards, at Youngstown State, 10-30-2021



#### 19-A.J. COONS

6-4, 215, So.

Solon, Iowa • Solon H.S.

##### **SINGLE-GAME CAREER HIGHS**

Receptions: 1, at Indiana State, 9-25-2021, and vs. Western Illinois, 10-1-2022

Receiving Yards: 19, vs. Western Illinois, 10-1-2022

Long Reception: 19 yards, vs. Western Illinois, 10-1-2022

Receiving Touchdowns: N/A



#### 8-TYLER FELDKAMP

6-0, 195, So.

Sioux Falls, South Dakota • Roosevelt H.S.

##### **SINGLE-GAME CAREER HIGHS**

Receptions: 3, vs. South Dakota, 10-8-2022

Receiving Yards: 30, vs. South Dakota, 10-8-2022

Receiving Touchdowns: 1, vs. UC Davis, 9-10-2022

Long Reception: 22 yards, vs. Lindenwood, 9-11-2021

Kickoff Returns: 5, vs. Northern Iowa, 10-23-2021

Kickoff Return Yards: 87, vs. Northern Iowa, 10-23-2021

Long Kick Return: 41 yards, vs. North Dakota, 11-20-2021


Punt Returns: 3, three times (last: vs. Western Illinois, 10-1-2022)

Punt Return Yards: 26, vs. Dixie State, 10-2-2021

Long Punt Return: 14 yards, vs. Dixie State, 10-2-2021

Rushing Yards: 3 (on 1 attempt), vs. Dixie State, 10-2-2021

All-Purpose Yards: 94, vs. Northern Iowa, 10-23-2021



#### 1-JADON JANKE

6-3, 210, Sr.

Madison, South Dakota • Madison H.S.

##### **SINGLE-GAME CAREER HIGHS**

Receptions: 8, at Missouri State, 9-24-2022

Receiving Yards: 117, vs. Southern Illinois, 10-9-2021

Receiving Touchdowns: 2, four times (last: at Missouri State, 9-24-2022)

Long Reception: 52 yards, vs. Southern Illinois, 10-9-2021

Kickoff Returns: 4, at Montana State, 12-18-2021


Kickoff Return Yards: 101, at Montana State, 12-18-2021

Long Kick Return: 44 yards, at Montana State, 12-18-2021

Rushing Yards: 10 (on 1 attempt), at Missouri State, 9-24-2022

All-Purpose Yards: 167, at Montana State, 12-18-2021

*Note: Recovered blocked punt in end zone for touchdown at Southern Illinois, 11-10-2018*



#### 10-JAXON JANKE

6-3, 210, Sr.

Madison, South Dakota • Madison H.S.

##### **SINGLE-GAME CAREER HIGHS**

Receptions: 9, at Western Illinois, 10-16-2021, and vs. Western Illinois, 10-1-2022

Receiving Yards: 161, at North Dakota, 2-27-2021

Receiving Touchdowns: 2, three times (last: at Villanova, 12-11-2021)

Long Reception: 76 yards (for TD), at North Dakota, 2-27-2021

Punt Returns: 4, vs. Long Island, 9-7-2019

Punt Return Yards: 111, vs. Long Island, 9-7-2019

Long Punt Return: 77 yards (for TD), vs. Long Island, 9-7-2019

Kickoff Returns: 1, three times (last: vs. Illinois State, 11-9-2019)

Kickoff Return Yards: 20, vs. Illinois State, 11-9-2019

Long Kick Return: 20 yards, vs. Illinois State, 11-9-2019

Rushing Yards: 14 yards (on 1 attempt), at Missouri State, 9-24-2022

All-Purpose Yards: 161, at North Dakota, 2-27-2021

## CAREER HIGHS - OFFENSE

### WIDE RECEIVERS (cont.)



**5-LANDON WOLF**

**5-10, 160, Grad.**

**Tulsa, Oklahoma • East Central H.S./  
Oklahoma State**

**SINGLE-GAME CAREER HIGHS**

Receptions: 1, at Iowa, 9-3-2022

Receiving Yards: 18, at Iowa, 9-3-2022

Long Reception: 18 yards, at Iowa, 9-3-2022

Receiving Touchdowns: N/A

Punt Returns: 1, at Colorado State, 9-3-2021, and vs. UC  
Davis, 9-10-2022

Punt Return Yards: 12, vs. UC Davis, 9-10-2022

Long Punt Return: 12 yards, vs. UC Davis, 9-10-2022

### TIGHT ENDS



**87-ZACH HEINS**

**6-7, 260, Sr.**

**Sioux Falls, South Dakota • Washington H.S.**

**SINGLE-GAME CAREER HIGHS**

Receptions: 7, at Missouri State, 9-24-2022

Receiving Yards: 127, at Missouri State, 9-24-2022

Long Reception: 43 yards, at Northern Iowa, 2-19-2021

Receiving Touchdowns: 2, vs. Lindenwood, 9-11-2021



**85-TUCKER KRAFT**

**6-5, 255, Jr.**

**Timber Lake, South Dakota •  
Timber Lake H.S.**

**SINGLE-GAME CAREER HIGHS**

Receptions: 10, vs. Southern Illinois, 10-9-2021

Receiving Yards: 124, vs. Southern Illinois, 10-9-2021

Long Reception: 38 yards, at Montana State, 12-18-2021

Receiving Touchdowns: 2, vs. Lindenwood, 9-11-2021

Rushing Yards: 4 (on 1 attempt), at North Dakota State,  
4-17-2021, and vs. North Dakota State, 11-6-2021

Kickoff Return Yards: 4 (on 1 attempt), vs. Holy Cross,  
4-24-2021



**34-MIKE MORGAN**

**6-3, 235, Sr.**

**New Lenox, Illinois •  
Lincoln-Way Central H.S.**

**SINGLE-GAME CAREER HIGHS**

Receptions: 2, vs. Dixie State, 10-2-2021

Receiving Yards: 66, vs. Dixie State, 10-2-2021

Long Reception: 55 yards (for TD), vs. Dixie State,  
10-2-2021

Receiving Touchdowns: 2, vs. Dixie State, 10-2-2021

Kickoff Return Yards: 14 (on 1 attempt), at Western Illinois,  
10-16-2021

### SPECIALISTS



**47-MICHAEL DROTZMANN**

**6-3, 210, Jr.**

**Yankton, South Dakota • Yankton H.S.**

**SINGLE-GAME CAREER HIGHS**

Punts: 1, vs. Butler, 9-17-2022

Long Punt: 52 yards, vs. Butler, 9-17-2022



**10-HUNTER DUSTMAN**

**6-3, 230, Jr.**

**East Bethel, Minnesota • St. Francis H.S.**

**SINGLE-GAME CAREER HIGHS**

Field Goals Made: 2, vs. Western Illinois, 10-1-2022

Field Goals Attempted: 3, at Missouri State, 9-24-2022,  
and vs. Western Illinois, 10-1-2022

Long Field Goal: 44 yards, at Iowa, 9-3-2022

Extra Points Made: 4, four times (last: vs. South Dakota,  
10-8-2022)

Extra Points Attempted: 4, four times (last: vs. South  
Dakota, 10-8-2022)

Total Points: 10, vs. Western Illinois, 10-1-2022

Punts: 11, at Iowa, 9-3-2022

Punt Average (Min. 3 Punts): 49.5 yards (on 4 attempts),  
vs. Dixie State, 10-2-2021

Punts Inside 20: 3, at Sacramento State, 12-4-2021, and  
vs. South Dakota, 10-8-2022

Long Punt: 59 yards, at Sacramento State, 12-4-2021



**99-JACK GREEN**

**6-3, 195, R-Fr.**

**Rapid City, South Dakota •  
St. Thomas More H.S.**

**SINGLE-GAME CAREER HIGHS**


Extra Points Made: 2, vs. Butler, 9-17-2022

Extra Points Attempted: 2, vs. Butler, 9-17-2022

Total Points: 2, vs. Butler, 9-17-2022

## CAREER HIGHS - DEFENSE

### DEFENSIVE ENDS



**44-KEVIN BRENNER**  
**6-3, 240, Jr.**  
**Silver Lake, Wisconsin • Wilmot Union H.S.**

#### **SINGLE-GAME CAREER HIGHS**

Solo Tackles: 2, vs. Lindenwood, 9-11-2021, and vs. UC Davis, 9-10-2022  
 Assisted Tackles: 2, vs. UC Davis, 9-10-2022  
 Total Tackles: 4, vs. UC Davis, 9-10-2022  
 Tackles for Loss: 1.0, at Colorado State, 9-3-2021, and vs. Lindenwood, 9-11-2021



**48-QUINTON HICKS**  
**6-3, 245, Sr.**  
**Wichita, Kansas • Campus H.S.**

#### **SINGLE-GAME CAREER HIGHS**

Solo Tackles: 3, vs. Northern Iowa, 11-16-2019  
 Assisted Tackles: 3, three times (last: vs. South Dakota, 10-8-2022)  
 Total Tackles: 5, at Western Illinois, 10-16-2021  
 Tackles for Loss: 2.0, vs. Long Island, 9-7-2019  
 Sacks: 1.5, at Missouri State, 11-2-2019  
 Forced Fumbles: 1, vs. Long Island, 9-7-2019  
 Fumble Recoveries: 1, vs. Long Island, 9-7-2019  
 Pass Breakups: 1, vs. Youngstown State, 3-13-2021



**53-CADEN JOHNSON**  
**6-3, 235, Jr.**  
**Wahoo, Nebraska • Bishop Neumann H.S.**

#### **SINGLE-GAME CAREER HIGHS**

Solo Tackles: 2, three times (last: at Iowa, 9-3-2022)  
 Assisted Tackles: 1, eight times (last: vs. UC Davis, 9-10-2022)  
 Total Tackles: 2, six times (last: vs. Western Illinois, 10-1-2022)  
 Tackles for Loss: 1.5, vs. Western Illinois, 3-6-2021  
 Sacks: 1.0, vs. Western Illinois, 3-6-2021, and vs. South Dakota, 10-8-2022  
 Forced Fumbles: 1, vs. Western Illinois, 10-1-2022  
 Fumble Recoveries: 1, at Colorado State, 9-3-2021  
 Pass Breakups: 1, vs. Western Illinois, 3-6-2021



**90-RANDY KEUMOGNE**  
**6-3, 230, Jr.**  
**Oakdale, Minnesota • Tartan H.S.**

#### **SINGLE-GAME CAREER HIGHS**

Solo Tackles: 1, at North Dakota State, 4-17-2021, and vs. Delaware, 5-8-2021  
 Assisted Tackles: 1, vs. Lindenwood, 9-11-2021, and vs. UC Davis, 11-27-2021  
 Total Tackles: 1, four times (last: vs. UC Davis, 11-27-2021)  
 Tackles for Loss: 1.0, at North Dakota State, 4-17-2021  
 Sacks: 1.0, at North Dakota State, 4-17-2021



**94-CADE TERVEER**  
**6-3, 250, Sr.**  
**Brandon, South Dakota •**  
**Brandon Valley H.S.**

#### **SINGLE-GAME CAREER HIGHS**

Solo Tackles: 4, at Youngstown State, 10-30-2021  
 Assisted Tackles: 1, 14 times (last: vs. UC Davis, 9-10-2022)  
 Total Tackles: 5, at Youngstown State, 10-30-2021, and vs. South Dakota, 10-8-2022  
 Tackles for Loss: 2.0, vs. North Dakota, 11-20-2021  
 Sacks: 2.0, vs. North Dakota, 11-20-2021  
 Forced Fumbles: 1, at Villanova, 12-11-2021  
 Interceptions: 1, vs. three times (last: at Sacramento State, 12-4-2021)  
 Long Interception Return: 14 yards, vs. UC Davis, 11-27-2021  
 Pass Breakups: 1, at Western Illinois, 10-16-2021, and vs. North Dakota, 11-20-2021



**57-LEVI VANDEN BOS**  
**6-3, 225, R-Fr.**  
**Rock Valley, Iowa • Western Christian H.S.**

#### **SINGLE-GAME CAREER HIGHS**

Solo Tackles: 1, vs. Dixie State, 10-2-2021, and vs. Butler, 9-17-2022  
 Assisted Tackles: N/A  
 Total Tackles: 1, vs. Dixie State, 10-2-2021, and vs. Butler, 9-17-2022  
 Tackles for Loss: 1.0, vs. Dixie State, 10-2-2021  
 Sacks: 1.0, vs. Dixie State, 10-2-2021



**95-ZAC WILSON**  
**6-3, 235, Jr.**  
**Chipley, Florida • Chipley H.S.**

#### **SINGLE-GAME CAREER HIGHS**

Solo Tackles: 1, at Western Illinois, 10-16-2021  
 Assisted Tackles: N/A  
 Total Tackles: 1, at Western Illinois, 10-16-2021  
 Tackles for Loss: 1.0, at Western Illinois, 10-16-2021  
 Sacks: 1.0, at Western Illinois, 10-16-2021



**97-REECE WINKELMAN**  
**6-4, 245, Sr.**  
**Marshall, Minnesota • Marshall H.S.**

#### **SINGLE-GAME CAREER HIGHS**

Solo Tackles: 6, vs. Delaware, 5-8-2021  
 Assisted Tackles: 3, four times (last: vs. Southern Illinois, 10-9-2021)  
 Total Tackles: 8, vs. Delaware 5-8-2021  
 Tackles for Loss: 3.5, vs. Delaware, 5-8-2021  
 Sacks: 2.5, vs. Delaware, 5-8-2021  
 Forced Fumbles: 1, at Indiana State, 10-19-2019, and at Western Illinois, 10-16-2021  
 Fumble Recoveries: 1, at Indiana State, 10-19-2019, and at Western Illinois, 10-16-2021  
 Pass Breakups: 1, five times (last: at Iowa, 9-3-2022)  
 Blocked Kicks: 1, vs. Holy Cross, 4-24-2021, and vs. Delaware, 5-8-2021



## CAREER HIGHS - DEFENSE

### DEFENSIVE TACKLES



**93-MAX BALOUN**

**6-5, 270, Jr.**

**Redfield, South Dakota • Redfield H.S.**

#### **SINGLE-GAME CAREER HIGHS**

Solo Tackles: 1, at Iowa, 9-3-2022, and vs. Western Illinois, 10-1-2022

Assisted Tackles: N/A

Total Tackles: 1, at Iowa, 9-3-2022, and vs. Western Illinois, 10-1-2022

Tackles for Loss: 1.0, at Iowa, 9-3-2022, and vs. Western Illinois, 10-1-2022

Sacks: 1.0, at Iowa, 9-3-2022, and vs. Western Illinois, 10-1-2022

Pass Breakups: 1, vs. Butler, 9-17-2022



**52-JAROD DePRIEST**

**6-5, 270, Jr.**

**Trivoli, Illinois • Farmington Central H.S.**

#### **SINGLE-GAME CAREER HIGHS**

Solo Tackles: 1, vs. Holy Cross, 4-24-2021, and vs. Delaware, 5-8-2021

Assisted Tackles: 3, at Indiana State, 9-25-2021

Total Tackles: 3, at Indiana State, 9-25-2021, and at Missouri State, 9-24-2022

Tackles for Loss: 1.0, three times (last: at Missouri State, 9-24-2022)

Sacks: 1.0, three times (last: at Missouri State, 9-24-2022)

Blocked Kicks: 1, vs. UC Davis, 9-10-2022



**99-CALEB SANDERS**

**6-1, 270, Sr.**

**Glenwood, Iowa • Glenwood H.S.**

#### **SINGLE-GAME CAREER HIGHS**

Solo Tackles: 5, at Kennesaw State, 12-8-2018

Assisted Tackles: 3, at Indiana State, 10-19-2019, and vs. Northern Iowa, 10-23-2021

Total Tackles: 5, three times (last: at Iowa, 9-3-2022)

Tackles for Loss: 2.0, vs. Arkansas-Pine Bluff, 9-15-2018, and vs. Delaware, 5-8-2021

Sacks: 2.0, vs. Delaware, 5-8-2021

Forced Fumbles: 1, vs. Southern Illinois, 10-9-2021

Fumble Recoveries: 1, at Villanova, 12-11-2021

Pass Breakups: 1, vs. Butler, 9-17-2022



**98-RYAN VAN MAREL**

**6-4, 280, Sr.**

**Sheldon, Iowa • Sheldon H.S.**

#### **SINGLE-GAME CAREER HIGHS**

Solo Tackles: 2, five times (last: at Youngstown State, 10-30-2021)

Assisted Tackles: 3, at Iowa, 9-3-2022

Total Tackles: 3, at Iowa, 9-3-2022, and vs. UC Davis, 9-10-2022

Tackles for Loss: 1.0, four times (last: at Missouri State, 9-24-2022)

Sacks: 1.0, at Youngstown State, 10-30-2021, and at Missouri State, 9-24-2022

Forced Fumbles: 1, vs. Southern Illinois, 10-9-2021

Blocked Kicks: 1, vs. Youngstown State, 3-13-2021



### LINEBACKERS

**32-ADAM BOCK**

**6-1, 215, Jr.**

**Solon, Iowa • Solon H.S.**

#### **SINGLE-GAME CAREER HIGHS**

Solo Tackles: 11, at South Dakota, 11-13-2021

Assisted Tackles: 10, at Indiana State, 9-25-2021

Total Tackles: 17, vs. Southern Illinois, 10-9-2021

Tackles for Loss: 2.5, three times (last: vs. South Dakota, 10-8-2022)

Sacks: 2.0, vs. South Dakota, 10-8-2022

Forced Fumbles: 1, three times (last: at Iowa, 9-3-2022)

Fumble Recoveries: 1, at Iowa, 9-3-2022

Interceptions: 1, at Indiana State, 9-25-2021, and vs. UC Davis, 11-27-2021

Long Interception Return: 39 yards (for TD), vs. UC Davis, 11-27-2021

Pass Breakups: 2, at Colorado State, 9-3-2021

Blocked Kicks: 1, at Youngstown State, 10-30-2021

*Note: Returned blocked PAT at Youngstown State for defensive extra point*



**9-CALEB FRANCL**

**6-0, 185, Jr.**

**Grand Island, Nebraska • Grand Island H.S.**

#### **SINGLE-GAME CAREER HIGHS**

Solo Tackles: 5, vs. Northern Iowa, 10-23-2021

Assisted Tackles: 4, at Indiana State, 9-25-2021

Total Tackles: 7, vs. Northern Iowa, 10-23-2021

Tackles for Loss: 2.0, vs. Long Island, 9-7-2019

Fumble Recoveries: 1, vs. Dixie State, 10-2-2021

Interceptions: 1, at Iowa, 9-3-2022

Pass Breakups: 1, at Indiana State, 9-25-2021, and at Iowa, 9-3-2022



**11-JASON FREEMAN**

**5-9, 200, Jr.**

**Zion, Illinois • Zion-Benton Township H.S./  
Olivet Nazarene University**

#### **SINGLE-GAME CAREER HIGHS**

Solo Tackles: 5, vs. Western Illinois, 10-1-2022


Assisted Tackles: 3, vs. South Dakota, 10-8-2022

Total Tackles: 7, vs. South Dakota, 10-8-2022

Tackles for Loss: 1.0, vs. Western Illinois, 10-1-2022, and vs. South Dakota, 10-8-2022

Sacks: 1.0, vs. South Dakota, 10-8-2022

Pass Breakups: 1, vs. UC Davis, 9-10-2022, and vs. Western Illinois, 10-1-2022



**40-AARON KUSLER**

**6-2, 220, So.**

**Sioux Falls, South Dakota • Roosevelt H.S.**

#### **SINGLE-GAME CAREER HIGHS**

Solo Tackles: 2, at Indiana State, 9-25-2021

Assisted Tackles: 2, vs. Lindenwood, 9-11-2021

Total Tackles: 3, vs. Lindenwood, 9-11-2021



## CAREER HIGHS - DEFENSE

### LINEBACKERS (cont.)



#### 43-ADAM KUSLER

6-3, 215, Sr.

Sioux Falls, South Dakota • Roosevelt H.S.

##### *SINGLE-GAME CAREER HIGHS*

Solo Tackles: 2, vs. Dixie State, 10-2-2021

Assisted Tackles: 2, vs. Dixie State, 10-2-2021

Total Tackles: 5, vs. Dixie State, 10-2-2021

Pass Breakups: 1, at Colorado State, 9-3-2021, and vs. Dixie State, 10-2-2021

Pass Breakups: 2, at North Dakota, 2-27-2021

Blocked Kicks: 1, at Northern Iowa, 2-19-2021



#### 6-SAIVEON WILLIAMSON

6-1, 205, Sr.

Waseca, Minnesota • Waseca H.S.

##### *SINGLE-GAME CAREER HIGHS*

Solo Tackles: 3, vs. Western Illinois, 3-6-2021

Assisted Tackles: 2, vs. Western Illinois, 3-6-2021, and vs. Youngstown State, 3-13-2021

Total Tackles: 5, vs. Western Illinois, 3-6-2021

Tackles for Loss: N/A



#### 0-DAETON MCGAUGHY

6-0, 210, Jr.

Elwood, Kansas • Lafayette H.S.

##### *SINGLE-GAME CAREER HIGHS*


Solo Tackles: 5, vs. Butler, 9-17-2022

Assisted Tackles: 4, vs. Lindenwood, 9-11-2021

Total Tackles: 7, vs. Butler, 9-17-2022

Interceptions: 1, three times (last: vs. UC Davis, 9-10-2022)

Fumble Recoveries: 1, vs. Western Illinois, 10-1-2022



#### 30-PAYTON SHAFER

6-0, 210, Sr.

Cottage Grove, Minnesota • Park H.S.

##### *SINGLE-GAME CAREER HIGHS*

Solo Tackles: 4, at Western Illinois, 10-16-2021

Assisted Tackles: 2, four times (last: vs. Butler, 9-17-2022)

Total Tackles: 5, at Western Illinois, 10-16-2021

Tackles for Loss: 2.0, vs. Lindenwood, 9-11-2021

Sacks: 1.0, vs. Lindenwood, 9-11-2021

Pass Breakups: 1, vs. Western Illinois, 3-6-2021



### CORNERBACKS

#### 26-STEVEN ARRELL

6-2, 190, So.

Brooklyn Park, Minnesota • Osseo H.S.

##### *SINGLE-GAME CAREER HIGHS*

Solo Tackles: 4, vs. Dixie State, 10-2-2021

Assisted Tackles: 3, vs. Dixie State, 10-2-2021

Total Tackles: 7, vs. Dixie State, 10-2-2021


Tackles for Loss: 1.0, three times (last: at Missouri State, 9-24-2022)

Interceptions: 1, vs. Dixie State, 10-2-2021

Pass Breakups: 1, at Southern Illinois, 3-20-2021, and at Indiana State, 9-25-2021

Forced Fumbles: 1, vs. Western Illinois, 10-1-2022

Fumble Recoveries: 1, vs. Butler, 9-17-2022



#### 29-GRAHAM SPALDING

6-1, 205, Jr.

Oviedo, Florida • Lake Howell H.S.

##### *SINGLE-GAME CAREER HIGHS*

Solo Tackles: 4, five times (last: vs. UC Davis, 9-10-2022)

Assisted Tackles: 8, vs. Northern Iowa, 10-23-2021

Total Tackles: 12, vs. Northern Iowa, 10-23-2021

Tackles for Loss: 2.5, vs. Northern Iowa, 10-23-2021

Sacks: 1.0, at Colorado State, 9-3-2021

Forced Fumbles: 1, at Southern Illinois, 3-20-2021

Interceptions: 1, vs. Lindenwood, 9-11-2021, and vs. Northern Iowa, 10-23-2021

Pass Breakups: 1, three times (last: vs. Northern Iowa, 10-23-2021)



#### 7-DALYS BEANUM

6-1, 185, Jr.

Omaha, Nebraska • Millard West H.S.

##### *SINGLE-GAME CAREER HIGHS*

Solo Tackles: 3, at Villanova, 12-11-2021

Assisted Tackles: 3, at Indiana State, 9-25-2021

Total Tackles: 4, at Iowa, 9-3-2022

Tackles for Loss: 1.0, at Western Illinois, 10-16-2021

Forced Fumbles: 1, at Villanova, 12-11-2021

Interceptions: 3, vs. UC Davis, 11-27-2021

Interception Return Yards: 60, vs. UC Davis, 11-27-2021

Long Interception Return: 59 yards (for TD), vs. UC Davis, 11-27-2021

Pass Breakups: 1, three times (last: vs. Western Illinois, 10-1-2022)

Blocked Kicks: 1, vs. South Dakota, 10-8-2022



#### 2-ISAIAH STALBIRD

6-1, 200, Sr.

Kearney, Nebraska • Kearney H.S./Nebraska

##### *SINGLE-GAME CAREER HIGHS*

Solo Tackles: 6, vs. North Dakota, 11-20-2021, and at Sacramento State, 12-4-2021

Assisted Tackles: 6, vs. North Dakota State, 11-6-2021

Total Tackles: 9, three times (last: at Sacramento State, 12-4-2021)

Tackles for Loss: 1.5, at Indiana State, 9-25-2021

Forced Fumbles: 1, vs. Southern Illinois, 10-9-2021, and at Montana State, 12-18-2021



#### 13-AYDAN DAUTERMANN

6-1, 185, R-Fr.

Hartford, Wisconsin • Slinger H.S.

##### *SINGLE-GAME CAREER HIGHS*

Solo Tackles: 2, vs. Butler, 9-17-2022

Assisted Tackles: 1, vs. Butler, 9-17-2022

Total Tackles: 3, vs. Butler, 9-17-2022

Pass Breakups: 1, vs. Dixie State, 10-2-2021, and vs. Butler, 9-17-2022

## CAREER HIGHS - DEFENSE

### CORNERBACKS (cont.)



**5-DySHAWN GALES**  
**5-11, 190, Sr.**  
**North Chicago, Illinois •**  
**North Chicago Community H.S.**

#### **SINGLE-GAME CAREER HIGHS**


Solo Tackles: 5, vs. Dixie State, 10-2-2021  
 Assisted Tackles: 4, at Colorado State, 9-3-2021, and vs. Northern Iowa, 10-23-2021  
 Total Tackles: 6, vs. Dixie State, 10-2-2021, and vs. Southern Illinois, 10-9-2021  
 Tackles for Loss: 1.0, eight times (last: at Missouri State, 9-24-2022)  
 Forced Fumbles: 1, vs. Lindenwood, 9-11-2021  
 Interceptions: 1, four times (last: vs. Western Illinois, 10-1-2022)  
 Pass Breakups: 2, four times (last: at Western Illinois, 10-16-2021)



**14-COLBY HUERTER**  
**6-1, 195, So.**  
**Katy, Texas • Tompkins H.S.**

#### **SINGLE-GAME CAREER HIGHS**

Solo Tackles: 3, vs. UC Davis, 11-27-2021, and at Iowa, 9-3-2022  
 Assisted Tackles: 5, vs. UC Davis, 9-10-2022  
 Total Tackles: 7, vs. UC Davis, 9-10-2022  
 Tackles for Loss: 1.0, vs. Western Illinois, 10-1-2022  
 Interceptions: 1, at Missouri State, 9-24-2022  
 Long Interception Return: 70 yards, at Missouri State, 9-24-2022



**31-JALEN B. LEE**  
**6-2, 180, Fr.**  
**Wentzville, Missouri • Fort Zumwalt H.S.**

#### **SINGLE-GAME CAREER HIGHS**

Solo Tackles: 2, vs. Butler, 9-17-2022  
 Assisted Tackles: N/A  
 Total Tackles: 2, vs. Butler, 9-17-2022



**3-DONTAY JOHNSON**  
**6-1, 170, Fr.**  
**Fort Collins, Colorado •**  
**Colorado Early College**

#### **SINGLE-GAME CAREER HIGHS**

Solo Tackles: 3, vs. UC Davis, 9-10-2022  
 Assisted Tackles: 1, vs. Butler, 9-17-2022  
 Total Tackles: 3, vs. UC Davis, 9-10-2022  
 Tackles for Loss: 1.0, vs. UC Davis, 9-10-2022  
 Pass Breakups: 1, vs. Butler, 9-17-2022



**37-TUCKER LARGE**  
**5-11, 170, R-Fr.**  
**Sioux Falls, South Dakota • Roosevelt H.S.**

#### **SINGLE-GAME CAREER HIGHS**


Solo Tackles: 4, vs. UC Davis, 9-10-2022  
 Assisted Tackles: 3, vs. UC Davis, 9-10-2022  
 Total Tackles: 7, vs. UC Davis, 9-10-2022  
 Pass Breakups: 1, vs. UC Davis, 9-10-2022



**1-MALIK LOFTON**  
**5-10, 190, Sr.**  
**Minneapolis, Minnesota • Hopkins H.S.**

#### **SINGLE-GAME CAREER HIGHS**

Solo Tackles: 5, at Colorado State, 9-3-2021  
 Assisted Tackles: 2, three times (last: vs. Western Illinois, 10-1-2022)  
 Total Tackles: 6, at Colorado State, 9-3-2021  
 Fumble Recoveries: 1, vs. Southern Illinois, 10-9-2021, and vs. North Dakota State, 11-6-2021  
 Interceptions: 1, four times (last: vs. North Dakota, 11-20-2021)  
 Pass Breakups: 2, vs. UC Davis, 11-27-2021




**35-CHASE NORBLADE**  
**6-1, 185, Sr.**  
**Papillion, Nebraska •**  
**Papillion-La Vista South H.S.**

#### **SINGLE-GAME CAREER HIGHS**

Solo Tackles: 6, vs. Western Illinois, 3-6-2021  
 Assisted Tackles: 3, three times (last: at North Dakota State, 4-17-2021)  
 Total Tackles: 6, vs. Western Illinois, 3-6-2021  
 Tackles for Loss: 1.0, vs. Northern Iowa, 12-7-2019  
 Fumble Recoveries: 1, vs. Holy Cross, 4-24-2021  
 Interceptions: 1, vs. Drake, 9-14-2019, and vs. North Dakota State, 11-6-2021  
 Pass Breakups: 1, vs. North Dakota State, 11-6-2021

### SAFETIES



**23-MATTHEW DURRANCE**  
**6-2, 195, R-Fr.**  
**Lutz, Florida • Steinbrenner H.S.**

#### **SINGLE-GAME CAREER HIGHS**

Solo Tackles: 1, five times (last: vs. Western Illinois, 10-1-2022)  
 Assisted Tackles: 2, at Missouri State, 9-24-2022  
 Total Tackles: 3, at Missouri State, 9-24-2022  
 Interceptions: 1, at Missouri State, 9-24-2022



**25-CALE REEDER**  
**6-0, 180, Jr.**  
**Yorkville, Illinois • Yorkville H.S.**

#### **SINGLE-GAME CAREER HIGHS**

Solo Tackles: 7, vs. UC Davis, 11-27-2021  
 Assisted Tackles: 4, vs. North Dakota State, 11-6-2021  
 Total Tackles: 8, vs. UC Davis, 11-27-2021  
 Tackles for Loss: 2.0, at Villanova, 12-11-2021  
 Sacks: 1.0, vs. South Dakota, 12-8-2022  
 Interceptions: 1, vs. Butler, 9-17-2022, and vs. South Dakota, 10-8-2022  
 Pass Breakups: 1, seven times