



2021 SEASON PREVIEW

SDSU FOOTBALL QUICK FACTS

SOUTH DAKOTA STATE UNIVERSITY INFORMATION

LOCATION: Brookings, S.D.
ENROLLMENT: 11,405 (fall 2020)
COLORS: Yellow and Blue
NICKNAME: Jackrabbits
AFFILIATION: NCAA Division I Football
Championship Subdivision
CONFERENCE: Missouri Valley Football Conference
STADIUM: Dana J. Dykhouse Stadium (19,340
capacity - AstroTurf surface)

ADMINISTRATION

PRESIDENT: Dr. Barry H. Dunn
ALMA MATER: South Dakota State, 1975
ATHLETICS DIRECTOR: Justin Sell
ALMA MATER: Bowling Green (Ohio), 1991
OFFICE PHONE: (605) 688-6388
DEPUTY AD/FOOTBALL SUPERVISOR: Slade Larscheid
OFFICE PHONE: (605) 688-5625
**SENIOR ASSOCIATE AD-COMPLIANCE/SENIOR WOMAN
ADMINISTRATOR:** Kathy Heylens
OFFICE PHONE: (605) 688-5308
SENIOR ASSOCIATE AD-ADMINISTRATION: Matt Maher
OFFICE PHONE: (605) 688-5625
FACULTY ATHLETICS REPRESENTATIVE: Donna Flint

SPORTS INFORMATION

**ASSISTANT AD-SPORTS INFORMATION/FOOTBALL
CONTACT:** Jason Hove
OFFICE PHONE: (605) 688-4623
CELL PHONE: (605) 695-1827
FAX: (605) 688-5999
E-MAIL: Jason.Hove@sdstate.edu

SUPPORT STAFF

FOOTBALL OPERATIONS: Jon Shaeffer
VIDEO COORDINATOR: Derik Dillon
ATHLETIC TRAINER: Charlie Miller
EQUIPMENT: Tim Lowe
ASSISTANT AD-STRENGTH & CONDITIONING: Nate Moe
ASSISTANT AD-TICKETS: Jordon Boe
SR. ASSOCIATE AD-FACILITIES AND OPERATIONS: Jeff
Holm
ASSOCIATE AD-FACILITIES AND OPERATIONS: Christi
Williams
ASSISTANT AD-FACILITIES AND OPERATIONS: Rachael
Anello
ATHLETIC FACILITIES AND EVENT MANAGER: Austin
Buysse

GENERAL INFORMATION

MAILING ADDRESS: 2820 Marshall Center,
Brookings, SD 57007-1497
OVERNIGHT ADDRESS: 1047 16th Ave., Brookings,
SD 57007-1497
TICKET OFFICE: (605) 688-5422
WEBSITE: www.GoJacks.com
TWITTER: @GoJacksFB
FACEBOOK: facebook.com/SDSUJacks.Football

2020-21 RECAP

OVERALL RECORD: 8-2
CONFERENCE RECORD: 5-1 (tied for first place in
Missouri Valley Football Conference)
POSTSEASON: Reached Football Championship
Subdivision national title game (seeded first)
HOME RECORD: 5-0
AWAY/NEUTRAL RECORD: 3-1 / 0-1
FINAL RANKINGS: 2nd (Stats Perform media)/2nd (FCS
Coaches)

2020-21 GAME RESULTS

Feb. 19	*at Northern Iowa	W, 24-20
Feb. 27	*at North Dakota	L, 17-28
Mar. 6	*WESTERN ILLINOIS	W, 45-10
Mar. 13	*YOUNGSTOWN STATE	W, 19-17
Mar. 20	*at Southern Illinois	W, 44-3
Apr. 17	*at North Dakota State	W, 27-17
Apr. 24	*HOLY CROSS	W, 31-3
May 2	*SOUTHERN ILLINOIS	W, 31-26
May 8	*DELAWARE	W, 33-3
May 16	*vs. Sam Houston State	L, 21-23

*Missouri Valley Football Conference game
^Football Championship Subdivision Playoff game

2021 SCHEDULE

Sept. 3	at Colorado State	8 p.m.
Sept. 11	LINDENWOOD	6 p.m.
Sept. 25	*at Indiana State	noon
Oct. 2	*DIXIE STATE [Beef Bowl]	6 p.m.
Oct. 9	*SOUTHERN ILLINOIS	2 p.m.
Oct. 16	*at Western Illinois	noon
Oct. 23	*NORTHERN IOWA [Hobo Day]	2 p.m.
Oct. 30	*at Youngstown State	1 p.m.
Nov. 6	*NORTH DAKOTA STATE	2 p.m.
Nov. 13	*at South Dakota	1 p.m.
Nov. 20	*NORTH DAKOTA	2 p.m.

*Missouri Valley Football Conference game; all times Central

COACHING STAFF

HEAD COACH: John Stiegelmeier
ALMA MATER: South Dakota State, 1979
RECORD AT SOUTH DAKOTA STATE: 174-107-0 (24)
CAREER RECORD: Same
E-MAIL: John.Stiegelmeier@sdstate.edu
FOOTBALL MAIN OFFICE: (605) 688-6955
**ASSISTANT HEAD COACH/CO-DEFENSIVE COORDINATOR/
LINEBACKERS:** Jimmy Rogers (ninth year)
ALMA MATER: South Dakota State, 2009
E-MAIL: James.Rogers@sdstate.edu
CO-DEFENSIVE COORDINATOR/SAFETIES: Brian Bergstrom
(fifth year)
ALMA MATER: Gustavus Adolphus, 2002
E-MAIL: Brian.Bergstrom@sdstate.edu
OFFENSIVE COORDINATOR/OFFENSIVE LINE: Jason Eck
(sixth year)
ALMA MATER: Wisconsin, 1999
E-MAIL: Jason.Eck@sdstate.edu
SPECIAL TEAMS COORDINATOR/CORNERBACKS: Rob
Erickson (second year)
ALMA MATER: Wisconsin-Stevens Point, 2003
E-MAIL: Rob.Erickson@sdstate.edu

PASSING GAME COORDINATOR/WIDE RECEIVERS: Luke
Schleusner (eighth year)

ALMA MATER: North Dakota, 2002
E-MAIL: Luke.Schleusner@sdstate.edu

TIGHT ENDS: Ryan Olson (second year)

ALMA MATER: Wisconsin-Whitewater, 2012
E-MAIL: Ryan.Olson@sdstate.edu

RUNNING BACKS: Andre Crenshaw (first season)

ALMA MATER: Oregon, 2010
E-MAIL: Andre.Crenshaw@sdstate.edu

QUARTERBACKS: Zach Lujan (fourth year)

ALMA MATER: South Dakota State, 2017
E-MAIL: Zach.Lujan@sdstate.edu

DEFENSIVE LINE: Christian Smith (fifth year)

ALMA MATER: Toledo, 2013
E-MAIL: Christian.Smith@sdstate.edu

ASSISTANT DEFENSIVE LINE COACH: Spencer Erickson
(third year)

ALMA MATER: Wisconsin-Oshkosh, 2016
E-MAIL: Spencer.Erickson@sdstate.edu

OFFENSIVE GRADUATE ASSISTANT: Luke Munsterteiger

ALMA MATER: Bethel (Minn.), 2015
E-MAIL: Luke.Munsterteiger@sdstate.edu

DEFENSIVE GRADUATE ASSISTANT: C.J. Butt

ALMA MATER: Kent State, 2017
E-MAIL: Christopher.Butt@sdstate.edu

TEAM INFORMATION

LETTERMEN RETURNING: 54	LETTERMEN LOST: 5
• Offense: 21	• Offense: 2
• Defense: 30	• Defense: 2
• Special Teams: 3	

STARTERS RETURNING: 22

• Offense: 10 • Defense: 10 • Special Teams: 2

OFFENSIVE STARTERS RETURNING (10): Canyon Bauer,
WR; Wes Genant, C; Garret Greenfield, OT; Zach
Heins, TE; Jadon Janke, WR; Jaxon Janke, WR; Aron
Johnson, OT; Eagan Lickiss, OG; Mason McCormick,
OG; Pierre Strong, Jr., RB.

DEFENSIVE STARTERS RETURNING (10): Logan Backhaus,
LB; Adam Bock, LB; Don Gardner, CB; Michael Griffin
II, S; Quinton Hicks, DE; Malik Lofton, CB; Joshua
Manchigiah, S; Caleb Sanders, NT; Xavier Ward, DT;
Reece Winkelman, DE.

SPECIAL TEAMS STARTERS RETURNING (2): Ben Dinkel, P;
Cole Frahm, K.

OTHER RETURNING LETTERMEN (32): Matt Barnett, LB;
Ian Bass, OL; Dalys Beanum, CB; Skyler Cavanaugh,
TE; Isaiah Davis, RB; Jarod DePriest, DT; Caleb
Francl, LB; DyShawn Gales, CB; Jon Gruetzmacher,
OL; Keaton Heide, QB; Caden Johnson, DE; Tucker
Kraft, TE; Krockett Krolkowski, DT; Mason Leighton,
WR; Kinser Madison, LB; Daeton Mcgaughy, S;
Edward Miller, OL; Mike Morgan, FB/TE; Thomas
Motzko, LS/LB; Chase Norblade, S; Tolu Ogunrinde,
DE; Cale Reeder, S; Caleb Schauf, TE; Payton Shafer,
LB; Bradey Sorenson, LS; Graham Spalding, LB;
Thomas Stacker, DT; Isaiah Stalbird, LB/S; Cade
Terveer, DE; Jason Titus, OL; Ryan Van Marel, DT;
Saiveon Williamson, LB.

SEASON PREVIEW

After advancing to the Football Championship Subdivision national title game for the first time in program history this past spring, the South Dakota State football team faces with a quick turnaround in preparing for the 2021 season.

Only two and a half months since departing Frisco, Texas, with a heart-breaking, 23-21 loss to Sam Houston in the championship contest, head coach John Stiegelmeier welcomed more than 120 players back to the practice field. And with the NCAA granting college football players an extra season of eligibility during the 2020-21 campaign due to the COVID-19 pandemic, the Jackrabbits' cast of characters remains largely the same as 10 starters return on each side of the ball, along with welcoming a few key newcomers.

Once again, SDSU's sights are firmly set on the top prize.

"It will be the biggest roster and the best depth we've ever had," said John Stiegelmeier, who enters his 25th season as Jackrabbit head coach. "We're really going to focus on the hard work we put in during the spring and then finding a way to replicate that and do more."

Stiegelmeier acknowledges the short respite will likely pose some challenges, but he has confidence the team has the makeup to persevere and be in the mix for a 10th consecutive appearance in the FCS playoffs.

"The tough thing is the grind — the mental and physical grind," he said. "That falls on my shoulders to figure out when to push and when to release. I lean on our seniors and our captains; they've always been really mature and good about saying, 'Coach, we can take it' or 'We need a night off.' They know it's hard work so they don't choose those randomly, they choose them objectively."

Following is a more in-depth look at the 2021 Jackrabbits heading into fall camp.

OFFENSE

The lone preseason question mark facing the Jackrabbit offense is who will play quarterback.

Mark Gronowski, who took the reins of the offense as a true freshman last spring, suffered an injury in the first quarter of the national championship game that will sideline him for the 2021 campaign. The Naperville, Illinois, native proved to be a dual threat, passing for 1,565 yards and 15 touchdowns, and rushing for another 577 yards and seven scores en route to being named Missouri Valley Football Conference Offensive Player of the Year. Gronowski also swept the MVFC Freshman of the Year and Newcomer of the Year awards and finished as runner-up for the Jerry Rice Award as the top FCS freshman.

Among the front-runners for the starting spot at quarterback are transfer Chris Oladokun and sophomore Keaton Heide. Oladokun previously started games at South Florida and Samford before joining the Jackrabbits over the summer.

Heide has been pressed into action due to injuries each of his first two seasons with the Jackrabbits. He

passed for a team-best 1,072 yards in starting the final five games of the 2019 season. This past spring, Heide saw his most extensive action in relief of Gronowski in the national championship game as he completed 11-of-22 passes for 107 yards.

"Chris has hit the ground running," Stiegelmeier said. "I've been really impressed with him and I feel good about Keaton, as well."

Rudy Voss, who was honored as the team's Scout Offense Player of the Year, also has some experience in the Jackrabbit system, while the rest of the quarterback class consists of 2019 starter J'Bore Gibbs, who also is sidelined by injury, as well as incoming freshmen Jon Bell and Cade Rice.

Charged with protecting the quarterback, the entire starting offensive line remains intact from a year ago and features two All-Americans in returning sophomores Garret Greenfield and Mason McCormick. As a unit, the offensive line surrendered only 10 sacks during the 10 spring games and helped pave the way for the Jackrabbits to rush for 231.7 yards per game — the program's highest average output since moving to the Division I ranks in 2004.

Greenfield, a right tackle from Rock Valley, Iowa, burst on to the scene in his first season in the starting lineup and twice was an MVFC Offensive Lineman of the Week selection.

A Sioux Falls native, McCormick started all 10 games at left guard and earned All-America recognition from HERO Sports.

Veteran center Wes Genant, an honorable mention all-MVFC performer in the spring, also returns to the starting lineup, as do senior right guard Eagan Lickiss and junior left tackle Aron Johnson.

Other returning lettermen at the offensive line positions include senior Eddie Miller and juniors Jason Titus and Jon Gruetzmacher.

Aiding in the run game, as well as the passing game, is a versatile group of tight ends. Zach Heins was a first-team all-MVFC selection during the 2020-21 season after notching 12 catches for 200 yards.

Tucker Kraft (7 catches, 90 yards) and Skyler Cavanaugh (1 reception) also return at tight end.

Headlining the skill positions on offense are the running back duo of Pierre Strong, Jr. and Isaiah Davis, who combined for more than 1,500 rushing yards a season ago. A finalist for the Walter Payton Award, Strong tallied 707 rushing yards in nine games and ranked third on the squad with 20 receptions for another 178 yards.

Davis played a key role in the Jackrabbits' playoff run as a true freshman, finishing with team bests of 818 rushing yards and 10 touchdowns. He topped the 100-yard mark on four occasions, including posting a career-best 178 yards with three touchdowns in the national championship game.

A preseason All-America selection as an all-purpose back, Davis also led the team in kickoff returns, averaging 32.6 yards on seven attempts.

None of the remaining running backs on the preseason roster have a collegiate carry. Local product Josh Buri, along with Daxon Lindholm and Amar Johnson, are all incoming freshmen, while



Garret Greenfield was a consensus All-America selection at right tackle for the Jackrabbits this past spring.

Mike Morgan, who has previously seen action at both fullback and tight end for the Jackrabbits, is expected to move into a new role as a short-yardage back.

"We're very young there, but if there's one position that can play early it probably is running back because you don't teach them much; you teach them the plays and then let them use their talent," Stiegelmeier said.

Twin brothers Jaxon and Jadon Janke lead the Jackrabbit receiving corps. The Madison tandem combined for 53 receptions and nearly 900 yards in the spring, with Jaxon tallying team bests of 32 receptions, 473 receiving yards and six touchdowns, while Jadon averaged 20.2 yards per reception after finishing with 21 catches for 425 yards. Four of Jadon's five touchdown catches came in the playoffs.

Jaxon Janke also has been the team's top punt returner each of the last two seasons.

Also returning at wide receiver are Canyon Bauer (5 receptions, 34 yards) and Mason Leighton (3-26).

Stiegelmeier expects the unit to be bolstered by the addition of graduate transfer Landon Wolf. In three seasons at Oklahoma State, Wolf caught 55 passes for 551 yards. He also is a candidate to contribute in the return game.

DEFENSE

Like the Jackrabbit offense, it all starts up front for the South Dakota State defense.

A talented defensive line that is three deep at each of the four positions, features nine returning players who recorded at least one sack during the spring campaign.

Defensive tackle Caleb Sanders was the top sack man a season ago with five. A first-team all-MVFC honoree, Sanders finished the 10-game slate with seven tackles for loss among his 26 total tackles.

Holding the other interior line spot is senior co-captain Xavier Ward. After sitting out the first four games due to injury, Ward rejoined the team for the stretch run and recorded nine total tackles, including two for loss and one sack.

SEASON PREVIEW

Krocket Krolikowski, who started in place of Ward to begin the season, returns to the interior of the line, as do Ryan Van Marel, Thomas Stacker (one sack) and Jarod DePriest (two sacks).

Reece Winkelman and Quinton Hicks book-end the starting defensive line as the incumbents at the end positions. Winkelman recorded three sacks among his 25 tackles in the spring, while Hicks registered a pair of sacks en route to 18 tackles. Tolu Ogunrinde emerged as a pass-rushing specialist with three sacks and ranked second on the squad with 7.5 tackles for loss.

Providing further depth at defensive end are Cade Terveer, Caden Johnson (one sack) and Randy Keumogne (one sack).

The only area where the Jackrabbits have to replace a starter is at linebacker, following the graduation of Preston Tetzlaff. The unit is led by the squad's top two tacklers from last season in Adam Bock (74 tackles) and Logan Backhaus (72 tackles). An All-America selection, Backhaus turned in a team-best 9.5 tackles for loss with a pair of sacks. He also will fill a captain's role for the third consecutive year.

Bock earned Freshman All-America recognition during the 2020-21 campaign in contributing 5.5 tackles for loss and two sacks.

Expected to compete for Tetzlaff's spot at Will linebacker are Graham Spalding and Payton Shafer. Spalding started the first two games last season, tallying 24 tackles, while Shafer posted 12 stops. Both players also were key contributors on SDSU's special teams units.

Other possibilities to see action at linebacker include youngsters Matt Barnett and Caleb Franci, along with converted safety Isaiah Stalbird, who likely will see extensive playing time in nickel situations. Stalbird posted 30 tackles with three tackles for loss and also broke up four passes.



Cornerback Don Gardner was honored on three All-America teams during the 2020-21 season after leading SDSU with seven pass breakups to go along with an interception, and ranking fifth on the squad with 44 tackles

The Jackrabbit secondary is anchored by 2020-21 All-American Don Gardner at cornerback. Although he registered only one interception last season, the Chicago native broke up a team-high seven passes and contributed 44 tackles in establishing himself as one of the top cover men in the FCS.

Opposite Gardner, DyShawn Gales and Malik Lofton shared starting duties at the other corner spot. Gales tallied 17 tackles, including three for loss, with Lofton registering 16 stops. Each player added an interception.

After a year each in the program, Dalys Beanum, Steven Arrell and Abe Hoskins III are poised for expanded roles this season and will be pushed by a talented and athletic group of newcomers.

Rounding out the secondary, mainstays Michael Griffin II and Joshua Manchigiah are each back for another season. A two-time team captain, Griffin ranked fourth on the squad last season with 47 tackles and also delivered a pair of interceptions — both of which came in late-game situations.

Manchigiah turned a team-high four pickoffs during the 2020-21 spring season, while contributing 27 tackles.

"I think the safeties have methodically gotten better," Stiegelmeier said. "They're very knowledgeable, Coach (Brian) Bergstrom does a great job with them and they just continue to take steps in a positive direction."

Chase Norblade (21 tackles) and returning freshman Daeton Mcgaughy (two tackles) bring additional experience to the safety position.

SPECIAL TEAMS

As in other areas, the Jackrabbits return a solid contingent on its special teams units.

"I don't have any real concerns, but I do think that we need to perform at a higher level," Stiegelmeier said, noting that breakdowns on special teams were costly in each of SDSU's two losses last spring.

Cole Frahm took over the placekicking duties and turned in a season in which he made 13-of-19 field goal attempts en route to a team-high 72 points. Frahm made at least one field goal in each of the Jackrabbits' first nine games with a long of 52 yards.

At punter, Ben Dinkel helped SDSU consistently win the field-position battle by landing more than a third of his punts inside the opponent's 20-yard line. He finished with an average of 41.9 yards per attempt.

Returning freshman Hunter Dustman will again be on call to back up at both the punting and kicking spots.

Rejoining the team after sitting out the spring season is long snapper Bradey Sorenson. A Yankton native, Sorenson was honored on All-America teams in both 2018 and 2019.

SCHEDULE

SDSU kicks off the 2021 fall season with a Sept. 3 matchup at Football Bowl Subdivision opponent Colorado State. The Friday-night contest will be played before a national television audience on FS1.

The Jackrabbits will play their other two non-

RETURNING STATISTICAL LEADERS

PASSING - YARDS

1. ^Mark Gronowski.....	1,565
2. Keaton Heide	112

RUSHING - YARDS

1. Isaiah Davis	818
2. Pierre Strong, Jr.	707
3. ^Mark Gronowski	577

RECEPTIONS

1. Jaxon Janke	32
2. Jadon Janke	21
3. Pierre Strong, Jr.	20
4. Zach Heins	12

RECEIVING YARDS

1. Jaxon Janke	473
2. Jadon Janke	425
3. Zach Heins	200
4. Pierre Strong, Jr.	178

TACKLES

1. Adam Bock	74
2. Logan Backhaus.....	72
4. Michael Griffin II	47

TACKLES FOR LOSS

1. Logan Backhaus	9.5
2. Tolu Ogunrinde	7.5
3. Caleb Sanders.....	7.0
4. Adam Bock	5.5

SACKS

1. Caleb Sanders.....	5.0
T2. Tolu Ogunrinde	3.0
T2. Reece Winkelman.....	3.0
T4. Logan Backhaus	2.0
T4. Adam Bock	2.0
T4. Jarod DePriest	2.0
T4. Quinton Hicks	2.0

INTERCEPTIONS

1. Joshua Manchigiah	4
2. Michael Griffin II	2
3. Five returning players tied	1

^ injured; expected to sit out 2021 season

league games at Dana J. Dykhouse Stadium, facing NCAA Division II foe Lindenwood on Sept. 11 and FCS newcomer Dixie State in the Oct. 2 Beef Bowl.

The preseason favorite in the Missouri Valley Football Conference, the Jackrabbits open the eight-game league slate Sept. 25 at Indiana State.

Three of SDSU's four home games against conference opponents will be against fellow FCS playoff qualifiers from this past spring. The Jacks are set to host Southern Illinois Oct. 9 in a rematch of their quarterfinal playoff game, while welcoming both North Dakota State (Nov. 6) and North Dakota (Nov. 20) to Brookings in the final three weeks of the regular season.

The Jackrabbits' other home game is set for Oct. 23 against perennial playoff qualifier Northern Iowa for Hobo Day.

Completing the schedule are games at Western Illinois (Oct. 16) Youngstown State (Oct. 30) and South Dakota (Nov. 13).

PRESEASON ROSTER

ALPHABETICAL ROSTER

Arrell, Steven – 26
 Backhaus, Logan – 12
 Baloun, Max – 93
 Barnett, Matt – 11
 Bass, Ian – 68
 Bauer, Canyon – 4
 Beantum, Dalys – 7
 Beck, Brady – 66
 Beermtsen, Evan – 61
 Bell, Jon – 16
 Bloomerader, Jharett – 79
 Bock, Adam – 32
 Bollweg, Regan – 12
 Borowicz, Matthew – 65
 Brenner, Kevin – 92
 Brown, Derrick – 62
 Burckhard, Reece – 84
 Buri, Josh – 38
 Carter, Chandler – 54
 Cavanaugh, Skyler – 81
 Christensen, Colby – 70
 Cole Jr., Devon – 86
 Coleman Jr., Stefan – 24
 Coons, A.J. – 83
 Crockett, Jaden – 19
 Croskey, Timothy – 20
 Dautermann, Aydan – 39
 Davis, Isaiah – 22
 DePriest, Jarod – 52
 Dinkel, Ben – 49
 Donald, Bo – 76
 Drotzmann, Michael – 47
 Durrance, Matthew – 23
 Dustman, Hunter – 10
 Eichacker, Mitch – 96
 Eilers, Ethan – 63
 Feldkamp, Tyler – 8
 Frahm, Cole – 97
 Franci, Caleb – 16
 Gales, DyShawn – 5
 Gardner, Don – 21
 Genant, Wes – 77
 Gibbs, J'Bore – 2
 Goering, Graham – 18
 Green, Jack – 99
 Greenfield, Garret – 74
 Griffin II, Michael – 6
 Gronowski, Mark – 11
 Gruetzmacher, Jon – 75
 Headlee, Ethan – 67
 Heide, Keaton – 13
 Heins, Zach – 87
 Hicks, Quinton – 48
 Hilton, Jackson – 41
 Hoffmann, Patrick – 31
 Hoskins III, Abe – 17
 Huerter, Colby – 14
 Janke, Jadon – 9
 Janke, Jaxon – 10
 Jessup, Noah – 50
 Johnson, Amar – 3
 Johnson, Angel – 21
 Johnson, Aron – 71
 Johnson, Caden – 53
 Keumogne, Randy – 90
 Kraft, Tucker – 85
 Krolkowski, Krockett – 69
 Kusler, Aaron – 40
 Kusler, Adam – 43

2021 NUMERICAL PRESEASON ROSTER

No.	NAME	Pos	Ht	Wt	Yr	EXP	HOMETOWN	HIGH SCHOOL/PREV. SCHOOL
1	Malik Lofton	CB	5-10	190	Jr.	3L	Crystal, Minn.	Hopkins
1	Rudy Voss	QB	6-3	205	R-Fr.	—	Lakefield, Minn.	Jackson County Central
2	J'Bore Gibbs	QB	6-3	215	So.	1L	Chicago, Ill.	Phillips
2	Isaiah Stalbird	LB/S	6-1	200	So.	1L	Kearney, Neb.	Kearney/Nebraska
3	Amar Johnson	RB	5-11	180	Fr.	—	O'Fallon, Mo.	Chaminade College Prep
3	Joshua Manchigiah	S	6-0	205	Jr.	3L	Papillion, Neb.	Papillion-La Vista South
4	Canyon Bauer	WR	6-0	195	R-Fr.	1L	Sioux Falls, S.D.	O'Gorman
5	DyShawn Gales	CB	5-11	190	So.	2L	North Chicago, Ill.	North Chicago Community
5	Landon Wolf	WR	5-11	175	Grad.	TR	Tulsa, Okla.	East Central/Oklahoma State
6	Michael Griffin II	S	6-0	215	Sr.	2L	Cottage Grove, Minn.	Park/Southwest Minn. State
6	Chris Oladokun	QB	6-2	195	Grad.	TR	Tampa, Fla.	Sickles/South Florida/Samford
7	Dalys Beantum	CB	6-1	185	R-Fr.	1L	Omaha, Neb.	Millard West
8	Tyler Feldkamp	WR	6-0	185	Fr.	—	Sioux Falls, S.D.	Roosevelt
8	Daeton Mcgaughy	DB	6-0	210	R-Fr.	1L	Elwood, Kan.	Lafayette
9	Jadon Janke	WR	6-3	205	So.	2L	Madison, S.D.	Madison
10	Jaxon Janke	WR	6-2	210	So.	2L	Madison, S.D.	Madison
10	Hunter Dustman	K/P	6-3	230	R-Fr.	—	East Bethel, Minn.	St. Francis
11	Matt Barnett	LB	6-3	200	R-Fr.	1L	Cedar Rapids, Iowa	Alburnett
11	Mark Gronowski	QB	6-3	220	R-Fr.	1L	Naperville, Ill.	Neuqua Valley
12	Logan Backhaus	LB	6-4	210	Sr.	4L	Spirit Lake, Iowa	Spirit Lake
12	Regan Bollweg	TE	6-3	220	Fr.	—	Harrold, S.D.	Pierre T.F. Riggs
13	Keaton Heide	QB	6-3	200	So.	2L	Wayzata, Minn.	Wayzata
13	Christopher Rhodes	CB	6-0	170	Fr.	—	Independence, Mo.	Truman
14	Colby Huerter	S	6-1	195	Fr.	—	Katy, Texas	Tompkins
15	Myles Taylor	CB	6-1	180	Fr.	—	Gilbert, Ariz.	Williams Field
16	Caleb Franci	LB	6-0	185	R-Fr.	1L	Grand Island, Neb.	Grand Island
16	Jon Bell	QB	6-2	175	Fr.	—	Naperville, Ill.	Naperville North
17	Abe Hoskins III	CB	6-2	185	R-Fr.	—	Omaha, Neb.	Omaha Central
17	Cade Rice	QB	6-3	210	Fr.	—	Springfield, Ohio	Northmont
18	Graham Goering	WR	6-2	190	Fr.	—	Iowa City, Iowa	Iowa City West
19	Jaden Crockett	S	6-0	170	Fr.	—	Laveen, Ariz.	Alhambra
19	Mason Leighton	WR	5-9	175	Jr.	1L	Madison, S.D.	Madison/Dakota State
20	Pierre Strong, Jr.	RB	5-11	205	Jr.	3L	Little Rock, Ark.	McClellan
20	Timothy Croskey	CB	6-0	170	Fr.	—	Buckeye, Ariz.	Buckeye Union
21	Don Gardner	CB	6-1	180	Sr.	3L	Chicago, Ill.	Wendell Phillips
21	Angel Johnson	WR	5-10	185	Fr.	—	Irene, S.D.	Viborg-Hurley
22	Isaiah Davis	RB	6-1	220	R-Fr.	1L	Joplin, Mo.	Joplin
22	Tolu Ogunrinde	DE	6-1	265	Sr.	3L	Cottage Grove, Minn.	Park
23	Matthew Durrance	S	6-2	195	Fr.	—	Lutz, Fla.	Steinbrenner
24	Stefan Coleman Jr.	WR	6-3	185	Fr.	—	Osceola, Ark.	Hoxie
24	Cade Reynolds	LB	6-2	205	Fr.	—	Daphne, Ala.	Daphne
25	Cale Reeder	S	6-0	180	R-Fr.	1L	Yorkville, Ill.	Yorkville
26	Steven Arrell	CB	6-2	190	R-Fr.	—	Brooklyn Park, Minn.	Osseo H.S.
27	Corben Mahaffy	K	5-11	175	R-Fr.	—	Piedmont, S.D.	Rapid City Stevens
28	Daxon Lindholm	RB	5-11	175	Fr.	—	Glendale, Ariz.	Centennial
29	Graham Spalding	LB	6-1	205	R-Fr.	1L	Oviedo, Fla.	Lake Howell
30	Payton Shafer	LB	6-0	210	So.	2L	Cottage Grove, Minn.	Cottage Grove
31	Patrick Hoffmann	WR	6-1	200	R-Fr.	TR	Naperville, Ill.	Neuqua Valley
32	Adam Bock	LB	6-1	215	R-Fr.	1L	Solon, Iowa	Solon
33	Thomas Motzko	LB	6-0	230	R-Fr.	1L	Highland Park, Ill.	Highland Park
34	Mike Morgan	FB/TE	6-3	235	So.	2L	New Lenox, Ill.	Lincoln-Way Central
34	Ryan Swoger	S	6-2	175	Fr.	—	Tucson, Ariz.	Cienega
35	Chase Norblade	S	6-1	185	So.	2L	Papillion, Neb.	Papillion-La Vista South
36	Michael Paulson	WR	6-3	185	Fr.	—	Sioux Falls, S.D.	Roosevelt
37	Tucker Large	S	5-11	170	Fr.	—	Sioux Falls, S.D.	Roosevelt
38	Josh Buri	RB	5-11	210	Fr.	—	Stewartville, Minn.	Brookings (S.D.)
39	Aydan Dautermann	CB	6-2	185	Fr.	—	Hartford, Wis.	Slinger
40	Aaron Kusler	LB	6-2	220	R-Fr.	—	Sioux Falls, S.D.	Roosevelt
41	Jackson Hilton	WR	6-3	185	Fr.	—	Brandon, S.D.	Brandon Valley
42	Davion Sterner	LB	6-0	190	R-Fr.	—	Alvord, Iowa	West Lyon
43	Adam Kusler	LB	6-3	215	R-Fr.	—	Sioux Falls, S.D.	Roosevelt
44	Saiveon Williamson	LB	6-1	205	So.	2L	Waseca, Minn.	Waseca
45	Bradey Sorenson	LS	6-2	235	Sr.	3L	Yankton, S.D.	Yankton

PRESEASON ROSTER

2021 NUMERICAL PRESEASON ROSTER

No.	NAME	Pos	Ht	Wt	Yr	Exp	HOMETOWN	HIGH SCHOOL/PREV. SCHOOL
46	Colby Littleton	LB	6-3	205	Fr.	—	Queen Creek, Ariz.	Queen Creek
47	Michael Drotzmann	P	6-3	210	R-Fr.	—	Yankton, S.D.	Yankton
48	Quinton Hicks	DE	6-2	245	So.	2L	Wichita, Kan.	Campus
48	Jaden Mueller	LS	6-1	205	R-Fr.	—	Johnston, Iowa	Johnston
49	Ben Dinkel	P	5-10	220	Jr.	2L	Kearney, Neb.	Kearney
50	Noah Jessup	DE	6-5	225	Fr.	—	Franklin, Wis.	Franklin
50	Gus Miller	OL	6-3	280	R-Fr.	—	Brookings, S.D.	Brookings
51	Max VanMeter	DL	6-4	255	R-Fr.	—	Overland Park, Kan.	Bishop Miega
52	Jarod DePriest	DT	6-5	270	R-Fr.	1L	Trivoli, Ill.	Farmington Central
53	Caden Johnson	DE	6-3	235	R-Fr.	1L	Wahoo, Neb.	Bishop Neumann
54	Eddie Miller	OL	6-5	315	Sr.	4L	Brookings, S.D.	Brookings
54	Chandler Carter	DE	6-5	245	Fr.	—	Chandler, Ariz.	Valley Christian
55	Thomas Stacker	DT	6-4	275	Sr.	4L	Chicago, Ill.	Saint Rita of Cascia
56	Eagan Lickiss	OL	6-4	310	Sr.	4L	Indianola, Iowa	Indianola
56	Levi Vanden Bos	DE	6-3	225	Fr.	—	Rock Valley, Iowa	Western Christian
57	Kinser Madison	LB	6-2	210	So.	2L	Higginsville, Mo.	Lafayette County C1
58	Alex Westendorf	OL	6-5	290	R-Fr.	—	South Elgin, Ill.	St. Charles North
59	Jalen Lee	OL	6-2	305	R-Fr.	—	Robbins, Ill.	Harold L. Richards
60	Mason McCormick	OL	6-4	310	So.	2L	Sioux Falls, S.D.	Roosevelt
61	Evan Beertsen	OL	6-4	285	R-Fr.	—	De Pere, Wis.	Appleton North
62	Derrick Brown	OL	6-5	295	Fr.	—	Mesa, Ariz.	Queen Creek
63	Ethan Eilers	OL	6-5	265	Fr.	—	West Burlington, Iowa	West Burlington
64	Ethan Vibert	OL	6-4	290	R-Fr.	—	Regina, Saskatchewan	Miller Catholic
65	Matthew Borowicz	DT	6-4	285	So.	—	Lakeville, Minn.	Lakeville
66	Brady Beck	OL	6-8	290	R-Fr.	—	Sioux Falls, S.D.	O'Gorman
67	Ethan Headlee	OL	6-5	295	Fr.	—	Sioux Falls, S.D.	Harrisburg
68	Ian Bass	OL	6-4	280	So.	1L	Rosemount, Minn.	Rosemount
69	Krockett Krolkowski	DT	6-2	285	Jr.	3L	Winner, S.D.	Winner
70	Colby Christensen	OL	6-8	260	R-Fr.	—	West Des Moines, Iowa	Valley
71	Aron Johnson	OL	6-6	300	Jr.	3L	Chicago City, Minn.	Chisago Lakes
72	Jason Titus	OL	6-5	295	Jr.	1L	Andover, Minn.	Andover
74	Garret Greenfield	OL	6-6	295	So.	2L	Rock Valley, Iowa	Rock Valley
75	Jon Gruetzmacher	OL	6-8	315	Jr.	3L	Merrill, Wis.	Merrill
76	Bo Donald	OL	6-6	295	R-Fr.	—	Kimball, S.D.	Kimball
77	Wes Genant	OL	6-4	300	Sr.	4L	Parkston, S.D.	Parkston
77	Aaron Wolfcale-Holsten	DT	6-2	285	Fr.	—	Gilbert, Ariz.	Williams Field
78	Adam White	OL	6-4	275	R-Fr.	—	DeForest, Wis.	DeForest Area
79	Jharet Bloomerader	OL	6-6	285	R-Fr.	—	Higmore, S.D.	Highmore-Harold
80	Nate Sullivan Jr.	WR	6-2	210	R-Fr.	—	Bellevue, Neb.	Bellevue West
81	Skyler Cavanaugh	TE	6-5	240	Sr.	3L	Vail, Ariz.	Cienega
82	Caleb Schauf	TE	6-5	245	Jr.	2L	Sparta, Wis.	Sparta
83	A.J. Coons	WR	6-4	210	R-Fr.	—	Solon, Iowa	Solon
84	Reece Burckhard	TE	6-8	235	Fr.	—	Aberdeen, S.D.	Aberdeen Central
85	Tucker Kraft	TE	6-5	255	R-Fr.	1L	Timber Lake, S.D.	Timber Lake
86	Devon Cole Jr.	WR	5-9	165	R-Fr.	—	Clermont, Fla.	Lake Minneola
87	Zach Heins	TE	6-7	250	So.	1L	Sioux Falls, S.D.	Washington
88	Brandon Lane Jr.	DL	6-2	290	R-Fr.	—	Kansas City, Mo.	St. Michael The Archangel
89	Wyatt Seagren	TE	6-7	245	R-Fr.	—	Oakland, Neb.	Oakland-Craig
90	Randy Keumonge	DE	6-3	230	R-Fr.	—	Oakdale, Minn.	Tartan
91	Xavier Ward	DT	6-2	275	Sr.	4L	Freeman, S.D.	Canistota
92	Kevin Brenner	DE	6-3	240	R-Fr.	—	Silver Lake, Wis.	Wilmot Union
93	Max Baloun	DE	6-6	245	R-Fr.	—	Redfield, S.D.	Redfield
94	Cade Terveer	DE	6-3	250	So.	2L	Brandon, S.D.	Brandon Valley
95	Zac Wilson	DE	6-3	235	R-Fr.	—	Chipley, Fla.	Chipley
96	Mitch Eichacker	DE	6-4	235	R-Fr.	—	Sioux Falls, S.D.	Lincoln
97	Reece Winkelman	DE	6-4	245	Jr.	3L	Marshall, Minn.	Marshall
97	Cole Frahm	K	6-5	230	Jr.	2L	Omaha, Neb.	Burke/Nebraska
98	Ryan Van Marel	DT	6-4	280	So.	1L	Sheldon, Iowa	Sheldon
99	Caleb Sanders	DT	6-1	270	Jr.	3L	Glenwood, Iowa	Glenwood
99	Jack Green	K	6-1	190	Fr.	—	Rapid City, S.D.	St. Thomas More

ALPHABETICAL ROSTER

Lane Jr., Brandon – 88
 Large, Tucker – 37
 Lee, Jalen – 59
 Leighton, Mason – 19
 Lickiss, Eagan – 56
 Lindholm, Daxon – 28
 Littleton, Colby – 46
 Lofton, Malik – 1
 Madison, Kinser – 57
 Mahaffy, Corben – 27
 Manchigiah, Josh – 3
 McCormick, Mason – 60
 Mcgaughy, Daeton – 8
 Miller, Eddie – 54
 Miller, Gus – 50
 Morgan, Mike – 34
 Motzko, Thomas – 33
 Mueller, Jaden – 48
 Norblade, Chase – 35
 Ogunrinde, Tolu – 22
 Oladokun, Chris – 6
 Paulson, Michael – 36
 Reeder, Cale – 25
 Reynolds, Cade – 24
 Rhodes, Christopher – 13
 Rice, Cade – 17
 Sanders, Caleb – 99
 Schauf, Caleb – 82
 Seagren, Wyatt – 89
 Shafer, Payton – 30
 Sorenson, Bradey – 45
 Spalding, Graham – 29
 Stacker, Thomas – 55
 Stalbird, Isaiah – 2
 Sterner, Davion – 42
 Strong Jr., Pierre – 20
 Sullivan Jr., Nate – 80
 Swoger, Ryan – 34
 Taylor, Myles – 15
 Terveer, Cade – 94
 Titus, Jason – 72
 Van Marel, Ryan – 98
 Vanden Bos, Levi – 56
 VanMeter, Max – 51
 Vibert, Ethan – 64
 Voss, Rudy – 1
 Ward, Xavier – 91
 Westendorf, Alex – 58
 White, Adam – 78
 Williamson, Saiveon – 44
 Wilson, Zac – 95
 Winkelman, Reece – 97
 Wolf, Landon – 5
 Wolfcale-Holsen, Aaron – 77

ROSTER BREAKDOWN

PLAYERS BY STATE/PROVINCE

SOUTH DAKOTA (32): Max Baloun (Redfield); Regan Bollweg (Harrold); Canyon Bauer (Sioux Falls); Brady Beck (Sioux Falls); Jhareth Bloomenrader (Highmore); Reece Burckhard (Aberdeen); Bo Donald (Kimball); Michael Drotzmann (Yankton); Mitch Eichacker (Sioux Falls); Tyler Feldkamp (Sioux Falls); Wes Genant (Parkston); Jack Green (Rapid City); Ethan Headlee (Sioux Falls); Zach Heins (Sioux Falls); Jackson Hilton (Brandon); Jadon Janke (Madison); Jaxon Janke (Madison); Angel Johnson (Irene); Tucker Kraft (Timber Lake); Krockett Krolikowski (Winner); Aaron Kusler (Sioux Falls); Adam Kusler (Sioux Falls); Tucker Large (Sioux Falls); Mason Leighton (Madison); Corben Mahaffy (Piedmont); Mason McCormick (Sioux Falls); Eddie Miller (Brookings); Gus Miller (Brookings); Michael Paulson (Sioux Falls); Bradey Sorenson (Yankton); Cade Terveer (Brandon); Xavier Ward (Freeman)

MINNESOTA (16): Steven Arrell (Brooklyn Park); Ian Bass (Rosemount); Matt Borowicz (Lakeville); Josh Buri (Stewartville); Hunter Dustman (East Bethel); Michael Griffin II (Cottage Grove); Keaton Heide (Wayzata); Aron Johnson (Chisago City); Randy Keumogne (Oakdale); Malik Lofton (Crystal); Tolu Ogunrinde (Cottage Grove); Payton Shafer (Cottage Grove); Jason Titus (Andover); Rudy Voss (Lakefield); Saiveon Williamson (Waseca); Reece Winkelman (Marshall)

IOWA (14): Logan Backhaus (Spirit Lake); Matt Barnett (Cedar Rapids); Adam Bock (Solon); Colby Christensen (West Des Moines); A.J. Coons (Solon); Ethan Eilers (West Burlington); Grahm Goering (Iowa City); Garret Greenfield (Rock Valley); Eagan Lickiss (Indianola); Jaden Mueller (Johnston); Caleb Sanders (Glenwood); Davion Sterner (Alvord); Levi Vanden Bos (Rock Valley); Ryan Van Marel (Sheldon);

ILLINOIS (13): Jon Bell (Naperville); Jarod DePriest (Trivoli); DyShawn Gales (North Chicago); Don Gardner (Chicago); J'Bore Gibbs (Chicago); Mark Gronowski (Naperville); Patrick Hoffmann (Naperville); Jalen Lee (Robbins); Mike Morgan (New Lenox); Thomas Motzko (Highland Park); Cale Reeder (Yorkville); Thomas Stacker (Chicago); Alex Westendorf (South Elgin)

NEBRASKA (11): Dalys Beanum (Omaha); Ben Dinkel (Kearney); Cole Frahm (Omaha); Caleb Franci (Grand Island); Abe Hoskins III (Omaha); Caden Johnson (Wahoo); Joshua Manchigiah (Papillion); Chase Norblade (Papillion); Wyatt Seagren (Oakland); Isaiah Stalbird (Kearney); Nate Sullivan Jr. (Bellevue)

ARIZONA (10): Derrick Brown (Mesa); Chandler Carter (Chandler); Skyler Cavanaugh (Vail); Jaden Crockett (Laveen); Timothy Croskey (Buckeye); Daxon Lindholm (Glendale); Colby Littleton (Queen Creek); Ryan Swoger (Tucson); Myles Taylor (Gilbert); Aaron Wolfcale-Holsten (Gilbert)

WISCONSIN (7): Evan Beerntsen (De Pere); Kevin Brenner (Silver Lake); Aydan Dautermann (Hartford); Jon Gruetzmacher (Merrill); Noah Jessup (Franklin); Caleb Schauf (Sparta); Adam White (DeForest)

FLORIDA (5): Devon Cole, Jr. (Clermont); Matthew Durrance (Lutz); Chris Oladokun (Tampa); Graham Spalding (Oviedo); Zac Wilson (ChIPLEY)

MISSOURI (5): Isaiah Davis (Joplin); Amar Johnson (O'Fallon); Brandon Lane Jr. (Kansas City); Kinser Madison (Higginsville); Christopher Rhodes (Independence)

KANSAS (3): Quinton Hicks (Wichita); Daeton Mcgaughy (Elwood); Max VanMeter (Overland Park)

ARKANSAS (2): Stefan Coleman Jr. (Osceola); Pierre Strong, Jr. (Little Rock)

ALABAMA (1): Cade Reynolds (Daphne)

OHIO (1): Cade Rice (Springfield)

OKLAHOMA (1): Landon Wolf (Tulsa)

TEXAS (1): Colby Huerter (Katy)

SASKATCHEWAN (1): Ethan Vibert (Regina)

PLAYERS BY CLASS

GRADUATE TRANSFERS/SENIORS (13): Logan Backhaus, Skyler Cavanaugh, Don Gardner, Wes Genant, Michael Griffin II, Eagan Lickiss, Eddie Miller, Tolu Ogunrinde, Chris Oladokun, Bradey Sorenson, Thomas Stacker, Xavier Ward, Landon Wolf

JUNIORS (13): Ben Dinkel, Cole Frahm, Jon Gruetzmacher, Aron Johnson, Krockett Krolikowski, Mason Leighton, Malik Lofton, Joshua Manchigiah, Caleb Sanders, Caleb Schauf, Pierre Strong, Jr., Jason Titus, Reece Winkelman

SOPHOMORES (19): Ian Bass, Matt Borowicz, DyShawn Gales, J'Bore Gibbs, Garret Greenfield, Keaton Heide, Zach Heins, Quinton Hicks, Jadon Janke, Jaxon Janke, Kinser Madison, Mason McCormick, Mike Morgan, Chase Norblade, Payton Shafer, Isaiah Stalbird, Cade Terveer, Ryan Van Marel, Saiveon Williamson

RETURNING FRESHMEN (46): Steven Arrell, Max Baloun, Matt Barnett, Canyon Bauer, Dalys Beanum, Brady Beck, Evan Beerntsen, Jhareth Bloomenrader, Adam Bock, Kevin Brenner, Colby Christensen, Devon Cole Jr., A.J. Coons, Isaiah Davis, Jarod DePriest, Bo Donald, Michael Drotzmann, Hunter Dustman, Mitch Eichacker, Caleb Franci, Mark Gronowski, Patrick Hoffmann, Abe Hoskins III, Caden Johnson, Randy Keumogne, Tucker Kraft, Aaron Kusler, Adam Kusler, Brandon Lane Jr., Jalen Lee, Corben Mahaffy, Daeton Mcgaughy, Gus Miller, Thomas Motzko, Jaden Mueller, Cale Reeder, Wyatt Seagren, Graham Spalding, Davion Sterner, Nate Sullivan Jr., Max VanMeter, Ethan Vibert, Rudy Voss, Alex Westendorf, Adam White, Zac Wilson

INCOMING FRESHMEN (32): Jon Bell, Regan Bollweg, Derrick Brown, Reece Burckhard, Josh Buri, Chandler Carter, Stefan Coleman Jr., Jaden Crockett, Timothy Croskey, Ayden Dautermann, Matthew Durrance, Ethan Eilers, Tyler Feldkamp, Grahm Goering, Jack Green, Ethan Headlee, Jackson Hilton, Colby Huerter, Noah Jessup, Amar Johnson, Angel Johnson, Tucker Large, Daxon Lindholm, Colby Littleton, Michael Paulson, Cade Reynolds, Christopher Rhodes, Cade Rice, Ryan Swoger, Myles Taylor, Levi Vanden Bos, Aaron Wolfcale-Holsten

PRONUNCIATION GUIDE

• Steven Arrell	ah-RELL
• Logan Backhaus	BACK-huss
• Max Baloun	bah-LOON
• Evan Beerntsen	BURNT-sen
• Matt Borowicz	BORE-oh-witz
• Josh Buri	BURR-eye
• Michael Drotzmann	DRAHTS-man
• Matthew Durrance	DURR-ance
• Mitch Eichacker	IKE-hack-er
• Ethan Eilers	EYE-lers
• Caleb Franci	FRANCE-III
• Grahm Goering	GORE-ing
• Mark Gronowski	grow-NOW-ski
• Daeton Mcgaughy	DAY-ton mc-GOY
• Wes Genant	juh-NANT
• J'Bore Gibbs	jah-BORE-ay
• Jon Gruetzmacher	GRITS-mock-er
• Keaton Heide	HY-dee
• Zach Heins	HINES
• Colby Huerter	HURT-er
• Jadon/Jaxon Janke	YON-kee
• Randy Keumogne	cah-MOAN
• Aaron/Adam Kusler	COOSE-ler
• Mason Leighton	LAY-ton
• Josh Manchigiah	manch-ah-GUY-ah
• Thomas Motzko	MAHTZ-co
• Jaden Mueller	MEW-ler
• Tolu Ogunrinde	TOE-loo oh-GRIN-dee
• Caleb Schauf	SHOFF
• Ryan Van Marel	van MARR-ell
• Ethan Vibert	VY-bert
• Saiveon Williamson	SAY-vee-on



2020-21 SEASON REVIEW

2020-21 STATISTICS

2020-21 TEAM STATISTICS

	SDSU	OPP
SCORING	292	150
Points Per Game	29.2	15.0
Points off Turnovers	69	21
FIRST DOWNS	187	165
Rushing	107	71
Passing	74	79
Penalty	6	15
RUSHING YARDAGE	2,317	1,157
Yards gained rushing	2,474	1,374
Yards lost rushing	157	217
Rushing Attempts	380	360
Average Per Rush	6.1	3.2
Average Per Game	231.7	115.7
TDs Rushing	20	10
PASSING YARDAGE	1,714	1,722
Comp-Att-Int	124-218-4	180-295-12
Average Per Pass	7.9	5.8
Average Per Catch	13.8	9.6
Average Per Game	171.4	172.2
TDs Passing	16	7
TOTAL OFFENSE	4,031	2,879
Total Plays	598	655
Average Per Play	6.7	4.4
Average Per Game	403.1	287.9
KICK RETURNS	19-487	17-316
PUNT RETURNS	9-125	9-54
INTERCEPTION RETURNS	12-68	4-18
KICK RETURN AVERAGE	25.6	18.6
PUNT RETURN AVERAGE	13.9	6.0
INT RETURN AVERAGE	5.7	4.5
FUMBLES-LOST	10-6	9-5
PENALTIES-YARDS	54-438	36-247
Average Per Game	5.4-43.8	3.6-24.7
PUNTS-YARDS	37-1,467	45-1,846
Average Per Punt	39.6	41.0
Net punt average	37.1	36.5
KICKOFFS-YARDS	58-3,171	38-2,304
Average Per Kick	54.7	60.6
Net kick average	39.3	36.0
POSSESSION TIME/GAME	29:39	30:21
3RD-DOWN ATTEMPTS	50/117	56/150
3rd-Down Pct	43%	37%
4TH-DOWN ATTEMPTS	5/11	13/27
4th-Down Pct	45%	48%
SACKS BY-YARDS	23-128	10-61
MISC. YARDS	11	0
TOUCHDOWNS SCORED	36	17
FIELD GOALS-ATTEMPTS	14-20	11-16
PAT-ATTEMPTS	34-36	15-16
ON-SIDE KICKS	0-0	0-0
RED-ZONE SCORES	29-31	20-27
Red-Zone Pct	94%	74%
RED-ZONE TOUCHDOWNS	19-31	13-27
Red-Zone TD Pct	61%	48%
ATTENDANCE	16,072	16,937
Games/Avg Per Game	5/3,214	4/4,234
Note: one neutral-site game drew crowd of 7,840		

2020-21 SCORES

DATE	OPPONENT	SCORE	OVERALL	CONF	TIME	ATTEND
Feb. 19	at #3 Northern Iowa	W, 24-20	1-0	1-0	3:12	2,137
Feb. 27	at #14 North Dakota	L, 17-28	1-1	1-1	3:06	3,638
Mar. 6	WESTERN ILLINOIS	W, 45-10	2-1	2-1	3:10	2,347
Mar. 13	YOUNGSTOWN STATE	W, 19-17	3-1	3-1	2:57	2,653
Mar. 20	*at #5 Southern Illinois	W, 44-3	4-1	4-1	3:05	2,400
Apr. 17	*at #2 North Dakota State	W, 27-17	5-1	5-1	2:57	8,762
Apr. 24	*HOLY CROSS	W, 31-3	6-1	5-1	2:58	2,998
May 2	*#14 SOUTHERN ILLINOIS	W, 31-26	7-1	5-1	3:01	3,547
May 8	*#5 DELAWARE	W, 33-3	8-1	5-1	2:45	4,527
May 16	*vs. #4 Sam Houston	L, 21-23	8-2	5-1	4:06	7,840

* indicates Missouri Valley Football Conference game

^ Football Championship Subdivision playoff game

SCORE BY QUARTERS	1ST	2ND	3RD	4TH	OT	TOT
South Dakota State	76	95	60	61	-	292
Opponents	40	37	34	39	-	150

GAME SUPERLATIVES

TEAM GAME HIGHS

RUSHING ATTEMPTS: 61, at Southern Illinois, 3-20-2021
RUSHING YARDS: 392, at Southern Illinois, 3-20-2021
YARDS PER RUSH: 8.3, vs. Holy Cross, 4-24-2021
RUSHING TOUCHDOWNS: 5, at Southern Illinois, 3-20-2021
PASS ATTEMPTS: 32, at North Dakota, 2-27-2021
PASS COMPLETIONS: 19, at Northern Iowa, 2-19-2021
YARDS PASSING: 309, at North Dakota, 2-27-2021
YARDS PER PASS: 11.4, vs. Southern Illinois, 5-2-2021
PASSING TOUCHDOWNS: 3, vs. Holy Cross, 4-24-2021, and vs. Delaware, 5-8-21
TOTAL PLAYS: 73, at Southern Illinois, 3-20-2021
TOTAL OFFENSE: 531, vs. Western Illinois, 3-6-2021

YARDS PER PLAY: 8.4, vs. Southern Illinois, 5-2-2021
POINTS: 45, vs. Western Illinois, 3-6-2021
FIRST DOWNS: 26, at Southern Illinois, 3-20-2021
SACKS BY: 7, vs. Delaware, 5-8-2021
PENALTIES: 9, at Northern Iowa, 2-19-2021, and vs. Sam Houston, 5-16-2021
PENALTY YARDS: 80, at Northern Iowa, 2-19-2021
TURNOVERS BY: 3, at North Dakota, 2-27-2021
TURNOVERS FORCED: 4, at Southern Illinois, 3-20-2021
INTERCEPTIONS: 3, vs. Western Illinois, 3-6-2021, and at Southern Illinois, 3-20-2021
FUMBLES RECOVERED: 1, five times (last: vs. Sam Houston, 5-16-2021)

INDIVIDUAL GAME HIGHS

RUSHING ATTEMPTS: 22, by Pierre Strong, Jr., at Northern Iowa, 2-19-2021, and Isaiah Davis, at Southern Illinois, 3-20-2021
RUSHING YARDS: 178, by Isaiah Davis, vs. Sam Houston, 5-16-2021
RUSHING TOUCHDOWNS: 3, by Isaiah Davis, at Southern Illinois, 3-20-2021, and vs. Sam Houston, 5-16-2021
LONG RUSH: 85 yards (for TD), by Isaiah Davis, vs. Sam Houston, 5-16-2021
PASS ATTEMPTS: 32, by Mark Gronowski, at North Dakota, 2-27-2021
PASS COMPLETIONS: 19, by Mark Gronowski, at Northern Iowa, 2-19-2021
YARDS PASSING: 309, by Mark Gronowski, at North Dakota, 2-27-2021
TOUCHDOWN PASSES: 3, by Mark Gronowski, vs. Holy Cross, 4-24-2021
RECEPTIONS: 7, by Jaxon Janke, at North Dakota, 2-27-2021
YARDS RECEIVING: 161, by Jaxon Janke, at North Dakota, 2-27-2021
RECEIVING TOUCHDOWNS: 2, three times (twice by Jadon Janke, vs. Holy Cross, 4-24-2021, and vs. Southern Illinois, 5-2-2021)
LONG RECEPTION: 76 yards (for TD), by Jaxon Janke (from Mark Gronowski), at North Dakota, 2-27-2021
FIELD GOALS: 2, four times by Cole Frahm (last: vs. Delaware, 5-8-2021)

LONG FIELD GOAL: 52 yards, by Cole Frahm, vs. Youngstown State, 3-13-2021
PUNTS: 4, five times by Ben Dinkel (last: vs. Sam Houston, 5-16-2021)
PUNTING AVERAGE: 47.7 yards (3 punts), by Ben Dinkel, vs. Delaware, 5-8-2021
LONG PUNT: 61 yards, by Ben Dinkel, at Northern Iowa, 2-19-2021, and vs. Delaware, 5-8-2021
LONG PUNT RETURN: 55 yards, by Jaxon Janke, vs. Delaware, 5-8-2021
LONG KICKOFF RETURN: 50 yards, by Isaiah Davis, vs. Southern Illinois, 5-2-2021
TACKLES: 14, by Logan Backhaus, vs. Southern Illinois, 5-2-2021
TACKLES FOR LOSS: 3.5, by Reece Winkelman, vs. Delaware, 5-8-2021
SACKS: 2.5, by Reece Winkelman, vs. Delaware, 5-8-2021
INTERCEPTIONS: 1, 12 times by eight players (four times by Joshua Manchigiah)
PASS BREAKUPS: 2, three times (last: by DyShawn Gales, vs. Southern Illinois, 5-2-2021)
FUMBLES FORCED: 1, by Tolu Ogunrinde, vs. Youngstown State, 3-13-2021, and by Graham Spalding, at Southern Illinois, 3-20-2021
BLOCKED KICKS: 1, by four times by three different players (twice by Reece Winkelman)

2020-21 STATISTICS

INDIVIDUAL STATISTICS

RUSHING	GP	ATT	GAIN	LOST	NET	YPC	TD	LG	YPG
Isaiah Davis	10	96	823	5	818	8.5	10	*85	81.8
Pierre Strong	9	131	731	24	707	5.4	3	*53	78.6
Mark Gronowski	10	83	663	86	577	7.0	7	*80	57.7
Jordan Meachum	10	27	134	7	127	4.7	0	31	12.7
Jefferson Lee V	3	23	103	2	101	4.4	0	11	33.7
J'Bore Gibbs	4	4	16	0	16	4.0	0	7	4.0
Tucker Kraft	7	1	4	0	4	4.0	0	4	0.6
Cole Frahm	10	0	-2	0	-2	0.0	0	0	-0.2
Keaton Heide	5	4	2	9	-7	-1.8	0	4	-1.4
Jaxon Janke	10	1	0	8	-8	-8.0	0	0	-0.8
Team	9	10	0	16	-16	-1.6	0	0	-1.8
Total	10	380	2,474	157	2,317	6.1	20	85	231.7
Opponents	10	360	1,374	217	1,157	3.2	10	43	115.7

*denotes touchdown

PASSING	GP	EFFIC.	COMP-ATT-INT	PCT.	Yds	TD	LG	YPG
Mark Gronowski	10	150.5	108-188-3	57.4	1,565	15	*76	156.5
Keaton Heide	5	85.0	13-24-1	54.2	112	0	23	22.4
J'Bore Gibbs	4	77.3	2-4-0	50.0	13	0	7	3.2
Pierre Strong	9	631.6	1-1-0	100.0	24	1	*24	2.7
TEAM	9	0.0	0-1-0	0.0	0	0	0	0.0
Total	10	143.5	124-218-4	56.9	1,714	16	76	171.4
Opponents	10	109.7	180-295-12	61.0	1,722	7	62	172.2

----- PATs -----									
SCORING	TD	FG	KICK	RUSH	Rcv	PASS	DXP	SAF	PTS
Cole Frahm	0	13-19	33-35	0-0	0	0-0	0	0	72
Isaiah Davis	10	0-0	0-0	0-0	0	0-0	0	0	60
Mark Gronowski	8	0-0	0-0	0-0	0	0-0	0	0	48
Jaxon Janke	6	0-0	0-0	0-0	0	0-0	0	0	36
Jadon Janke	5	0-0	0-0	0-0	0	0-0	0	0	30
Pierre Strong	4	0-0	0-0	0-0	0	0-0	0	0	24
Blake Kunz	2	0-0	0-0	0-0	0	0-0	0	0	12
Mason Leighton	1	0-0	0-0	0-0	0	0-0	0	0	6
Hunter Dustman	0	1-1	1-1	0-0	0	0-0	0	0	4
Total	36	14-20	34-36	0-0	0	0-0	0	0	292
Opponents	17	11-16	15-16	0-0	0	0-1	0	0	150

FIELD GOALS	FGM-FGA	Pct.	1-19	20-29	30-39	40-49	50+	LG	Blk
Cole Frahm	13-19	68.4	0-0	5-5	6-6	1-6	1-2	52	2
Hunter Dustman	1-1	100.0	0-0	0-0	0-0	1-1	0-0	43	0
Total	14-20	70.0	0-0	5-5	6-6	2-7	1-2	52	2
Opponents	11-16	68.8	1-1	3-3	3-4	4-6	0-2	47	3

FG SEQUENCE	SDSU	OPP
Northern Iowa	(24)	(43), 52, (35)
North Dakota	42, (39)	35
Western Illinois	(39)	(26)
Youngstown State	(52), 43, (29)	43, (33)
Southern Illinois	43, (31), (30), (43)	(27)
North Dakota State	(31), (24)	(40)
Holy Cross	(20), 63	49, (47)
Southern Illinois	48, (34)	(19), (33)
Delaware	(41), (22)	(29), 53
Sam Houston	43	(45)

Numbers in parentheses indicate attempt was made in field goal sequence

TOP OFFENSIVE PERFORMANCES

100-YARD RUSHING GAMES (9)

Mark Gronowski • vs. Western Illinois, 3-6-21

• 4 carries, 120 yards, 2 TD

Isaiah Davis • vs. Western Illinois, 3-6-21

• 9 carries, 118 yards, 1 TD

Pierre Strong, Jr. • vs. Youngstown State

• 21 carries, 124 yards

Isaiah Davis • at Southern Illinois, 3-20-21

• 22 carries, 150 yards, 3 TD

Mark Gronowski • at Southern Illinois, 3-20-21

• 13 carries, 103 yards, 2 TD

Mark Gronowski • at North Dakota State, 4-17-21

• 16 carries, 126 yards

Isaiah Davis • vs. Holy Cross, 4-24-21 [FCS Playoffs]

• 10 carries, 156 yards, 1 TD

Mark Gronowski • vs. Southern Illinois, 5-2-21 [FCS Playoffs]

• 13 carries, 142 yards, 1 TD

Isaiah Davis • vs. Sam Houston, 5-16-21 [FCS Playoffs]

• 14 carries, 178 yards, 3 TD

100-YARD RECEIVING GAMES (2)

Jaxon Janke • at North Dakota, 2-27-21

• 7 receptions, 161 yards, 2 TD

Jadon Janke • at North Dakota, 2-27-21

• 5 receptions, 109 yards

300-YARD PASSING GAMES (1)

Mark Gronowski • at North Dakota, 2-27-21

• 18-of-32, 309 yards, 2 TD

2020-21 STATISTICS

INDIVIDUAL STATISTICS

RECEIVING	GP	No.	Yds	YPC	TD	LG	YPG
Jaxon Janke	10	32	473	14.8	6	*76	47.3
Jadon Janke	10	21	425	20.2	5	49	42.5
Pierre Strong	9	20	178	8.9	1	31	19.8
Zach Heins	10	12	200	16.7	0	43	20.0
Jordan Meachum	10	9	53	5.9	0	14	5.3
Isaiah Davis	10	7	107	15.3	0	36	10.7
Tucker Kraft	7	7	90	12.9	0	31	12.9
Canyon Bauer	10	5	34	6.8	0	15	3.4
Blake Kunz	9	4	80	20.0	2	30	8.9
Mason Leighton	9	3	26	8.7	1	14	2.9
Michael Morgan	6	2	15	7.5	0	12	2.5
Mark Gronowski	10	1	24	24.0	1	*24	2.4
Skyler Cavanaugh	8	1	9	9.0	0	9	1.1
Total	10	124	1,714	13.8	16	*76	171.4
Opponents	10	810	1,722	9.6	7	62	172.2

TOTAL OFFENSE	GP	PLAYS	RUSH	PASS	TOTAL	YPG
Mark Gronowski	10	271	577	1,565	2,142	214.2
Isaiah Davis	10	96	818	0	818	81.8
Pierre Strong	9	132	707	24	731	81.2
Jordan Meachum	10	27	127	0	127	12.7
Keaton Heide	5	28	-7	112	105	21.0
Jefferson Lee V	3	23	101	0	101	33.7
J'Bore Gibbs	4	8	16	13	29	7.2
Tucker Kraft	7	1	4	0	4	0.6
Cole Frahm	10	0	-2	0	-2	-0.2
Jaxon Janke	10	1	-8	0	-8	-0.8
TEAM	9	11	-16	0	-16	-1.8
Total	10	598	2,317	1,714	4,031	403.1
Opponents	10	655	1,157	1,722	2,879	287.9

ALL-PURPOSE	GP	RUSH	REC	PR	KR	IR	TOTAL	YPG
Isaiah Davis	10	818	107	0	228	0	1,153	115.3
Pierre Strong	9	707	178	0	20	0	905	100.6
Mark Gronowski	10	577	24	0	0	0	601	60.1
Jaxon Janke	10	-8	473	106	0	0	571	57.1
Jadon Janke	10	0	425	0	0	0	425	42.5
Jordan Meachum	10	127	53	0	212	0	392	39.2
Zach Heins	10	0	200	0	0	0	200	20.0
Jefferson Lee V	3	101	0	0	0	0	101	33.7
Tucker Kraft	7	4	90	0	4	0	98	14.0
Blake Kunz	9	0	80	0	0	0	80	8.9
Josh Manchigiah	10	0	0	0	0	40	40	4.0
Canyon Bauer	10	0	34	0	0	0	34	3.4
Mason Leighton	9	0	26	0	0	0	26	2.9
Michael Morgan	6	0	15	0	11	0	26	4.3
Isaiah Stalbird	10	0	0	19	0	0	19	1.9
J'Bore Gibbs	4	16	0	0	0	0	16	4.0
Michael Griffin	10	0	0	0	0	13	13	1.3
Preston Tetzlaff	10	0	0	0	12	0	12	1.2
Skyler Cavanaugh	8	0	9	0	0	0	9	1.1
Cade Terveer	9	0	0	0	0	9	9	1.0
Don Gardner	10	0	0	0	0	6	6	0.6
Cole Frahm	10	-2	0	0	0	0	-2	-0.2
Keaton Heide	5	-7	0	0	0	0	-7	-1.4
TEAM	9	-16	0	0	0	0	-16	-1.8
Total	10	2,317	1,714	125	487	68	4,711	471.1
Opponents	13	1,157	1,722	54	316	18	3,267	326.7

PUNT RETURNS	No.	Yds	Avg	TD	LG
Jaxon Janke	8	106	13.2	0	55
Isaiah Stalbird	1	19	19.0	0	0
Total	9	125	13.9	0	55
Opponents	9	54	6.0	0	16

KICKOFF RETURNS	No.	Yds	Avg	TD	LG
Jordan Meachum	8	212	26.5	0	41
Isaiah Davis	7	228	32.6	0	50
Pierre Strong	1	20	20.0	0	20
Preston Tetzlaff	1	12	12.0	0	12
Michael Morgan	1	11	11.0	0	11
Tucker Kraft	1	4	4.0	0	4
Total	19	487	25.6	0	50
Opponents	17	316	18.6	0	40

INTERCEPTIONS	No.	Yds	Avg	TD	LG
Joshua Manchigiah	4	40	10.0	0	29
Michael Griffin	2	13	6.5	0	9
Preston Tetzlaff	1	0	0.0	0	0
Cade Terveer	1	9	9.0	0	9
Logan Backhaus	1	0	0.0	0	0
Don Gardner	1	6	6.0	0	6
Malik Lofton	1	0	0.0	0	0
DyShawn Gales	1	0	0.0	0	0
Total	12	68	5.7	0	29
Opponents	4	18	4.5	0	8

FUMBLE RETURNS	No.	Yds	Avg	TD	LG
None					
Total	0	0	0.0	0	0
Opponents	1	-8	-8.0	0	0

PUNTING	No.	Yds	Avg.	LONG	TB	FC	I20	50+	BLK
Ben Dinkel	29	1,216	41.9	61	2	10	10	5	0
Hunter Dustman	6	203	33.8	38	0	2	2	0	0
Mark Gronowski	1	48	48.0	48	0	0	0	0	0
TEAM	1	0	0.0	0	0	0	0	0	1
Total	37	1,467	39.6	61	2	12	12	5	1
Opponents	45	1,846	41.0	64	4	13	14	12	1

KICKOFFS	No.	Yds	Avg	TB	OB
Cole Frahm	58	3,171	54.7	23	6
Total	58	3,171	54.7	23	6
Opponents	38	2,304	60.6	18	1

2020-21 STATISTICS

DEFENSIVE STATISTICS

No.	PLAYER	TACKLES				TFL-Yds	SACKS		PASS DEF		QBH	FUMBLES		BLKD
		GP	SOLO	ASST	TOT		No.-Yds	INT-Yds	PBU			Rcv-Yds	FF	KICK
32	Adam Bock	10	36	38	74	5.5-20	2.0-5				2			
12	Logan Backhaus	10	48	24	72	9.5-22	2.0-10	1-0	1				1	
46	Preston Tetzlaff	10	35	35	70	0.5-1		1-0		1			1	
6	Michael Griffin	10	26	21	47	1.5-4		2-13	2					
21	Don Gardner	10	31	13	44	3.0-7		1-6	7	1				
2	Isaiah Stalbird	10	18	12	30	3.0-9			4					1
3	Joshua Manchigiah	10	16	11	27	1.5-3		4-40	1					
99	Caleb Sanders	10	16	10	26	7.0-32	5.0-26			2				
97	Reece Winkelman	10	15	10	25	4.5-22	3.0-21			2				2
29	Graham Spalding	10	15	9	24	1.0-5							1	
35	Chase Norblade	9	15	6	21						1-0			
48	Quinton Hicks	9	10	8	18	4.0-18	2.0-15		1	2				
22	Tolu Ogunrinde	10	13	5	18	7.5-28	3.0-19			1	1-0	1		
13	DyShawn Gales	8	14	3	17	3.0-4		1-0	2					
1	Malik Lofton	9	13	3	16			1-0	1	1				
44	Saiveon Williamson	9	7	7	14									
30	Payton Shafer	10	8	4	12	1.0-2			1					
69	Krockett Krolikowski	10	9	1	10	0.5-1								
55	Thomas Stackner	10	7	3	10	1.0-4	1.0-4			1	1-0			
91	Xavier Ward	6	4	5	9	2.0-3	1.0-2				1-0			
94	Cade Terveer	9	5	3	8	2.0-2		1-9		1				
25	Cale Reeder	10	5	2	7	0.5-0			1					
98	Ryan Van Marel	10	5	1	6	1.0-8				1				1
53	Caden Johnson	9	3	2	5	1.5-7	1.0-6		1					
11	Matt Barnett	6	2	1	3	1.0-1								
90	Randy Keumogne	6	2		2	1.0-2	1.0-2							
28	Dalys Beanum	7	1	1	2				1	1				
52	Jarod DePriest	8	2		2	2.0-8	2.0-8							
45	Caleb Francl	6	1	1	2									
97	Cole Frahm	10		2	2									
15	Daeton Mcgaughy	9	1	1	2									
36	Torren Union	9	1	1	2	1.0-1					1-0			
92	Kevin Brenner	2	1		1									
TM	TEAM	10	1		1									
2	J'Bore Gibbs	4		1	1									
19	Mason Leighton	9	1		1									
9	Jadon Janke	10	1		1									
56	Eagan Lickiss	10	1		1									
22	Isaiah Davis	10	1		1									
39	Steven Arrell	1							1	1				
Total		10	390	244	634	66-214	23-128	12-68	24	16	5-0	4	4	
Opponents		10	335	280	615	39-133	10-61	4-18	21	14	6-(-8)	8	3	

TOP DEFENSIVE PERFORMANCES

DOUBLE-DIGIT TACKLES (8)

Logan Backhaus • at North Dakota, 2-27-2021

• 11 tackles (5 solos, 6 assists, 1 TFL)

Preston Tetzlaff • at North Dakota, 2-27-2021

• 10 tackles (7 solos, 3 assists)

Adam Bock • at Southern Illinois, 3-20-2021

• 10 tackles (2 solos, 8 assists)

Adam Bock • at North Dakota State, 4-17-2021

• 13 tackles (8 solos, 5 assists, 2.5 TFL)

Logan Backhaus • vs. Southern Illinois, 5-2-2021

• 14 tackles (12 solos, 2 assists)

Adam Bock • vs. Southern Illinois, 5-2-2021

• 13 tackles (7 solos, 6 assists, 1 TFL)

Preston Tetzlaff • vs. Delaware, 5-8-2021

• 12 tackles (8 solos, 4 assists)

Logan Backhaus • vs. Delaware, 5-8-2021

• 12 tackles (7 solos, 5 assists, 2 TFL)

GAME-BY-GAME COMPARISON

OPPONENT	SCORE	FIRST DOWNS				PEN	NUMBER-YARDS	COMP-ATT-INT	YARDS	TOTAL OFFENSE		RETURN Yds	TURNOVERS
		TOTAL	RUSH	PASS						PLAYS-YARDS			
Northern Iowa	24-20	14/13	5/3	8/7	1/3		34-116 / 25-28	19-29-0 / 19-29-0	194/165	63-310 / 54-193		79/11	2/0
North Dakota	17-28	16/19	4/8	11/9	1/2		26-96 / 39-177	16-32-2 / 21-34-1	309/207	58-405 / 73-384		52/73	3/1
Western Illinois	45-10	24/19	17/6	7/11	0/2		44-347 / 24-87	13-22-0 / 31-53-3	184/295	66-531 / 77-382		42/15	1/3
Youngstown State	19-17	15/13	8/10	6/2	1/1		35-142 / 46-196	12-28-1 / 7-13-2	158/55	63-300 / 59-251		14/13	2/3
Southern Illinois	44-3	26/11	21/7	3/4	2/0		61-392 / 33-121	8-12-0 / 14-25-3	70/92	73-462 / 58-213		71/29	1/4
North Dakota State	27-17	23/14	15/6	8/6	0/2		46-305 / 37-97	10-14-0 / 9-17-1	149/149	60-454 / 54-246		53/47	0/1
Holy Cross	31-3	19/14	11/8	8/5	0/1		34-281 / 33-112	14-24-0 / 13-26-0	158/86	58-439 / 59-198		16/55	0/1
Southern Illinois	31-26	16/27	9/7	7/17	0/3		33-231 / 42-127	9-16-0 / 27-38-2	183/316	49-414 / 80-443		116/16	0/3
Delaware	33-3	17/16	9/7	8/9	0/0		32-168 / 45-68	11-17-0 / 19-23-0	186/148	49-354 / 68-216		96/89	0/0
Sam Houston	21-23	17/19	8/9	8/9	1/1		35-239 / 36-144	12-24-1 / 20-37-0	123/209	59-362 / 73-353		141/32	1/1
Totals	292-150	187/165	107/71	74/79	6/15		380-2,317 / 360-1,157	124-218-4 / 180-295-12	1,714/1,722	598-4,031 / 655-2,879		680/380	10/17

2020-21 STATISTICS

MISCELLANEOUS GAME-BY-GAME STATISTICS

THIRD-DOWN CONVERSIONS

OPPONENT	OVERALL	1ST QTR	2ND QTR	3RD QTR	4TH QTR
Northern Iowa	5-13	1-3	2-3	0-2	2-5
North Dakota	6-13	1-2	3-4	1-3	1-4
Western Illinois	7-13	3-4	1-2	1-3	2-4
Youngstown State	6-15	2-4	0-3	2-2	2-6
Southern Illinois	5-11	0-2	3-4	2-3	0-2
North Dakota State	5-11	1-3	3-5	1-1	0-2
Holy Cross	5-11	1-2	1-2	1-3	2-4
Southern Illinois	5-11	2-4	0-3	0-0	3-4
Delaware	3-9	0-2	1-1	1-3	1-3
Sam Houston	3-10	0-3	1-3	2-3	0-1
Totals	50-117	11-29	15-30	11-23	13-35
	42.7%	37.9%	50.0%	47.8%	37.1%
Opponents	56-150	17-36	11-36	20-41	8-37
	37.3%	46.2%	30.6%	48.8%	21.6%

TIME OF POSSESSION

OPPONENT	OVERALL	1ST QTR	2ND QTR	3RD QTR	4TH QTR
Northern Iowa	33:14	9:27	9:39	4:32	9:36
North Dakota	24:12	5:03	6:50	5:32	6:47
Western Illinois	35:26	7:45	6:50	8:37	12:14
Youngstown State	27:13	10:47	4:15	3:54	8:17
Southern Illinois	36:33	6:56	11:18	8:06	10:13
North Dakota State	33:00	7:52	9:41	5:07	10:20
Holy Cross	30:46	6:26	8:53	6:14	9:13
Southern Illinois	24:17	8:09	5:24	1:56	8:48
Delaware	22:55	4:30	4:04	5:08	9:13
Sam Houston	28:51	8:59	9:01	6:59	3:52
Totals	296:27	75:54	75:55	56:05	88:33
Avg.	29:38	7:35	7:35	5:36	8:51
Opponents	303:33	74:06	74:05	93:55	61:27
Avg.	30:21	7:24	7:24	9:23	6:08

FOURTH-DOWN CONVERSIONS

OPPONENT	OVERALL	1ST QTR	2ND QTR	3RD QTR	4TH QTR
Northern Iowa	0-1	0-0	0-1	0-0	0-0
North Dakota	0-2	0-0	0-0	0-0	0-2
Western Illinois	0-0	0-0	0-0	0-0	0-0
Southern Illinois	2-2	1-1	1-1	0-0	0-0
North Dakota State	1-1	0-0	0-0	0-0	1-1
Holy Cross	0-0	0-0	0-0	0-0	0-0
Southern Illinois	1-2	1-1	0-1	0-0	0-0
Delaware	1-1	1-1	0-0	0-0	0-0
Sam Houston	0-2	0-1	0-0	0-1	0-0
Totals	5-11	3-4	1-3	0-1	1-3
	45.5%	75.0%	33.3%	0.0%	33.3%
Opponents	13-27	3-4	1-1	5-8	4-14
	48.1%	75%	100%	62.5%	28.6%

PENALTIES

OPPONENT	SDSU	OPP
Northern Iowa	9-80	4-20
North Dakota	6-50	1-16
Western Illinois	6-57	5-15
Youngstown State	2-20	4-34
Southern Illinois	4-17	4-21
North Dakota State	8-68	1-9
Holy Cross	4-30	4-25
Southern Illinois	6-51	3-20
Delaware	0-0	2-22
Sam Houston	9-65	8-65
Totals	54-438	36-247

GAME-BY-GAME STARTERS

OFFENSE

Opponent	LT	LG	C	RG	RT	TE	TE/WR/RB	WR	WR	QB	RB
Northern Iowa	A. Johnson	McCormick	Genant	Lickiss	Greenfield	Heins	Bauer (WR)	Jad. Janke	Jax. Janke	Gronowski	Strong
North Dakota	A. Johnson	McCormick	Genant	Lickiss	Greenfield	Heins	Morgan (TE)	Jad. Janke	Jax. Janke	Gronowski	Strong
Western Illinois	A. Johnson	McCormick	Genant	Lickiss	Greenfield	Heins	Bauer (WR)	Jad. Janke	Jax. Janke	Gronowski	Strong
Youngstown St.	A. Johnson	McCormick	Genant	Lickiss	Greenfield	Kunz	Davis (RB)	Jad. Janke	Jax. Janke	Gronowski	Strong
So. Illinois	A. Johnson	McCormick	Genant	Lickiss	Greenfield	Heins	Kunz (TE)	Jad. Janke	Jax. Janke	Gronowski	Davis
N. Dakota St.	A. Johnson	McCormick	Genant	Lickiss	Greenfield	Heins	Kunz (TE)	Jad. Janke	Jax. Janke	Gronowski	Strong
Holy Cross	A. Johnson	McCormick	Genant	Lickiss	Greenfield	Kunz	Kraft (TE)	Jad. Janke	Jax. Janke	Gronowski	Strong
So. Illinois	A. Johnson	McCormick	Genant	Lickiss	Greenfield	Kunz	Kraft (TE)	Jad. Janke	Jax. Janke	Gronowski	Strong
Delaware	A. Johnson	McCormick	Genant	Lickiss	Greenfield	Heins	Bauer (WR)	Jad. Janke	Jax. Janke	Gronowski	Strong
Sam Houston	A. Johnson	McCormick	Genant	Lickiss	Greenfield	Heins	Kraft (TE)	Jad. Janke	Jax. Janke	Gronowski	Strong

DEFENSE

Opponent	DE	DT	NT	DE	WLB	MLB	SLB	CB	SS	FS	CB
Northern Iowa	Winkelman	Krolkowski	Sanders	Hicks	Spalding	Tetzlaff	Backhaus	Gardner	Stalbird	Griffin	Lofton
North Dakota	Winkelman	Krolkowski	Sanders	Hicks	Spalding	Tetzlaff	Backhaus	Gardner	Stalbird	Griffin	Lofton
Western Illinois	Winkelman	Krolkowski	Sanders	Hicks	Tetzlaff	Bock	Backhaus	Gardner	Griffin	Manchigiah	Lofton
Youngstown St.	Winkelman	Krolkowski	Sanders	Hicks	Tetzlaff	Bock	Backhaus	Gardner	Griffin	Manchigiah	Lofton
So. Illinois	Winkelman	Krolkowski	Sanders	Hicks	Tetzlaff	Bock	Backhaus	Gardner	Griffin	Manchigiah	Lofton
N. Dakota St.	Winkelman	Ward	Sanders	Hicks	Tetzlaff	Bock	Backhaus	Gardner	Griffin	Manchigiah	Lofton
Holy Cross	Winkelman	Ward	Sanders	Hicks	Tetzlaff	Bock	Backhaus	Gardner	Griffin	Manchigiah	Lofton
So. Illinois	Winkelman	Ward	Sanders	Hicks	Tetzlaff	Bock	Backhaus	Gardner	Griffin	Manchigiah	Lofton
Delaware	Winkelman	Ward	Sanders	Hicks	Tetzlaff	Bock	Backhaus	Gardner	Griffin	Manchigiah	Gales
Sam Houston	Winkelman	Ward	Sanders	Hicks	Tetzlaff	Bock	Backhaus	Gardner	Griffin	Manchigiah	Gales

#5 SDSU 24, #3 NORTHERN IOWA 20

Feb. 19, 2021 • UNI-Dome (Att.: 2,137)

CEDAR FALLS, Iowa – Freshman quarterback Mark Gronowski threw for two touchdowns in his collegiate debut, including the game-winning 1-yard pass to Pierre Strong, Jr., with 19 seconds remaining as fifth-ranked South Dakota State recovered late for a 24-20 season-opening win at third-ranked Northern Iowa.

A native of Naperville, Illinois, Gronowski led the Jackrabbits on a 10-play, 75-yard game-winning drive that consumed more than five minutes. SDSU, which had not picked up first down in its five previous second-half drives, moved the chains three times before the decisive score, the last coming on a 43-yard pass from Gronowski to tight end Zach Heins down the left sideline to the UNI 3.

After a pair of Strong rushes moved the ball to the 1, the Jackrabbit running back slipped across the formation to the right flat and hauled in the pass from Gronowski for a 23-20 SDSU lead. Cole Frahm added the extra point to force the Panthers to drive the length of the field, but the last-ditch drive by UNI failed to get past the Panthers' own 40.

UNI grabbed a 20-17 lead by scoring the first 13 points of the second half. Matthew Cook booted a 43-yard field goal in the third quarter and added a 35-yarder with 8:35 to play in regulation. Moments later, the Panthers cashed in on SDSU's second lost fumble of the game on a strip sack of Gronowski that was recovered at the SDSU 19. Two plays later, Panther quarterback Will McElvain connected with Tysen Kershaw on a 14-yard touchdown.

SDSU statistically dominated the first half in building a 17-7 lead at intermission. The Jackrabbits marched 71 yards on eight plays on the game's opening drive before settling for a 24-yard field goal by Frahm.

UNI took its first lead later in the first quarter on a 7-yard touchdown run by McElvain, capping a seven-play, 52-yard drive. McElvain completed 19-of-29 attempts for 164 yards, with Quan Hampton hauling in a game-high seven catches for 45 yards.

Gronowski accounted for a pair of touchdowns in three-plus minute span late in the first half. First, he hooked up with Jaxon Janke for a 6-yard touchdown, then he used his legs to score on a 5-yard run with 1 minute and 24 seconds remaining in the opening half. His rushing touchdown was set up by a blocked punt by newcomer Isaiah Stalbird that gave SDSU the ball at the Panther 5.

Gronowski also finished the night 19-for-29 passing for 194 yards and added 24 rushing yards on 10 carries. Strong tallied 91 yards on 22 rushing attempts and led SDSU with six receptions, including the game-winner, for 31 yards. Heins added five catches for a team-high 90 receiving yards.

SDSU finished with a 310-193 advantage in total offense, with UNI limited to only 28 net yards on the ground in 25 attempts. Linebackers Logan Backhaus, Adam Bock and Preston Tetzlaff, along with cornerback Don Gardner, each registered five tackles to lead the Jackrabbits. Two of Backhaus' tackles were for loss.

Korby Sander of UNI led all players with 13 tackles.



Mark Gronowski accounted for all three South Dakota State touchdowns in his collegiate debut, a 24-20 Jackrabbit victory.

SCORE BY QUARTERS	1	2	3	4	FINAL
South Dakota State (1-0, 1-0)	3	14	0	7	24
Northern Iowa (0-1, 0-1)	7	0	3	10	20

SCORING SUMMARY

1st	10:16	SDSU – Cole Frahm 24 yd field goal
1st	3:05	UNI – Will McElvain 7 yd run (Matthew Cook kick)
2nd	5:14	SDSU – Jaxon Janke 6 yd pass from Mark Gronowski (Frahm kick)
2nd	1:24	SDSU – Gronowski 5 yd run (Frahm kick)
3rd	5:32	UNI – Cook 43 yd field goal
4th	8:35	UNI – Cook 35 yd field goal
4th	5:59	UNI – Tysen Kershaw 14 yd pass from McElvain (Cook kick)
4th	00:19	SDSU – Pierre Strong, Jr. 1 yd pass from Gronowski (Frahm kick)

TEAM STATISTICS

	SDSU	UNI
FIRST DOWNS	14	13
RUSHES-YARDS (NET)	34-116	25-28
PASSING YDS (NET)	194	165
Passes Att-Comp-Int	29-19-0	29-19-0
TOTAL OFFENSE PLAYS-YARDS	63-310	54-193
Fumble Returns-Yards	0-0	0-0
Punt Returns-Yards	2-33	2-11
Kickoff Returns-Yards	2-46	0-0
Interception Returns-Yards	0-0	0-0
Punts (Number-Avg)	5-40.6	7-38.3
Fumbles-Lost	2-2	0-0
Penalties-Yards	9-80	4-20
Possession Time	33:14	26:46
Third-Down Conversions	5 of 13	2 of 12
Fourth-Down Conversions	0 of 1	0 of 0
Red-Zone Scores-Chances	4-5	3-3
Sacks By: Number-Yards	2-15	2-8

RUSHING LEADERS: SDSU - Pierre Strong, Jr. 22-91; Mark Gronowski 10-24; Isaiah Davis 1-2. UNI - Dom Williams 14-28; Nick McCabe 4-0; Will McElvain 7-0. **PASSING LEADERS:** SDSU - Mark Gronowski 19-29-0 194. UNI - Will McElvain 19-29-0 165. **RECEIVING LEADERS:** SDSU - Pierre Strong, Jr. 6-31; Zach Heins 5-90; Jaxon Janke 4-29. UNI - Quan Hampton 7-65; Deion McShane 4-36; Nick Phillips 3-16; Tysen Kershaw 2-34; Kyle Fourtenbary 2-9. **INTERCEPTIONS:** SDSU - none. UNI - none. **SACKS:** SDSU - Tolu Ogunrinde 1.0-8; Adam Bock 1.0-7. UNI - Jared Brinkman 1.0-7; Brawntae Wells 0.5-1; Korby Sander 0.5-0. **TACKLE LEADERS (UA-A-TOT):** SDSU - Preston Tetzlaff 5-0-5; Logan Backhaus 5-0-5; Adam Bock 4-1-5; Don Gardner 3-2-5. UNI - Korby Sander 8-5-13; Spencer Cuvelier 3-6-9; Benny Sapp 3-4-7; Brawntae Wells 3-3-6; Eric Mooney 3-3-6.

2020-21 GAME RECAPS

#14 NORTH DAKOTA 28, #3 SDSU 17

Feb. 27, 2021 • Alerus Center (Att: 3,638)

GRAND FORKS, N.D. – No. 14 North Dakota controlled the second half, scoring three touchdowns en route to a 28-17 victory over third-ranked South Dakota State Feb. 27 at the Alerus Center.

UND improved to 2-0 both overall and in the Missouri Valley Football Conference. The Jackrabbits dropped to 1-1.

Early on, SDSU executed the vertical passing game to build an early lead. On the second play from scrimmage, freshman quarterback Mark Gronowski connected with Jadon Janke on a 49-yard pass play to the UND 18. Three plays later, Jadon Janke's twin brother, Jaxon, took a screen pass 18 yards to the end zone to finish off the opening drive of the game.

Special teams were key throughout the game, with the Fighting Hawks successfully executing a fake punt to extend their first scoring drive. A pass from punter Cade Peterson to Garrett Maag went for 23 yards and a first down to the midfield stripe. Otis Weah capped the methodical, 15-play drive with a 1-yard touchdown run.

The Jackrabbits, however, had a quick answer as, on the first play of the ensuing drive, Gronowski hit Jaxon Janke deep over the middle for a 76-yard touchdown.

The score would remain 14-7 in favor of the Jackrabbits until the third quarter. UND took the second-half kickoff and marched 75 yards on eight plays, tying the game at 14-all on a 1-yard touchdown run by Luke Skokna. He set up the touchdown with a 43-yard run earlier in the drive.

Once again SDSU responded, this time settling for a 39-yard field goal and a 17-14 lead after a 45-yard pass from Gronowski to Jadon Janke on the first play of the drive. Jadon Janke tallied career highs of five catches for 109 yards, with Jaxon Janke also finishing with a career day of seven catches for 161 yards.

From there it was all UND.

The Fighting Hawks turned the momentum firmly in their favor with another special teams play, blocking a punt and taking over at the SDSU 18. UND needed only two plays to take its first lead with Maag catching a 16-yard touchdown pass from Tommy Schuster.

UND made it a two-score game with the help of a fortuitous bounce of the ball on the Alerus Center turf midway through the fourth quarter. Weah broke around right end for a big gain, but was stripped of the football by the Jackrabbits' Isaiah Stalbird at the 6-yard line. The ball, however, bounced right back into Weah's hands as he fell into the end zone. The result: a 40-yard touchdown run and a 28-17 UND lead.

The Fighting Hawk defense rose to the occasion, as well, forcing two fourth-quarter turnovers and three for the game. UND also recorded three sacks in the game.

SDSU finished with a 405-384 advantage in total offense as Gronowski finished the afternoon 16-of-32 passing for 309 yards. Pierre Strong, Jr. led the Jackrabbits on the ground with 95 yards on 17 carries.

For UND, Schuster completed 20-of-32 passes for 184 yards, with Maag catching five passes for 87 yards. Weah finished with 88 rushing yards on 17 carries, with Skokna adding 73 yards on 10 attempts.

Logan Backhaus tallied a game-high 11 tackles for the Jackrabbits. Preston Tetzlaff contributed a career-high 10 tackles and an interception.

Noah Larson paced UND with seven tackles



Jaxon Janke recorded career highs of seven receptions and 161 receiving yards while scoring both Jackrabbit touchdowns in a Feb. 27 road loss at North Dakota.

SCORE BY QUARTERS	1	2	3	4	FINAL
South Dakota State (1-1, 1-1)	14	0	3	0	17
North Dakota (2-0, 2-0)	7	0	14	7	28

SCORING SUMMARY

1st	12:58	SDSU	– Jaxon Janke 18 yd pass from Mark Gronowski (Cole Frahm kick)
1st	1:00	UND	– Otis Weah 1 yd run (Adam Stage kick)
1st	00:45	SDSU	– Jaxon Janke 76 yd pass from Gronowski (Frahm kick)
3rd	10:28	UND	– Luke Skokna 1 yd run (Stage kick)
3rd	6:46	SDSU	– Frahm 39 yd field goal
3rd	00:17	UND	– Garrett Maag 16 yd pass from Tommy Schuster (Stage kick)
4th	6:53	UND	– Otis Weah 40 yd run (Stage kick)

TEAM STATISTICS

	SDSU	UND
FIRST DOWNS	16	19
RUSHES-YARDS (NET)	26-96	39-177
PASSING YDS (NET)	309	207
Passes Att-Comp-Int	32-16-2	34-21-1
TOTAL OFFENSE PLAYS-YARDS	58-405	73-384
Fumble Returns-Yards	0-0	0-0
Punt Returns-Yards	0-0	1-7
Kickoff Returns-Yards	2-52	2-59
Interception Returns-Yards	1-0	2-7
Punts (Number-Avg)	3-28.0	3-35.0
Fumbles-Lost	1-1	0-0
Penalties-Yards	6-50	1-16
Possession Time	24:12	35:48
Third-Down Conversions	6 of 13	9 of 18
Fourth-Down Conversions	0 of 2	1 of 4
Red-Zone Scores-Chances	2-2	3-4
Sacks By: Number-Yards	0-0	3-20

RUSHING LEADERS: SDSU - Pierre Strong, Jr. 17-95; Isaiah Davis 2-6. UND - Otis Weah 17-88; Luke Skokna 10-73; Dalton Gee 4-10; Quincy Vaughn 3-5; Tommy Schuster 3-5. **PASSING LEADERS:** SDSU - Mark Gronowski 16-32-2 309. UND - Tommy Schuster 20-32-1 184; Cade Peterson 1-1-0 23; Jake Richter 0-1-0 0. **RECEIVING LEADERS:** SDSU - Jaxon Janke 7-161; Jadon Janke 5-109; Jordan Meachum 2-18; Mike Morgan 1-12; Skyler Cavanaugh 1-9. UND - Garrett Maag 5-87; Marcus Preston 4-31; Jake Richter 3-30; Luke Skokna 3-17; Bo Belquist 2-24; Derek Paulson 2-17. **INTERCEPTIONS:** SDSU - Preston Tetzlaff 1-0. UND - Jordan Canady 1-7; Ray Haas 1-0. **SACKS:** SDSU - none. UNI - Noah Larson 1.0-8; Jaxon Turner 1.0-7; Josh Navratil 1.0-5. **TACKLE LEADERS (UA-A-TOT):** SDSU - Logan Backhaus 5-6-11; Preston Tetzlaff 7-3-10; Don Gardner 5-1-6; Graham Spalding 3-1-4; Reece Winkelman 3-1-4. UND - Noah Larson 3-4-7; Caleb Nelson 3-3-6; Evan Holm 4-1-5; Josh Navratil 2-3-5.

#8 SDSU 45, WESTERN ILLINOIS 10

March 6, 2021 • Dana J. Dykhouse Stadium (Att.: 2,522)

South Dakota State scored on big play after big play in the first half to roll past Western Illinois, 45-10, in the Jackrabbits' home football opener at Dana J. Dykhouse Stadium.

With their win in the annual Dairy Drive game, the Jackrabbits improved to 2-1 both overall and in the Missouri Valley Football Conference. WIU dropped to 0-2.

Freshman quarterback Mark Gronowski led the Jackrabbits on touch-down drives on each of their first two offensive series, scoring on a 22-yard run to open the scoring and then taking advantage of a short field after an interception as Pierre Strong, Jr. scored from a yard out.

Western Illinois executed a fake punt to extend a drive and pull within 14-3 late in the first quarter on a 26-yard field goal by Mason Laramie.

SDSU, however, tacked on four more touchdowns in the second quarter with each of the first three scores covering at least 40 yards. The Jackrabbits first went to the air as Gronowski hooked up with Jadon Janke on a 44-yard touchdown pass deep over the middle.

Then the Jackrabbits turned to the ground as freshman running back Isaiah Davis broke through the line for a 40-yard touchdown and Gronowski followed three minutes later with an 80-yard touchdown run. Gronowski led the Jackrabbits with 120 yards on only four carries with the two touchdowns, while Davis tallied 118 yards on nine carries.

As a team, SDSU finished with 328 yards on the ground and 531 yards of total offense after Gronowski completed 13-of-20 passes for 197 yards and two touchdowns. His second touchdown pass of the game was a 12-yarder to Mason Leighton with 41 seconds remaining in the first half and answered WIU's lone touchdown, a 3-yard pass from Connor Sampson to Dallas Daniels.

The only scoring in the second half came on a 39-yard field goal into the wind by Cole Frahm on SDSU's opening drive.

The Jackrabbit defense came away with interceptions by Cade Terveer, DyShawn Gales and Joshua Manchigiah. Adam Bock led SDSU with eight tackles.

Sampson completed 29-of-48 passes for 278 yards, with Daniel posting 111 yards on six receptions.

Jaxon Janke led SDSU with four catches for 68 yards, with twin brother Jadon adding three catches for 70 yards.



Eagan Lickiss was part of a Jackrabbit offensive line that helped pave the way for SDSU to gain 347 rushing yards and 531 yards of total offense in a 45-10 victory over Western Illinois on March 6.

SCORE BY QUARTERS	1	2	3	4	FINAL
Western Illinois (0-2, 0-2)	3	7	0	0	10
South Dakota State (2-1, 2-1)	14	28	3	0	45

SCORING SUMMARY

1st	10:16	SDSU	– Mark Gronowski 22 yd run (Cole Frahm kick)
1st	6:51	SDSU	– Pierre Strong, Jr. 1 yd urn (Frahm kick)
1st	2:13	WIU	– Mason Laramie 26 yd field goal
2nd	13:20	SDSU	– Jadon Janke 44 yd pass from Gronowski (Frahm kick)
2nd	8:06	SDSU	– Isaiah Davis 40 yd run (Frahm kick)
2nd	4:55	SDSU	– Mark Gronowski 80 yd run (Frahm kick)
2nd	00:41	SDSU	– Mason Leighton 12 yd pass from Gronowski (Frahm kick)
3rd	10:35	SDSU	– Frahm 39 yd field goal

TEAM STATISTICS

	WIU	SDSU
FIRST DOWNS	19	24
RUSHES-YARDS (NET)	24-87	44-347
PASSING YDS (NET)	295	184
Passes Att-Comp-Int	53-31-3	22-13-0
TOTAL OFFENSE PLAYS-YARDS	77-382	66-531
Fumble Returns-Yards	0-0	0-0
Punt Returns-Yards	1-0	1-5
Kickoff Returns-Yards	3-15	1-28
Interception Returns-Yards	0-0	3-9
Punts (Number-Avg)	5-33.8	4-38.2
Fumbles-Lost	0-0	1-1
Penalties-Yards	5-15	6-57
Possession Time	24:34	35:26
Third-Down Conversions	2 of 15	7 of 13
Fourth-Down Conversions	3 of 5	0 of 0
Red-Zone Scores-Chances	2-5	2-2
Sacks By: Number-Yards	0-0	1-6

RUSHING LEADERS: SDSU - Mark Gronowski 4-120; Isaiah Davis 9-118; Jefferson Lee V 11-48; Pierre Strong, Jr. 9-48; Jordan Meachum 6-12; J'Bore Gibbs 2-8. WIU - Iosefa Pua'auli 14-44; Tony Tate 5-36; Connor Sampson 3-4; Hunter Mason 1-4. **PASSING LEADERS:** SDSU - Mark Gronowski 12-19-0 178; J'Bore Gibbs 1-3-0 6. WIU - Connor Sampson 29-48-3 278; Henry Ogala 2-5-0 17. **RECEIVING LEADERS:** SDSU - Jaxon Janke 4-68; Jadon Janke 3-70; Jordan Meachum 3-14; Mason Leighton 2-26; Canyon Bauer 1-6. WIU - Dennis Houston 9-74; Tony Tate 7-54; Dallas Daniels 6-111; Nathan Karsjens 4-24. **INTERCEPTIONS:** SDSU - Cade Terveer 1-9; DyShawn Gales 1-0; Joshua Manchigiah 1-0. WIU - none. **SACKS:** SDSU - Caden Johnson 1.0-6. WIU - none. **TACKLE LEADERS (JA-A-TOT):** SDSU - Adam Bock 3-5-8; Michael Griffin II 3-4-7; Chase Norblade 6-0-6; Logan Backhaus 4-2-6; Saiveon Williamson 3-2-5. WIU - Herschel Blankenship 9-0-9; Greg Benton Jr. 5-4-9; Justin Nutof 5-4-9; Keontae Jones 1-3-4.

2020-21 GAME RECAPS

#8 SDSU 19, YOUNGSTOWN STATE 17

March 13, 2021 • Dana J. Dykhouse Stadium (Att.: 2,653)

Cole Frahm kicked a 29-yard field goal with 31 seconds remaining to lift eighth-ranked South Dakota State to a 19-17 victory over Youngstown State in Missouri Valley Football Conference action March 13 at Dana J. Dykhouse Stadium.

With the victory, SDSU improved to 3-1 overall and in league play. YSU dropped to 0-4 overall and in the MVFC.

Frahm's game-winning field goal capped a 10-play, 67-yard drive after the Penguins had scored the first 10 points of the fourth quarter. With SDSU facing third-and-11 from its own 20-yard line, quarterback Mark Gronowski, who struggled with his accuracy much of the day, connected with tight end Zach Heins on a 39-yard pass play to the YSU 41 to keep the drive alive.

Gronowski hooked up again with Heins on the next play for 16 yards to put the Jackrabbits into field goal range. Another 10-yard pass from Gronowski to Jadon Janke moved SDSU even closer to set up Frahm, who earlier in the first quarter booted a career-long 52-yard field goal that gave SDSU a 10-0 lead.

For the fourth time in as many games, SDSU scored on its first possession. The Jackrabbits took the opening kickoff and marched 75 yards on six plays, finishing the drive with an 8-yard touchdown pass from Gronowski to Jaxon Janke.

After Frahm's first field goal, Youngstown State countered with a 75-yard drive of its own late in the first quarter that was capped by a 42-yard touchdown run by Jaleel McLaughlin.

The score would remain 10-7 until the third quarter, when Gronowski carried in from a yard out. However, a low snap on the ensuing point-after try after SDSU lost a pair of long snappers due to injuries, led to a Frahm miss.

Youngstown State pulled to within 16-10 on a 33-yard field goal by Colt McFadden after the Penguins put together an 18-play, 59-yard drive that chewed up more than 10 minutes off the clock.

SDSU turned the ball over for the second time in the game as Zaire Jones intercepted a Gronowski pass at the YSU 28 and returned it eight yards. The Penguins quickly cashed in on the short field as McLaughlin scored three plays later from a yard out with 6:21 remaining.

Following Frahm's go-ahead field goal, the Jackrabbit defensive line tandem of Tolu Ogunrinde and Thomas Stacker ended YSU's last-ditch effort. Ogunrinde sacked Penguin quarterback Mark Waid at the YSU 39 and jarred the ball loose, with Stacker recovering with a single second remaining.

SDSU finished with a 300-251 advantage in total yards. Pierre Strong, Jr. carried 21 times for 124 yards, while Gronowski ended up completing 12-of-28 passes for 158 yards. Jadon Janke led the receivers with three catches for 57 yards.

McLaughlin topped the century mark on the ground for the Penguins, tallying 122 yards on 26 carries. YSU mustered only 55 yards through the air as Waid completed 7-of-13 passes, but was picked off two times in the first half.

Preston Tetzlaff led SDSU with nine tackles, while Grant Dixon registered a game-high 10 tackles and forced a fumble for the Penguins.



Cole Frahm connected on a 29-yard field goal with 31 seconds remaining to give the Jackrabbits a 19-17 victory over Youngstown State on March 13.

SCORE BY QUARTERS	1	2	3	4	FINAL
Youngstown State (0-4, 0-4)	7	0	0	10	17
South Dakota State (3-1, 3-1)	10	0	6	3	19

SCORING SUMMARY

1st	11:36	SDSU	–	Jaxon Janke 8 yd pass from Mark Gronowski (Cole Frahm kick)
1st	6:06	SDSU	–	Frahm 52 yd field goal
1st	4:03	YSU	–	Jaleel McLaughlin 42 yd run (Colt McFadden kick)
3rd	8:45	SDSU	–	Gronowski 1 yd run (kick failed)
4th	13:31	YSU	–	McFadden 33 yd field goal
4th	6:21	YSU	–	McLaughlin 1 yd run (McFadden kick)
4th	00:31	SDSU	–	Frahm 29 yd field goal

TEAM STATISTICS

	YSU	SDSU
FIRST DOWNS	13	15
RUSHES-YARDS (NET)	46-196	35-142
PASSING YDS (NET)	55	158
Passes Att-Comp-Int	13-7-2	28-12-1
TOTAL OFFENSE PLAYS-YARDS	59-251	63-300
Fumble Returns-Yards	0-0	0-0
Punt Returns-Yards	1-5	1-3
Kickoff Returns-Yards	0-0	0-0
Interception Returns-Yards	1-8	2-11
Punts (Number-Avg)	5-40.6	5-40.8
Fumbles-Lost	1-1	2-1
Penalties-Yards	4-34	2-20
Possession Time	32:47	27:13
Third-Down Conversions	5 of 13	6 of 15
Fourth-Down Conversions	1 of 1	0 of 0
Red-Zone Scores-Chances	2-2	3-3
Sacks By: Number-Yards	0-0	2-11

RUSHING LEADERS: SDSU - Pierre Strong, Jr. 21-124; Mark Gronowski 9-15; Isaiah Davis 3-12.

YSU - Jaleel McLaughlin 26-122; Mark Waid 11-41; Christian Turner 9-33. **PASSING LEADERS:**

SDSU - Mark Gronowski 12-28-1 158. YSU - Mark Waid 7-13-2 55. **RECEIVING LEADERS:** SDSU - Jadon Janke 3-57; Jaxon Janke 3-19; Zach Heins 2-55; Pierre Strong, Jr. 2-7. YSU - Jake Coates 2-5; C.J. Charleston 1-31. **INTERCEPTIONS:** SDSU - Joshua Manchigiah 1-11; Malik Lofton 1-0. YSU - Zaire Jones 1-8. **SACKS:** SDSU - Quinton Hicks 1.0-10; Tolu Ogunrinde 1.0-1. YSU - none. **TACKLE LEADERS (UA-A-TOT):** SDSU - Preston Tetzlaff 4-5-9; Don Gardner 5-1-6; Michael Griffin II 3-2-5; Logan Backhaus 3-2-5. YSU - Grant Dixon 6-4-10; Zaire Jones 6-3-9.

#6/7 SDSU 44, #5/5 SOUTHERN ILLINOIS 3

March 20, 2021 • Saluki Stadium (Att.: 2,400)

CARBONDALE, Ill. — South Dakota State rushed for nearly 400 yards and turned four Southern Illinois turnovers into 24 points as the Jackrabbits steamrolled their way to a 44-3 victory in a key Missouri Valley Football Conference matchup at Saluki Stadium.

The Jackrabbits, ranked sixth in the Stats Perform media poll and seventh by the Football Championship Subdivision coaches, improved to 4-1 both overall and in league play. Fifth-ranked SIU dropped to 4-2 overall and 3-2 in the MVFC.

After SDSU had a field goal attempt blocked on the opening drive of the game, SIU put together its best drive of the afternoon to crack the scoring column first on a 27-yard field goal by Nico Gaudoni. That capped a 17-play, 64-yard drive that took more than eight minutes off the clock.

The Jackrabbits began to take control in the second quarter, putting together their own methodical drive to take a lead they would not relinquish. Quarterback and Illinois native Mark Gronowski scrambled to his left for a 4-yard touchdown run that finished off an 18-play, 91-yard drive that consumed more than nine minutes.

SIU turned the ball over two times later in the half and the Jackrabbits cashed in both times. First, Graham Spalding forced a fumble on the ensuing kickoff at the SIU 17 and freshman Isaiah Davis, starting in place of an injured Pierre Strong, Jr., scored three plays later from three yards out.

In the final minute of the first half, Logan Backhaus intercepted a pass at the SDSU 36 and Gronowski quickly led the Jackrabbits downfield with a 20-yard pass to Jaxon Janke and three rushes for 20 yards to set up a 31-yard field goal by Cole Frahm as time expired for a 17-3 halftime lead.

The Salukis made a change at quarterback to open the second half, but Don Gardner and Joshua Manchigiah recorded interceptions on two of Kare Lyles' first three passes of the half. Both pickoffs resulted in a short field for the Jackrabbits, who upped their lead to 31-3 on touchdown runs of 12 and 1 yards, respectively, by Gronowski and Davis.

Davis, who finished the afternoon with 150 yards on 22 carries, put an exclamation point on his day with a 45-yard touchdown run late in the third quarter for his third score of the day. Gronowski also topped the century mark on the ground for the second time this season with 103 yards on 13 carries, while Jordan Meachum saw his most extensive action at running back this season and tallied 88 yards on 13 carries.

As a team, SDSU finished with 392 yards on the ground and a 462-213 advantage in total offense.

SDSU's final points came on field goals by Frahm (30 yards) and backup Hunter Dustman (43 yards).

Gronowski attempted only 11 passes, completing seven for 63 yards. Jaxon Janke registered 36 yards on his two catches.

Avante Cox was the top performer for the Saluki offense with seven catches for 50 yards. Javon Williams Jr. led the SIU run game with 49 yards on 10 carries.

Adam Bock led the SDSU defensive unit with 10 tackles, followed by eight from Backhaus.

For SIU, Qua Brown registered a game-high 12 tackles and forced a pair of fumbles.



Joshua Manchigiah recorded an interception for the third consecutive and was one of four turnovers forced by South Dakota State in a 44-3 road win at fifth-ranked Southern Illinois.

SCORE BY QUARTERS	1	2	3	4	FINAL
South Dakota State (4-1, 4-1)	0	17	24	3	44
Southern Illinois (4-2, 3-2)	3	0	0	0	3

SCORING SUMMARY

1st	1:52	SIU — Nico Gaudoni 27 yd field goal
2nd	4:04	SDSU — Mark Gronowski 4 yd run (Frahm kick)
2nd	2:45	SDSU — Isaiah Davis 3 yd run (Frahm kick)
2nd	00:00	SDSU — Cole Frahm 31 yd field goal
3rd	13:24	SDSU — Gronowski 12 yd run (Frahm kick)
3rd	9:11	SDSU — Frahm 30 yd field goal
3rd	7:36	SDSU — Davis 1 yd run (Frahm kick)
3rd	2:49	SDSU — Davis 45 yd run (Hunter Dustman kick)
4th	3:28	SDSU — Dustman 43 yd field goal

TEAM STATISTICS

	SDSU	SIU
FIRST DOWNS	26	11
RUSHES-YARDS (NET)	61-392	33-121
PASSING YDS (NET)	70	92
Passes Att-Comp-Int	12-8-0	25-14-3
TOTAL OFFENSE PLAYS-YARDS	73-462	58-213
Fumble Returns-Yards	0-0	1-(-8)
Punt Returns-Yards	0-0	1-3
Kickoff Returns-Yards	1-36	2-34
Interception Returns-Yards	3-35	0-0
Punts (Number-Avg)	1-43.0	3-55.3
Fumbles-Lost	2-1	2-1
Penalties-Yards	4-17	4-21
Possession Time	36:33	23:27
Third-Down Conversions	5 of 11	4 of 13
Fourth-Down Conversions	2 of 2	2 of 5
Red-Zone Scores-Chances	6-6	1-2
Sacks By: Number-Yards	1-10	0-0

RUSHING LEADERS: SDSU - Isaiah Davis 22-150; Mark Gronowski 13-103; Jordan Meachum 13-88; Jefferson Lee V 9-45. SIU - Javon Williams Jr. 10-49; Avante Cox 1-25; Justin Strong 8-24; Romeir Elliott 10-22. **PASSING LEADERS:** SDSU - Mark Gronowski 7-11-0 63; J'Bore Gibbs 1-1-0 7. SIU - Stone Labanowitz 8-9-1 41; Karé Lyles 3-8-2 35; Zach Zebrowski 2-5-0 12; Javon Williams Jr. 1-3-0 4. **RECEIVING LEADERS:** SDSU - Jaxon Janke 2-36; Tucker Kraft 2-14; Canyon Bauer 2-10. SIU - Avante Cox 7-50; Jeron Rollins 2-20. **INTERCEPTIONS:** SDSU - Joshua Manchigiah 1-29; Don Gardner 1-6; Logan Backhaus 1-0. SIU - none. **SACKS:** SDSU - Tolu Ogunrinde 1-0-10. SIU - none. **TACKLE LEADERS (UA-A-TOT):** SDSU - Adam Bock 2-8-10; Logan Backhaus 3-5-8; Preston Tetzlaff 2-4-6; Michael Griffin II 3-1-4. SIU - Qua Brown 6-6-12; Bryson Strong 4-4-8; Bryce Notree 3-5-8; Keenan Agnew 3-4-7.

2020-21 GAME RECAPS

#4/4 SDSU 27, #2/3 NORTH DAKOTA STATE 17

April 17, 2021 • Fargodome (Att.: 8,762)

South Dakota State scored 10 fourth-quarter points to reclaim the Dakota Marker and also secure the Missouri Valley Football Conference's automatic bid to the Football Championship Subdivision playoffs with a 27-17 victory over North Dakota State April 17 at the Fargodome.

The fourth-ranked Jackrabbits improved to 5-1 overall and in the MVFC. NDSU, ranked second in the Stats Perform media poll and third by the FCS coaches, dropped to 6-2 overall and 5-2 in the MVFC.

Tied at 17 entering the fourth quarter, SDSU took the lead for good on a 24-yard field goal by Cole Frahm with 7 minutes and 55 seconds remaining. Frahm's second field goal of the game capped a 16-play, 70-yard drive that consumed more than nine minutes.

The Bison picked up one first down on their next drive, but were forced to punt for the fifth and final time. With SDSU taking over at its own 29, freshman quarterback Mark Gronowski rolled out before cutting down the right hash for a 55-yard gain to the NDSU 16. Three plays later, fellow freshman Isaiah Davis found paydirt from 5 yards out with 2:50 to play to seal the victory.

NDSU's last-ditch comeback bid ended with an interception by Michael Griffin II in the final minute for what was the only turnover in the game.

SDSU never trailed, opening the scoring on its second drive of the game as Gronowski connected with tight end Blake Kunz over the middle for a 25-yard touchdown. The two squads traded field goals for the only other scoring of the first half as SDSU took a 10-3 lead into intermission.

The defending national champion Bison rallied behind quarterback Cam Miller in the third quarter, who scored on runs of 13 and 2 yards to tie the game.

In between, Jackrabbit All-America running back Pierre Strong, Jr., gave SDSU a momentary 17-10 lead midway through the third quarter on a 53-yard touchdown run. Strong carried 11 times for 95 yards as the Jackrabbits held a 305-97 rushing advantage for the game.

Gronowski finished with a game-high 126 yards on 16 carries and completed 10-of-14 passes for 149 yards. Davis added 84 yards on 16 carries.

The Jackrabbit running back tandem also led the team in receiving, with Strong catching four balls for 50 yards and Davis adding 36 yards on three receptions.

For NDSU, Hunter Luepke gained 43 yards on 14 carries, with Miller tallying 38 yards on 15 attempts. Miller ended the afternoon 9-of-16 passing for 149 yards.

Adam Bock registered a career-high 13 tackles, including 2.5 tackles for loss. Preston Tetzlaff contributed seven stops.

James Kaczor made a team-high 10 tackles for North Dakota State.



South Dakota State reclaimed the Dakota Marker and clinched the Missouri Valley Football Conference's automatic playoff bid with a 27-17 road win at North Dakota State in the regular season finale April 17.

SCORE BY QUARTERS	1	2	3	4	FINAL
South Dakota State (5-1, 5-1)	7	3	7	10	27
North Dakota State (6-2, 5-2)	3	0	14	0	17

SCORING SUMMARY

1st	10:07	SDSU	–	Blake Kunz 25 yd pass from Mark Gronowski (Cole Frahm kick)
1st	6:18	NDSU	–	Jake Reinholz 40 yd field goal
2nd	00:03	SDSU	–	Frahm 31 yd field goal
3rd	11:24	NDSU	–	Cam Miller 13 yd run (Reinholz kick)
3rd	8:28	SDSU	–	Pierre Strong, Jr., 53 yd run (Frahm kick)
3rd	2:11	NDSU	–	Miller 2 yd run (Reinholz kick)
4th	7:55	SDSU	–	Frahm 24 yd field goal
4th	2:50	SDSU	–	Isaiah Davis 5 yd run (Frahm kick)

TEAM STATISTICS	SDSU	NDSU
FIRST DOWNS	23	14
RUSHES-YARDS (NET)	46-305	37-97
PASSING YDS (NET)	149	149
Passes Att-Comp-Int	14-10-0	17-9-1
TOTAL OFFENSE PLAYS-YARDS	60-454	54-246
Fumble Returns-Yards	0-0	0-0
Punt Returns-Yards	2-17	0-0
Kickoff Returns-Yards	2-27	2-47
Interception Returns-Yards	1-9	0-0
Punts (Number-Avg)	2-39.2	5-42.2
Fumbles-Lost	0-0	0-0
Penalties-Yards	8-68	1-9
Possession Time	33:00	27:00
Third-Down Conversions	5 of 11	5 of 13
Fourth-Down Conversions	1 of 1	1 of 2
Red-Zone Scores-Chances	3-3	2-2
Sacks By: Number-Yards	2-9	4-20

RUSHING LEADERS: SDSU - Mark Gronowski 16-126; Pierre Strong, Jr. 11-95; Isaiah Davis 16-84; Tucker Kraft 1-4. NDSU - Hunter Luepke 14-43; Cam Miller 15-38; Christian Watson 3-9; D. Gonnella 4-8. **PASSING LEADERS:** SDSU - Mark Gronowski 10-14-0 149. NDSU - Cam Miller 9-16-1 149; Zeb Noland 0-1-0 0. **RECEIVING LEADERS:** SDSU - Pierre Strong, Jr. 4-50; Isaiah Davis 3-36; Jadon Janke 2-38; Blake Kunz 1-25. NDSU - Christian Watson 2-74; Braylon Henderson 2-33; Dominic Gonnella 2-2. **INTERCEPTIONS:** SDSU - Michael Griffin II 1-9. NDSU - none. **SACKS:** SDSU - Caleb Sanders 1.0-7; Randy Kemogne 1.0-2. NDSU - Lane Tucker 1.5-7; Spencer Waage 1.0-4; Tony Pierce 0.5-4; Dawson Weber 0.5-3; Javier Derritt 0.5-2. **TACKLE LEADERS (UA-A-TOT):** SDSU - Adam Bock 8-5-13; Preston Tetzlaff 3-4-7; DyShawn Gales 3-1-4; Logan Backhaus 2-2-4. NDSU - James Kaczor 5-5-10; Jackson Hankey 2-6-8; Michael Tutsie 4-3-7.

#2/2 SDSU 31, HOLY CROSS 3

Football Championship Subdivision Playoffs — First Round

April 24, 2021 • Dana J. Dykhousye Stadium (Att.: 2,998)

Mark Gronowski threw a season-high three touchdown passes to the Janke brothers and the Jackrabbit defense recorded five sacks and held Holy Cross out of the end zone as top-seeded South Dakota State opened the Football Championship Subdivision playoffs with a 31-3 victory at Dana J. Dykhousye Stadium.

The Jackrabbits improved to 6-1 on the season, while Holy Cross had its season come to an end with a 3-1 mark.

The Missouri Valley Football Conference Offensive Player of the Year, Gronowski connected with Jaxon Janke on an 11-yard touchdown pass with 2 minutes, 31 seconds remaining in the first half to open the scoring. That capped a six-play, 63-yard drive that included a 33-yard run by Pierre Strong, Jr. that put the Jackrabbits deep into opposing territory.

After Cole Frahm kicked a 20-yard field early in the second quarter for a 10-0 lead, the Jackrabbits pushed their lead to 17 later in the stanza on a 13-yard touchdown pass from Gronowski to Jadon Janke.

Holy Cross answered on its next drive for its lone points of the game. After having a 49-yard field goal attempt on their opening drive, the Crusaders' Derek Ng knocked in a 47-yard field goal into the wind in the final 30 seconds of the first half.

Any hope of a Holy Cross comeback was dashed in the span of two plays. The Crusaders stopped SDSU on its first offensive drive of the second half, but fumbled the ensuing punt with the Jackrabbits' Chase Norblade recovering at the HC 45. On the very next play, Gronowski hit Jadon Janke deep over the middle for the touchdown and a 24-3 lead.

SDSU turned to the ground game for most of the remainder of the game, closing out the scoring with a 60-yard touchdown run by running back Isaiah Davis. A freshman, Davis posted a career-high 156 yards on 10 carries, while Strong ended the day with 13 carries for 76 yards. As a team, the Jackrabbits ran for 281 yards and finished with a 439-198 advantage in total offense.

Gronowski ended the afternoon 12-of-21 passing for 153 yards. Jadon Janke tallied three receptions for 69 yards and the two touchdowns, while twin brother, Jaxon, caught a team-high five passes for 37 yards and a score.

Holy Cross quarterback Matthew Sluka, also a Jerry Rice Award finalist for the top FCS freshman along with Gronowski, completed 10-of-21 passes for 76 yards, but was sacked four times. Peter Oliver paced the Crusaders on the ground with 52 yards on nine carries, while Spence Gilliam caught a game-high six passes for 55 yards.

Adam Bock led the Jackrabbit defense with nine tackles, followed by eight from fellow linebacker Preston Tetzlaff. Logan Backhaus tallied two of SDSU's five sacks.

Joe Lang and Jacob Dobbs of Holy Cross shared game-high honors in tackles with 13 apiece.



Logan Backhaus recorded a pair of sacks among his four tackles in helping spearhead a Jackrabbit defense that did not allow a touchdown to Holy Cross.

SCORE BY QUARTERS	1	2	3	4	FINAL
Holy Cross (3-1)	0	3	0	0	3
South Dakota State (6-1)	7	10	7	7	31

SCORING SUMMARY

1st	2:31	SDSU	—	Jaxon Janke 11 yd pass from Mark Gronowski (Cole Frahm kick)
2nd	11:04	SDSU	—	Cole Frahm 20 yd field goal
2nd	3:59	SDSU	—	Jadon Janke 13 yd pass from Gronowski (Frahm kick)
2nd	00:29	HC	—	Derek Ng 47 yd field goal
3rd	10:39	SDSU	—	Jadon Janke 45 yd pass from Gronowski (Frahm kick)
4th	11:11	SDSU	—	Isaiah Davis 60 yd run (Frahm kick)

TEAM STATISTICS

	HC	SDSU
FIRST DOWNS	14	19
RUSHES-YARDS (NET)	33-112	34-281
PASSING YDS (NET)	86	158
Passes Att-Comp-Int	26-13-0	24-14-0
TOTAL OFFENSE PLAYS-YARDS	59-198	58-439
Fumble Returns-Yards	0-0	0-0
Punt Returns-Yards	1(-1)	2-12
Kickoff Returns-Yards	3-56	1-4
Interception Returns-Yards	0-0	0-0
Punts (Number-Avg)	7-45.6	5-40.4
Fumbles-Lost	1-1	0-0
Penalties-Yards	4-25	4-30
Possession Time	29:14	30:46
Third-Down Conversions	6 of 16	5 of 11
Fourth-Down Conversions	1 of 1	0 of 0
Red-Zone Scores-Chances	0-0	3-3
Sacks By: Number-Yards	0-0	5-17

RUSHING LEADERS: HC - Peter Oliver 9-52; Mack Kortebein 7-33; Matthew Sluka 13-22. SDSU - Isaiah Davis 10-156; Pierre Strong, Jr. 13-76; Jordan Meachum 6-26. **PASSING LEADERS:** HC - Matthew Sluka 10-21-0 76; Marco Sideman 3-4-0 10; Jalen Coker 0-1-0 0. SDSU - Mark Gronowski 12-21-0 153; Keaton Heide 2-2-0 5. **RECEIVING LEADERS:** HC - Spence Gilliam 6-55; Jack Jewell 2-19; Mack Kortebein 2-9. SDSU - Jaxon Janke 5-37; Jadon Janke 3-69; Tucker Kraft 2-24; Pierre Strong, Jr. 2-23. **INTERCEPTIONS:** HC - none. SDSU - none. **SACKS:** HC - none. SDSU - Logan Backhaus 2.0-10; Caleb Sanders 1.0-4; Xavier Ward 1.0-2; Jarod DePriest 1.0-1. **TACKLE LEADERS (UA-A-TOT):** HC - Joe Lang 7-6-13; Jacob Dobbs 4-9-13; John Smith 5-4-9. SDSU - Adam Bock 3-6-9; Preston Tetzlaff 2-6-8; Isaiah Stalbird 2-3-5.

2020-21 GAME RECAPS

#2/2 SDSU 31, #14/14 SOUTHERN ILLINOIS 26

Football Championship Subdivision Playoffs — Quarterfinal
May 2, 2021 • Dana J. Dykhousse Stadium (Att.: 3,547)

Top-seeded South Dakota State turned the tide with a goal-line stand and ensuing 67-yard touchdown run early in the fourth quarter by quarterback Mark Gronowski to turn back Southern Illinois, 31-26, in a Football Championship Subdivision playoff quarterfinal at Dana J. Dykhousse Stadium.

The Jackrabbits, who defeated SIU for the second time this season, improved to 7-1 overall. SIU had its season come to an end at 6-4.

SDSU overcame a 20-7 first-half deficit after the Salukis scored on four of their five first-half possessions. The Jackrabbits opened the scoring on the first drive of the game, capping a five-play, 60-yard drive on a 23-yard touchdown pass from Gronowski to Jadon Janke.

SIU offensive lineman ZeVeyon Furcon plunged in from a yard out on the Salukis' first drive to finish off an 11-play, 75-yard drive, and Avante Cox gave the Salukis a 14-7 advantage on an 11-yard touchdown run early in the second quarter.

Nico Gualdoni added field goals of 19 and 33 yards later in the second quarter for SIU, the latter of the two coming with 22 seconds remaining in the first half.

The Jackrabbits gained a measure of momentum heading into the locker room as Isaiah Davis broke off a 50-yard kickoff return to the SIU 48 and Gronowski connected with Pierre Strong, Jr. on a 31-yard catch and run to set up a 34-yard field goal by Cole Frahm as time expired.

SDSU's Joshua Manchigiah picked off a pass in the end zone on SIU's opening drive of the second half and the Jackrabbits pulled to within 20-17 four plays later as Gronowski and Jadon Janke again hooked up for a 26-yard touchdown.

SIU had first-and-goal at the Jackrabbit 1-yard line late in the third quarter and came away with nothing. After an incomplete pass between two rushes that netted no yards, Furcon was stuffed just short of the goal on fourth down on the first play of the fourth quarter to keep the score at 20-17.

The Jackrabbits converted on third-and-8 from their own 3-yard line on a 24-yard pass from Gronowski to Jaxon Janke, then three plays later Gronowski stepped through a tackle at the line of scrimmage and sprinted 67 yards to the end zone.

After SIU lost a fumble on a bad pitch on its next drive, SDSU again quickly capitalized to build a 31-20 lead. A Gronowski-to-Blake Kunz pass went for 30 yards to the SIU 13 and Isaiah Davis carried in from 4 yards out three plays later for the score.

The Salukis quickly responded with a 31-yard touchdown pass from Stone Labanowitz to Landon Lenoir with 5:37 to play, but the two-point attempt failed.

SIU got the ball back with 2:19 remaining at its own 22 and converted on a pair of third-down plays to move into Jackrabbit territory. However, Jackrabbit safety Michael Griffin II came up with SDSU's third takeaway of the game with 13 seconds remaining, picking off a pass at the 9-yard line.

Total offense was nearly even as SIU gained 443 yards, compared to 414 by the Jackrabbits. However, the Salukis held an 11-minute advantage in time of possession, 35:43 to 24:17.

Gronowski accounted for 325 yards of total offense, completing 9-of-16 passes for 183 yards and rushing 13 times for a game-high 142 yards.

For SIU, Labanowitz ended the night 24-of-36 passing for 247 yards and shared team-high honors with Justin Strong with 38 rushing yards. Lenoir hauled in six passes for 129 yards.



Jadon Janke recorded his second consecutive two-touchdown game of the playoffs in the Jackrabbits' 31-26 victory over Southern Illinois in the May 2 quarterfinals.

Logan Backhaus led the SDSU defense with 14 tackles, while fellow linebacker Adam Bock tallied 13 stops.

Jordan Berner and Qua Brown each registered seven tackles for SIU.

SCORE BY QUARTERS	1	2	3	4	FINAL
Southern Illinois (6-4)	7	13	0	6	26
South Dakota State (7-1)	7	3	7	14	31

SCORING SUMMARY

1st	12:18	SDSU	—	Jadon Janke 23 yd pass from Mark Gronowski (Cole Frahm kick)
1st	7:25	SIU	—	ZeVeyon Furcon 1 yd run (Nico Gualdoni kick)
2nd	12:17	SIU	—	Avante Cox 11 yd run (Gualdoni kick)
2nd	6:57	SIU	—	Gualdoni 19 yd field goal
2nd	00:22	SIU	—	Gualdoni 33 yd field goal
2nd	00:00	SDSU	—	Frahm 34 yd field goal
3rd	8:06	SDSU	—	Jadon Janke 26 yd pass from Gronowski (Frahm kick)
4th	11:41	SDSU	—	Gronowski 67 yd run (Frahm kick)
4th	7:11	SDSU	—	Isaiah Davis 4 yd run (Frahm kick)
4th	5:37	SIU	—	Landon Lenoir 31 yd pass from Stone Labanowitz (pass failed)

TEAM STATISTICS	SIU	SDSU
FIRST DOWNS	27	16
RUSHES-YARDS (NET)	42-127	33-231
PASSING YDS (NET)	316	183
Passes Att-Comp-Int	38-27-2	16-9-0
TOTAL OFFENSE PLAYS-YARDS	80-443	49-414
Fumble Returns-Yards	0-0	0-0
Punt Returns-Yards	1-16	0-0
Kickoff Returns-Yards	0-0	4-112
Interception Returns-Yards	0-0	2-4
Punts (Number-Avg)	1-37.0	3-31.7
Fumbles-Lost	1-1	0-0
Penalties-Yards	3-20	6-51
Possession Time	35:43	24:17
Third-Down Conversions	9 of 17	5 of 11
Fourth-Down Conversions	1 of 3	1 of 2
Red-Zone Scores-Chances	4-5	2-2
Sacks By: Number-Yards	1-13	1-3

RUSHING LEADERS: SIU - Justin Strong 15-38; Stone Labanowitz 7-38; Jaxon Williams Jr. 10-25. SDSU - Mark Gronowski 13-142; Pierre Strong, Jr. 9-48; Isaiah Davis 10-42. **PASSING LEADERS:** SIU - Stone Labanowitz 25-36-2 247; Jaxon Williams Jr. 2-2-0 69. SDSU - Mark Gronowski 9-16-0 183. **RECEIVING LEADERS:** SIU - Landon Lenoir 6-129; Jerron Rollins 5-60; Avante Cox 5-58; Justin Strong 5-17. SDSU - Jadon Janke 2-49; Pierre Strong, Jr. 2-43; Tucker Kraft 2-33. **INTERCEPTIONS:** SIU - none. SDSU - Michael Griffin II 1-4; Joshua Manchigiah 1-0. **SACKS:** SIU - Jordan Berner 0.5-7; Bryce Notree 0.5-6. SDSU - Caleb Sanders 1.0-3. **TACKLE LEADERS (UA-A-TOT):** SIU - Jordan Berner 6-1-7; Qua Brown 5-2-7; Bryson Strong 2-4-6. SDSU - Logan Backhaus 12-2-14; Adam Bock 7-6-13; Michael Griffin II 4-5-9; Don Gardner 3-3-6.

#2/2 SDSU 33, #5/5 DELAWARE 3

Football Championship Subdivision Playoffs — Semifinal
May 8, 2021 • Dana J. Dykhouse Stadium (Att.: 4,527)

The third time was definitely the charm.

After a pair of losses in its first two national semifinal appearances in 2017 and 2018, the South Dakota State University football team earned the right to play for a Football Championship Subdivision national title for the first time following an emphatic 33-3 victory over Delaware at Dana J. Dykhouse Stadium.

The top-seeded Jackrabbits, who improved to 8-1 overall and ran their winning streak to seven games, matched a program playoff record with seven sacks and put together a big second quarter offensively to move on to Frisco, Texas, for a title tilt against second-seeded Sam Houston State.

Delaware put the first – and its only – points on the board with a methodical drive late in the first quarter. The Blue Hens converted three times on third down before settling for a 29-yard field goal by Ryan Coe that capped a 15-play, 54-yard drive that chewed up more than half the opening stanza.

SDSU responded with a 41-yard return on the ensuing kickoff by Jordan Meachum and the Jackrabbits grabbed the lead moments later on a 30-yard touchdown pass from Mark Gronowski to Jaxon Janke.

From there, the Jackrabbits unleashed a relentless defense and a quick-strike offense in the second half that quickly put the game out of reach. SDSU dug deep into the playbook on its first drive of the second half, scoring a touchdown on a throw-back halfback pass from Pierre Strong, Jr. to Gronowski that covered 24 yards.

After notching a pair of sacks on the next Delaware possession, SDSU built its lead to 20-3 with a short touchdown drive set up by a 55-yard punt return to the Delaware 27 by Jaxon Janke. Strong plunged in from 3 yards out for the score, but the extra point was missed.

SDSU added to its lead in the closing minutes of the half after blocking a 53-yard field goal attempt. Gronowski and Janke hooked up for 13 yards on third down to move the ball across midfield, with Gronowski later finding Blake Kunz in the right corner of the end zone for a 14-yard touchdown with 21 seconds remaining in the half.

Cole Frahm kicked field goals of 41 and 22 yards in the second half for the lone points in the final 30 minutes as the Jackrabbit defense came up big time after time. SDSU finished with 12 tackles for loss in the game, with defensive end Reece Winkelman notching 2.5 sacks among his 3.5 TFLs. Caleb Sanders added a pair of sacks.

Linebackers Preston Tetzlaff and Logan Backhaus shared game-high honors in overall tackles with 12 each.

The Jackrabbits held a 354-216 advantage in total offense, despite with SDSU rushing for 168 yards and throwing for 186. Strong led the ground game with 73 yards on 14 carries, with Isaiah Davis adding 70 yard on nine attempts. Gronowski completed 10-of-16 passes for 162 yards, with Janke totaling 64 yards on three catches.

Delaware quarterback Nolan Henderson, who returned after being shaken up on the Blue Hens' first-quarter scoring drive, was an efficient 18-of-21 passing for 142 yards. Gene Coleman II led the receiving corps with six catches for 43 yards.

The Blue Hens were limited to 68 net yards rushing, with Khory Spruill leading the team with only 16 yards on six carries. The SDSU defense held CAA Offensive Player of the Year Dejour Lee to a mere nine yards on 11 carries.



Reece Winkelman tied an SDSU single-game playoff record with 2.5 sacks and the Jackrabbits tied a team playoff record by sacking the quarterback seven times in a 33-3 semifinal victory over Delaware.

SCORE BY QUARTERS	1	2	3	4	FINAL
Delaware (7-1)	3	0	0	0	3
South Dakota State (8-1)	7	20	3	3	33

SCORING SUMMARY

1st	3:44	UDEL	– Ryan Coe 29 yd field goal
1st	00:13	SDSU	– Jaxon Janke 30 yd pass from Mark Gronowski (Cole Frahm kick)
2nd	12:18	SDSU	– Gronowski 24 yd pass from Pierre Strong, Jr. (Frahm kick)
2nd	8:22	SDSU	– Strong 3 yd run (kick failed)
2nd	00:21	SDSU	– Blake Kunz 14 yd pass from Gronowski (Frahm kick)
3rd	8:23	SDSU	– Frahm 41 yd field goal
4th	7:22	SDSU	– Frahm 22 yd field goal

TEAM STATISTICS	UDEL	SDSU
FIRST DOWNS	16	17
RUSHES-YARDS (NET)	45-68	32-168
PASSING YDS (NET)	148	186
Passes Att-Comp-Int	23-19-0	17-11-0
TOTAL OFFENSE PLAYS-YARDS	68-216	49-354
Fumble Returns-Yards	0-0	0-0
Punt Returns-Yards	0-0	1-55
Kickoff Returns-Yards	4-89	1-41
Interception Returns-Yards	0-0	0-0
Punts (Number-Avg)	4-42.0	3-47.7
Fumbles-Lost	1-0	0-0
Penalties-Yards	2-22	0-0
Possession Time	37:05	22:55
Third-Down Conversions	6 of 16	3 of 9
Fourth-Down Conversions	1 of 3	1 of 1
Red-Zone Scores-Chances	1-2	3-3
Sacks By: Number-Yards	0-0	7-51

RUSHING LEADERS: UDEL - Khory Spruill 6-16; Nolan Henderson 20-14; Gene Coleman II 1-12; Dejour Lee 11-9. SDSU - Pierre Strong, Jr. 14-73; Isaiah Davis 9-70; Mark Gronowski 7-27.

PASSING LEADERS: UDEL - Nolan Henderson 18-21-0 142; Zach Gwynn 1-1-0 6; Gene Coleman II

0-1-0 0. SDSU - Mark Gronowski 10-16-0 162; Pierre Strong, Jr. 1-1-0 24. **RECEIVING LEADERS:**

UDEL - Gene Coleman II 6-43; Dejour Lee 3-29; Khory Spruill 2-27; Thyrick Pitts 2-20; Bryce De

Maille 2-11. SDSU - Jaxon Janke 3-64; Blake Kunz 2-25; Pierre Strong, Jr. 2-13. **INTERCEPTIONS:**

UDEL - none. SDSU - none. **SACKS:** UDEL - none. SDSU - Reece Winkelman 2.5-20; Caleb

Sanders 2.0-12; Adam Bock 1.0-8; Jarod DePriest 1.0-7; Quinton Hicks 0.5-4. **TACKLE LEADERS**

(UA-A-TOT): UDEL - Noah Plack 4-2-6; Liam Trainer 3-1-4; Anthony Toro 2-2-4. SDSU - Preston

Tetzlaff 8-4-12; Logan Backhaus 7-5-12; Reece Winkelman 6-2-8; Adam Bock 4-2-6; Quinton Hicks

2-2-4.

2020-21 GAME RECAPS

#4/4 SAM HOUSTON 23, #2/2 SDSU 21

Football Championship Subdivision Playoffs — National Title Game
May 16, 2021 • Frisco, Texas (Att.: 7,840)

FRISCO, Texas – South Dakota State's first-ever appearance in a national championship football game came up one play and 16 seconds short as Sam Houston put together a game-winning drive in the closing minutes to defeat the Jackrabbits, 23-21, at a rain-soaked Toyota Stadium.

In winning its first Football Championship Subdivision title, second-seeded Sam Houston completed an undefeated season with a 10-0 mark. The top-seeded Jackrabbits ended the spring campaign with an 8-2 record.

SDSU overcame an injury to starting quarterback Mark Gronowski on the first offensive series and the weather to battle back from a 17-7 deficit to regain the lead in the fourth quarter. The Jackrabbits rode the legs of freshman running back Isaiah Davis, who scored on a 28-yard run two minutes into the final stanza, then gave SDSU its first lead since 7-0 with an 85-yard burst with 5 minutes and 41 seconds remaining.

Sam Houston followed with the game-winning drive, a methodical 16-play, 65-yard march. The Bearkats converted twice on short-yardage fourth-down plays – the second of which was a 5-yard pass to Jequez Ezzard on fourth-and-3 that set up Sam Houston with first and goal at the Jackrabbit 10. After two incompletions, quarterback Eric Schmid found Ife Adeyi in the middle of the end zone for a 10-yard touchdown with 16 ticks left on the clock.

The extra point was missed, giving SDSU an opportunity to win the game with a field goal. The Jackrabbits moved the ball to the Sam Houston 47 after a 27-yard kickoff return by Jordan Meachum and 9-yard pass from backup quarterback Keaton Heide to Zach Heins, but SDSU's last-ditch effort in the final seconds with a series of laterals came up short.

Early on, the weather was the story. The game began in heavy rain, which hindered both squads' offensive and special teams efforts. The Jackrabbits recovered a botched snap on Sam Houston's first offensive possession at the Bearkats' 41 and SDSU quickly turned that miscue into seven points as Davis scored from a yard out after a 20-yard run for the first of his three touchdowns on the day.

Davis rushed for a career-high 178 yards on 14 carries.

After a bobbled snap when lining up for a punt on its next possession at its own 17, Sam Houston dodged a bullet when the Jackrabbits botched a snap and hold of their own on what would have been a 34-yard field goal.

Sam Houston began to gain control in the second quarter, tying the game when Ezzard caught a pass from Schmid along the left sideline and weaved his way through the Jackrabbit defense in the middle of the field for a 35-yard touchdown.

The game was delayed for nearly 75 minutes due to lightning in the area, and when play resumed the Bearkat duo of Schmid and Ezzard hooked up again for a 15-yard touchdown. Ezzard hauled in 10 catches on the day for 108 yards, while Adeyi tallied five catches for 73 yards.

Seth Morgan provided the only points of the third quarter for either team with a 45-yard field goal for Sam Houston.

SDSU finished with a 362-353 advantage in total offense. Heide completed 11-of-22 passes for 107 yards and an interception. Gronowski attempted only two passes before his injury, completing one for 16 yards. Zach Heins caught three passes for 44 yards, with Janke adding three receptions for 35 yards.

Schmid completed 20-of-37 passes for 209 yards, while Ramon Jefferson paced the running game for Sam Houston with 16 carries for 96 yards.



Isaiah Davis rushed for a career-high 178 yards on only 14 carries and scored all three Jackrabbit touchdowns in the FCS national title game May 16 in Frisco, Texas.

Adam Bock registered eight tackles to lead the Jackrabbits, followed by six each by Michael Griffin II and Preston Tetzlaff.

Braiden Clopton tallied a game-high 10 tackles for Sam Houston.

SCORE BY QUARTERS	1	2	3	4	FINAL
Sam Houston (10-0)	0	14	3	6	23
South Dakota State (8-2)	7	0	0	14	21

SCORING SUMMARY

1st	7:33	SDSU – Isaiah Davis 1 yd run (Cole Frahm kick)
2nd	11:16	SH – Jequez Ezzard 35 yd pass from Eric Schmid (Seth Morgan kick)
2nd	1:21	SH – Ezzard 15 yd pass from Schmid (Morgan kick)
3rd	00:37	SH – Morgan 45 yd field goal
4th	13:12	SDSU – Davis 28 yd run (Frahm kick)
4th	5:41	SDSU – Davis 85 yd run (Frahm kick)
4th	00:16	SH – Ife Adeyi 10 yd pass from Schmid (kick failed)

TEAM STATISTICS	SH	SDSU
FIRST DOWNS	19	17
RUSHES-YARDS (NET)	36-144	35-239
PASSING YDS (NET)	209	123
Passes Att-Comp-Int	37-20-0	24-12-1
TOTAL OFFENSE PLAYS-YARDS	73-353	59-362
Fumble Returns-Yards	0-0	0-0
Punt Returns-Yards	1-13	0-0
Kickoff Returns-Yards	1-16	5-141
Interception Returns-Yards	1-3	0-0
Punts (Number-Avg)	5-40.0	4-45.8
Fumbles-Lost	3-1	2-0
Penalties-Yards	8-65	9-65
Possession Time	31:09	28:51
Third-Down Conversions	8 of 17	3 of 10
Fourth-Down Conversions	2 of 3	0 of 2
Red-Zone Scores-Chances	2-2	1-2
Sacks By: Number-Yards	0-0	2-6

RUSHING LEADERS: SH - Ramon Jefferson 16-96; Eric Schmid 13-54. SDSU - Isaiah Davis 14-178; Pierre Strong, Jr. 15-57; Mark Gronowski 2-10; Keaton Heide 2-1. **PASSING LEADERS:** SH - Eric Schmid 20-37-0 209. SDSU - Keaton Heide 11-22-1 107; Mark Gronowski 1-2-0 16. **RECEIVING LEADERS:** SH - Jequez Ezzard 10-108; Ife Adeyi 5-73; Chandler Harvin 2-16. SDSU - Zach Heins 3-44; Jaxon Janke 3-35; Jadon Janke 2-13; Pierre Strong, Jr. 2-11. **INTERCEPTIONS:** SH - Quentin Brown 1-3. SDSU - none. **SACKS:** SH - none. SDSU - Thomas Stacker 1.0-4; Quinton Hicks 0.5-1; Reece Winkelman 0.5-1. **TACKLE LEADERS (UA-A-TOT):** SH - Braiden Clopton 7-3-10; Trevor Williams 5-4-9; Quinton Brown 4-2-6; Isaiah Downes 2-4-6. SDSU - Adam Bock 4-4-8; Michael Griffin II 5-1-6; Preston Tetzlaff 4-2-6; Don Gardner 4-1-5; DyShawn Gales 4-1-5.

2020-21 FINAL POLLS

STATS PERFORM FCS MEDIA POLL

1.	Sam Houston [40]	10-0	1,000
2.	South Dakota State	8-2	958
3.	James Madison	7-1	918
4.	Delaware	7-1	859
5.	North Dakota State	7-3	827
6.	North Dakota	5-2	783
7.	Jacksonville State	10-3	732
8.	Southern Illinois	6-4	706
9.	Weber State	5-1	705
10.	Eastern Washington	5-2	630
11.	Monmouth	3-1	606
12.	Virginia Military Institute	6-2	572
13.	Missouri State	5-5	503
14.	UC Davis	3-2	405
15.	Richmond	3-1	402
16.	Villanova	2-2	356
17.	Kennesaw State	4-1	345
18.	Murray State	5-2	247
	Rhode Island	2-1	247
20.	Southeastern Louisiana	4-3	223
21.	East Tennessee State	4-2	155
22.	Sacred Heart	3-2	154
23.	Austin Peay	4-5	153
24.	Alabama A&M	5-0	152
25.	Nicholls	4-3	110

Others receiving votes: **Holy Cross 64**; **Northern Iowa 59**; Davidson 31; Arkansas-Pine Bluff 30; Southern 19; Samford 16; Maine 12; Duquesne 8; Incarnate Word 3.

Notes: First-place votes in brackets; 2020-21 opponents listed in **bold**.

AFCA FCS COACHES' POLL

1.	Sam Houston [21]	10-0	525
2.	South Dakota State	8-2	504
3.	James Madison	7-1	459
4.	Delaware	7-1	448
5.	North Dakota State	7-3	437
6.	North Dakota	5-2	407
7.	Jacksonville State	10-3	385
8.	Weber State	5-1	373
9.	Southern Illinois	6-4	365
10.	Monmouth	3-1	331
11.	Eastern Washington	5-2	324
12.	Virginia Military Institute	6-2	312
13.	Missouri State	5-5	225
14.	Richmond	3-1	219
15.	Kennesaw State	4-1	195
16.	UC Davis	3-2	188
17.	Murray State	5-2	159
18.	Villanova	2-2	149
19.	Alabama A&M	5-0	121
20.	Southern	5-1	115
21.	Southeastern Louisiana	4-3	105
22.	Sacred Heart	3-2	91
23.	Nicholls	4-3	84
24.	East Tennessee State	4-2	75
25.	Holy Cross	3-1	49

Others receiving votes: Arkansas-Pine Bluff 47; Davidson 36; **Northern Iowa 25**; Austin Peay 19; Duquesne 13; Charleston Southern 10; Samford 8; Incarnate Word 7; Southeast Missouri State 6; Northern Arizona 5; Tarleton State 3; Mercer 1

Notes: First-place votes in brackets; 2020-21 opponents listed in **bold**.

2020-21 FCS PLAYOFFS RESULTS

FIRST ROUND — APRIL 24

- No. 1 South Dakota State 31, Holy Cross 3
- Southern Illinois 34, Weber State 31
- No. 2 Sam Houston 21, Monmouth 15
- North Dakota State 42, Eastern Washington 20
- No. 3 James Madison 31, Virginia Military Institute 24
- North Dakota 44, Missouri State 10
- No. 4 Jacksonville State 49, Davidson 14
- Delaware 19, Sacred Heart 10

QUARTERFINALS — MAY 2

- No. 1 South Dakota State 31, Southern Illinois 26
- No. 2 Sam Houston 24, North Dakota State 20
- No. 3 James Madison 34, North Dakota 21
- Delaware 20, No. 4 Jacksonville State 14


SEMIFINALS — MAY 8

- No. 1 South Dakota State 33, Delaware 3
- No. 2 Sam Houston 38, No. 3 James Madison 35

CHAMPIONSHIP — MAY 16 (FRISCO, TEXAS)

- No. 2 Sam Houston 23, No. 1 South Dakota State 21


2020-21 AWARDS



Mark Gronowski
*Jim Langer Award —
Team Most Valuable Player*



Isaiah Davis
*Adam Timmerman Award —
Offensive MVP*



Logan Backhaus
*Doug Miller Award —
Defensive MVP*




Payton Shafer
*Adam Vinatieri Award —
Special Teams MVP*



Preston Tetzlaff
*Josh Ranek Effort Award
Ryan Berry Scholar-Athlete
Award*



Landon Wolf
*Winston Wright
Servant/Humility Award*



Rudy Voss
*Scout Offense
Player of the Year*



Caleb Franci
*Scout Defense
Player of the Year*



A.J. Coons
*Scout Special Teams
Player of the Year*

MISSOURI VALLEY FOOTBALL CONFERENCE AWARDS

MISSOURI VALLEY FOOTBALL CONFERENCE OFFENSIVE PLAYER OF THE YEAR

Mark Gronowski

ALL-MVFC FIRST TEAM

Logan Backhaus
Don Gardner
Garret Greenfield
Mark Gronowski
Zach Heins
Caleb Sanders
Pierre Strong, Jr.

ALL-MVFC SECOND TEAM

Jaxon Janke
Mason McCormick

ALL-MVFC HONORABLE MENTION

Isaiah Davis
Cole Frahm
Wes Genant

MVFC NEWCOMER OF THE YEAR/FRESHMAN OF THE YEAR

Mark Gronowski

MVFC ALL-NEWCOMER TEAM

Adam Bock
Isaiah Davis
Mark Gronowski

MVFC OFFENSIVE PLAYER OF THE WEEK

Pierre Strong, Jr. (Feb. 19)
Mark Gronowski (Mar. 6)

MVFC OFFENSIVE LINEMAN OF THE WEEK

Garret Greenfield (Mar. 6, Mar. 20)

MVFC DEFENSIVE PLAYER OF THE WEEK

Adam Bock (Apr. 17)

MVFC SPECIAL TEAMS PLAYER OF THE WEEK

Cole Frahm (Mar. 13, Apr. 17)

MVFC NEWCOMER OF THE WEEK

Mark Gronowski (Feb. 19, Apr. 17)
Isaiah Davis (Mar. 20)

NATIONAL AWARDS

STATS PERFORM WALTER PAYTON AWARD FINALIST

Pierre Strong, Jr.

STATS PERFORM JERRY RICE AWARD FINALIST/RUNNER-UP

Mark Gronowski

AMERICAN FOOTBALL COACHES ASSOCIATION

ALL-AMERICA FIRST TEAM

Garret Greenfield
Pierre Strong, Jr.

ASSOCIATED PRESS FCS ALL-AMERICA FIRST TEAM

Garret Greenfield

ASSOCIATED PRESS FCS ALL-AMERICA SECOND TEAM

Don Gardner

ATHLON SPORTS FCS ALL-AMERICA TEAM

Logan Backhaus
Garret Greenfield

STATS PERFORM FCS ALL-AMERICA FIRST TEAM

Garret Greenfield

STATS PERFORM FCS ALL-AMERICA SECOND TEAM

Logan Backhaus
Don Gardner
Pierre Strong, Jr.

HERO SPORTS FCS ALL-AMERICA TEAM

Logan Backhaus
Mason McCormick
Pierre Strong, Jr.

HERO SPORTS FCS SOPHOMORE ALL-AMERICA TEAM

Garret Greenfield
Jaxon Janke
Mason McCormick

HERO SPORTS FCS FRESHMAN ALL-AMERICA TEAM

Adam Bock
Isaiah Davis
Mark Gronowski

PHIL STEELE FCS ALL-AMERICA FIRST TEAM

Garret Greenfield
Pierre Strong, Jr.

PHIL STEELE FCS ALL-AMERICA THIRD TEAM

Logan Backhaus
Don Gardner

PHIL STEELE FCS FRESHMAN OF THE YEAR

Mark Gronowski

PHIL STEELE CO-SPRING FCS PLAYOFF MVP

Isaiah Davis

STATS PERFORM FCS NATIONAL FRESHMAN

PLAYER OF THE WEEK

Mark Gronowski (Feb. 19)

ACADEMIC AWARDS

CoSIDA ACADEMIC ALL-AMERICA FIRST TEAM

Wes Genant

CoSIDA ACADEMIC ALL-AMERICA THIRD TEAM

Logan Backhaus

CoSIDA ACADEMIC ALL-DISTRICT

Logan Backhaus

DyShawn Gales

Wes Genant

Preston Tetzlaff

Reece Winkelman

FCS ATHLETIC DIRECTORS ASSOCIATION ACADEMIC

ALL-STAR TEAM

Wes Genant

Preston Tetzlaff

HAMPSHIRE HONOR SOCIETY

Preston Tetzlaff

NCAA ELITE 90 AWARD

Preston Tetzlaff

MISSOURI VALLEY FOOTBALL CONFERENCE

ALL-ACADEMIC FIRST TEAM

Logan Backhaus

Wes Genant

Preston Tetzlaff

MVFC ALL-ACADEMIC SECOND TEAM

Aron Johnson

MVFC ALL-ACADEMIC HONORABLE MENTION

Cole Frahm

Jason Janke

Mason McCormick

Reece Winkelman

TEAM PLAYERS OF THE WEEK

FEB. 19 AT NORTHERN IOWA

Offense: Mark Gronowski, Aron Johnson

Defense: Caleb Sanders

Special Teams: Isaiah Stalbird

Scout Offense: A.J. Coons, Rudy Voss

Scout Defense: Daeton Mcgaughy

Scout Special Teams: Dalys Beanum

Effort: Caleb Sanders

FEB. 27 AT NORTH DAKOTA

Offense: Jaxon Janke, Mason McCormick

Defense: Logan Backhaus

Special Teams: N/A

Scout Offense: Landon Wolf

Scout Defense: Caleb Frandl

Scout Special Teams: Aaron Kusler

Effort: N/A

MAR. 6 vs. WESTERN ILLINOIS

Offense: Mark Gronowski, Garret Greenfield

Defense: Adam Bock

Special Teams: Isaiah Davis

Scout Offense: Alex Westendorf

Scout Defense: Max VanMeter

Scout Special Teams: Davion Sterner

Effort: Canyon Bauer

MAR. 13 vs. YOUNGSTOWN STATE

Offense: Pierre Strong, Jr.; Zach Heins

Defense: Quinton Hicks

Special Teams: Cole Frahm

Scout Offense: Avian Thomas

Scout Defense: Isaac Appleget

Scout Special Teams: Shane Dailey Jr.

Effort: Thomas Motzko

MAR. 20 AT SOUTHERN ILLINOIS

Offense: Isaiah Davis, Garret Greenfield

Defense: Joshua Manchigiah, Don Gardner

Special Teams: Graham Spalding

Scout Offense: Rudy Voss

Scout Defense: Aaron Kusler

Scout Special Teams: Isaac Appleget

Effort: Graham Spalding

APR. 17 AT NORTH DAKOTA STATE

Offense: Pierre Strong, Jr.; Entire O-Line/Tight Ends

Defense: Adam Bock

Special Teams: Cole Frahm

Scout Offense: Gus Miller

Scout Defense: Brandon Lane Jr.

Scout Special Teams: Aaron Kusler

Effort: Zach Heins

APR. 24 vs. HOLY CROSS (FCS PLAYOFFS)

Offense: Isaiah Davis, Tucker Kraft

Defense: Entire Defense

Special Teams: Ben Dinkel

Scout Offense: Abe Hoskins III

Scout Defense: Daeton Mcgaughy

Scout Special Teams: Randy Keumogne

Effort: Reece Winkelman

MAY 2 vs. SOUTHERN ILLINOIS (FCS PLAYOFFS)

Offense: Mark Gronowski, Aron Johnson

Defense: Don Gardner

Special Teams: Isaiah Davis

Scout Offense: Kinser Madison

Scout Defense: Caleb Frandl

Scout Special Teams: Landon Wolf

Effort: Wes Genant

MAY 8 vs. DELAWARE (FCS PLAYOFFS)

Offense: Pierre Strong, Jr.; Wes Genant

Defense: Preston Tetzlaff, Reece Winkelman

Special Teams: Jaxon Janke, Jordan Meachum

Scout Offense: Rudy Voss, Landon Wolf

Scout Defense: Max VanMeter

Scout Special Teams: A.J. Coons

Effort: Jaxon Janke

ALL-MVFC

South Dakota State quarterback Mark Gronowski claimed three of the Missouri Valley Football Conference's top awards, leading a 12-member Jackrabbit contingent on the all-conference team announced at the conclusion of the regular season.

A native of Naperville, Illinois, Gronowski was selected as MVFC Offensive Player of the Year, Newcomer of the Year and Freshman of the Year by a panel made up of the league's coaches, sports information directors and media members.

In helping lead the Jackrabbits to a share of the MVFC title and the league's automatic bid to the Football Championship Subdivision playoffs, Gronowski racked up an average of 239 yards of total offense per game in six starts. He completed 76-of-133 passes (57.1 percent) for 1,051 yards and eight touchdowns, while ranking second on the squad with 383 rushing yards and a team-best six touchdowns on the ground. He topped the 100-yard mark for rushing three times.

Gronowski is the second Jackrabbit to be honored as the MVFC Offensive Player of the Year, joining fellow quarterback Taryn Christion in 2016. He is the fifth SDSU player to be honored as Freshman of the Year, following Austin Sumner (2011), Jake Wieneke (2014), Christian Rozeboom (2016) and Pierre Strong, Jr. (2018), and is the first Jackrabbit tabbed as Newcomer of the Year.

Strong, a junior running back from Little Rock, Arkansas, repeated on the all-MVFC First Team after rushing for 453 yards in five games. He ran for two touchdowns and averaged 5.7 yards per carry, while also adding 12 receptions for 88 yards and a touchdown.

Also earning first-team recognition from the Jackrabbit offense was sophomore tight end Zach Heins. The Sioux Falls native caught eight passes for 151 yards during the regular season.

The SDSU offensive line, which paved the way for the Jackrabbits to average

29.3 points and 233 yards per game on the ground, was well-represented on the all-MVFC squad. Sophomore right tackle Garret Greenfield earned first-team honors, while left guard Mason McCormick was named to the second team and senior center Wes Genant received honorable mention accolades.

Greenfield, a native of Rock Valley, Iowa, was a two-time MVFC Offensive Lineman of the Week selection during the season.

First-team honors on defense were awarded to defensive tackle Caleb Sanders, linebacker Logan Backhaus and cornerback Don Gardner. A junior from Glenwood, Iowa, Sanders registered 14 total tackles, including three tackles for loss and a sack. SDSU held opponents under 100 yards rushing three times in six regular season games.

Backhaus moved to the first team after earning honorable mention recognition in 2019. He ranked second on the team in total tackles with 39, as well as tackles for loss with 5.5. The senior from Spirit Lake, Iowa, also intercepted a pass.

Gardner, a Chicago native, earned first-team recognition following a second-team selection in 2019. He tallied 28 tackles, including three for loss, and added three pass breakups and an interception this spring.

Back to the offensive side of the ball, sophomore wide receiver Jaxon Janke was honored on the all-MVFC Second Team after posting team highs of 20 receptions, 313 receiving yards and four touchdowns.

Also receiving accolades were honorable mention selections Isaiah Davis at running back and kicker Cole Frahm. A freshman from Joplin, Missouri, Davis complemented Strong and Gronowski in the Jackrabbit backfield with 372 yards and five touchdowns. He topped the 100-yard mark twice and none of his 53 carries resulted in a tackle for loss.

Frahm booted a field goal in all six games and tallied a team-best 46 points. The Omaha native made 9-of-12 field goal tries and 19-of-20 extra-point attempts.

2020-21 ALL-MISSOURI VALLEY FOOTBALL CONFERENCE

FIRST-TEAM OFFENSE

QB: Mark Gronowski, SDSU
RB: Pierre Strong, Jr., SDSU
 RB: Otis Weah, North Dakota
 FB: Hunter Luepke, North Dakota State
 WR: Avante Cox, Southern Illinois
 WR: Dennis Houston, Western Illinois
 WR: Christian Watson, North Dakota St.
TE: Zach Heins, SDSU
 OL: Zevyeon Furcron, Southern Illinois
OL: Garret Greenfield, SDSU
 OL: Drew Himmelman, Illinois State
 OL: Nathan Nguon, North Dakota
 OL: Tanner Volson, North Dakota State
 PK: Matthew Cook, Northern Iowa
 LS: Ross Kennelly, North Dakota State

FIRST-TEAM DEFENSE

DL: Jared Brinkman, Northern Iowa
 DL: John Ridgeway, Illinois State
DL: Caleb Sanders, SDSU
 DL: Spencer Waage, North Dakota State
LB: Logan Backhaus, SDSU
 LB: Spencer Cuvelier, Northern Iowa
 LB: Grant Dixon, Youngstown State
 LB: James Kaczor, North Dakota State
 DB: Montrae Braswell, Missouri State
 DB: Qua Brown, Southern Illinois
 DB: James Ceasar, Southern Illinois
 DB: Don Gardner, SDSU
 DB: Josh Hayes, North Dakota State
 P: Garret Wegner, North Dakota State
 RS: Tony Tate, Western Illinois

SECOND-TEAM OFFENSE

QB: Connor Sampson, Western Illinois
 QB: Tommy Schuster, North Dakota
 RB: Jaleel McLaughlin, Youngstown St.
 RB: Javon Williams Jr., Southern Illinois
 FB: Jacob Barrett, Southern Illinois
WR: Jaxon Janke, SDSU
 WR: Tony Tate, Western Illinois
 WR: Caleb Vander Esch, South Dakota
 TE: Noah Gindorff, North Dakota State
 OL: Landon Bebee, Missouri State
 OL: Dan Becker, Youngstown State
 OL: Cody Mauch, North Dakota State
OL: Mason McCormick, SDSU
 OL: Matt Waletzko, North Dakota
 PK: Jose Pizano, Missouri State
 LS: Dalton Godfrey, South Dakota

SECOND-TEAM DEFENSE

DL: Jordan Berner, Southern Illinois
 DL: Kevin Ellis, Missouri State
 DL: Eric Johnson, Missouri State
 DL: Brawnte Wells, Northern Iowa
 LB: Devon Krzanowski, North Dakota
 LB: Brock Mogensen, South Dakota
 LB: Bryson Strong, Southern Illinois
 LB: Tylar Wiltz, Missouri State
 DB: Austin Evans, Northern Iowa
 DB: Evan Holm, North Dakota
 DB: Zaire Jones, Youngstown State
 DB: Kyriq McDonald, Missouri State
 DB: Michael Tutsie, North Dakota State
 P: Brady Schutt, South Dakota
 RS: Christian Watson, North Dakota St.

Honorable Mention — *Illinois State:* FB Tim McCloy, LB Brandon Simon, LB Shanon Reid • *Missouri State:* P Grant Burkett, RB Celdon Manning, WR Damorie Vick • *North Dakota:* RB/RS Luke Skokna, WR Garrett Maag, OL Ryan Tobin • *North Dakota State:* DL Eli Mostaert, DT Lane Tucker, TE Josh Babicz • *Northern Iowa:* DB Omar Brown, OL Trevor Penning, WR Quan Hampton • *South Dakota:* DB Myles Harden, LB Jack Cochrane, DL Jake Matthew, TE Brett Samson • **SDSU:** OL Wes Genant, PK Cole Frahm, RB Isaiah Davis • *Southern Illinois:* LS Dan Heilbron, LB Bryce Notree, P Jack Colquhoun • *Western Illinois:* DB Michael Lawson, DL Eryk Preston, OL Will Waddell • *Youngstown State:* DB Keyon Martin, DL James Jackson, RS Jake Coates.

2020-21 MVFC ALL-NEWCOMER TEAM

OFFENSE

WR: Bo Belquist, North Dakota
 RB: Pha'Leak Brown, Illinois State
 QB: Carson Camp, South Dakota
 WR: Dallas Daniels, Western Illinois
RB: Isaiah Davis, SDSU
 TE: Kyle Fourtenbary, Northern Iowa

QB: Mark Gronowski, SDSU

WR: Quan Hampton, Northern Iowa
 RB: Celdon Manning, Missouri State
 RB: Jaleel McLaughlin, Youngstown State
 QB: Tommy Schuster, North Dakota

DEFENSE

LB: Adam Bock, SDSU
 DB: Montrae Braswell, Missouri State
 LB: Grant Dixon, Youngstown State
 CB: Myles Harden, South Dakota
 LB: Devon Krzanowski, North Dakota
 DB: Michael Lawson, Western Illinois

CB: Keyon Martin, Youngstown State
 DB: Kyriq McDonald, Missouri State
 DT: Eli Mostaert, North Dakota State
 DB: Benny Sapp III, Northern Iowa
 DE: Brayden Thomas, North Dakota State



HISTORY

YEAR-BY-YEAR RECORDS

THE LAST TIME ...

SDSU SHUT OUT AN OPPONENT

HOME: 11-9-2013, vs. Indiana State, 29-0
AWAY: 10-31-2015, at Missouri State, 39-0

SDSU WAS SHUT OUT BY AN OPPONENT

HOME: 9-28-2013, by North Dakota State,
20-0

AWAY: 9-17-2005, at Montana, 7-0

SDSU RETURNED KICKOFF FOR TOUCHDOWN

HOME: 12-9-2017 — 99 yards by Cade Johnson, vs. New Hampshire
AWAY: 11-16-2002 — 100 yards by Kevin Brown, at Minnesota State, Mankato

OPPONENT RETURNED KICKOFF FOR TOUCHDOWN

HOME: 11-11-2017 — 100 yards by Christian Uphoff, Illinois State
AWAY: 11-19-2016 — 99 yards by Jalen Rima, Northern Iowa

SDSU RETURNED A PUNT FOR TOUCHDOWN

HOME: 9-7-2019 — 77 yards, by Jaxon Janke, vs. Long Island
AWAY: 11-10-2018 — Blocked punt recovered in end zone by Jadon Janke, at Southern Illinois

OPPONENT RETURNED A PUNT FOR TOUCHDOWN

HOME: 11-17-2012 — 27 yards (on blocked punt), by Mike Garvey, South Dakota
AWAY: 10-21-2017 — 63 yards, by Deion Holliman, Missouri State

SDSU PLAYER RETURNED BOTH A PUNT AND KICKOFF FOR TOUCHDOWNS IN SAME GAME

HOME: 9-30-2002 — Kevin Brown, vs. Morningside (Iowa), returned opening kickoff 98 yards for TD and fourth-quarter punt 68 yards for TD

**SDSU RETURNED
INTERCEPTION FOR TD**

HOME: 9-21-2019 — 27 yards, by Christian Rozeboom, vs. Southern Utah
AWAY: 10-12-2019 — 42 yards by Don Gardner, at Youngstown State

OPPONENT RETURNED INTERCEPTION FOR TD

HOME: 10-27-2012 – 19 yards by Aronde Stanton, Youngstown State
AWAY: 8-29-2019 – 43 yards by Chris Williamson, Minnesota

OPPONENT BLOCKED A FIELD GOAL FOR TOUCHDOWN

AWAY: 10-29-1984 — 60 yards by Tom Smith of St. Cloud State

ALL GAMES				OINTS			CONFERENCE ONLY			OINTS			P			OAG		
W-L-T		CT	P	PPA	PPA	PPA	W-L-T	CT	P	PPA	PPA	PPA	PPA	PPA	PPA	PPA	PPA	
1889	0-0-1		.500	6	6		No Conference Play										Unavailable	
1897	0-1-0		.000	0	22		No Conference Play										Unavailable	
1898	1-1-1		.500	68	11		No Conference Play										Unavailable	
1899	3-1-0		.750	90	62		No Conference Play										Unavailable	
1900	4-1-0		.800	128	23		No Conference Play										Unavailable	
1901	3-2-0		.600	102	44		No Conference Play								Mr. Morrison			
1902	3-2-0		.600	67	21		No Conference Play									L.L. Gilkey		
1903	1-2-0		.333	28	95		No Conference Play									Unavailable		
1904	4-2-1		.643	90	27		No Conference Play								J. Harris Werner			
1905	2-3-0		.400	74	122		No Conference Play									William M. Blaine		
1906	3-1-0		.750	52	34		No Conference Play									William Juneau		
1907	5-2-0		.714	108	42		No Conference Play									William Juneau		
1908	3-3-1		.500	56	61		No Conference Play									William Juneau		
1909	1-3-0		.250	61	28		No Conference Play									J. M. Saunderson		
1910	4-2-2		.625	76	64		No Conference Play									J. M. Saunderson		
1911	4-4-0		.500	60	89		No Conference Play									Frederick Johnson		
1912	2-3-1		.417	46	136		No Conference Play									Harry "Buck" Ewing		
1913	5-3-0		.625	147	82		No Conference Play									Harry "Buck" Ewing		
1914	5-2-0		.714	93	60		No Conference Play									Harry "Buck" Ewing		
1915	5-1-1		.786	163	7		No Conference Play									Harry "Buck" Ewing		
1916	4-2-0		.667	100	76		No Conference Play									Harry "Buck" Ewing		
1917	5-1-0		.833	149	84		No Conference Play									Harry "Buck" Ewing		
1918	NO GAMES — WORLD WAR I																	
1919	4-1-1		.750	78	20		No Conference Play									C.A. "Jack" West		
1920	4-2-1		.643	66	27		No Conference Play									C.A. "Jack" West		
1921	7-1-0		.875	255	38		No Conference Play									C.A. "Jack" West		
1922	5-2-1		.688	202	57		4-1-1		.750		37					1st C.A. "Jack" West		
1923	3-4-0		.429	121	85		2-3-0		.400	78	51					4th C.A. "Jack" West		
1924	6-1-0		.857	91	28		5-0-0		1.000	75	16					1st C.A. "Jack" West		
1925	2-3-2		.429	20	45		1-1-2		.500	13	25					5th C.A. "Jack" West		
1926	8-0-3		.864	157	24		3-0-2		.800	56	14					1st C.A. "Jack" West		
1927	5-3-1		.611	189	89		2-2-0		.500	90	36					3rd C.A. "Jack" West		
1928	9-1-0		.900	230	25		3-1-0		.750	53	19					2nd T.C. "Cy" Kasper		
1929	5-4-1		.550	237	55		2-1-1		.625	50	7					2nd T.C. "Cy" Kasper		
1930	2-6-1		.278	48	197		1-3-0		.250	13	64					4th T.C. "Cy" Kasper		
1931	6-3-0		.667	194	78		2-2-0		.500	33	44					2nd T.C. "Cy" Kasper		
1932	2-5-1		.313	70	96		1-2-1		.375	32	31					5th T.C. "Cy" Kasper		
1933	6-3-0		.667	78	73		4-0-0		1.000	66	15					1st T.C. "Cy" Kasper		
1934	6-4-0		.600	189	72		2-2-0		.500	65	19					4th R.H. "Red" Eloff		
1935	4-4-1		.500	123	92		1-3-1		.300	39	48					3rd R.H. "Red" Eloff		
1936	3-6-1		.350	51	116		1-4-1		.250	19	59					7th R.H. "Red" Eloff		
1937	4-5-0		.444	102	147		2-3-0		.400	44	58					6th R.H. "Red" Eloff		
1938	3-5-0		.375	69	109		2-3-0		.400	48	76					4th Jack Barnes		
1939	7-2-0		.778	141	95		4-1-0		.800	68	53					1st Jack Barnes		
1940	4-3-1		.563	78	57		2-3-1		.417	16	50					5th Jack Barnes		
1941	2-5-0		.286	32	131		1-5-0		.167	18	131					7th Thurlo McCrady		
1942	4-4-0		.500	65	92		3-3-0		.500	45	64					4th Thurlo McCrady		
1943	NO GAMES — WORLD WAR II																	
1944	1-1-0		.500	13	27		No Conference Play										Thurlo McCrady	
1945	1-4-1		.250	51	144		No Conference Play										Thurlo McCrady	
1946	3-3-2		.500	131	76		2-1-2		.600	52	18				3rd	Thurlo McCrady		
1947	4-5-0		.444	123	11		3-1-0		.750	60	38				3rd	Ralph Ginn		
1948	4-6-0		.400	107	203		2-4-0		.333	53	127				4th	Ralph Ginn		
1949	7-3-0		.700	183	175		5-1-0		.833	129	90				1st	Ralph Ginn		
1950	9-0-1		.950	38	1116		5-0-1		.917	208	75				1st	Ralph Ginn		
1951	8-1-1		.850	11			4-1-1		.750	168	84				2nd	Ralph Ginn		
1952	4-4-1		.500	287	230		3-2-1		.583	215	153				3rd	Ralph Ginn		
1953	5-3-1		.611	247	186		5-0-1		.917	208	75				1st	Ralph Ginn		
1954	7-2-0		.778	338	151		5-1-0		.833	247	111				1st	Ralph Ginn		
1955	6-2-1		.722	197	114		5-0-1		.917	157	62				1st	Ralph Ginn		
1956	4-5-0		.444	137	212		3-3-0		.500	98	119				4th	Ralph Ginn		
1957	6-2-1		.722	185	119		5-0-1		.917	152	75				1st	Ralph Ginn		
1958	4-5-0		.444	123	158		3-3-0		.500	98	111				3rd	Ralph Ginn		
1959	2-7-0		.222	80	153		2-4-0		.333	68	76				6th	Ralph Ginn		
1960	5-4-1		.550	170	135		2-3-1		.417	107	81				4th	Ralph Ginn		
1961	8-2-0		.800	376	97		5-1-0		.833	221	59				1st	Ralph Ginn		
1962	7-2-1		.750	238	70		5-0-1		.917	149	33				1st	Ralph Ginn		
1963	9-1-0		.900	278	166		6-0-0		1.000	191	74				1st	Ralph Ginn		
1964	2-8-0		.200	170	243		2-4-0		.333	121	123				4th	Ralph Ginn		
1965	1-8-1		.150	11	247		1-4-1		.250	84	149				5th	Ralph Ginn		
1966	3-7-0		.300	129	280		2-4-0		.333	75	163				4th	Ralph Ginn		
1967	4-6-0		.400	186	185		2-4-0		.333	120	110				4th	Ralph Ginn		
1968	4-6-0		.400	247	259		2-4-0		.333	151	176				4th	Ralph Ginn		
1969	3-7-0		.300	175	227		3-3-0		.500	130	96				3rd	Dave Kragthorpe		
1970	2-8-0		.200	129	269		1-5-0		.167	61	167				6th	Dean Pryor		
1971	3-7-0		.300	109	223		2-4-0		.333	72	144				6th	Dean Pryor		
1972	6-5-0		.545	321	240		2-5-0		.286	141	197				6th	John Gregory		
1973	5-5-1		.500	283	240		2-4-1		.357	133	142				4th	John Gregory		

YEAR-BY-YEAR SCORES

	ALL GAMES			OINTS P			CONFERENCE ONLY			OINTS P			OAC	
	W-L-T	CT	P	PF	PA		W-L-T	CT	P	PF	PA		INSH	OA
1974	6-5-0		.545	291	173		4-3-0		.571	189	104		3rd	John Gregory
1975	7-4-0		.636	264	189		4-3-0		.571	189	104		4th	John Gregory
1976	5-4-1		.550	176	215		4-1-1		.750	16	74		2nd	John Gregory
1977	5-4-1		.550	181	137		3-3-1		.500	134	103		4th	John Gregory
1978	5-6-0		.455	224	231		3-3-0		.500	146	120		3rd	John Gregory
1979	9-3-0		.750	259	224		4-2-0		.667	157	140		2nd	John Gregory
1980	3-8-0		.273	166	300		1-5-1		.214	105	219		7th	John Gregory
1981	4-6-0		.400	226	233		2-5-0		.357	180	213		6th	John Gregory
1982	4-6-0		.400	181	166		2-5-0		.357	123	129		5th	Wayne Haensel
1983	5-6-0		.455	213	258		3-6-0		.333	172	241		8th	Wayne Haensel
1984	3-8-0		.273	288	333		2-7-0		.222	247	273		8th	Wayne Haensel
1985	7-4-0		.636	281	267		7-2-0		.778	243	210		2nd	Wayne Haensel
1986	6-5-0		.545	285	229		5-4-0		.556	257	196		4th	Wayne Haensel
1987	5-5-0		.500	208	241		4-5-0		.444	187	224		7th	Wayne Haensel
1988	7-4-0		.636	321	225		6-3-0		.667	274	160		2nd	Wayne Haensel
1989	5-6-0		.454	159	216		3-6-0		.333	131	197		8th	Wayne Haensel
1990	3-8-0		.272	226	339		2-7-0		.222	174	301		9th	Wayne Haensel
1991	7-3-0		.700	162	195		5-3-0		.625	127	175		4th	Mike Daly
1992	7-3-0		.700	166	164		5-4-0		.556	153	164		5th	Mike Daly
1993	7-4-0		.636	394	288		6-3-0		.667	290	224		3rd	Mike Daly
1994	7-4-0		.636	335	231		5-4-0		.556	247	197		5th	Mike Daly
1995	6-5-0		.545	276	228		4-5-0		.444	218	208		6th	Mike Daly
1996	7-4-0		.636	254	201		6-3-0		.667	192	178		2nd	Mike Daly
1997	4-6-0		.400	173	216		3-6-0		.333	156	209		6th	John Stiegelmeier
1998	6-5-0		.545	294	244		5-4-0		.556	225	201		5th	John Stiegelmeier
1999	8-3-0		.727	351	309		6-3-0		.667	257	258		4th	John Stiegelmeier
2000	6-5-0		.554	291	255		4-5-0		.444	191	225		6th	John Stiegelmeier
2001	5-6-0		.455	284	301		4-4-0		.500	201	201		4th	John Stiegelmeier
2002	6-4-0		.600	267	224		4-4-0		.500	216	190		4th	John Stiegelmeier
2003	7-4-0		.636	297	192		4-3-0		.571	170	146		4th	John Stiegelmeier
2004	6-5-0		.545	245	263		2-3-0		.400	17	62		3rd	John Stiegelmeier
2005	6-5-0		.545	363	251		3-2-0		.600	144	100		3rd	John Stiegelmeier
2006	7-4-0		.636	235	235		3-1-0		.750	10	111		2nd	John Stiegelmeier
2007	7-4-0		.636	375	244		4-0-0		1.000	152	112		1st	John Stiegelmeier
2008	7-5-0		.583	427	348		6-2-0		.750	288	168		3rd	John Stiegelmeier
2009	8-4-0		.667	333	209		7-1-0		.875	214	105		2nd	John Stiegelmeier
2010	5-6-0		.455	234	232		4-4-0		.500	207	189		3rd	John Stiegelmeier
2011	5-6-0		.455	265	364		4-4-0		.500	219	232		4th	John Stiegelmeier
2012	9-4-0		.692	304	213		6-2-0		.750	182	122		2nd	John Stiegelmeier
2013	9-5-0		.643	405	330		5-3-0		.625	218	155		2nd	John Stiegelmeier
2014	9-5-0		.643	445	355		5-3-0		.625	245	223		4th	John Stiegelmeier
2015	8-4-0		.667	341	208		5-3-0		.625	194	126		3rd	John Stiegelmeier
2016	9-4-0		.692	431	355		7-1-0		.875	283	187		1st	John Stiegelmeier
2017	11-3-0		.786	521	335		6-2-0		.750	279	198		2nd	John Stiegelmeier
2018	10-3-0		.769	553	290		6-2-0		.750	319	203		2nd	John Stiegelmeier
2019	8-5-0		.615	386	217		5-3-0		.625	236	156		3rd	John Stiegelmeier
2020-21	8-2-0		.800	292	150		5-1-0		.833	176	95		1st	John Stiegelmeier
122 Seasons	619-470-38		.566	23,022	20,050		343-265-25		.562	13,878	11,979			

THE LAST TIME ...

SDSU RETURNED A FUMBLE FOR A TOUCHDOWN

HOME: 11-16-2019 — 24 yards, by Don Gardner, vs. Northern Iowa

AWAY: 11-12-2011 — 68 yards, by Winston Wright, at Western Illinois

OPPONENT RETURNED A FUMBLE FOR A TOUCHDOWN

HOME: 10-5-1996 — 38 yards, by Tim Tibesar, North Dakota

AWAY: 9-8-2012 — 25 yards, by T'Darryl Grays, Southeastern Louisiana

SDSU RETURNED BLOCKED PUNT FOR A TOUCHDOWN

HOME: 9-10-2016 — 2 yards, by Jake Harms vs. Drake; blocked by Cody Hazelett

AWAY: 11-10-2018 — Recovered in end zone by Jadon Janke at Southern Illinois; blocked by Don Gardner

OPPONENT RETURNED BLOCKED PUNT FOR TD

HOME: 11-17-2012 — 27 yards, by Mike Garvey, South Dakota

AWAY: 9-8-2007 — 2 yards, by Vince Gliatta, Youngstown State (Ohio)

SDSU SCORED A DEFENSIVE EXTRA POINT

AWAY: 9-13-2014 — by Trey Carr, at Southern Utah (second time in SDSU history)

OPPONENT SCORED A DEFENSIVE EXTRA POINT

AWAY: 10-25-2008 — by Larry Carter, Indiana State (only time in SDSU history)

CAREER COACHING RECORDS

COACH	EASONS	OVERALL					CONFERENCE ONLY					ITLIES
		ON	W	OST	IEB	C:P	ON	W	OST	IEB	C:P	
John Stiegelmeier (1997-present)	24		174	107		0.619	113		66		0.631	
Ralph Ginn (1947-68)	22	113		89		9.557		77	43		9.632	
John Gregory (1972-81)	10		55	50		3.523		29	34		4.463	
Wayne Haensel (1982-90)	9		45	52		0.464		36	43		0.456	
C.A. "Jack" West (1919-27)	9		43	19		9.669		17	7		5.672	
Mike Daly (1991-96)	6		41	23		0.641		32	22		0.593	
T.C. "Cy" Kasper (1928-33)	6		30	22		3.573		13	9		2.583	
Harry "Buck" Ewing (1912-17)	6		26	12		2.675		0	0		0.000	
R.H. "Red" Threlfall (1934-37)	4		17	19		2.474		6	12		2.350	
Jack Barnes (1938-40)	3			14	10	1.580		8	7	1	1.531	
William Juneau (1906-08)	3	11			6	1.639		0	0		0.000	
Thurlo McCrady (1941-46)	5	11			17	3.403		6	9		2.412	
J.M. Saunderson (1909-10)	2		55			2.000		0	0		0.000	
Dean Pryor (1970-71)	2			5	15	0.250		3	9	0	0.250	
J. Harrison Werner (1904)	1		42			1.643		0	0		0.000	
Frederick Johnson (1911)	1		44			0.500		0	0		0.000	
Mr. Morrison (1901)	1		3	2		0.600		0	0		0.000	
L.L. Gilkey (1902)	1		3	2		0.600		0	0		0.000	
Dave Kragthorpe (1969)	1		3	7		0.300		3	3		0.500	
William M. Blaine (1905)	1			2	3	0.400		0	0		0.000	
Unavailable	6	9			62	.588		0	0		0.000	
TOTALS	122		619	470		38566	343	265	25		.562	17

COACHING HONORS

SMALL COLLEGE REGIONAL COACH OF THE YEAR

• Ralph Ginn (1961, 1963)

AFCA REGION 5 COACH OF THE YEAR

• John Stiegelmeier (2007)

NORTH CENTRAL CONFERENCE COACH OF THE YEAR

• Wayne Haensel (1985)
• Mike Daly (1991)
• John Stiegelmeier (1999)

GREAT WEST FOOTBALL CONFERENCE COACH OF THE YEAR

• John Stiegelmeier (2007)

BRUCE CRADDOCK MISSOURI VALLEY FOOTBALL CONFERENCE COACH OF THE YEAR

• John Stiegelmeier (2016)

YEAR-BY-YEAR SCORES

1889 (W-0, L-0, T-1)

SDS	Opp
6 South Dakota	6

1897 (W-0, L-1)

SDS	Opp
0 Sioux Falls	22
0	22

1898 (W-1, L-1, T-1)

SDS	Opp
62 Watertown	0
0 Yankton College	0
6 Sioux Falls (city)	11
68	11

1899 (W-3, L-1)

SDS	Opp
12 Madison Normal	5
55 Huron College	0
23 Madison Normal	0
0 Mitchell University	57
90	62

1900 (W-4, L-1)

SDS	Opp
33 Flandreau	0
16 Pipestone	6
56 Sioux Falls High	0
23 Flandreau	0
0 South Dakota	17
128	62

1901 (W-3, L-2)
Coach: Mr. Morrison

SDS	Opp
42 Flandreau	0
17 Yankton College	0
38 Huron College	0
5 Mitchell University	22
0 South Dakota	22
102	44

1902 (W-3, L-2)
Coach: L.L. Gilkey

SDS	Opp
17 Huron College	0
17 South Dakota Mines	5
0 South Dakota	10
5 Flandreau Indians	6
28 Flandreau Indians	0
67	21

1903 (W-1, L-2)

SDS	Opp
0 North Dakota State	85
28 Flandreau	0
0 Huron College	10
28	95

1904 (W-4, L-2, T-1)
Coach: J. Harrison Werner

SDS	Opp
15 Flandreau	0
11 Madison Normal	5
5 Mitchell University	6
15 Huron College	0
6 South Dakota	6
38 Pipestone High	0
0 Mitchell University	10
90	27

1905 (W-2, L-3)
Coach: William Blaine

SDS	Opp
46 Flandreau Indians	0
0 Mitchell University	24
28 Madison High	0
0 Minnesota	81
0 South Dakota	17
74	122

1906 (W-3, L-1)
Coach: William Juneau

SDS	Opp
36 Huron College	4
5 North Dakota	4
11 Dakota Wesleyan	4
0 South Dakota	22
52	34

1907 (W-5, L-2)
Coach: William Juneau

SDS	Opp
0 Huron College	4
48 Flandreau Indians	0
29 Toland's	0
6 North Dakota	24
5 Dakota Wesleyan	0
12 Yankton College	10
8 Huron College	4
108	42

1908 (W-3, L-3, T-1)
Coach: William Juneau

SDS	Opp
16 Northern	0
11 North Dakota State	5
0 Madison Normal	0
29 St. Thomas	12
0 Yankton College	21
0 Dakota Wesleyan	6
0 Huron College	17
56	61

1909 (W-1, L-3)
Coach: J.M. Saunderson

SDS	Opp
5 North Dakota State	11
0 Dakota Wesleyan	3
12 Yankton College	14
44 Huron College	0
61	28

1910 (W-4, L-2, T-2)
Coach: J.M. Saunderson

SDS	Opp
17 Northern	0
41 Huron College	0
12 Yankton College	0
6 North Dakota State	3
0 St. Thomas	28
0 South Dakota	33
0 Dakota Wesleyan	0
0 South Dakota Mines	0
76	64

1911 (W-4, L-4)
Coach: Frederick Johnson

SDS	Opp
12 Northern	0
6 South Dakota	15
11 Huron College	0
14 North Dakota State	3
17 South Dakota Mines	3
0 Marquette	16
0 Dakota Wesleyan	22
0 Yankton College	30
60	89



HARRY "BUCK" EWING
6 years, 26-12-2

1912 (W-2, L-3, T-1)
Coach: Harry "Buck" Ewing

SDS	Opp
0 Carleton	34
7 South Dakota	73
6 Yankton College	3
20 Huron College	3
0 Dakota Wesleyan	0
13 South Dakota Mines	23
46	136

1913 (W-5, L-3)
Coach: Harry "Buck" Ewing

SDS	Opp
47 Huron College	0
7 Carleton	25
7 North Dakota State	6
0 Hamline	21
12 Huron College	7
36 South Dakota Mines	0
0 Yankton College	20
38 Dakota Wesleyan	3
147	82

1914 (W-5, L-2)
Coach: Harry "Buck" Ewing

SDS	Opp
0 South Dakota	12
13 Huron College	0
19 Yankton College	7
28 Hamline	10
19 Huron College	7
14 North Dakota	3
0 Dakota Wesleyan	21
46	136

1915 (W-5, L-1, T-1)
Coach: Harry "Buck" Ewing

SDS	Opp
39 Huron College	0
72 Yankton College	0
25 Huron College	0
0 North Dakota	0
0 South Dakota	7
21 North Dakota State	0
6 Dakota Wesleyan	0
163	7


1916 (W-4, L-2)
Coach: Harry "Buck" Ewing

SDS	Opp
7 Minnesota	41
3 Wisconsin	28
31 Yankton College	0
7 Hamline	0
14 North Dakota	7
38 Huron College	0
100	76

1917 (W-5, L-1)
Coach: Harry "Buck" Ewing

SDS	Opp
0 Minnesota	64
33 Trinity	0
13 North Dakota	6
64 Gustavus Adolphus	0
21 North Dakota State	14
18 Macalester	0
149	84

1918 (No games — WWI)



C.A. "JACK" WEST
9 years, 44-17-9
3 NCC titles (1922, '24, '26)

1919 (W-4, L-1, T-1)

SDS	Opp
49 Northern	0
7 Dakota Wesleyan	0
0 North Dakota State	0
9 North Dakota	7
13 South Dakota	6
0 Creighton	7
78	20

1920 (W-4, L-2, T-1)

SDS	Opp
6 Northern	0
6 Dakota Wesleyan	0
3 North Dakota	6
27 North Dakota State	7
7 Macalester	7
14 Hamline	0
3 South Dakota	7
66	27

1921 (W-7, L-1)

SDS	Opp
40 Northern	0
3 Wisconsin	24
60 Huron College	0
54 North Dakota State	0
55 Yankton College	0
27 North Dakota	14
9 South Dakota	0
7 Creighton	0
255	38

1922 (W-5, L-2, T-1)
Inaugural NCC Champion

SDS	Opp
6 North Dakota	16
13 North Dakota State	0
7 South Dakota	7
48 Morningside	0
12 St. Thomas	0
25 Creighton	14
85 Columbus College	0
6 Wisconsin	20
202	57

1923 (W-3, L-4)

SDS	Opp
6 North Dakota	12
13 North Dakota State	14
7 South Dakota	0
24 Morningside	26
27 Creighton	20
44 Dakota Wesleyan	0
0 Marquette	13
121	85

1924 (W-6, L-1)
NCC Champion

SDS	Opp
16 Buena Vista	3
14 North Dakota State	0
7 North Dakota	6
10 South Dakota	3
34 Morningside	0
0 Michigan State	9
10 Creighton	7
91	28

1925 (W-2, L-3, T-2)

SDS	Opp
7 Dakota Wesleyan	0
0 Buena Vista	14
3 Nebraska-Wesleyan	3
3 North Dakota State	3
0 Creighton	19
7 South Dakota	0
0 Marquette	6
20	45

1926 (W-8, L-0, T-3)
NCC Champion

SDS	Opp
6 North Dakota	0
21 North Dakota State	0
0 South Dakota	0
21 Morningside	6
8 Creighton	8
7 Columbus College	7
35 Huron College	0
33 Buena Vista	0
3 Detroit University	0
14 St. Louis University	0
9 at Hawaii	3
157	24

1927 (W-5, L-3, T-1)

SDS	Opp
34 North Dakota State	0
12 South Dakota	16
15 Des Moines U	0
44 Morningside	7
0 Creighton	14
67 Huron College	0
7 Columbus College	7
10 St. Regis	7
0 Detroit University	38
189	89

YEAR-BY-YEAR SCORES



T.C. "CY" KASPER

6 years, 30-22-3

1 NCC title (1933)

1928 (W-9, L-1)

SDS	Opp
0 North Dakota	6
27 North Dakota State	6
13 South Dakota	0
13 Morningside	7
18 Creighton	6
14 Huron College	0
63 Dakota Wesleyan	0
18 Columbus College	0
31 Minnesota "B"	0
33 Western Union	0
120	25

1929 (W-5, L-4, T-1)

SDS	Opp
6 North Dakota	7
0 North Dakota State	0
6 South Dakota	0
28 Morningside	0
0 Wisconsin	21
0 St. Louis University	6
7 Loyola	21
59 Huron College	0
49 Dakota Wesleyan	0
72 Western Union	0
237	55

1930 (W-2, L-6, T-1)

SDS	Opp
0 North Dakota	21
0 North Dakota State	24
13 South Dakota	6
0 Morningside	13
21 Southern	0
0 Minnesota	48
0 St. Olaf	20
7 Wisconsin	58
7 Loyola	7
48	197

1931 (W-6, L-3)

SDS	Opp
6 North Dakota	34
7 North Dakota State	0
0 South Dakota	10
20 Morningside	0
34 Southern	0
39 Dakota Wesleyan	0
19 Northern	0
49 Augustana	0
20 DePaul	34
194	78

SDS	Opp
0 North Dakota	13
6 North Dakota State	12
0 South Dakota	0
26 Morningside	6
26 Northern	7
0 Michigan Normal	12
0 Minnesota	12
12 Duquense	34
70	96

1933 (W-6, L-3)

NCC Champion

SDS	Opp
18 North Dakota	2
13 North Dakota State	7
14 South Dakota	0
0 South Dakota	6
21 Morningside	6
27 Northern	0
6 Minnesota	19
6 Catholic University	26
13 Michigan Normal	0
118	72



R.H. "RED" THRELFALL

4 years, 17-19-2

1934 (W-6, L-4)

SDS	Opp
0 North Dakota	6
38 North Dakota State	0
19 South Dakota	0
7 Morningside	13
52 Northern	0
14 Creighton	0
7 Wisconsin	28
38 Dakota Wesleyan	0
14 St. Olaf	6
0 Wichita	19
189	72

1935 (W-4, L-4, T-1)

SDS	Opp
13 Iowa Teachers	22
6 North Dakota	6
6 North Dakota State	7
2 South Dakota	7
12 Morningside	6
33 Northern	0
13 Wisconsin	6
0 Cincinnati	38
38 St. Olaf	0
123	92

SDS	Opp
13 Iowa Teachers	0
6 North Dakota	33
0 North Dakota State	7
0 South Dakota	6
0 Morningside	13
0 Omaha University	0
12 Gustavus Adolphus	7
7 Wisconsin	24
13 Luther	6
0 Wichita	20
51	116

1937 (W-4, L-5)

SDS	Opp
0 Iowa Teachers	33
13 North Dakota State	6
2 South Dakota	12
0 Morningside	7
20 Omaha University	0
40 Mankato Teachers	7
0 Wisconsin	32
20 Wichita	6
7 DePaul	44
102	147



JACK BARNES

3 years, 14-10-1

1 NCC title (1939)

1938 (W-3, L-5)

SDS	Opp
0 North Dakota	37
6 North Dakota State	13
0 South Dakota	7
14 Morningside	13
28 Omaha University	6
7 South Dakota Mines	18
0 St. Norbert's	9
14 Moorhead Teachers	6
69	109


1939 (W-7, L-2)

NCC Co-Champions

SDS	Opp
14 North Dakota	13
6 North Dakota State	0
7 South Dakota	21
34 Morningside	13
7 Omaha University	6
40 South Dakota Mines	0
20 Moorhead Teachers	7
6 Yankton College	0
7 West Texas State	35
141	95

SDS	Opp
45 South Dakota Mines	0
6 St. Norbert's	0
12 Omaha University	7
6 Morningside	6
0 South Dakota	26
7 North Dakota State	0
0 North Dakota	6
2 Iowa Teachers	12
78	57

1940 (W-4, L-3, T-1)



THURLO McCRADY

5 years, 11-17-3

1941 (W-2, L-5)

SDS	Opp
14 Northern	0
0 Iowa Teachers	21
0 at Omaha University	12
0 at North Dakota State	25
15 North Dakota	33
0 at South Dakota	40
3 Morningside	0
32	131

1942 (W-4, L-4)

SDS	Opp
0 at Youngstown	14
0 at Iowa Teachers	38
20 Omaha University	0
3 at Morningside	0
8 at North Dakota	19
0 South Dakota	7
14 North Dakota State	0
20 Carleton	14
65	92

1943 (No games — WWII)

1944 (W-1, L-1)

SDS	Opp
6 SDSC ERC (Army)	0
7 at Concordia College	27
13	27

1945 (W-1, L-4, T-1)

SDS	Opp
6 at Minot Teachers	33
0 at Drake	34
0 Bemidji Teachers	6
25 Hamline	0
7 at Iowa Teachers	58
0 13 Concordia College	13
51	144

SDS	Opp
18 at Loras	23
6 Iowa Teachers	6
61 Manitoba University	0
0 at North Dakota State	6
26 Augustana	6
20 at South Dakota	0
0 at Oklahoma City U.	35
0 Morningside	0
131	76



RALPH GINN

22 years, 113-89-9

9 NCC titles (1949, '50, '53, '54, '55, '57, '61, '62, '63)

1947 (W-4, L-5)

SDS	Opp
0 at Loras	28
6 St. Cloud Teachers	20
39 Central (Iowa)	6
6 at Kansas	86
33 at Augustana	12
7 South Dakota	26
7 North Dakota State	0
13 at Morningside	0
12 at Toledo	33
123	211

1948 (W-4, L-6)

SDS	Opp
21 Moorhead Teachers	7
0 at Drake	47
6 Loras	20
6 North Dakota	31
7 at Iowa Teachers	33
7 at North Dakota State	6
20 Augustana	6
0 at South Dakota	33
13 Morningside	18
27 at Colorado State College	2
107	203

1949 (W-7, L-3)

NCC Co-Champion

SDS	Opp
7 St. Cloud Teachers	0
0 at Drake	40
27 at Morningside	20
40 Colorado State College	13
14 Iowa Teachers	13
28 at Augustana	0
0 at North Dakota	19
27 South Dakota	25
33 North Dakota State	13
7 at Bradley	32
183	175

YEAR-BY-YEAR SCORES

1950 (W-9, L-0, T-1)			O22	33	North Dakota State	7	1961 (W-8, L-2)			1966 (W-3, L-7)				
NCC Champion			O29	27	South Dakota	7	NCC Co-Champion			Date	SDS	Opp		
Coach: Ralph Ginn			N5	21	at Morningside	21	Date	SDS	Opp	S10	6	at Montana State	41	
Date	SDS	Opp	N12	20	at La Crosse State	0	S9	34	at Bemidji State	8	S17	27	at Minnesota-Duluth	0
S9	39	St. Cloud Teachers	197			114	S16	36	Colorado State College	13	S24	14	Colorado State University	45
S16	34	at Iowa Teachers					S23	73	St. Cloud State	0	O1	6	at North Dakota St.	35
S23	31	Morningside					S30	12	at Montana State	17	O8	21	Morningside	41
S29	20	Augustana					O7	41	at Augustana	14	O15	0	North Dakota	43
O7	41	St. Olaf					O14	13	at North Dakota	14	O22	22	at South Dakota	18
O14	60	at North Dakota State					O21	34	South Dakota	6	O29	7	at State College of Iowa	13
O21	21	North Dakota					O28	41	North Dakota State	12	N5	7	at Colorado St. College	31
O28	54	at South Dakota					N4	56	at Morningside	0	N12	19	Augustana	13
N4	40	at Wayne University (Mich)					N11	36	State College of Iowa	13		129		280
N11	41	at Carleton												
	381													
1951 (W-8, L-1, T-1)			N3	28	Morningside	13	1962 (W-7, L-2, T-1)			1967 (W-4, L-6)				
NCC Champion			N10	31	at Iowa Teachers	27	NCC Co-Champion			Date	SDS	Opp		
Date	SDS	Opp	137			212	Date	SDS	Opp	S16	7	Minnesota-Duluth	12	
S8	26	at St. Cloud Teachers					S15	25	at Toledo	14	S23	24	at Idaho State	22
S15	48	Iowa Teachers					S22	7	Arkansas State	9	S30	14	North Dakota State	34
S22	28	at Morningside					S29	10	Montana State	14	O7	24	at Morningside	15
S29	58	at Augustana					O6	28	Augustana	7	O14	7	at North Dakota	9
O6	34	Emporia State (Kan.)					O13	26	North Dakota	0	O21	42	South Dakota	14
O13	21	at North Dakota					O20	24	at South Dakota	0	O28	16	Northern Iowa	17
O20	7	North Dakota State					O27	17	at North Dakota State	6	N4	21	Drake	34
O27	6	South Dakota					N3	13	at State College of Iowa	13	N11	17	at Augustana	21
N2	48	Bemidji Teachers					N10	41	Morningside	7	N18	14	at Tampa	7
N10	35	at La Crosse State					N17	47	at Colorado State College	0		186		185
	311													
1952 (W-4, L-4, T-1)			N9	20	at Mankato Teachers	6	1963 (W-9, L-1)			1968 (W-4, L-6)				
NCC Champion			185			119	NCC Champion			Date	SDS	Opp		
Date	SDS	Opp					Date	SDS	Opp	S14	12	Weber State (Utah)	27	
S13	6	La Crosse State					S14	9	at Montana State	6	S21	3	at North Dakota St.	21
S20	19	at Iowa State					S21	7	at Nebraska	58	S28	43	Morningside	14
S27	47	St. Cloud Teachers					S28	54	Colorado State College	14	O5	10	at Northern Iowa	38
O3	47	Augustana					O5	28	at Augustana	8	O12	16	North Dakota	21
O11	14	at North Dakota State					O12	7	at North Dakota	6	O19	32	at South Dakota	55
O18	60	North Dakota					O19	61	South Dakota	0	O26	23	at Youngstown State	20
O25	21	at South Dakota					O26	40	North Dakota State	25	N2	47	Augustana	27
N1	39	Morningside					N2	27	State College of Iowa	13	N9	41	Idaho State	22
N8	34	at Iowa Teachers					N9	28	at Morningside	22	N16	20	at Drake	28
	287						N16	17	at Arkansas State	14		247		273
1953 (W-5, L-3, T-1)			N8	13	at Iowa Teachers	8	1964 (W-2, L-8)			1969 (W-3, L-7)				
NCC Champion			123			158	NCC Co-Champion			Date	SDS	Opp		
Date	SDS	Opp					Date	SDS	Opp	S13	13	at Weber State	28	
S19	13	at Marquette					S12	14	Montana State	46	S20	16	Drake	21
S26	52	Iowa Teachers					S19	14	at Fresno State	30	S27	22	at Morningside	32
O3	13	at North Dakota					S26	27	Augustana	14	O4	14	Northern Iowa	24
O10	55	at Augustana					O3	13	at North Dakota State	20	O11	19	at North Dakota	13
O17	13	St. John's (Minn.)					O10	28	North Dakota	35	O18	20	South Dakota	14
O24	32	North Dakota State					O17	7	at South Dakota	10	O25	16	Youngstown State	17
O31	25	South Dakota					O24	32	Morningside	21	N1	42	at Augustana	0
N7	31	at Morningside					O31	14	at State College of Iowa	23	N8	13	North Dakota State	20
N14	13	at Wichita State					N7	15	at Drake	37	N15	0	at Montana	58
	247						N14	6	Mankato State	7		175		227
1954 (W-7, L-2)			80			153	1965 (W-1, L-8, T-1)			1970 (W-3, L-7)				
NCC Co-Champion							NCC Co-Champion			Date	SDS	Opp		
Date	SDS	Opp					Date	SDS	Opp	S11	0	at Montana State	22	
S18	6	at Iowa State					S18	0	at Parsons (Kan.)	14	S13	13	at Weber State	28
S25	19	at St. Thomas					S25	14	at Augustana	14	S20	16	Drake	21
O1	66	Mankato Teachers					O2	13	North Dakota State	41	S27	22	at Morningside	32
O9	68	Augustana					O9	7	at North Dakota	14	O4	14	Northern Iowa	24
O16	50	at North Dakota State					O16	30	South Dakota	14	O11	19	at North Dakota	13
O23	34	North Dakota					O23	20	at Morningside	25	O18	20	South Dakota	14
O30	20	at South Dakota					O30	0	State College of Iowa	41	O25	16	Youngstown State	17
N5	34	Morningside					N6	20	at Colorado State U	52	N1	42	at Augustana	0
N13	41	at Iowa Teachers					N13	7	at Mankato State	14	N8	13	North Dakota State	20
	338													
1955 (W-6, L-2, T-1)			170			135	1966 (W-1, L-8, T-1)			1971 (W-3, L-7)				
NCC Champion							NCC Co-Champion			Date	SDS	Opp		
Date	SDS	Opp					Date	SDS	Opp	S11	0	at Montana State	22	
S17	13	St. Thomas					S18	0	at Parsons (Kan.)	14	S13	13	at Weber State	28
S24	34	Iowa Teachers					S25	14	at Augustana	14	S20	16	Drake	21
O1	14	at North Dakota					O2	13	North Dakota State	41	S27	22	at Morningside	32
O8	28	at Augustana					O9	7	at North Dakota	14	O4	14	Northern Iowa	24
O15	7	Wichita State					O16	30	South Dakota	14	O11	19	at North Dakota	13
							O23	20	at Morningside	25	O18	20	South Dakota	14
							O30	0	State College of Iowa	41	O25	16	Youngstown State	17
							N6	20	at Colorado State U	52	N1	42	at Augustana	0
							N13	7	at Mankato State	14	N8	13	North Dakota State	20



DAVE KRAGTHORPE

1 year, 3-7

YEAR-BY-YEAR SCORES



DEAN PRYOR

2 years, 5-15

1970 (W-2, L-8)

Date	SDS	Opp
S12	37	St. Thomas 14
S19	19	at Mankato State 43
S26	8	at Northern Iowa 24
O3	12	at Wayne State (Mich.) 36
O10	3	North Dakota 26
O17	0	at South Dakota 22
O24	6	Augustana 35
O31	0	at North Dakota State 24
N7	44	Morningside 24
N14	0	Montana 24
	129	269

1971 (W-3, L-7)

Date	SDS	Opp
S11	26	at St. Thomas 7
S18	0	Mankato State 10
S25	0	Northern Iowa 23
O2	8	Wayne State (Mich.) 27
O9	7	at North Dakota 35
O16	18	South Dakota 37
O23	16	at Augustana 15
O30	20	North Dakota State 13
N6	12	at Morningside 21
N13	2	at Eastern Michigan 35
	109	223



JOHN GREGORY

10 years, 55-50

1972 (W-6, L-5)

Date	SDS	Opp
S9	73	Eastern Montana 0
S16	17	at Mankato State 24
S23	49	Missouri-Rolla 0
S30	34	Youngstown State 22
O7	25	Augustana 14
O14	21	North Dakota 51
O21	27	at South Dakota 42
O28	16	at North Dakota State 34
N4	0	at Northern Iowa 32
N11	35	Morningside 0
N18	24	at Quantico Marines 21
	321	240

1973 (W-5, L-5, T-1)

Date	SDS	Opp
S1	28	Northwestern (Iowa) 38
S8	39	Southwest State 6
S15	0	Mankato State 21
S22	26	at Youngstown State 6
S29	56	Western State 28
O6	21	at Augustana 21
O13	20	at North Dakota 28
O20	10	South Dakota 36
O27	14	North Dakota State 24
N3	16	Northern Iowa 0
N10	52	at Morningside 12
	283	240

1974 (W-6, L-5)

Date	SDS	Opp
S2	15	Northwestern (Iowa) 0
S7	45	Southwest State 10
S14	45	at Mankato State 14
S21	21	Youngstown State 35
S28	35	Augustana 6
O5	0	at North Dakota State 28
O12	55	North Dakota 6
O19	6	at South Dakota 20
O26	27	Morningside 8
N2	21	at Northern Iowa 22
N9	21	at Nevada-Las Vegas 24
	291	173

1975 (W-7, L-4)

Date	SDS	Opp
S6	49	Hamline 6
S13	10	Mankato State 0
S20	56	at Nebraska-Omaha 14
S27	17	at Augustana 31
O4	13	North Dakota State 8
O11	14	at North Dakota 35
O18	24	South Dakota 22
O25	17	at Morningside 0
N1	3	Northern Iowa 14
N8	23	at Nevada-Las Vegas 38
N15	38	at Youngstown State 21
	264	190

1976 (W-5, L-4, T-1)

Date	SDS	Opp
S4	1	*at St. Cloud State 0
S11	21	Western Illinois 28
S25	7	Northern Colorado 22
O2	0	at North Dakota State 13
O9	14	Morningside 0
O16	28	North Dakota 6
O23	17	at South Dakota 17
O30	16	at Northern Iowa 13
N6	19	at Weber State 52
N13	41	Augustana 25
	176	215

*St. Cloud won the game 39-13, then later had to forfeit.

1977 (W-5, L-4, T-1)

Date	SDS	Opp
S3	10	St. Cloud State 0
S10	23	at Western Illinois 6
S17	14	at Dayton (Ohio) 28
S24	34	Nebraska-Omaha 2
O1	14	North Dakota State 27
O8	44	at Morningside 20
O15	6	at North Dakota 6
O22	10	South Dakota 15
O29	12	Northern Iowa 23
N12	14	at Augustana 10
	181	137

1978 (W-5, L-6)

Date	SDS	Opp
S2	43	St. Cloud State 3
S9	7	at Louisville 54
S16	7	Moorhead State 12
S23	41	Morningside 17
S30	30	at North Dakota 19
O7	19	at Augustana 7
O14	7	South Dakota 24
O21	14	at Nebraska-Omaha 16
O28	10	at Northern Iowa 9
N4	26	North Dakota State 28
N18	21	at Portland State 42
	224	231

1979 (W-9, L-3)

NCAA Division II Playoffs

Date	SDS	Opp
S1	28	at St. Cloud State 7
S8	27	Wisconsin-Whitewater 7
S22	0	North Dakota 13
S29	28	Augustana 26
O6	26	South Dakota 21
O13	31	Nebraska-Omaha 14
O20	14	Northern Iowa 7
O27	14	at North Dakota State 38
N3	24	at Morningside 0
N10	33	at South Dakota 28
N17	27	at Idaho 13

NCAA Playoffs

Date	SDS	Opp
N24	7	at Youngstown State 50
	259	224

1980 (W-3, L-8)

Date	SDS	Opp
S6	17	St. Cloud State 0
S13	27	Western Illinois 33
S20	7	at Augustana 34
S27	21	South Dakota 13
O4	17	at Nebraska-Omaha 40
O11	7	at Northern Colorado 40
O18	16	North Dakota State 23
O25	17	Morningside 6
N1	13	at North Dakota 47
N8	7	at South Dakota 16
N15	17	at Portland State 48
	166	300

1981 (W-4, L-6)

Date	SDS	Opp
S5	40	St. Cloud State 3
S12	13	at Western Illinois 17
S19	21	South Dakota 20
S26	17	Nebraska-Omaha 10
O3	20	Northern Colorado 22
O10	24	at North Dakota State 48
O17	23	at Morningside 28
O24	28	North Dakota 16
O31	31	Augustana 34
N7	16	at South Dakota 28
	233	226



WAYNE HAENSEL

9 years, 45-52

1982 (W-4, L-6)

Date	SDS	Opp
S4	37	St. Cloud State 14
S11	20	South Dakota 7
S18	22	at Nebraska-Omaha 11
S25	14	at Northern Colorado 22
O2	3	North Dakota State 10
O9	35	Morningside 0
O16	13	at North Dakota 34
O23	10	at Augustana 13
O30	6	at South Dakota 31
N6	21	at Mankato State 23
	181	166

1983 (W-5, L-6)

Date	SDS	Opp
S3	21	Mankato State 14
S10	20	at Drake 3
S17	17	at Morningside 10
S24	28	at North Dakota 27
O1	22	St. Cloud State 24
O8	16	at Nebraska-Omaha 44
O15	12	North Dakota State 24
O22	13	Augustana 9
O29	23	South Dakota 48
N5	27	at Mankato State 30
N12	14	Northern Colorado 21
	213	258

1984 (W-3, L-8)

Date	SDS	Opp
S1	14	at Portland State 17
S8	27	Wisconsin-Stout 13
S15	25	Morningside 27
S22	7	North Dakota 46
S29	24	at St. Cloud State 12
O6	24	Nebraska-Omaha 27
O13	30	at North Dakota State 55
O20	42	at Augustana 14
O27	42	at South Dakota 45
N3	24	Mankato State 30
N10	29	at Wyoming 45
	288	331

1985 (W-7, L-4)

Date	SDS	Opp
S7	20	at Northern Arizona 24
S14	18	at South Dakota 33
S21	45	Nebraska-Omaha 28
S28	29	North Dakota 23
O5	25	at Morningside 14
O12	7	at North Dakota State 41
O19	24	South Dakota 12
O26	31	Augustana 19
N2	31	at Mankato State 38
N9	28	St. Cloud State 21
N16	23	at Northern Colorado 14
	281	267

YEAR-BY-YEAR SCORES

1986 (W-6, L-5)		
Date	SDS	Opp
S6	14	Wisconsin-Stevens Point 7
S13	14	South Dakota 26
S20	13	at Nebraska-Omaha 19
S27	52	at North Dakota 21
O4	24	Morningside 14
O11	7	North Dakota State 49
O18	39	at South Dakota 51
O25	40	at Augustana 7
N1	7	Mankato State 21
N8	44	at St. Cloud State 7
N15	31	at Northern Colorado 7
	285	229

1987 (W-5, L-5)		
Date	SDS	Opp
S5	21	at Central Missouri 17
S19	7	at North Dakota State 43
S26	21	South Dakota 30
O3	28	Nebraska-Omaha 24
O10	17	at Augustana 28
O17	38	Morningside 14
O24	10	at St. Cloud State 33
O31	24	North Dakota 9
N7	21	Northern Colorado 17
N14	21	Mankato State 26
	208	241

1988 (W-7, L-4)		
Date	SDS	Opp
S3	31	Central Missouri 24
S10	16	at Montana 41
S17	26	North Dakota State 55
S24	21	at South Dakota 22
O1	16	at Nebraska-Omaha 3
O8	37	Augustana 22
O15	49	at Morningside 10
O22	21	St. Cloud State 0
O29	34	at North Dakota 35
N5	28	Northern Colorado 3
N12	42	at Mankato State 10
	321	225

1989 (W-5, L-6)		
Date	SDS	Opp
S2	14	Southwest State 12
S9	14	at South Dakota 7
S16	23	at North Dakota 13
S23	12	North Dakota State 33
S30	12	at Mankato State 31
O7	13	South Dakota 35
O14	10	St. Cloud State 13
O21	20	at Augustana 29
O28	13	Morningside 12
N4	16	at Northern Colorado 21
N11	12	Nebraska-Omaha 10
	159	216

1990 (W-3, L-8)		
Date	SDS	Opp
S1	28	at Kearney State 35
S8	24	South Dakota 3
S15	21	North Dakota 24
S22	28	at North Dakota State 40
S29	15	Mankato State 33
O6	16	at South Dakota 14
O13	19	at St. Cloud State 37
O20	0	Augustana 31
O27	20	at Morningside 67
N3	21	Northern Colorado 24
N10	34	at Nebraska-Omaha 31
	226	339



MIKE DALY

6 years, 41-23

1991 (W-7, L-3)		
Date	SDS	Opp
S7	16	Kearney State 13
S14	19	at South Dakota 7
S21	10	at North Dakota 36
S28	0	North Dakota State 35
O5	21	at Nebraska-Omaha 13
O12	21	South Dakota 18
O19	27	Morningside 17
O26	31	at Augustana 20
N9	0	*Mankato State 23
N16	17	Northern Colorado 13
	162	195

*Game played at Vermillion

1992 (W-7, L-3)		
Date	SDS	Opp
S12	13	South Dakota 0
S19	3	North Dakota 14
S26	10	at North Dakota State 47
O3	21	Nebraska-Omaha 0
O10	31	at South Dakota 21
O17	1	*at Morningside 0
O24	14	Augustana 20
O31	14	at St. Cloud State 6
N7	34	Mankato State 30
N14	24	at Northern Colorado 20
	166	164

*Morningside won the game 6-2, but later forfeited.

1993 (W-7, L-4)		
Date	SDS	Opp
S4	48	at Montana 52
S11	56	Southwest State 12
S18	21	St. Cloud State 30
S25	17	at Northern Colorado 38
O2	30	at Morningside 20
O9	42	North Dakota State 30
O16	50	Nebraska-Omaha 10
O23	7	at South Dakota 29
O30	35	Augustana 25
N6	60	at Mankato State 42
N13	28	North Dakota 0
	394	288

1994 (W-7, L-4)		
Date	SDS	Opp
S3	32	Slippery Rock 28
S10	56	South Dakota Tech 6
S17	37	at St. Cloud State 17
S24	13	Northern Colorado 28
O1	56	Morningside 17
O8	39	at North Dakota State 52
O15	20	at Nebraska-Omaha 8
O22	26	South Dakota 10
O29	33	at Augustana 15
N5	17	Mankato State 18
N12	6	at North Dakota 32
	335	231

1995 (W-6, L-5)		
Date	SDS	Opp
S2	10	Northwest Missouri 6
S9	48	at South Dakota Tech 14
S16	37	Augustana 15
S23	10	St. Cloud State 34
S30	3	at North Dakota 14
O7	31	at South Dakota 3
O14	17	North Dakota State 26
O21	39	at Morningside 17
O28	14	Northern Colorado 23
N4	28	Nebraska-Omaha 44
N11	39	at Mankato State 32
	278	228

1996 (W-7, L-4)		
Date	SDS	Opp
S7	6	at Northwest Missouri 23
S14	56	South Dakota Tech 0
S21	27	at Augustana 14
S28	17	at St. Cloud State 13
O5	28	North Dakota 23
O12	28	South Dakota 17
O19	7	at North Dakota State 31
O26	31	Morningside 13
N2	6	at Northern Colorado 21
N9	17	at Nebraska-Omaha 19
N16	31	Mankato State 27
	254	201



JOHN STIEGELMEIER

23 years, 166-105

1 GWFC title (2007)

1 MVFC title (2016)

9 FCS playoff appearances
(2009, 2012-19)

1997 (W-4, L-6)		
Date	SDS	Opp
S13	17	at UC Davis 7
S20	7	at North Dakota 28
S27	7	Mankato State 21
O4	3	at South Dakota 21
O11	20	St. Cloud State 16
O18	21	at Nebraska-Omaha 31
O25	34	North Dakota State 27
N1	22	at Augustana 28
N8	7	Northern Colorado 17
N15	35	Morningside 20
	173	216

1998 (W-6, L-5)		
Date	SDS	Opp
S5	56	Wisconsin-Stout 13
S12	13	UC Davis 30
S19	6	North Dakota 20
S26	10	at Minn. State, Mankato 24
O3	24	South Dakota 10
O10	27	at St. Cloud State 0
O17	30	Nebraska-Omaha [2 OT] 27
O24	32	at North Dakota State 35
O31	31	Augustana 28
N7	24	at Northern Colorado 44

N14	41	*Morningside	13
	294		244

*Game played at Vermillion

1999 (W-8, L-3)		
Date	SDS	Opp
S2	35	at Grand Valley State 20
S11	59	at Wayne State (Neb.) 31
S18	38	Augustana 31
S25	18	at Northern Colorado 45
O2	34	Morningside 30
O9	34	at Minn. State, Mankato 28
O16	7	North Dakota State 28
O23	21	North Dakota 7
O30	34	at Nebraska-Omaha 40
N6	43	at South Dakota 30
N13	28	St. Cloud State 19
	351	309

2000 (W-6, L-5)		
Date	SDS	Opp
S2	36	Grand Valley State 27
S9	65	Wayne State (Neb.) 3
S16	25	at Augustana 24
S23	17	Northern Colorado 7
S30	51	Morningside 14
O7	17	Minnesota State, Mankato 21
O14	3	at North Dakota State 21
O21	0	at North Dakota 42
O28	7	Nebraska-Omaha 24
N4	28	South Dakota 41
N11	42	at St. Cloud State 31
	291	255

2001 (W-5, L-6)		
Date	SDS	Opp
S1	34	Ferris State 24
S8	21	at Chadron State 31
S15	17	at Nebraska-Omaha 28
S22	30	St. Cloud State 24
S29	9	at North Dakota 44
O6	28	at Western Washington 45
O13	31	Augustana 21
O20	38	at North Dakota State 45
O27	20	at South Dakota 3
N3	21	Northern Colorado 36
N10	35	Minnesota State, Mankato 0
	284	301

2002 (W-6, L-4)		
Date	SDS	Opp
S14	28	Chadron State 15
S21	38	Nebraska-Omaha 21
S28	24	at St. Cloud State 28
O5	13	North Dakota 21
O12	23	Western Washington 19
O19	33	at Augustana [3 OT] 39
O26	25	North Dakota State 20
N2	27	South Dakota 20
N9	17	at Northern Colorado 28
N16	39	at Minnesota State, Mankato 13
	267	224

2003 (W-7, L-4)		
Date	SDS	Opp
S6	20	Northwest Missouri 0
S13	23	at Winona State 30
S20	37	at Western Oregon 10
S27	0	at North Dakota State 24
O4	17	at Nebraska-Omaha 34
O11	24	North Dakota 25
O18	38	Minnesota State Mankato 6
O25	22	at South Dakota 11
N1	27	St. Cloud State 24
N8	42	Augustana 22
N15	47	Humboldt State 6
	297	192

YEAR-BY-YEAR SCORES

2004 (W-6, L-5)				2009 (W-8, L-4)				2013 (W-9, L-5)				2017 (W-11, L-3)			
Date	SDS		Opp	NCAA FCS Playoffs				NCAA FCS Playoffs				NCAA FCS Playoffs			
S4	0	at UC Davis	52	Date	SDS		Opp	Date	SDS		Opp	Date	SDS		Opp
S11	45	Winona State	20	S12	44	Georgia Southern	6	A31	55	Butler	14	A31	51	Duquesne	13
S18	38	Western Oregon	3	S19	41	Indiana State	0	S7	35	at North Dakota	28	S9	31	at Montana State	27
S25	31	at Southern	24	S26	38	at Illinois State	17	S14	34	Southeastern Louisiana	26	S16	51	Drake	10
O2	7	at Cal Poly	14	O3	14	at Cal Poly	21	S21	20	at Nebraska	59	S30	7	at Youngstown State	19
O9	24	North Dakota State	21	O10	24	at Missouri State	17	S28	0	North Dakota State	20	O7	49	Southern Illinois	14
O23	24	at Montana State	27	O17	28	North Dakota State	13	O5	24	Southern Illinois	27	O14	18	Northern Iowa	38
O30	7	at Georgia Southern	63	O24	24	Northern Iowa	14	O12	38	at Western Illinois	14	O21	62	at Missouri State	30
N6	38	Augustana	9	O31	17	at Youngstown State	3	O19	21	at Missouri State	35	O28	52	at Western Illinois	24
N13	17	at Southern Utah	[2 OT] 23	N7	15	Southern Illinois	34	O26	37	Northern Iowa	[2 OT] 34	N4	33	North Dakota State	21
N20	14	at Northern Colorado	7	N14	13	at Minnesota	16	N9	29	Indiana State	0	N11	27	Illinois State	[OT] 24
	245		263	N21	27	at Western Illinois	7	N16	27	at South Dakota	12	N18	31	at South Dakota	28
2005 (W-6, L-5)				NCAA Playoffs				NCAA Playoffs				NCAA Playoffs			
Date	SDS		Opp	N28	48	at Montana	61	N23	42	at Youngstown State	13	D2	37	Northern Iowa	22
S3	42	Wisconsin-La Crosse	13		333		209	N30	26	at Northern Arizona	7	D9	56	New Hampshire	14
S10	69	Valparaiso	6	2010 (W-5, L-6)				D7	17	at Eastern Washington	41	D16	16	at James Madison	51
S17	0	at Montana	7	Date	SDS		Opp		405		330		521		335
S24	16	Cal Poly	24	S11	3	at Delaware	26	2014 (W-9, L-5)				2018 (W-10, L-3)			
O1	12	at Texas State	42	S18	14	Illinois State	24	NCAA FCS Playoffs				NCAA FCS Playoffs			
O8	16	^UC Davis	14	S25	3	at Nebraska	17	Date	SDS		Opp	Date	SDS		Opp
O22	64	Missouri-Rolla	28	O2	14	at Northern Iowa	24	A30	18	at Missouri	38	S8	45	Montana State	14
O29	42	Georgia Southern	55	O9	33	Western Illinois	29	S6	44	Cal Poly	18	S15	90	Arkansas-Pine Bluff	6
N5	55	Southern Utah	7	O16	31	at Southern Illinois	10	S13	26	at Southern Utah	6	S29	17	at North Dakota State	21
N12	17	at North Dakota State	41	O23	30	Youngstown State	20	S20	41	Wisconsin-Oshkosh	3	O6	54	Indiana State	[OT] 51
N19	30	Northern Colorado	14	O30	30	at Indiana State	41	O4	10	at Illinois State	45	O13	36	Youngstown State	7
	363		251	N6	31	Missouri State	10	O11	32	Missouri State	28	O20	9	at Northern Iowa	24
^ Game played at Sioux Falls				N13	24	at North Dakota State	31	O18	31	at Northern Iowa	28	O27	38	at Illinois State	28
2006 (W-7, L-4)				N20	21	North Dakota	0	O25	27	Youngstown State	30	N3	59	Missouri State	7
Date	SDS		Opp		234		232	N1	17	at North Dakota State	37	N10	57	at Southern Illinois	38
S2	3	Wisconsin-La Crosse	17	2011 (W-5, L-6)				N8	32	at Indiana State	17	N17	49	South Dakota	27
S9	7	at Montana	36	Date	SDS		Opp	N15	59	Western Illinois	24	NCAA Playoffs			
S16	17	at Northern Iowa	27	S3	29	Southern Utah	28	N22	37	South Dakota	14	D1	51	Duquesne	6
S23	24	at Nicholls State	17	S10	3	at Illinois	56	NCAA Playoffs				D8	27	at Kennesaw State	17
S30	20	at McNeese State	17	S17	14	at Cal Poly	48	N29	47	at Montana State	40	D14	21	at North Dakota State	44
O7	20	Central Arkansas	7	S24	13	at Illinois State	20	D6	24	at North Dakota State	27		553		290
O21	29	at Cal Poly	28	O1	28	Indiana State	38		445		355	2019 (W-8, L-5)			
O28	22	UC Davis	21	O8	35	at Youngstown State	28	2015 (W-8, L-4)				NCAA FCS Playoffs			
N4	34	William Penn (Iowa)	3	O15	14	Northern Iowa	31	NCAA FCS Playoffs				Date	SDS		Opp
N11	31	at Southern Utah	21	O22	14	North Dakota State	38	Date	SDS		Opp	A29	21	at Minnesota	28
N18	28	at North Dakota State	41	O29	43	at Missouri State	[2 OT] 36	S5	41	at Kansas	38	S7	38	Long Island	3
	235		235	N5	45	Southern Illinois	34	S12	55	Southern Utah	10	S14	38	Drake	10
2007 (W-7, L-4)				N12	27	at Western Illinois	7	S26	34	Robert Morris (Pa.)	10	S21	43	Southern Utah	7
GWFC Champion					265		364	O3	7	North Dakota State	28	O5	28	Southern Illinois	10
Date	SDS		Opp	2012 (W-9, L-4)				NCAA FCS Playoffs				NCAA FCS Playoffs			
A30	26	at Western Illinois	[4 OT] 29	NCAA FCS Playoffs				NCAA FCS Playoffs				NCAA FCS Playoffs			
S8	17	at Youngstown State	23	Date	SDS		Opp	O10	24	Indiana State	7	O12	38	at Youngstown State	28
S15	17	Northern Iowa	31	S1	17	at Kansas	31	O17	38	at Youngstown State	8	O19	42	at Indiana State	23
S22	38	Texas State	3	S8	31	at Southeastern Louisiana	14	O24	7	Northern Iowa	10	O26	16	North Dakota State	23
S29	45	Stephen F. Austin	0	S15	12	UC Davis	8	O31	39	at Missouri State	0	N2	35	at Missouri State	14
O6	38	at Georgia Southern	41	S22	24	at Indiana State	10	N7	25	Illinois State	20	N9	18	Illinois State	27
O20	48	Cal Poly	35	S29	17	Missouri State	7	N14	30	at South Dakota	23	N16	38	Northern Iowa	7
O27	28	at UC Davis	21	O13	31	Western Illinois	10	N21	24	at Western Illinois	[2 OT] 30	N23	21	at South Dakota	24
N3	38	at Central Arkansas	10	O20	6	at Northern Iowa	27	NCAA Playoffs				NCAA Playoffs			
N10	52	Southern Utah	27	O27	41	Youngstown State	28	N28	17	at Montana	24	D7	10	Northern Iowa	13
N17	29	North Dakota State	24	N3	16	at Southern Illinois	12		341		208		386		217
	376		244	N10	17	at North Dakota State	20	2016 (W-9, L-4)				2020-21 (W-8, L-2)			
2008 (W-7, L-5)				N17	31	South Dakota	8	MVFC Champion				MVFC Champion			
Date	SDS		Opp	NCAA Playoffs				NCAA FCS Playoffs				NCAA FCS National Runner-Up			
A28	17	at Iowa State	44	NCAA Playoffs				Date	SDS		Opp	Date	SDS		Opp
S6	40	Youngstown State	7	N24	58	Eastern Illinois	10	S3	41	at TCU	59	F19	24	at Northern Iowa	20
S13	24	Western Illinois	22	D1	3	North Dakota State	28	S10	56	Drake	28	F27	17	at North Dakota	28
S20	20	at Northern Iowa	34		304		213	S17	31	Cal Poly	38	M6	45	Western Illinois	10
S27	50	at Stephen F. Austin	48					O1	52	Western Illinois	14	M13	19	Youngstown State	17
O4	44	McNeese State	[3 OT] 46					O8	45	at Southern Illinois	39	M20	44	at Southern Illinois	3
O18	28	Cal Poly	42					O15	19	at North Dakota State	17	A17	27	at North Dakota State	17
O25	49	at Indiana State	9					O22	24	Youngstown State	10	NCAA Playoffs			
N1	43	Missouri State	13					O29	21	at Illinois State	38	A24	31	Holy Cross	3
N8	52	Illinois State	21					N5	49	Missouri State	24	M2	31	Southern Illinois	26
N15	35	at Southern Illinois	38					N12	28	South Dakota	21	M8	33	Delaware	3
N22	25	at North Dakota State	24					N19	45	at Northern Iowa	24	M16	21	^Sam Houston	23
	427		348					NCAA Playoffs					292		150
								D3	10	Villanova	7	^ Game played at Frisco, Texas			
								D10	10	at North Dakota State	36	Season February-May due to COVID-19 pandemic			
									341		208				

SERIES RECORDS

OPPONENT	RECORD	LAST MTG	OPPONENT	RECORD	LAST MTG	OPPONENT	RECORD	LAST MTG
Arizona	0-1-0	1956	Indiana State	8-2-0	2019	St. Cloud State	25-8-0	2003
Arkansas-Pine Bluff	1-0-0	2018	Iowa State	0-3-0	2008	St. John's (Minn.)	0-1-0	1953
Arkansas State	1-1-0	1963	James Madison	0-1-0	2017	St. Louis University	1-1-0	1929
Augustana	43-15-2	2004	Kansas	1-2-0	2015	St. Norbert	1-1-0	1940
Bemidji State	3-1-0	1961	Kansas State	0-2-0	1960	St. Olaf	3-1-0	1950
Bradley	0-1-0	1949	Kennesaw State	1-0-0	2018	St. Thomas (Minn.)	5-2-0	1971
Buena Vista	2-1-0	1926	Long Island	1-0-0	2019	Sam Houston	0-1-0	2020-21
Butler	1-0-0	2013	Loras	0-3-0	1948	SDSU Army	1-0-0	1944
California-Davis	5-2-0	2012	Louisville	0-1-0	1978	Sioux Falls-City	0-2-0	1898
Cal Poly	3-6-0	2014	Loyola, Chicago	0-1-1	1930	Sioux Falls High	1-0-0	1900
Carleton College	2-2-0	1950	Luther	1-0-0	1936	Slippery Rock	1-0-0	1994
Catholic University	0-1-0	1933	Macalester	1-0-1	1920	South Dakota	55-51-7	2019
Central Arkansas	2-0-0	2007	Madison High	1-0-0	1905	South Dakota Mines	8-2-1	1996
Central (Iowa)	1-0-0	1947	Manitoba University	1-0-0	1946	USD-Springfield (Southern)	2-0-0	1931
Central Missouri	2-0-0	1988	Marquette	0-5-0	1958	Southeastern Louisiana	2-0-0	2013
Chadron State	1-1-0	2002	McNeese State	1-1-0	2008	Southern Illinois	9-3-0	2020-21
Cincinnati	0-1-0	1935	Michigan State	0-1-0	1924	Southern University (La.)	1-0-0	2004
Colorado State	0-2-0	1966	Minnesota	0-8-0	2019	Southern Utah	7-1-0	2019
Columbus College	2-0-2	1928	Minnesota B	1-0-0	1928	Southwest Minnesota State	4-0-0	1993
Concordia-Moorhead	0-1-1	1945	Minnesota-Duluth	1-1-0	1967	Stephen F. Austin (Texas)	2-0-0	2008
Creighton	6-3-1	1934	Minn. State, Mankato	15-19-0	2003	Tampa University (Fla.)	1-0-0	1967
Dakota State	3-0-1	1908	Minn. State, Moorhead	3-1-0	1978	TCU	0-1-0	2016
Dakota Wesleyan	12-9-2	1934	Minot State	0-1-0	1945	Texas State	1-1-0	2007
Dayton	0-1-0	1977	Missouri	0-1-0	2014	Toland's	1-0-0	1907
Delaware	1-1-0	2020-21	Missouri-Rolla	2-0-0	2005	Toledo	1-1-0	1962
DePaul	0-2-0	1937	Missouri State	11-1-0	2019	Trinity	1-0-0	1917
Des Moines University	1-0-0	1927	Montana	0-8-0	2015	Valparaiso	1-0-0	2005
Detroit University	1-1-0	1927	Montana State	5-10-0	2018	Villanova	1-0-0	2016
Drake	5-8-0	2019	Morningside	56-15-4	2000	Watertown-City	1-0-0	1898
Duquesne	2-1-0	2018	Nebraska	0-3-0	2013	Wayne State (Mich.)	1-2-0	1971
Eastern Illinois	1-0-0	2012	Nebraska-Kearney	1-1-0	1991	Wayne State (Neb.)	2-0-0	2000
Eastern Michigan	1-2-0	1971	Nebraska-Omaha	21-13-1	2003	Weber State	0-3-0	1976
Eastern Montana	1-0-0	1972	Nebraska Wesleyan	0-0-1	1925	Western State (Colo.)	1-0-0	1973
Eastern Washington	0-1-0	2013	Nevada-Las Vegas	0-2-0	1975	Western Illinois	11-5-0	2020-21
Emporia State	1-0-0	1951	New Hampshire	1-0-0	2017	Western Oregon	2-0-0	2004
Ferris State	1-0-0	2001	Nicholls State	1-0-0	2006	Western Union	2-0-0	1929
Flandreau-City	5-0-0	1904	North Dakota	34-47-5	2020-21	Western Washington	1-1-0	2002
Flandreau Indian	3-1-0	1907	North Dakota State	43-63-5	2020-21	West Texas State	0-1-0	1939
Fresno State	0-1-0	1964	Northern Arizona	1-1-0	2013	Wichita State	1-4-0	1955
Georgia Southern	1-3-0	2009	Northern Colorado	15-18	2005	William Penn (Iowa)	1-0-0	2006
Grand Valley State	2-0-0	2000	Northern Iowa	23-32-2	2020-21	Winona State	1-1-0	2004
Gustavus Adolphus	2-0-0	1936	Northern State	12-0-0	1941	Wisconsin	1-8-0	1937
Hamline	5-1-0	1975	Northwestern (Iowa)	1-1-0	1974	Wisconsin-La Crosse	3-2-0	2006
Hawaii	1-0-0	1926	Northwest Missouri State	3-1-0	2003	Wisconsin-Oshkosh	1-0-0	2014
Holy Cross	1-0-0	2020-21	Oklahoma City	0-1-0	1946	Wisconsin-Stevens Point	1-0-0	1986
Humboldt State	1-0-0	2003	Parsons	0-1-0	1965	Wisconsin-Stout	2-0-0	1998
Huron College	22-3-0	1929	Pipestone-City	2-0-0	1904	Wisconsin-Whitewater	1-0-0	1979
Idaho	1-0-0	1979	Portland State (Ore.)	0-3-0	1984	Wyoming	0-1-0	1984
Idaho State	2-0-0	1968	Quantico Marines	1-0-0	1972	Yankton College	9-4-1	1939
Illinois	0-1-0	2011	Regis (Colo.)	1-0-0	1927	Youngstown State (Ohio)	15-7-0	2020-21
Illinois State	5-5-0	2019	Robert Morris (Pa.)	1-0-0	2015	Total	619-470-38	

VERSUS 2020-21 OPPONENTS

OPPONENT	SERIES RECORD	CURRENT STREAK	LAST MEETING	LAST SDSU WIN	LAST OPPONENT WIN
Colorado State	0-2-0	L-2	L, 14-45 (9-24-1966)	—	45-14 (9-24-1966)
Lindenwood	First Meeting	—	—	—	—
Indiana State	8-2-0	W-6	W, 42-23 (10-19-2019)	42-23 (10-19-2019)	38-28 (10-1-2011)
Dixie State	First Meeting	—	—	—	—
Southern Illinois	9-3-0	W-6	W, 31-26 (5-2-2021)	31-26 (5-2-2021)	27-24 (10-5-2013)
Western Illinois	11-5-0	W-3	W, 45-10 (3-6-2021)	45-10 (3-6-2021)	30-24 [2 OT] (11-21-2015)
Northern Iowa	23-32-1	W-1	W, 24-20 (2-19-2021)	24-20 (2-19-2021)	13-10 (12-7-2019)
Youngstown State	15-7-0	W-3	W, 19-17 (3-13-2021)	19-17 (3-13-2021)	19-7 (9-30-2017)
North Dakota State	43-63-5	W-1	W, 27-17 (4-17-2021)	27-17 (4-17-2021)	23-16 (10-26-2019)
South Dakota	54-51-7	L-1	L, 21-24 (11-23-2019)	49-27 (11-17-2018)	24-21 (11-23-2019)
North Dakota	34-47-5	L-1	L, 17-28 (2-27-2021)	35-28 (9-7-2013)	28-17 (2-27-2021)

YEARLY LEADERS

RUSHING YARDS

Since 1950

YEAR	NAME	NET YARDS
1950	Warren Williamson	*1,014
1951	Pete Retzlaff	*1,016
1952	Pete Retzlaff	1,008
1953	Jerry Welch	803
1954	Jerry Welch	625
1955	Bob Betz	725
1956	Bob Betz	631
1957	Jim Vacura	455
1958	Al Breske	361
1959	Joe Thorne	395
1960	Joe Thorne	803
1961	Joe Thorne	958
1962	Gary Boner	497
1963	Gale Douglas	621
1964	Gale Douglas	570
1965	Gary Hyde	192
1966	Darwin Gonnerman	552
1967	Darwin Gonnerman	*1,023
1968	Darwin Gonnerman	1,023
1969	Tim Elliott	469
1970	Tim Keller	458
1971	Les Tuma	632
1972	Les Tuma	*1,061
1973	Les Tuma	1,052
1974	Kevin Kennedy	851
1975	Dick Weikert	602
1976	Paul Konrad	466
1977	Chuck Benson	879
1978	Gary Maffett	883
1979	Dan Johnson	814
1980	Brian Bunkers	561
1981	Brian Bunkers	555
1982	Rod Riehl	392
1983	Rick Wegher	685
1984	Rick Wegher	*1,317
1985	Dan Sonnek	*1,518
1986	Dan Sonnek	732
1987	Dan Sonnek	1,036
1988	Kevin Klapprodt	778
1989	Jamie Grosdidier	932
1990	Paul Klinger	542
1991	Paul Klinger	500
1992	Dan Nelson	568
1993	Dan Nelson	1,150
1994	Paul Klinger	867
1995	Scott Sievers	764
1996	Matt Brechler	565
1997	Brian Jost	357
1998	Josh Ranek	*1,881
1999	Josh Ranek	*2,055
2000	Josh Ranek	893
2001	Josh Ranek	1,804
2002	Scott Nedved	692
2003	Anthony Watson	974
2004	Anthony Watson	1,088
2005	Cory Koenig	987
2006	Anthony Watson	742
2007	Cory Koenig	1,266
2008	Kyle Minett	1,289
2009	Kyle Minett	1,304
2010	Kyle Minett	1,208
2011	Tyrel Kool	534
2012	Zach Zenner	2,044
2013	Zach Zenner	2,015
2014	Zach Zenner	2,019
2015	Brady Mengarelli	742
2016	Brady Mengarelli	754
2017	Brady Mengarelli	849
2018	Pierre Strong, Jr.	1,116
2019	Pierre Strong, Jr.	1,018
2020-21	Isaiah Davis	818

* indicates school record at the time

PASSING YARDS

Since 1950

YEAR	NAME	NET YARDS
1950	Herb Bartling	*411
1951	Bob Bressee	*443
1952	Forrest Zimmerman	248
1953	Phil Edwards	335
1954	Jerry Welch	*478
1955	Dick Steiner	*483
1956	Nig Johnson	*763
1957	Ron LaVallee	603
1958	John Meek	190
1959	Jim Vacura	264
1960	Dean Koster	686
1961	Dean Koster	*1,147
1962	Dean Koster	944
1963	Ron Meyer	1,091
1964	Ron Meyer	*1,385
1965	Ron Meyer	1,132
1966	Toc Anderson	576
1967	Bob Bozied	583
1968	Bob Bozied	849
1969	John Moller	998
1970	John Moller	833
1971	Fred Richardson	431
1972	John Tovar	952
1973	John Tovar	616
1974	Bill Mast	644
1975	Greg Hart	817
1976	Dick Weikert	1,227
1977	Gary Maffett	635
1978	Gary Maffett	1,049
1979	Gary Maffett	*1,429
1980	Marty Higgins	805
1981	Marty Higgins	935
1982	Mike Law	1,235
1983	Mike Law	*1,627
1984	Mike Busch	*2,426
1985	Mike Busch	*2,554
1986	Ted Wahl	2,542
1987	Ted Wahl	1,467
1988	Ted Wahl	1,928
1989	Shane Bouman	999
1990	Shane Bouman	1,281
1991	Shane Bouman	1,827
1992	Todd McDonald	1,743
1993	Todd McDonald	*2,715
1994	Bill Perron	1,116
1995	Bill Perron	2,077
1996	Noel Bouche'	1,640
1997	Noel Bouche'	1,242
1998	Noel Bouche'	1,065
1999	Andy Rennerfeldt	2,107
2000	Andy Rennerfeldt	2,005
2001	Dan Fjeldheim	2,268
2002	Dan Fjeldheim	2,663
2003	Brad Nelson	*3,141
2004	Brad Nelson	2,225
2005	Andy Kardoes	851
2006	Andy Kardoes	1,997
2007	Ryan Berry	2,132
2008	Ryan Berry	3,106
2009	Thomas O'Brien	1,448
2010	Thomas O'Brien	2,236
2011	Austin Sumner	2,382
2012	Austin Sumner	2,443
2013	Austin Sumner	2,999
2014	Zach Lujan	1,943
2015	Zach Lujan	1,861
2016	Taryn Christion	*3,714
2017	Taryn Christion	3,515
2018	Taryn Christion	3,020
2019	Keaton Heide	1,072
2020-21	Mark Gronowski	1,565

*Indicates school record performance

RECEIVING YARDS

Since 1950

YEAR	NAME	YARDS
1950	Marv Kool	257
1951	Marv Kool	*456
1952	Jack Richardson	269
1953	Homer Englund	231
1954	Jerry Acheson	180
1955	Incomplete records	
1956	Dal Eisenbraun	432
1957	Howie Rice	267
1958	Dick Raddatz	169
1959	Jerry Klocker	142
1960	Roger Eischens	275
1961	Roger Eischens	*470
1962	Wayne Rasmussen	381
1963	Wayne Rasmussen	463
1964	Ed Maras	430
1965	Mike Koltun	408
1966	Terry Sorensen	278
1967	Clyde Hagen	218
1968	Clyde Hagen	304
1969	Rick Dietz	413
1970	Tom Jones	236
1971	Tom Osterberg	217
1972	Phil Houser	*536
1973	Dennis Dickey	417
1974	Dick Weikert	404
1975	Dick Weikert	285
1976	Monte Mosiman	*839
1977	Monte Mosiman	534
1978	Lionel Macklin	*882
1979	Lionel Macklin	649
1980	Kerry Pearson	632
1981	Mike Ethier	664
1982	John Herman	497
1983	Mike Ethier	785
1984	Jeff Tiefenthaler	*906
1985	Jeff Tiefenthaler	*1,056
1986	Jeff Tiefenthaler	1,534
1987	J.D. Berreth	413
1988	J.D. Berreth	659
1989	J.D. Berreth	543
1990	Mike Myers	418
1991	Darren Baartman	552
1992	Mike Myers	446
1993	Matt Beier	830
1994	Jake Hines	529
1995	Rusty Lenners	708
1996	Nate Millerbernd	829
1997	Brett Beran	483
1998	Steve Heiden	742
1999	Brock Beran	655
2000	Brock Beran	529
2001	Josh Ranek	509
2002	Josh Davis	732
2003	Josh Davis	1,028
2004	Brian Janecek	710
2005	Josh Davis	813
2006	Micah Johnson	666
2007	JaRon Harris	664
2008	JaRon Harris	966
2009	Glen Fox	787
2010	Tyrel Kool	808
2011	Dale Moss	949
2012	Tyrel Kool	592
2013	Jason Schneider	1,088
2014	Jake Wieneke	1,404
2015	Jake Wieneke	1,472
2016	Jake Wieneke	1,316
2017	Jake Wieneke	1,111
2018	Cade Johnson	1,332
2019	Cade Johnson	1,222
2020-21	Jaxon Janke	473

* indicates school record at the time

YEARLY LEADERS

RECEPTIONS

Since 1950

YEAR	NAME	No.
1950	Marv Kool	18
1951	Marv Kool	18
1952	Homer Englund	18
1953	Stanton Uhler	9
1954	Jerry Acheson	10
1955	Incomplete records	
1956	Dal Eisenbraun	*24
1957	Howie Rice	15
1958	Dick Raddatz	8
1959	Jerry Klocker	6
1960	Roger Eischens	13
1961	Roger Eischens	*27
1962	Rogers Eischens	25
1963	Wayne Rasmussen	*29
1964	Ed Maras	*29
1965	Jack Rohrs	*37
1966	Darwin Gonnerman, Terry Sorensen	22
1967	Clyde Hagen	16
1968	Clyde Hagen	30
1969	Rick Dietz	26
1970	Tom Jones	25
1971	Phil Houser	14
1972	Phil Houser	33
1973	Dennis Dickey	33
1974	Dick Weikert	21
1975	Dick Weikert	22
1976	Monte Mosiman	*51
1977	Monte Mosiman	40
1978	Lionel Macklin	*51
1979	Lionel Macklin	46
1980	Kerry Pearson	37
1981	Mike Ethier	47
1982	Mike Ethier	31
1983	Mike Ethier	41
1984	Dennis Thomas	47
1985	Jeff Tiefenthaler	*54
1986	Jeff Tiefenthaler	*73
1987	Dan Sonnek	34
1988	Darren Baartman	33
1989	J.D. Berreth	26
1990	Darren Baartman/Darin Brickman	28
1991	Mike Myers	54
1992	Mike Myers	34
1993	Matt Beier	49
1994	Jake Hines	44
1995	Rusty Lenners	55
1996	Rusty Lenners	50
1997	Nate Millerbernd	44
1998	Steve Heiden	46
1999	Brock Beran	40
2000	Brock Beran	36
2001	Kris Garry	42
2002	Josh Davis	70
2003	Josh Davis	63
2004	Brian Janecek	52
2005	Josh Davis	49
2006	Micah Johnson	44
2007	JaRon Harris	40
2008	JaRon Harris	70
2009	Glen Fox	62
2010	Tyrel Kool	64
2011	Dale Moss/Aaron Rollin	61
2012	Tyrel Kool	47
2013	Jason Schneider	*78
2014	Jake Wieneke	73
2015	Jake Wieneke	72
2016	Dallas Goedert	*92
2017	Dallas Goedert	72
2018	Cade Johnson	67
2019	Cade Johnson	72
2020-21	Jaxon Janke	32

* indicates school record at the time

KICK RETURN YARDS

Since 1950

YEAR	NAME	YARDS
1950	Gene Cheever	136
1951	Pete Retzlaff	289
1952	Jerry Welch	427
1953	Jerry Welch	306
1954	Incomplete Records	
1955	Larry Korver	151
1956	Bob Betz	148
1957	Jim Vacura	270
1958	Al Breske	115
1959	Jim Vacura	146
1960	Jerry Klocker	225
1961	Casper Klucas	296
1962	Gary Boner	*601
1963	Reed Sanderson	222
1964	Reed Sanderson	*647
1965	Vern Schoolmeester	309
1966	Darwin Gonnerman	*725
1967	Darwin Gonnerman	396
1968	Darwin Gonnerman	720
1969	Tom Settje	358
1970	Tom Osterberg	299
1971	Phil Houser	338
1972	Phil Houser	490
1973	Les Tuma	460
1974	Sam Harris	368
1975	Bill Bunkers	262
1976	Jon Bly	146
1977	Ron Schneider	164
1978	Dan Johnson	233
1979	Dave Nissen	95
1980	Ron Schneider	417
1981	Rick Wegher	208
1982	Rick Wegher	428
1983	Rick Wegher	490
1984	Rick Wegher	*824
1985	Vince Mendez	515
1986	J.D. Berreth	311
1987	Garry Claytor	310
1988	Jamie Grosdidier	476
1989	Darin Brickman	324
1990	Darin Brickman	469
1991	Dean Herrboldt	342
1992	Dean Herrboldt	307
1993	Dean Herrboldt	599
1994	Dean Herrboldt	398
1995	Brett Beran	476
1996	Brett Beran	324
1997	Nate Millerbernd	251
1998	Brock Beran	560
1999	Brock Beran	609
2000	Kevin Brown	707
2001	Kevin Brown	468
2002	Kevin Brown	511
2003	Kevin Brown	379
2004	Micah Johnson	147
2005	JaRon Harris	333
2006	JaRon Harris	273
2007	Adam Monke	524
2008	Cole Brodie	675
2009	Cole Brodie	288
2010	Cole Brodie	423
2011	Zach Zenner	754
2012	Trevor Tiefenthaler	370
2013	Dom Wright	332
2014	Trevor Wesley	293
2015	Trevor Wesley	369
2016	Brady Mengarelli	556
2017	Cade Johnson	*839
2018	Cade Johnson	462
2019	Cade Johnson	195
2020-21	Isaiah Davis	228

* indicates school record at the time

SCORING LEADERS

Since 1950

YEAR	NAME	Pts.
1950	Warren Williamson	*84
1951	Pete Retzlaff	66
1952	Jerry Welch	72
1953	Jerry Welch	72
1954	Jerry Welch	71
1955	Incomplete Records	
1956	Dal Eisenbraun	48
1957	Ron LaVallee	42
1958	Dal Eisenbraun	48
1959	Joe Thorne, Brent Wika	18
1960	Joe Thorne	48
1961	Joe Thorne	74
1962	John Stone	51
1963	Gale Douglas	58
1964	Ed Maras	41
1965	Ed Maras	24
1966	Tod Macik	54
1967	Darwin Gonnerman	*102
1968	Darwin Gonnerman	97
1969	Max Sinclair	36
1970	Tim Keller	30
1971	Dean Krogman	32
1972	Les Tuma	66
1973	Mike Doty	69
1974	Dick Weikert	78
1975	Dick Weikert	66
1976	Monte Mosiman	36
1977	Gary Maffett	60
1978	Gary Maffett	48
1979	Tony Harris	64
1980	Tony Harris	50
1981	Russ Meier	69
1982	Mike Law, Ken Jensen	36
1983	Ken Jensen	45
1984	Rick Wegher	92
1985	Jeff Tiefenthaler	82
1986	Jeff Tiefenthaler	66
1987	Dan Sonnek	90
1988	Kevin Klapprodt	84
1989	Jamie Grosdidier	54
1990	Jamie Grosdidier	48
1991	Darren Baartman	42
1992	Adam Vinatieri	40
1993	Dan Nelson	96
1994	Paul Klinger	90
1995	Brett Gorden	59
1996	Rusty Lenners	54
1997	Brett Gorden	33
1998	Josh Ranek	78
1999	Josh Ranek	*170
2000	Scott Nedved	66
2001	Josh Ranek	138
2002	Scott Nedved	78
2003	Keith Witt	63
2004	Parker Douglass	65
2005	Parker Douglass	99
2006	Parker Douglass	67
2007	Cory Koenig	100
2008	Kyle Minett	112
2009	Kyle Minett	102
2010	Kyle Minett	74
2011	Aaron Rollin	42
2012	Justin Syrovatka	86
2013	Zach Zenner	150
2014	Zach Zenner	158
2015	Jay Carlson	83
2016	Jake Wieneke	96
2017	Jake Wieneke	104
2018	Chase Vinatieri	114
2019	Chase Vinatieri	68
2020-21	Cole Frahm	72

* indicates school record at the time

YEARLY LEADERS

INTERCEPTIONS

Since 1956

YEAR	NAME	No.
1956	Nig Johnson	*6
1957	Howie Rice	4
1958	Brent Wika	2
1959	Jim Vacura, Pat Kern	2
1960	John Stone	3
1961	Wayne Rasmussen	3
1962	Doug Peterson	4
1963	Wayne Rasmussen	*7
1964	Terry Sorensen, Gary Hyde	3
1965	Gene Vostad	3
1966	Jeff Chicoine	3
1967	Tom Ball	4
1968	Alan Allen	4
1969	Jim Kepainen, Chuck Kavanagh	3
1970	Rick Heard, Chuck Kavanagh	3
1971	Jim Heinitz, Don Johnson, Mike Kolling	2
1972	Charlie Clarksean	*9
1973	Charlie Clarksean, Mark Huelskamp	
	Doug Jackson, Steve Pier	3
1974	Mark Huelskamp	4
1975	Doug Jackson, Mark Samlaska	3
1976	Doug Jackson	3
1977	Bob Schmidt	4
1978	Randy Jones, Paul Kippley, Todd Richards	2
1979	Mike Breske	6
1980	Dan Dummermuth	4
1981	Dan Dummermuth	5
1982	Jim Smith	3
1983	Jim Smith	3
1984	Rick Wirtjes	7
1985	Gregg Schmidt, Howard Lansman	3
1986	Tom Sieh	4
1987	Dan Ziegler	5
1988	Jim Koeppel, Greg Osmundson	4
1989	Steve Severson	4
1990	Tom Haensel, Scott Lewis	
	Ken Tiefenthaler	3
1991	Jeff Ching, Doug Miller, Dave Peterson	3
1992	Dave Peterson	5
1993	Mark Struck	8
1994	Mike Jaunich	4
1995	Vic Sosa	3
1996	Sterne Akin, Mike Hunter, Joel Lensegrav	2
1997	Mike Struck	3
1998	Mike Hunter, Jason Melcher	2
1999	Casey Hillman	6
2000	Chris Reiner	4
2001	Kevin Brown, Scott Connot, Joe Ford,	
	Justin Landis	3
2002	Kevin Brown, Chris Coauette	3
2003	Scott Connot	4
2004	Chris Coauette	5
2005	Hank McCall	3
2006	Brock Gentile	3
2007	Tyler Koch	7
2008	Conrad Kjerstad	4
2009	Derek Domino, Conrad Kjerstad	5
2010	Cole Brodie	5
2011	Winston Wright	3
2012	Skyler Luxa	3
2013	Je Ryan Butler, Winston Wright	4
2014	Melvin Taveras	3
2015	Nick Farina, Jimmie Forsythe, Je Ryan Butler	2
2016	Dallas Brown	3
2017	Lorenzo Williams	4
2018	Zy Mosley	4
2019	Logan Backhaus, Michael Griffin II	4
2020-21	Joshua Manchigiah	4

* indicates school record at the time

TACKLES

Since 1978

YEAR	NAME	SOLO-AST-TOT
1978	Rick Reese	55-71 - 126
1979	Mike Breske, Mark Dunbar	90
1980	Tom Olson	57-55 - 112
1981	Tom Olson	53-37 - 90
1982	Dave Fremark	38-35 - 73
1983	Dave Fremark	50-38 - 88
1984	Todd Yackley	42-80 - 122
1985	Darrin Thurston	50-65 - 115
1986	Darrin Thurston	47-96 - 143
1987	Greg Osmundson	46-84 - 132
1988	Mike Rupert	31-68 - 99
1989	Greg Osmundson	55-72 - 126
1990	Tom Haensel	34-52 - 86
1991	Doug Miller	41-73 - 114
1992	Doug Miller	42-49 - 91
1993	Casey Rasmussen	37-44 - 81
1994	Tim Fogarty	34-55 - 89
1995	Tim Fogarty	33-63 - 96
1996	Chad Peters	36-63 - 99
1997	Sterne Akin	55-38 - 93
1998	Sterne Akin	73-35 - 108
1999	Chris Reiner	50-33 - 83
2000	Kyle Haroldson	60-24 - 72
2001	Justin Landis	60-20 - 80
2002	Scott Connot	46-32 - 76
2003	Scott Connot	54-40 - 94
2004	Chris Coauette	60-55 - 115
2005	Billy Ray Kirch	28-50 - 78
2006	Justin Kubesh	39-41 - 79
2007	Jimmy Rogers	47-63 - 110
2008	Jimmy Rogers	39-54 - 93
2009	Derek Domino	47-53 - 100
2010	Derek Domino	36-67 - 103
2011	Mike Lien	29-71 - 100
2012	Ross Sharfrath	88-62 - 150
2013	R.C. Kilgore	53-81 - 134
2014	T.J. Lally	52-65 - 117
2015	T.J. Lally	38-64 - 102
2016	Christian Rozeboom	58-74 - 132
2017	Christian Rozeboom	67-60 - 127
2018	Christian Rozeboom	53-52 - 105
2019	Christian Rozeboom	57-54 - 111
2020-21	Adam Bock	36-38 - 74

SACKS

Since 1978

YEAR	NAME	No.
1978	Mark Dunbar	21.0
1979	Eric Cohen	10.0
1980	Eric Cohen	8.0
1981	D. Knowlton, D. Larsen, E. Wilkins	4.0
1982	Dave Knowlton	5.0
1983	Jim Gray	4.5
1984	Todd Yackley	7.0
1985	Brian Sisley	5.0
1986	J.J. Weems, Darwin Bishop	4.0
1987	Darwin Bishop	3.0
1988	Darwin Bishop, Kevin Tetzlaff	6.5
1989	Kevin Tetzlaff	6.0
1990	Dan Hoke	5.0
1991	Dan Hoke	5.5
1992	Jim Remme	10.5
1993	Jim Remme	3.0
1994	Jason Aune	7.5
1995	Zach Carter	5.5
1996	Jeff Wolgamott	6.5
1997	Jeff Wolgamott	11.5
1998	Zach Carter	6.5
1999	Matt Peterson	2.0
2000	Phil Oksness	3.5
2001	Brandon Thiesse	3.5
2002	Dallas Clarksean	5.0
2003	Joey Abell	7.0
2004	Joey Abell	5.0
2005	Hank Goff	5.0
2006	Eric Schroeder	6.5
2007	Eric Schroeder	6.5
2008	Danny Batten	8.0
2009	Danny Batten	9.0
2010	Corey Jeske, Dirk Kool, Andy Mink	3.0
2011	Andy Mink	6.0
2012	David Hettiger, T.J. Lally, Doug Peete	6.0
2013	Chase Douglas	9.0
2014	Jack Sherlock	3.0
2015	Cole Langer	4.5
2016	Kellen Soulek	7.5
2017	Ryan Earith	5.0
2018	Ryan Earith	5.5
2019	Ryan Earith, Reece Winkelman	6.5
2020-21	Caleb Sanders	5.0

INDIVIDUAL RECORDS

RUSHING

ATTEMPTS

Game: 42, by Kevin Klapprodt at Nebraska-Omaha, 10-1-1988

Season: 351, by Zach Zenner, 2013

Career: 1,131, by Josh Ranek, 1997-2001

NET YARDS

Game: 295, by Zach Zenner vs. Eastern Illinois, 11-24-2012 (FCS playoff game); and at North Dakota, 9-7-2013

Season: 2,055, by Josh Ranek, 1999 (11 games)

Career: 6,744, by Josh Ranek, 1997-2001 (44 games)

Per Game, Season: 186.8, by Josh Ranek, 1999

Combined Yards By Two Opposing Backs - Game: 533, by Kevin Lowe, Wyoming (302) and Rick Wegher, SDSU (231), 11-10-1984

TOUCHDOWNS

Game: 8, by Ross Owen, vs. Columbus College, 1922

Season: 25, by Josh Ranek, 1999

Career: 62, by Josh Ranek, 1997-2001

PASSING

ATTEMPTS

Game: 63, by Taryn Christion, at Illinois State, 10-29-2016

Season: 434, by Taryn Christion, 2016

Career: 1,363, by Taryn Christion, 2015-18

COMPLETIONS

Game: 37, by Dan Fjeldheim (37-of-55) vs. St. Cloud State, 9-28-2002; and by Austin Sumner (37-of-54) vs. Northern Iowa, 10-15-2011

Season: 279 (of 434), by Taryn Christion, 2016

Career: 814, by Taryn Christion, 2015-18

INTERCEPTIONS THROWN

Game: 6, by Taryn Christion, at James Madison, 12-16-17

Season: 24, by Mike Law, 1983

Career: 46, by Mike Law, 1981-83

NET YARDS PASSING

Game: 466, by Taryn Christion, at Southern Illinois, 10-8-16

Season: 3,714, by Taryn Christion, 2016

Career: 11,535, by Taryn Christion, 2015-18

TOUCHDOWN PASSES

Game: 7, by Ryan Berry vs. Illinois State, 11-8-2008

Season: 35, by Taryn Christion, 2017

Career: 104, by Taryn Christion, 2015-18

TOTAL OFFENSE

ATTEMPTS

Game: 76 (63 pass, 13 rush, by Taryn Christion, at Illinois State, 10-29-2016

Season: 565, by Taryn Christion, 2016 (13 games)

Career: 1,771, by Taryn Christion, 2015-18

NET YARDS

Game: 475, by Taryn Christion, at Southern Illinois, 10-8-2016 (466 passing, 9 rushing)

Season: 4,049, by Taryn Christion, 2016 (13 games)

Career: 13,050, by Taryn Christion, 2015-18

Per Game Average, Season: 311.5, by Taryn Christion, 2016

Per Game Average, Career: 271.9, by Taryn Christion, 2015-18

RECEIVING

RECEPTIONS

Game: 16, by Josh Davis (164 yards) vs. Western Washington, 10-5-2002

Season: 92, by Dallas Goedert, 2016

Career: 288, by Jake Wieneke, 2014-17

YARDS

Game: 256, by Jeff Tiefenthaler at North Dakota, 9-27-1986 (12 receptions)

Season: 1,534, by Jeff Tiefenthaler, 1986

Career: 5,157, by Jake Wieneke, 2014-17

TOUCHDOWNS

Game: 4, by Don Bartlett vs. North Dakota State, 1949;

by Dallas Goedert, vs. Western Illinois, 10-1-2016; by

Jake Wieneke, vs. Duquesne, 8-31-2017; and by Cade

Johnson, vs. Montana State, 9-8-2018

Season: 17, by Cade Johnson, 2018

Career: 59, by Jake Wieneke, 2014-17

Consecutive Games Catching TD Pass: 14, by Jeff Tiefenthaler, from Oct. 27, 1984, through Nov. 9, 1985*

Games In Which Caught At Least One TD Pass: 35, by Jake Wieneke (53 games)

* Records were also NCAA Division II records at the time

SCORING

TOUCHDOWNS

Game: 8, by Ross Owen vs. Columbus College, 1922

Season: 28, by Josh Ranek, 1999

Career: 69, by Josh Ranek, 1997-2001, and by Zach Zenner, 2011-14

POINTS

Game: 48, by Ross Owen vs. Columbus College, 1922 (8 TDs)

Season: 170, by Josh Ranek, 1999 (28 TDs, 1 2-PAT)

Career: 426, by Josh Ranek, 1997-2001

POINTS KICKING

Game: 20, by Parker Douglass vs. Western Oregon, 9-18-2004 (6 FGs, 2 PATs)

Season: 108, by Chase Vinatieri, 2018 (14 FGs, 66 PATs)

Career: 362, by Chase Vinatieri, 2016-19 (47 FGs, 221 PATs)

EXTRA POINTS – KICK

Game: 11, by Chase Vinatieri, vs. Arkansas-Pine Bluff, 9-15-18

Season: 66, by Chase Vinatieri, 2018 (58-of-62)

Career: 221, by Chase Vinatieri, 2016-19

Attempts, Career: 234, by Chase Vinatieri, 2016-19

Best Percentage, Season: 1.000, by Chase Vinatieri, 2016 (56-of-56); Justin Syrovatka, 2014 (50-of-50); by Tony Harris, 1979 (28-of-28); by Russ Meier, 1981 (21-of-21), and by Parker Douglass, 2004 (29-of-29) and 2006 (22-of-22)

Best Percentage, Career: .987 (154-of-156), by Justin Syrovatka, 2011-14

Consecutive PAT, Season: 56, by Chase Vinatieri, 2016

Consecutive PAT, Career: 66, by Parker Douglass, 2005-07

FIELD GOALS

Game: 6, by Parker Douglas vs. Western Oregon, 9-18-2004 (34, 39, 27, 23, 43, 39)

Season: 19, by Parker Douglass, 2005 (19-of-26), and by Justin Syrovatka, 2014 (19-of-20)

Career: 62, by Parker Douglass, 2004-07

Attempts, Game: 8, by Parker Douglas vs. Western Oregon, 9-18-2004

Attempts, Season: 26, by Parker Douglass, 2005 (19 FGM)

Attempts, Career: 91, by Parker Douglass, 2004-07

Percentage, Season: .950, by Justin Syrovatka (19-of-20) (min. 10 attempts)

Percentage, Career: .764 (55-of-72), by Justin Syrovatka, 2011-14 (min. 20 attempts)

Consecutive Made: 16, by Justin Syrovatka, 2014

Longest: 57 yards, by Parker Douglass, vs. Stephen F. Austin (Texas), 9-29-2007, and by Chase Vinatieri, at Northern Iowa, 10-20-2018

PUNTING

Attempts, Game: 16, by Mike Doty at North Dakota, 10-9-1971

Season: 83, by Mike Doty, 1971 (35.6 average)

Average, Season: 44.8, by Tom O'Brien, 1997 (50 att.)

PUNT RETURNS

Season: 34, by Paul Aanonson, 2007

Career: 79, by Je Ryan Butler, 2012-15

Yards, Season: 482, by Paul Aanonson, 2007

Yards, Career: 798, by Paul Aanonson, 2004-07

INTERCEPTIONS

Game: 4, by Mike Jaunich vs. Morningside, 10-2-1993

Season: 9, by Charlie Clarksean, 1972

Career: 14, by Charlie Clarksean, 1970-73

SACKS

Game: 6, by Mark Dunbar vs. St. Cloud State, 9-2-1978

Season: 21, by Mark Dunbar, 1978

Career: 28, by Mark Dunbar, 1977-80

KICKOFF RETURNS

Game: 9, by Jerry Welch vs. Iowa State, 1952

Season: 36, by Rick Wegher, 1984

Career: 107, by Rick Wegher, 1981-84*

Yards, Game: 258, by Jerry Welch at Iowa State, 1952

Yards, Season: 839, by Cade Johnson, 2017

Yards, Career: 2,150, by Rick Wegher, 1981-84

* Record was also NCAA Division II record at the time

ALL-PURPOSE

ATTEMPTS

Game: 47, by Darwin Gonnerman vs. Augustana, 11-11-1967 (41 rushes, 2 rec., 3 PR, 1 KOR)

Season: 372, by Zach Zenner, 2013

Career: 1,221, by Zach Zenner, 2014

YARDS

Game: 371, by Josh Ranek at North Dakota State, 10-20-2001

Season: 2,608, by Josh Ranek, 2001

Career: 8,211 by Zach Zenner, 2011-14

LONGEST PLAYS

Run From Scrimmage: 99 yards, by Zach Zenner, at Kansas, 9-1-2012

Pass Play: 91 yards, Ted Wahl to Jeff Tiefenthaler, vs. St. Cloud State, 11-8-1986, and 91 yards, Austin Sumner to Jake Wieneke, at Indiana State, 11-8-2014

Punt Return: 95 yards, by Darwin Gonnerman, vs. North Dakota State, 10-1-1966

Kickoff Return: 100 yards, by Kevin Brown, vs. Minnesota State, Mankato, 11-16-2002, and by Tyrel Kool, vs. Western Illinois, 10-13-2012

Interception Return: 99 yards, by Tyler Koch, vs. Southern Utah, 11-10-2007

Punt: 88 yards, by Tim Hawkins, vs. Mankato State, 10-30-1989

TEAM RECORDS

RUSHING

ATTEMPTS

Game: 84, vs. Augustana, 1952

Season: 645, in 1973

YARDS

Game: 567, vs. Missouri-Rolla, 10-22-2005

Season: 3,685, in 1951 (10 games)

Fewest Net Yards, Game: minus-52, vs. North Dakota State, 10-16-1965

Fewest Net Yards, Season: 509, in 1965 (10 games)

PASSING

ATTEMPTS

Game: 63, at Illinois State, 10-29-2016

Season: 455, in 2017 (14 games)

COMPLETIONS

Game: 37, at St. Cloud State, 9-28-2002, and vs. Northern Iowa, 10-15-2011

Season: 285, in 2016 (13 games)

Per Game: 22.5, in 2008 (12 games)

INTERCEPTIONS THROWN

Game: 6, at Mankato State, 9-19-1970; vs. North Dakota State, 10-27-1973, and vs. South Dakota, 10-29-1983; at James Madison, 12-16-2017 [FCS playoff Game]

Season: 31, in 1983

Fewest, Season: 4, in 1963 (10 games), in 1955 (9 games) and 2020-21 (10 games)

YARDS

Game: 557, vs. Arkansas-Pine Bluff, 9-15-2018

Season: 3,803, in 2016 (13 games)

TOUCHDOWN PASSES

Game: 8, vs. Arkansas-Pine Bluff, 9-15-2018

Season: 35, in 2017 and 2018

TOTAL OFFENSE

ATTEMPTS

Game: 100, vs. Morningside, 10-17-1987 (64 rush, 36 pass)

Season: 952, in 2013 (14 games)

YARDS

Game: 926, vs. Arkansas-Pine Bluff, 9-15-2018

Season: 6,247, in 2018 (13 games)

Per Game: 480.5, in 2018

SCORING

POINTS

Game: 90, vs. Arkansas-Pine Bluff, 9-15-2018

Season: 553 in 2018 (13 games)

Per Game: 42.5 in 2018 (553 points in 13 games)

Margin of Victory: 85 vs. Columbus College, 1922

Game, Both Teams: 109 by Montana (61) vs. SDSU (48), 11-28-2009 [FCS playoff Game]

FIRST DOWNS

MOST - GAME

Total: 37, at Wyoming, 11-10-1984, and vs. North Dakota, 9-28-1985

Rushing: 30, at Morningside, 10-8-1977

Passing: 20, vs. South Dakota, 9-14-1986, and at Illinois State, 10-29-2016

FEWEST - GAME

Total: 3, at Morningside, 11-6-1971

Rushing: 0, vs. North Dakota State, 9-28-2013

Passing: 0, nine times (last: vs. South Dakota, 9-27-1980)

2021 Jackrabbit Football

FIRST DOWNS — OPPONENT

MOST — GAME

Total: 35, by TCU, 9-3-2016

Rushing: 27, by Georgia Southern, 10-29-2005

Passing: 22, by TCU, 9-3-2016

FEWEST — GAME

Total: 2, by Hamline, 9-6-1975

Rushing: 0, by Hamline, 9-6-1975

Passing: 0, seven times (last: by North Dakota, 11-1-1980)

Note: In the 1955 SDSU-South Dakota game, neither team had a first down by passing

PUNTING

ATTEMPTS

Game: 16, vs. North Dakota, 10-9-1971 (40.0 avg)

Season: 86, in 1971 (34.4 average)

AVERAGE (min. 3 attempts)

Game: 55.0, at Delaware, 9-11-2010 (4-220), and vs. Illinois State, 11-9-2019 (3-165)

Season: 42.5, in 2018 (56 attempts)

PUNT RETURNS

ATTEMPTS

Game: 8, vs. St. Cloud State, 9-23-1961

Season: 44, in 1961 (407 yards)

YARDS

Game: 128, vs. St. Cloud State, 9-23-1961

Season: 572, in 1962 (41 returns)

Average, Season: 15.1, in 1955 (18 returns)

KICKOFF RETURNS

ATTEMPTS

Game: 10, vs. Arizona, 9-29-1956 (164 yards)

Season: 52, in 1966

YARDS

Game: 281, vs. Northern Colorado, 9-25-1993

Season: 1,093, in 1966

Average, Season: 27.8, in 1973 (33 returns)

FUMBLES

TOTAL FUMBLES

Game: 11, vs. North Dakota, 1952 (lost 5) and vs. North Dakota State, 10-20-1951 (lost 7)

Season: 62, in 1952 (9 games)

FUMBLES LOST

Game: 7, vs. North Dakota State, 10-20-1951 (11 fumbles), vs. North Dakota State, 1952 (8 fumbles), vs. Morningside, 1952 (8 fumbles), vs. Northern Colorado, 9-25-1976 (7 fumbles).

Season: 39, in 1952 (9 games)

FUMBLES — OPPONENT

TOTAL FUMBLES

Game: 10, by Quantico Marines, 11-18-1972 (lost 5)

Season: 46, in 1972

FUMBLES LOST

Game: 7, by South Dakota, 1950 (7 fumbles); by Augustana, 1953 (8 fumbles); by North Dakota State, 1953 (7 fumbles); by North Dakota State, 10-24-1959 (7 fumbles)

Season: 25, in 1972 (46 fumbles), in 1952 (33 fumbles) and in 1950 (37 fumbles)

INTERCEPTION RETURNS

TOTAL INTERCEPTIONS

Game: 6, vs. Augustana, 1950, and vs. St. Cloud State, 1952

Season: 27, in 1993

YARDS

Game: 171, vs. Southern Utah, 11-10-2007 (5 returns)

Season: 469, in 2007 (19 returns)

PENALTIES

TOTAL PENALTIES

Game: 15, vs. Morningside, 9-30-2000 (159 yards), vs. St. Cloud State, 9-22-2001 (139) and vs. Northern Colorado, 11-20-2004 (153 yards)

Fewest, Game: 0, vs. Mankato State, 11-14-1964, and vs. Delaware, 5-8-2021

Season: 90, in 2018 (for 732 yards in 13 games)

YARDS

Game: 159, vs. Morningside, 9-30-2000 (15 penalties)

Season: 887, in 2000 (86 penalties in 11 games)

PENALTIES — OPPONENT

NUMBER

Game: 19, by McNeese State (La.), 9-30-2006

Season: 84, in 2000

YARDS

Game: 174, by McNeese State (La.), 9-30-2006 (19 penalties)

Season: 772, in 2000

Fewest, Game: 1, for 1 yard, by Morningside, 11-2-1957

PENALTIES — BOTH TEAMS

NUMBER

Game: 26, by SDSU (12 for 113 yards) vs. Nebraska-Omaha (14 for 133 yards), 10-28-2000; and by SDSU (7 for 80 yards) at McNeese State (La.) (19 for 174 yards), 9-30-2006

Season: 254, by SDSU (80) at McNeese State (La.) (174), 9-30-2006

YARDS

Game: 254, by SDSU (80) at McNeese State (La.) (174), 9-30-2006

OTHER OPPONENT RECORDS

RUSHING

Most Yards, Game: 484, by Georgia Southern, 10-29-2005

Fewest Yards, Game: minus-42, by Western Oregon, 9-18-2004

Most Yards, Season: 2,604, in 1964 (10 games)

Fewest Yards, Season: 1,061, in 1955 (9 games)

PASSING

Most Yards, Game: 525, by Mankato State, 1993

Fewest Yards, Game: 0, by South Dakota, 1951; by Arizona, 1962, and by North Dakota, 1980

Most Yards, Season: 3,073, in 2013

Fewest Yards, Season: 1,688, in 1955 (9 games)

Most Attempts, Game: 71, by Mankato State, 1993

Most Completions, Game: 39 by Mankato State, 1993

Most Completions, Season: 257 in 2016 and 2017

Most TD Passes, Game: 6 by South Dakota, 1968

Most TD Passes, Season: 23 in 1968

Fewest TD Passes, Season: 2 in 1952 (10 games) and in 1959 (9 games)

CAREER PASSING YARDS

1. Taryn Christion, 2015-18	11,535
2. Austin Sumner, 2011-14	9,458
2. Ryan Berry, 2005-08	6,023
3. Ted Wahl, 1985-88	6,016
4. Brad Nelson, 2001-04	5,382
5. Andy Rennerfeldt, 1997-2000	5,377
6. Dan Fjeldheim, 1999-2002	5,176
8. Todd McDonald, 1990-93	4,999
9. Mike Busch, 1984-85	4,980
10. Shane Bouman, 1988-91	4,163

SINGLE-SEASON PASSING

1. Taryn Christion, 2016	3,714
2. Taryn Christion, 2017	3,515
3. Brad Nelson, 2003	3,141
4. Ryan Berry, 2008	3,106
5. Taryn Christion, 2018	3,020
6. Austin Sumner, 2013	2,999
7. Todd McDonald, 1993	2,715
8. Dan Fjeldheim, 2002	2,663
9. Mike Busch, 1985	2,554
10. Ted Wahl, 1986	2,542

CAREER PASSING TOUCHDOWNS

1. Taryn Christion, 2015-18	104
2. Austin Sumner, 2011-14	65
3. Ryan Berry, 2005-08	56
4. Brad Nelson, 2001-04	47
5. Ted Wahl, 1985-88	43
6. Ron Meyer, 1963-65	41
7. Todd McDonald, 1990-93	36
8. Noel Bouché, 1996-98	36
9. Dan Fjeldheim, 1999-2002	32
Andy Rennerfeldt, 1997-2000	32

SINGLE-SEASON

PASSING TOUCHDOWNS

1. Taryn Christion, 2017	35
2. Taryn Christion, 2018	32
3. Ryan Berry, 2008	30
Taryn Christion, 2016	30
5. Brad Nelson, 2003	27
6. Todd McDonald, 1993	25
7. Brad Nelson, 2004	20
8. Ron Meyer, 1963	19
Ryan Berry, 2007	19
Austin Sumner, 2013	19

CAREER RUSHING YARDS

1. Josh Ranek, 1997-2001	6,744
2. Zach Zenner, 2011-14	6,548
3. Kyle Minett, 2007-10	4,277
4. Anthony Watson, 2003-06	3,712
5. Dan Sonnek, 1984-87	3,304
6. Les Tuma, 1970-73	3,018
7. Cory Koenig, 2004-07	2,990
8. Pierre Strong, Jr., 2018-present	2,841
9. Brady Mengarelli, 2014-17	2,677
10. Darwin Gonnerman, 1966-68	2,598

SINGLE-SEASON RUSHING

1. Josh Ranek, 1999	2,055
2. Zach Zenner, 2012	2,044
3. Zach Zenner, 2014	2,019
4. Zach Zenner, 2013	2,015

5. Josh Ranek, 1998	1,881
6. Josh Ranek, 2001	1,804
7. Dan Sonnek, 1985	1,518
8. Rick Wegher, 1984	1,317
9. Kyle Minett, 2009	1,304
10. Kyle Minett, 2008	1,289

CAREER RUSHING TOUCHDOWNS

1. Josh Ranek, 1997-2001	62
2. Zach Zenner, 2011-14	61
3. Kyle Minett, 2007-10	47
4. Jerry Welch, 1951-54	34
5. Dan Sonnek, 1984-87	32
6. Scott Nedved, 1998-2002	30
7. Anthony Watson, 2003-06	29
8. Darwin Gonnerman, 1966-68	26
Taryn Christion, 2015-18	26
10. Cory Koenig, 2004-07	25

SINGLE-SEASON RUSHING TOUCHDOWNS

1. Josh Ranek, 1999	25
2. Zach Zenner, 2013	23
3. Zach Zenner, 2014	22
4. Josh Ranek, 2001	18
5. Kyle Minett, 2009	16
6. Dan Nelson, 1993	15
Paul Klinger, 1994	15
Cory Koenig, 2007	15
9. Kevin Klapprodt, 1988	14
Kyle Minett, 2008	14

CAREER TOTAL OFFENSE

1. Taryn Christion, 2015-18	13,050
2. Austin Sumner, 2011-14	9,284
2. Ted Wahl, 1985-88	7,245
3. Josh Ranek, 1997-2001	6,745
4. Zach Zenner, 2011-14	6,548
5. Ryan Berry, 2005-08	5,971
6. Andy Rennerfeldt, 1997-2000	5,765
8. Gary Maffett, 1977-79	5,282
9. Todd McDonald, 1990-93	5,248
10. Brad Nelson, 2001-04	5,218

SINGLE-SEASON TOTAL OFFENSE

1. Taryn Christion, 2016	4,049
2. Taryn Christion, 2017	4,015
3. Taryn Christion, 2018	3,353
4. Brad Nelson, 2003	3,056
5. Ryan Berry, 2008	3,009
6. Austin Sumner, 2013	2,987
7. Ted Wahl, 1986	2,965
8. Todd McDonald, 1993	2,937
9. Mike Busch, 1985	2,517
10. Mike Busch, 1984	2,417

CAREER RECEPTIONS

1. Jake Wieneke, 2014-17	288
2. Josh Davis, 2002-05	225
3. Dallas Goedert, 2014-17	198
4. Jason Schneider, 2011-14	175
5. Jeff Tiefenthaler, 1983-86	173
6. Cade Johnson, 2017-19	162
7. JaRon Harris, 2005-08	152
Glen Fox, 2006-09	152
9. Aaron Rollin, 2009-12	140
10. Tyrel Kool, 2009-12	138

SINGLE-SEASON RECEPTIONS

1. Dallas Goedert, 2016	92
2. Jason Schneider, 2013	78
Jake Wieneke, 2016	78
4. Jeff Tiefenthaler, 1986	73
Jake Wieneke, 2014	73
6. Jake Wieneke, 2015	72
Dallas Goedert, 2017	72
Cade Johnson, 2019	72
9. Josh Davis, 2002	70
JaRon Harris, 2008	70

CAREER RECEIVING YARDS

1. Jake Wieneke, 2014-17	5,157
2. Jeff Tiefenthaler, 1983-86	3,621
3. Josh Davis, 2002-05	3,192
4. Dallas Goedert, 2014-17	2,988
5. Cade Johnson, 2017-19	2,872
6. Jason Schneider, 2011-14	2,404
7. JaRon Harris, 2005-08	2,241
8. Rusty Lenner, 1993-96	1,942
9. Aaron Rollin, 2009-12	1,878
10. J.D. Berreth, 1986-88	1,868

SINGLE-SEASON RECEIVING YARDS

1. Jeff Tiefenthaler, 1986	1,534
2. Jake Wieneke, 2015	1,472
3. Jake Wieneke, 2014	1,404
4. Cade Johnson, 2018	1,332
5. Jake Wieneke, 2016	1,316
6. Dallas Goedert, 2016	1,293
7. Cade Johnson, 2019	1,222
8. Dallas Goedert, 2017	1,111
9. Jason Schneider, 2013	1,088
10. Jeff Tiefenthaler, 1985	1,056

CAREER RECEIVING TOUCHDOWNS

1. Jake Wieneke, 2014-17	59
2. Jeff Tiefenthaler, 1983-86	32
3. Cade Johnson, 2017-19	28
4. Josh Davis, 2002-05	26
5. JaRon Harris, 2005-08	24
6. Dallas Goedert, 2014-17	21
7. Jason Schneider, 2011-14	20
8. Rusty Lenner, 1993-96	17
9. J.D. Berreth, 1986-89	16
10. Wayne Rasmussen, 1961-63	15
Glen Fox, 2006-09	15

SINGLE-SEASON RECEIVING TOUCHDOWNS

1. Cade Johnson, 2018	17
2. Jake Wieneke, 2014	16
Jake Wieneke, 2016	16
Jake Wieneke, 2017	16
5. Jeff Tiefenthaler, 1985	13
6. Jeff Tiefenthaler, 1986	11
JaRon Harris, 2008	11
Jake Wieneke, 2015	11
Dallas Goedert, 2016	11
10. Glen Fox, 2008	10
Jason Schneider, 2013	10

CAREER SCORING

1. Josh Ranek, 1997-2001	426
2. Zach Zenner, 2011-14	416
3. Chase Vinatieri, 2016-19	374
4. Jake Wieneke, 2014-17	362
5. Kyle Minett, 2007-10	330
6. Parker Douglass, 2004-07	321
7. Justin Syrovatka, 2011-14	319
8. Jerry Welch, 1951-54	221
9. Darwin Gonnerman, 1966-68	217
10. Brett Gorden, 1995-98	214

SINGLE-SEASON SCORING

1. Josh Ranek, 1999	170
2. Zach Zenner, 2014	158
3. Zach Zenner, 2013	150
4. Josh Ranek, 2001	138
5. Chase Vinatieri, 2018	114
6. Kyle Minett, 2008	112
7. Justin Syrovatka, 2014	107
8. Jake Wieneke, 2017	104
9. Chase Vinatieri, 2017	103
10. Darwin Gonnerman, 1967	102
Kyle Minett, 2009	102
Cade Johnson, 2018	102

CAREER FIELD GOALS

1. Parker Douglass, 2004-07	62
2. Justin Syrovatka, 2011-14	55
3. Chase Vinatieri, 2016-19	47
4. Brett Gorden, 1995-98	36
5. Peter Reifenrath, 2008-10	34
6. Adam Vinatieri, 1991-94	27
7. Tony Harris, 1977-80	23
K.C. Johnson, 1984-86	23
Keith Witt, 2002-03	23
10. Dan DeLaHunt, 1974-76	17

SINGLE-SEASON FIELD GOALS

1. Parker Douglass, 2005	19
• 19-26, LG 54	
Justin Syrovatka, 2014	19
• 19-20, LG 46	
3. Justin Syrovatka, 2012	18
• 18-22, LG 48	
4. Russ Meier, 1981	16
• 16-21 (led nation), LG 49	
Parker Douglass, 2007	16
• 16-22, LG 57	
Peter Reifenrath, 2008	16
• 16-22, LG 42	
7. Parker Douglass, 2006	15
• 15-21, LG 53	
Jay Carlson, 2015	15
• 15-22, LG 47	
9. Brett Gorden, 1998	14
• 14-22, LG 45	
Chase Vinatieri, 2018	14
• 14-21, LG 57	

CAREER TACKLES

1. Christian Rozeboom, 2016-19	475
2. Greg Osmundson, 1986-89	435
3. T.J. Lally, 2012-15	415
4. J.D. Alexander, 1971-74	393
5. Darrin Thurston, 1984-87	340
6. Mark Huelskamp, 1972-75	328
7. Sterne Akin, 1995-98	325
8. Doug Miller, 1989-92	322
9. Chris Coauette, 2001-04	313
10. Jimmy Rogers, 2006-09	312

Note: Tackles not officially recognized as an NCAA statistic until 2000

SINGLE-SEASON TACKLES

Since 2000

1. Ross Shafrath, 2012	150
2. R.C. Kilgore, 2013	134
3. Christian Rozeboom, 2016	132
4. Christian Rozeboom, 2017	127
5. T.J. Lally, 2014	117
6. Chris Coauette, 2004	115
7. Christian Rozeboom, 2019	111
8. Jimmy Rogers, 2007	110
Jesse Bobbit, 2016	110
10. T.J. Lally, 2012	107

CAREER TACKLES FOR LOSS

1. Danny Batten, 2006-09	52.5
2. Jeff Wolgamott, 1993-97	52.0
3. Ted Ortale, 1985-88	50.0
4. Zach Carter, 1994-95, 97-98	38.0
5. Mark Dunbar, 1977-80	35.0
Eric Schroeder, 2005-08	35.0
7. Joey Abell, 2001-04	33.5
8. Jason Aune, 1992, 94-96	32.5
Eric Cohen, 1978-80	32.0
10. Ryan Earith, 2016-19	30.0

SINGLE-SEASON TACKLES FOR LOSS

Since 2000

1. Danny Batten, 2009	17.0
2. Joey Abell, 2003	14.5
Danny Batten, 2008	14.5
4. Eric Schroeder, 2007	13.5
Doug Peete, 2012	13.5
6. Chase Douglas, 2013	12.5
7. Danny Batten, 2007	12.0
Marshall Peugh, 2013	12.0
9. Joey Abell, 2004	11.0
10. Eric Schroeder, 2006	10.5
Doug Peete, 2013	10.5
Christian Rozeboom, 2018	10.5

CAREER SACKS

1. Mark Dunbar, 1977-80	28.0
2. Jeff Wolgamott, 1993-97	27.0
3. Danny Batten, 200-09	23.0
4. Ryan Earith, 2016-19	19.0
5. Eric Cohen, 1978-80	18.0
6. Darwin Bishop, 1985-88	17.5
Jim Remme, 1990-93	17.5
Eric Schroeder, 2005-08	17.5
9. Zach Carter, 1994-95, 97-98	16.5
10. Kevin Tetzlaff, 1988-91	15.0

Note: Sacks became an official statistic in 1978

SINGLE-SEASON SACKS

1. Mark Dunbar, 1978	21.0
2. Jeff Wolgamott, 1997	11.5
3. Jim Remme, 1992	10.5
4. Eric Cohen, 1979	10.0
5. Danny Batten, 2009	9.0
Chase Douglas, 2013	9.0
7. Eric Cohen, 1980	8.0
Danny Batten, 2008	8.0
9. Jason Aune, 1994	7.5
Kellen Soulek, 2016	7.5

CAREER INTERCEPTIONS

1. Charlie Clarksean, 1970-73	14
2. Mark Struck, 1991-95	13
3. Mike Jaunich, 1991-94	12
Wayne Rasmussen, 1961-63	12
5. Dan Dummermuth, 1979-81	11
6. Mike Breske, 1976-80	10
Jim Smith, 1982-83	10
Greg Osmundson, 1986-89	10
Chris Coauette, 2001-04	10
Tyler Koch, 2004-07	10
Conrad Kjerstad, 2007-10	10
Je Ryan Butler, 2012-15	10

SINGLE-SEASON INTERCEPTIONS

1. Charlie Clarksean, 1972	9
2. Mark Struck, 1993	8
3. Wayne Rasmussen, 1963	7
Jim Smith, 1983	7
Rick Wirtjes, 1984	7
Mike Jaunich, 1993	7
Tyler Koch, 2007	7
8. Arnold "Nig" Johnson, 1956	6
Mike Breske, 1979	6
Casey Hillman, 1999	6

TOP PERFORMANCES

SINGLE-GAME PASSING YARDS

1. Taryn Christion (32-51-0, 466, 5)466
• at Southern Illinois, 10-8-2016
2. Dan Fjeldheim (37-55-1, 460, 2)460
• at St. Cloud State, 9-28-2002
3. Taryn Christion (33-63-3, 430, 2)430
• at Illinois State, 10-29-2016
4. Austin Sumner (16-28-0, 395, 3)395
• vs. South Dakota, 11-22-2014
Zach Lujan (25-43-2, 395, 3)395
• vs. Robert Morris (Pa.), 9-26-2015
6. Todd McDonald (17-28-1, 388, 4)388
• at Mankato State, 11-6-2003
7. Taryn Christion (26-41-1, 386, 5)386
• at Western Illinois, 10-28-2017
8. Mike Busch (26-45-3, 379, 2)379
• vs. Morningside, 9-15-1984
9. Austin Sumner (20-31-0, 377, 4)377
• at Missouri State, 10-29-2011
10. Thomas O'Brien (28-45-3, 376, 2)376
• at Cal Poly, 9-17-2011

SINGLE-GAME RUSHING YARDS

1. Zach Zenner33 carries, 295 yds.
• vs. Eastern Illinois, 11-24-2012 [FCS playoffs]
Zach Zenner37 carries, 295 yds.
• at North Dakota, 9-7-2013
3. Josh Ranek41 carries, 291 yds.
• vs. St. Cloud State, 11-13-1999
4. Josh Ranek39 carries, 282 yds.
• at North Dakota State, 10-24-1998
5. Zach Zenner34 carries, 278 yds.
• at Southeastern Louisiana, 9-8-2012
6. Dan Sonnek41 carries, 268 yds.
• vs. Northern Colorado, 11-16-1985
7. Dan Sonnek40 carries, 266 yds.
• vs. Augustana, 10-26-1985
8. Cory Koenig21 carries, 259 yds.
• vs. Cal Poly, 10-20-2007
9. Josh Ranek26 carries, 254 yds.
• at North Dakota State, 10-20-2001
10. Pierre Strong, Jr.17 carries, 253 yds.
• vs. South Dakota, 11-17-2018

SINGLE-GAME TOTAL OFFENSE

1. Taryn Christion (466 pass, 9 rush)475 yds.
• at Southern Illinois, 10-8-2016
2. Taryn Christion (430 pass, 26 rush)456 yds.
• at Illinois State, 10-29-2016
3. Taryn Christion (303 pass, 141 rush)444 yds.
• at North Dakota State, 10-15-2016
4. Dan Fjeldheim (460 pass, -18 rush)442 yds.
• at St. Cloud State, 9-28-2002
5. Ted Wahl (316 pass, 123 rush).....439 yds.
• at North Dakota, 10-29-1988
6. Ted Wahl (370 pass, 64 rush).....434 yds.
• at South Dakota, 10-18-1986
7. Marty Higgins (315 pass, 109 rush)424 yds.
• at Augustana, 10-23-1982
8. Taryn Christion (386 pass, 37 rush)423 yds.
• at Western Illinois, 10-28-2017
9. Noel Bouché (350 pass, 66 rush)416 yds.
• vs. North Dakota State, 10-25-1997
10. Zach Lujan (395 pass, 9 rush)404 yds.
• vs. Robert Morris (Pa.), 9-26-2015

SINGLE-GAME RECEIVING YARDS

1. Jeff Tiefenthaler12 rec., 256 yds.
• at North Dakota, 9-27-1986
2. Jeff Tiefenthaler14 rec., 234 yds.
• at South Dakota, 10-18-86
3. Jeff Tiefenthaler10 rec., 233 yds.
• at Morningside, 10-5-1985
4. Jake Wieneke11 rec., 205 yds.
• vs. Southern Utah, 9-12-2015
5. Dallas Goedert8 rec., 204 yds.
• vs. Western Illinois, 10-1-2016
6. Nate Millerbernd9 rec., 202 yds.
• vs. Mankato State, 11-16-1996
7. Cade Johnson7 rec., 198 yds.
• at Southern Illinois, 11-10-2018
8. Jake Wieneke8 rec., 196 yds.
• at Texas Christian, 9-3-2016
9. Josh Davis9 rec., 187 yds.
• vs. North Dakota, 10-11-2003
10. Jake Wieneke8 rec., 183 yds.
• vs. Missouri State, 10-11-2014

SINGLE-GAME RECEPTIONS

1. Josh Davis16 rec., 164 yds.
• vs. Western Washington, 10-12-2002
2. Jeff Tiefenthaler14 rec., 234 yds.
• at South Dakota, 10-18-1986
3. Jeff Tiefenthaler12 rec., 256 yds.
• at North Dakota, 9-27-1986
Josh Davis12 rec., 138 yds.
• at Southern (La.), 9-25-2004
Glen Fox12 rec., 101 yds.
• vs. Southern Illinois, 11-7-2009
Dallas Goedert12 rec., 108 yds.
• at Southern Illinois, 10-8-2016
7. Wayne Rasmussen11 rec., 150 yds.
• at Arkansas State, 11-16-1963
Darren Baartman11 rec., 138 yds.
• vs. Northern Colorado, 11-16-1991
Rusty Lenners11 rec., 114 yds.
• at North Dakota, 9-30-1995
Josh Davis11 rec., 155 yds.
• at St. Cloud State, 9-28-2002
Josh Davis11 rec., 99 yds.
• at Winona State, 9-13-2003
Brian Janeczek11 rec., 141 yds.
• vs. Augustana, 11-6-2004
Trevor Tiefenthaler11 rec., 139 yds.
• at Eastern Washington, 12-7-2013 [FCS playoffs]
Jake Wieneke11 rec., 205 yds.
• vs. Southern Utah, 9-12-2015
Dallas Goedert11 rec., 150 yds.
• at North Dakota State, 10-15-2016
Dallas Goedert11 rec., 118 yds.
• at Illinois State, 10-29-2016
Dallas Goedert11 rec., 132 yds.
• at Montana State, 9-9-2017
Dallas Goedert11 rec., 117 yds.
• at South Dakota, 11-18-2017
Cade Johnson11 rec., 74 yds.
• vs. Illinois State, 11-9-2019

SINGLE-GAME TACKLES

Since 2000

1. T.J. Lally20
• at North Dakota State, 11-1-2014
Christian Rozeboom20
• at Southern Illinois, 10-8-2016
3. Mike Lien18
• at North Dakota State, 11-12-2010
Ross Shafrath18
• at North Dakota State, 12-1-2012 [FCS Playoffs]
Christian Rozeboom18
• at Missouri State, 10-21-2017
6. Justin Landis17
• at Nebraska-Omaha, 10-4-2003
Scott Connot17
• vs. St. Cloud State, 11-1-2003
Corey Jeske17
• vs. Western Illinois, 10-9-2010
Ross Shafrath17
• vs. Youngstown State, 10-27-2012
R.C. Kilgore17
• vs. North Dakota State, 9-28-2013
T.J. Lally17
• at Western Illinois, 11-21-2015
12. Justin Landis16
• vs. Northern Colorado, 11-3-2001
Chris Johnson16
• vs. Southern Utah, 11-10-2007
Anthony Wise16
• at Delaware, 9-12-2010
Derek Domino16
• at Nebraska, 9-25-2010
Ross Shafrath16
• at Kansas, 9-1-2012
Jesse Bobbit16
• vs. Cal Poly, 9-17-2016
18. Chris Coauette15
• vs. North Dakota State, 10-9-2004
Andrew Hoogveen15
• vs. Georgia Southern, 10-29-2005
Jimmy Rogers15
• vs. UC Davis, 10-28-2006
Conrad Kjerstad15
• vs. Southern Illinois, 11-7-2009
Ross Shafrath15
• at North Dakota State, 11-10-2012
R.C. Kilgore15
• at Nebraska, 9-21-2013
R.C. Kilgore15
• at Western Illinois, 10-12-2013
R.C. Kilgore15
• vs. Northern Iowa, 10-26-2013

-A-

Aamot, Merle 1954
Aanderud, Jake 2019
Aanonson, Paul 2005-07
Abbott, Chris 2002-03
Abbott, Cleve 1912-13-14-15
Abell, Joey 2001-02-03-04
Acheson, Dave 1957-58-59
Acheson, Jerry 1954-55
Adams, Greg 1987-88-89-90
Ahrens, Travis 2002-03-04
Akin, Sterne 1995-96-97-98
Alder, Lloyd 1927-28-29
Alexander, J.D. 1971-72-73-74
Alfred, Brad 1976-77-78
Alfredson, George 1957-58
Allen, Alan 1967-68-69
Amen, Howard 1949-50
Amundson, Thad 1996-97-98
Anderson, Adam 2016-17-18-19
Anderson, Arley 1941
Anderson, Arlin 1951-52-53
Anderson, Charles 1948-49-50
Anderson, Craig 1982
Anderson, Dana 1979-80
Anderson, Erling 1948-49
Anderson, Gale 1939-40-46
Anderson, Greg 1978
Anderson, Kenneth 1940
Anderson, Leon 1916
Anderson, Leon 1939-40-41
Anderson, Matt 1998-99-00-01
Anderson, Matt 2005-06-07
Anderson, Quentin 1939-40
Anderson, Richard 1953
Anderson, Roger 1950-51-52
Anderson, Tom 1966-67
Andrews, Brandon 2013-14-15
Andries, William 1933-34
Arcadi, Matt 2000
Archer, Tom 1939-40
Armstrong, Larry 1969
Arndt, Alfred 1932-33-34
Arnold, Loren 1928
Ashmore, Kenneth 1953-54
Atkinson, Ray 1905-06-07-08-09
Aune, Jason 1992-94-95-96

-B-

Baartman, Darren 1988-89-90-91
Backhaus, Logan 2017-18-19-20
Backlund, Harold 1951-52-53-54
Backman, Adolph 1920-21-22
Bacon, Spec 1919
Bade, Aaron 1956
Bainbridge, Neal 2003-04-05-06
Baker, Harry 1927-28-29
Baldwin, Dan 1986-89
Balfany, Jack 1933
Ball, Thomas 1967
Balster, Chris 2014-15-16-17
Banasiak, Christian 2016
Bandy, Kenneth 1946
Barber, Mark 1934-35
Barber, Mike 1992-93-94-95
Barkley, Lester 1940-41
Barnes, Duane 1966-67
Barnett, Matt 2020
Barrett, Austin 2017
Barrick, Steve 1983
Bartels, Dan 1976-77
Bartlett, Donald 1948-49-50
Bartling, Herb 1947-48-49-50
Bartling, Jay 1973
Basham, Ross 2008-09-10
Bass, Ian 2020
Batten, Danny 2006-07-08-09
Bauer, Canyon 2020
Bauman, Dan 1995-96
Baxa, Fred 1933

Bazata, Steven 2006-07-08-09
Beanum, Dalys 2020
Beck, Brad 1998-99-00
Beck, Chris 1996-97-98
Beier, Bruce 1954-55
Beier, Matt 1992-93-94-96
Bell, Gerald 1941-42-46
Bell, Lowell 1948
Bender, Casey 2007-08-09
Benedetto, Vince 2010-11-12-13
Benson, Austin 2014
Benson, Chuck 1975-76-77-78
Benson, Gifford 1930-31-32
Benson, LeRoy 1963-64-65
Beran, Brett 1994-95-96-97
Beran, Brock 1997-98-99-2000
Berg, Jarek 2017-18-19
Bergan, LeRoy 1958
Berreth, J.D. 1986-87-88-89
Berry, Matt 1996-97-98-99
Berry, Ryan 2005-07-08
Bertram, August 1947-48-49
Bertram, Jake 1946
Betz, Bob 1954-55-56
Beyer, Alex 2008-09-10
Bibby, Erwin 1907-08-09-10
Bibby, F.J. 1911
Bidingier, Dave 1982-83-85
Biegert, Howard 1923-24-25-26
Bies, Orval 1944-45
Biggerstaff, Brian 1988-89-90
Billings, Roger 1942
Bishop, Darwin 1985-86-87-88
Blackbourn, Mike 2003-04
Blackman, Joseph 2006-08-09
Blalark, Frank 1999-2002
Blasius, Turner 2019
Blaze, Francis 1956-57-58
Blazey, Matt 1976
Blekinger, Loren 1946
Bloom, Taylor 2014-15
Bloom, Tom 1987-88-89-90
Blum, Jared 2015-16
Bly, Jon 1975-76-77-78
Boardman 1927
Bobbitt, Jesse 2013-14-15-16
Bock, Adam 2020
Boden, Lynn 1971-72-73-74
Boetel, Mike 1989-90-91-92
Bohlinger, Jay 1992-93-94-96
Bondhus, Leland 1958-59-60
Boner, Gary 1962
Bonnell, Marty 1973
Bonus, Ray 1981-82
Bonwell, Jason 2006-07
Booth, Adam 1996-97-98
Bottum, Tim 1998
Bouche', Noel 1996-97-98
Bouman, Shane 1988-89-90-91
Bowar, Earl 1937
Bowers, Harold 1926
Bowers, Zacharia 2010-11
Bowles, Fred 1905-06
Bowyer, Dale 1948-49-50
Bozied, Bob 1966-67-68
Braa, Emery 1953-54
Brandt, Andrew 2000-01
Braun, Don 1940
Brechler, Matt 1996-97
Breland, Kevin 1979-80
Breske, Alois 1956-57-58
Breske, Mike 1979-80
Bressee, Robert 1949-50-51
Brevik, Arnold 1926
Breyfogle, Collin 1991-92-93
Breyfogle, Scott 2003-04-05-06
Brickman, Darin 1986-88-89-90
Bridenstine, David 1969
Brill, Arden 1936-37-38

Brink, Ryan 1993-94-95
Broadhurst, Tom 1954-57
Brockschus, Ross 1983-84
Brodie, Cole 2007-08-09-10
Bromberg, Nickolas 1930-31-32
Brooks, Ray 1908
Brown, Andrew 2012-13
Brown, Dallas 2013-14-15-16
Brown, Don 1939
Brown, Don 1964
Brown, Edward 1947-48
Brown, Jacob 2016-17-18-19
Brown, Jordan 2015-16-17-18
Brown, Kevin 2000-01-02-03
Brown, Levi 2018
Brown, Walker 1996
Bruss, Barry 1988-89
Brown, Robert 1947
Buchholtz, Josh 1998-99-00-01
Buchner, Zach 2010-11
Buck, Jim 1986-88
Buller, Gary 1972-73-74
Bunch, Woody 1972-73
Bunkers, Bill 1975-76
Bunkers, Brian 1979-80-81
Burckhardt, Dennis 1958
Burckhardt, Reed 2005-06-07
Burdett, William 1917-19
Burke, Bryan 2012-13
Burns, Tim 1989-90-91-92
Busch, Mike 1984-85
Bushey, Alfred 1913
Buss, Mike 1964-65-66
Butler, Je Ryan 2012-13-14-15
Bylander, Ervin 1941-42

-C-

Cade, Kevin 1982-83-84
Cadwell, Lacey 1911-12-13
Cady, Emerson 1923
Callender, Daniel 2017
Campbell, Brock 2005-06-07-08
Campbell, Deyon 2018-19
Campbell, Zach 2003-04
Canfield, William 1974-75
Cary, Eugene 1920-21-22
Carlisle, Martin 1925
Carlson, Jay 2012-13-14-15
Carlson, Steve 1951
Carmody, Mike 1980-81
Carr, Donald 1930-31
Carr, Robert 1937-38
Carr, Robert 1963
Carr, Nick 2014-16
Carr, Trey 2014
Carter, Jim 1953-54-55
Carter, Zach 1994-95-97-98
Castle, Will 2010-11-12
Catlett, Bland 1911
Cavanaugh, George 1984
Cavanaugh, Skyler 2017-19-20
Cave, Brad 2001
Cave, Dale 1984-85
Chadderdon, Abe 1974-75
Chandler, Dana 1988-89
Chappell, Vincent 1912-13
Charlson, Don 1975-76-77
Cheever, Eugene 1948-49-50
Chicoine, Jeff 1965-66-67
Chilcott, Ralph 1905-06-07-08
Ching, Jeff 1989-90-91
Christensen, Brad 1979-80-81
Christensen, Douglas 1948
Christenson, Ron 1973-74-75
Christie, Roland 1928-29
Christon, Taryn 2015-16-17-18
Christner, Jeremy 2017-18
Christopherson, Merrith 1945-46
Clabes, Ray 1923
Clancy, Don 1940-41

Clare, Dominique 2008-10-11
Clark, Matt 2015-16-19
Clarksean, Charlie 1971-72-73
Clarksean, Dallas 2000-01-02
Claytor, Garry 1987
Clemens, Jim 1986
Coauette, Chris 2001-02-03-04
Cochart, Colin 2007-08-09-10
Coffey, Frank 1921-22
Coffey, Robert 1921-22-23-24
Cohen, Eric 1978-79-80
Collinge, Vernie 1916
Connot, Scott 2001-02-03
Convey, Dan 1984-85
Cook, Arnold 1941-46-47
Cook, William 1947-48-49
Cooney, Judd 1957-59
Coplan, Max 1916
Corning, Leon 1946-47
Cotter, James 1968
Cox, Dalton 2015-16-17-18
Cox, Dave 1971-72
Craddock, Richard 1949-50-51
Craig, Beverly 1946-47-48-49
Craig, Jim 1957-58
Crandall, Steve 1965
Cravens, Chad 1990-92
Crawford, Ryan 2008-09
Cron, Steve 1977-78-79
Cronin, Joe 1967
Cross, George 1923-24
Crumly, Preston 2004-05-06-07
Cunningham, Daniel 1959-60-61
Cunningham, Michael 1999
Cuppy, Casey 2010

-D-

Daiss, Mike 1979-80
Dalthorp, Charles 1917-19
Daniel, Mikey 2016-17-18-19
Daughters, Seth 2009-10-12
Davis, Isaiah 2020
Davis, Jeff 2002-03-04
Davis, Josh 2002-03-04-05
Day, Tim 1985
Deaver, Kasey 2003-04-05
DeBerg, Jarvis 1979-80-81
DeBoer, Harvey 1944-45
DeBoom, Kermit 1958-59
Decker, Doug 1978-79-80
Decker, Jim 1971-72-73
Dee, Dennis 1962-63-64
DeGeest, Derek 2001-02
Dei, Ruey 2006
deKramer, Kristoff 1999
DeLaHunt, Dan 1974-75-76
Delbridge, Chet 2003
Delbridge, Shane 1999-2001-02-03
DeMartra, Tyler 2018-19
Demers, John 1984-85
Denevan, Tom 1989-90

Denhart, Cecil 1905-06-07
Denker, Roger 1953-54
DePriest, Jarod 2020
DeVaney, Jim 1960-61
Devanney, Vince 1942
DeVery, John 1929
DeWitt, John 1946-47-48-49
Dickey, Dennis 1972-73
Diehl, Wallace 1933-34-35
Dierkhising, Darrick 1995
Dierks, Dean 1984-85-86
Diesch, Mark 1982-83-84-85
Dietterle, Jamie 1998-99
Dietz, Rick 1966-68-69
Dinkel, Ben 2019-20
Doblar, Chris 2005-06-07
Dolan, Mark 1980-81-82
Domandle, Jack 2018
Domino, Derek 2007-08-09-10
Dorgan, Zach 2018
Dorman, Jim 1972-73
Dosh, Walter 2002
Doty, Mike 1971-72-73
Douglas, Chase 2010-11-12-13
Douglas, Dalton 2017
Douglas, Gale 1962-63-64
Douglas, Gordon 1932-34
Douglass, Parker 2004-05-06-07
Dragash, Nickolas 1935-36-37
Dralle, Greg 1981-82-83-84
Duffy, Tyler 2008-09-10
Duitscher, Dan 1985-86-87-88
Dummermuth, Dan 1979-80-81
Dunbar, Mark 1977-78-79-80
Duncanson, Kenneth 1938
Dunn, John 1916
During, Elman 1941-42
Durkin, Pat 1964-65-66
Durland, Bob 1950-51-52
Durland, Tom 1941-42-47
Dwyer, Jim 1961-62-63
Dykhous, Dana 1976-77-78
Dykhous, Dan 2004-05-06
Dyson, James 1938

-E-

Earith, Ryan 2016-17-18-19
Edwards, Phillip 1953
Egge, Gustav 1907
Eggers, Arthur 1926
Eggers, Bob 1924-26
Eggers, Douglas 1949-50-51
Eggers, John 1928
Eichstadt, Scott 1973-74-75
Eide, Lance 2017-18-19
Eidsmoe, Marble 1913
Eidsness, John 1967
Eischens, Roger 1960-61-62
Eisenbraun, Dal 1955-56
Eitrem, Jeff 1977-78-79
Eitriem, Richard 1952



Neal Bainbridge, left, and Micah Johnson were selected to play in the Hula Bowl following the 2006 season.

LETTERMEN

-E- (cont.)

Ekberg, Alvin 1938-39
Ekeren, Jesse 2008
Ekern, Bob 1924-25-26
Elder, Erin 1992
Elfering, Steve 1988-89-90
Eliaison, Jay 1977-78-79
Ellingson, Link 1977-78-79
Elliott, Tim 1968-69-70
Ellwanger, Bob 1969-70-71
Elmore, Charles 2012-13
Elrod, Gene 1987-88-89
Emmerich, James 1937-38-39
Emmerich, Rollins 1934-35
Engen, Robert 1946
Engle, Phil 1970-71-72
Englemann, Weert 1927-28-29
Engler, Leonard 1938-39-40
Englund, Brad 1973-74-75
Englund, Homer 1948-49-50-52
Epps, James 2004-05
Erickson, Jake 2002
Erickson, Mitch 2004-05-06-07
Erickson, Paul 1975-76-77
Erickson, Ronald 1951-52-53-54
Estes, John 1995
Ethier, Mike 1981-82-83
Evans, Al 1951-52-53
Evans, David 1934-35
Evans, Diamond 2019
Evans, Warren 1939-40
Evans, William 1917
-F-
Farina, Nick 2014-15-16-17
Farley, Greg 1985-86-87-88
Farrand, Lyle 1962-63-64
Fast, Ben 1999-2000-01-02
Fawcett, Rodney 1961
Fejfar, Adolph 1957
Feller, Erich 2008-09-10-11
Fenn, Benjamin 1921-22
Fenner, Vick 1936
Fennig, Dave 1963
Ferdig, Mark 1991
Fergen, James 1937-38
Fick, Jon 2009-10-11-12
Finnes, Tyler 2014-15
Fischer, Brian 2007-08-09-10
Fischer, Clayton 1974-75-76
Fischer, Donald "D.J." 2002-03-04-05
Fischer, Paul 2003-05
Fisher, Gary 1983
Fisher, Max 1915
Fisher, Mike 1951
Fitzgibbons, Tom 1955-56
Fitzsimmons, Josiah 2011-12
Fjeldheim, Dan 2000-01-02
Flanigan, Vance 1995
Flesner, Nick 2005-06-07-08
Floyd, Chris 1989-90

Flyger, Mike 1973
Fogarty, Tim 1992-93-94-95
Foley, Scott 1990
Ford, Joe 2000-01-02
Forsythe, Jimmie 2012-13-14-15
Fosher, Cory 1999-2000
Foster, Mike 1995
Foster, Nathan 1998-99-00
Fox, Glen 2006-07-08-09
Fox, Merle 1905
Frahm, Cole 2019-20
Frain, Austin 2007
Franci, Caleb 2020
Francois, Rodney 2000-01-02-03
Frandsen, George 1926-28
Frandsen, Hugh 1933-34
Frank, Don 1957-58
Frank, Ronald 1959-60-61
Franz, Pete 1954
Franzen, Cody 1998-99-2000-01
Frazier, Monty 1967
Frederickson, Chip 1995-96-97
Freed, James 1947
Fremark, Dave 1980-81-82-83
Friberg, Elmore 1940-45
Frick, Cyril 1959-60
Fridley, Harry 1915
Fritz, Adam 2006-07-08
Fritze, Matt 2002
Fujan, Ron 1976-77-78

-G-

Gabriel, Ben 1957
Gage, William 1915
Gales, DyShawn 2019-20
Gall, Mike 1980
Galvin, Jeff 1987-88-89
Gandy, Jordan 2019
Gandy, Reggie 2012-13-14-15
Gant, Brandon 2008-10-11
Gardner, Don 2018-19-20
Garry, Jerome 1976-77-78
Garry, Kris 1999-2000-01
Gary, Jim 1982
Gaughran, Dick 1959-60-61
Gaul, Milo 1954-55
Gaul, Ray 1959-60
Gearhart, Blake 1990-91-92
Gee, George 1915
Gehant, George 1940-41-42
Geissler, Stefan 2007-08
Genant, Wes 2016-17-18-20
Gentile, Brock 2004-05-06-07
Gentile, Jake 2011-12-13-14
Gibbons, Harry 1948-49-50
Gibbs, J'Bore 2019
Gibson, Taylor 2012-13
Gieneart, Les 1950-51-52
Gilbert, Arthur 1917
Gilbert, Bob 1942
Gilbert, Paul 1946-47

Gilbertson, Mike 1965
Gillen, Scott 2005-06-07-08
Gimbel, Greg 1966-67-68
Ginsberg, Isadore 1933-34
Girard, Dave 1966-67
Gissler, Cory 1973-74-75
Glasrud, Dave 1963-64-65
Goble, Jeff 1990-91-92
Godley, David 2011-12
Goedert, Dallas 2014-15-16-17
Goff, Hank 2005
Goldstein, Sidney 1935
Gonnerman, Darwin 1966-67-68
Gorden, Brett 1995-96-97-98
Gosmire, Edgar 1949-50-51
Gottlob, Shayne 2014-15-16
Gouch, Britton 2006
Granger, Paul 1908-09-10
Grath, Bob 1940-46
Gray, Jim 1981-83
Greene, William 1957
Greeneway, Evan 2017-18-19
Greenfield, Garret 2019-20
Greger, Trevor 2011-12-13-14
Grein, John 1966-67-68
Greving, Luke 2005-06-07-08
Griffen, Ed 1945
Griffin II, Michael 2019-20
Grimlie, Matt 2006
Grohs, Eugene 1946-47
Gronowski, Mark 2020
Grosdidier, Jamie 1988-89-90-91
Gruetzmacher, Jon 2018-19-20
Guida, Lou 1950-51-52
Gukeisen, Terry 1963-64
Guthmiller, Clay 1970-71-72

-H-

Haan, Phil 1955-56
Haan, Vince 1970-71
Hadler, Bart 1927
Hadler, Harry 1928-29
Haensel, Tom 1989-90
Haensel, Wayne 1955-56-57
Hafar, Jim 1992
Hagen, Clyde 1967-68-69
Hagin, Terry 1967-68-69
Hahn, Darrell 1971-72
Hail, Rudolph 1906
Haines, Oakly 2003
Halberg, Roland 1929
Hale, Brady 2015-16-17-18
Hall, Joe 1907
Halverson, Kenneth 1933-34-35
Ham, Lyle 1973
Hamlin, Tom 1965-66-67
Hamm, Gus 1951
Hammer, Gilmore 1945
Hammond, James 1947-48
Hammrich, Harvey 1956-57-58
Hanify, Kenneth 1957-58-59
Hansen, Dennis 1966-67
Hansen, Ernie 1948-49
Hansen, Les 1960-61-62
Hansen, Otto 1913-14
Hansen, Sid 1941
Hanson, Byron 1946
Hanson, Phillip 1916
Hanson, Rolf 1942
Hanson, Wallace 1945
Harding, Leslie 1926
Hardter, Leslie 1928
Hargens, Joey 2004
Haring, Rick 1975-76
Harmon, Charlie 2015-16-17
Harmon, Larry 1992-93-94-95
Harms, Jake 2016
Haroldson, Kyle 1998-99-2000-02
Harris, Bob 1961-62
Harris, JaRon 2005-06-07-08
Harris, Jason 1995-96
Harris, Kyle 2008-09-10-11
Harris, Marshon 2016-17-18
Harris, Sam 1974-75-76-77
Harris, Tony 1978-79-80
Hart, Greg 1974-75
Hart, Kallan 2017-18-19
Hart, Troy 1994-95-96-97
Harvey, Howard 1924-25
Harvey, James 1917
Hassell, J.T. 2014-15
Hasslen, Melvin 1939
Havlik, Ed 1963
Hawkins, Tim 1987-88-89-90
Hawley, Errol 1916
Hazelett, Cody 2014-15-16
Healy, Charles 1939-40-41
Healy, Don 1941-42
Heard, Rick 1968-69-70
Hegge, Jeff 2004-05-06
Heide, Keaton 2019-20
Heiden, Dale 1997-99-2000
Heiden, Steve 1995-96-97-98
Hein, Jason 1991-92-93-94
Heinitz, Jim 1969-70-71
Heins, Zach 2020
Helm, Bo 2009-10-11-12
Helm, Flash 1966-68
Helmstetter, Brian 1997-98-99
Helsman, Ray 1946
Hemme, Arlo 1956
Hendricks, Mark 1976
Henjum, Matt 1999
Henry, William 1928-29
Herman, John 1982
Herman, William 1955
Hermanson, Barry 1978-80
Hermanson, Brian 1978-79-80
Herndon, Ezekiel 2013-14
Herrboldt, Brent 2001
Herrboldt, Dean 1991-92-93-94
Herting, Lemme 1927-28-29
Hesby, Howard 1965
Hesse, Jeff 2001-02-03
Hettiger, David 2011-12
Heyer, Wade 1980
Hibbs, Joel 1969-70-71
Hicks, Quinton 2019-20
Higbee, Tom 2001-02-03-04
Higgins, Marty 1979-80
Hildahl, Spencer 2017-18-19
Hill, Isaiah 2018
Hillman, Casey 1998-99-2000-01
Hillman, Rob 1997-98
Hiner, Babe 1927-28
Hines, Jake 1991-92-93-94
Hippe, Matt 1980-81-82-83
Hipple, Bob 1917
Hladky, Vlady 1929-30-31
Hoberg, William 1969
Hobert, John 1966
Hobert, Roland 1928
Hodorff, John 1998-99-2000-01
Hoeft, Harwood 1954-55-56
Hoeg, Bob 1966
Hoellwarth, Marlin 1942
Hofer, John 1995-96-97
Hofer, Kevin 1985-86-87
Hofer, Quinten 1979-80-81
Hofer, Roger 1977-78
Hoff, Dallas 1950-51-54
Hoffman, Bep 1945
Hoffman, Greg 2001
Hoffman, Wade 1984-85
Hogrefe, Howard 1970-71-72
Hohenhaner, Chuck 1977-78
Hohn, Trevor 2004-05-06-07
Hojer, Al 1978-79-80
Hoke, Dan 1989-90-91-92

Hokenstad, Harold 1933-34
Holdhusen, Stuart 1936
Holliday, Donald 1952
Holling, Mike 1971
Holloway, Fred 1962-63-64
Holm, Kenneth 1957-58-59
Holzwarth, Bob 1965
Holzwarth, Luke 1987-88-89-90
Hoogveen, Andrew 2004-05-06-07
Hoover, Harold 1914-15-16-17
Hopp, Thomas 2016-17
Horak, Dick 1966-67-68
Horn, Justin 2005-06
Horning, Jon 1958-59-60
Horning, Lee 1986-87
Houghton, Jay 1912-14
Houser, Phil 1970-71-72
Hrdlicka, Fred 1984-85
Hubert, Brandon 2010-11-12-13
Huelskamp, Mark 1973-74-75
Hughes, John 1905
Hull, Dan 1987-88-89
Huls, Don 1961-62-63
Hulslander, Howard 1947
Hunt, Joel 1980-81-82
Hunter, Karst 2020
Hunter, Michael 1995-96-97-98
Hurlburt, Mick 1963-64-65
Hyde, Gary 1964-65-66
Hyde, Owen 1908
Hylland, Matt 2007-08-09-10

-I-

Isaacs, Derek 1994
Iverson, Brad 2009-10-11

-J-

Jackson, Brad 1990-91-92
Jackson, Dan 1985-86-87-88
Jackson, Darryl 2010-11
Jackson, Doug 1973-74-75-76
Jackson, Isaiah 2006-07-08-09
Jacobs, Justin 1999-2000
Jacobsen, Stan 1961-62-63
Jaeger, Ed 1939-40-45
James, Darryl 1979
James, Don 1950
James, Jerry 1978-79
James, Mike 2004-05
James, Will 1978
Janecek, Brian 2002-03-04
Janke, Jadon 2019-20
Janke, Jaxon 2019-20
Jaske, Bryan 1995-96-97-98
Jaunich, Mike 1991-92-93-94
Jelsma, Robbie 2011-12
Jenison, Ray 1929-30
Jennings, Hallace 1915-16
Jensen, Cliff 1952
Jensen, Dave 1973
Jensen, David 1969-70
Jensen, Ellis 1957
Jensen, Frank 1911-12-13
Jensen, Ken 1982-83
Jensen, Matt 1998
Jensen, Ray 1928
Jensen, Russel 1910-11
Jeske, Corey 2008-09-10
Johnson, Arnold 1954-55-56
Johnson, Aron 2018-19-20
Johnson, Art 1920-21
Johnson, Cade 2017-18-19
Johnson, Caden 2020
Johnson, Carl 1913-14
Johnson, Charles 1909
Johnson, Charlie 1976-77
Johnson, Chris 2006-07-08-09
Johnson, Clifford 1907-08-09-10-11
Johnson, Dan 1977-78-79-80
Johnson, Dennis 1968-69-70
Johnson, Ditanon 1985



Wayne Haensel lettered for the Jackrabbits from 1955-57 and later served as head coach from 1982-90.

-J- (cont.)

Johnson, Don 1970-71-72-73
Johnson, Erik 2003
Johnson, Fred 1932-33-34
Johnson, H. 1905
Johnson, John 1924-25-26
Johnson, Jonathan 1948
Johnson, Jonathan 1988-89
Johnson, K.C. 1984-85-86
Johnson, Micah 2005-06
Johnson, Solomon 2001-02-03-04
Johnson, Steve 1990
Johnston, Bo 2000-01-02
Jones, Cam 2012-13-14-15
Jones, Dave 1981-82
Jones, Ken 1971-72
Jones, Kevin 1991-92-93-94
Jones, Larves 2013-14-15
Jones, Randy 1978
Jones, Randy 1984-85
Jones, Tom 1968-69-70
Jones, Willie 2003-04-06
Joseph, John 1927
Jost, Brian 1996-97-98
Juchems, Rich 1976-77-78
Juve, Gene 1950-51-52

-K-

Kage, Josh 2010-11-12-13
Kaleimamahu, Whiston 2002-03
Kardoos, Andy 2004-05-06
Katzenberger, Karl 1956-57-58
Kauba, Jon 1945
Kaufman, Dave 1972
Kaufman, Jim 1983-84-85
Kavanagh, Chuck 1969-70
Keating, Maxon 2005
Keatts, Paul 1991
Keeler, Charles 1947-48
Keizer, Paul 2002-03-04-05
Kellar, Eldon 1946-47-48-49
Keller, Colin 1976-77-78
Keller, Tim 1968-69-70
Kelley, Frank 1923-25-26
Kempainen, James 1969
Kern, Chase 2014
Kendall, Robert 1968-69
Kennard, Elmer 1917
Kennedy, Kevin 1972-73-74
Kerlish, Leonard 1930-31
Kern, Chase 2014-15-17
Kern, Patrick 1959
Kerns, Roger 1952-53-54
Kessler, Mike 1992-93-94-95
Kiewiet, Justin 1995
Kilgore, R.C. 2010-11-12-13
Kindt, Justin 1991
King, Brian 1999-2000-01
King, Cody 1993-94-95-96
Kippley, Paul 1977-78-79-80
Kirch, Billy Ray 2002-04-05
Kleinschmit, Eric 2017
Knips, Casey 2006
Kjerstad, Brennan 2001
Kjerstad, Conrad 2007-08-09-10
Klapprodt, Eric 2014-15-16-17
Klawitter, Dominic 1952-53-54-55
Klebsch, Don 1938-39
Klein, Mitch 2003-04-05
Kleinschmit, Eric 2015-16-17-18
Kline, Dave 1986-87-88-89
Klinger, Paul 1990-91-94
Klinkenborg, Monte 1993
Klocek, Kevin 2014
Klocker, Jerry 1959-60
Kloeckl, Jeff 1980-81-82
Kloster, Martin 1935-36
Klostermann, Bruce 1984-85
Klucas, Casper 1960-61

Knips, Casey 2006-07-08-09
Knofczynski, Richard 1962
Knowlton, Austin 2012-13
Knowlton, Dave 1978-79-81-82
Knox, Frank 1911-13
Knudsen, Dick 1958-59-61
Kruppe, Keith 1997-98-99-2000
Kobernusz, Kelly 1995-96-97-98
Koch, Tyler 2004-05-06-07
Koenig, Cory 2004-05-06-07
Koenigsfeld, Gabe 2002-03-04-05
Koening, Jack 1941
Koeppel, Jim 1987-88
Koller, Jeff 1993-94-95-96
Kolling, Mike 1970-71
Koltun, Mike 1965
Konrad, Paul 1975-76
Koob, Sam 2016
Kool, Adrian 1953
Kool, Dirk 2008-09-10-11
Kool, Mark 1977-78-79
Kool, Marv 1949-50-51
Kool, Mike 1998-99-2000-01
Kool, Tyrel 2009-10-11-12
Komaman, James 1959-60
Kortan, LaVern 1939-40-41
Kortan, Steve 1930-31-32
Kortemeyer, Ron 1971-72-73-74
Kortmeyer, Leonard 1951-52
Korver, David 1962
Korver, Lawrence 1954-55
Koskovich, Nate 2008-09
Koster, Dean 1960-61-62
Kouba, Jon 1944
Koupal, Bob 1931
Kozlowski, Jim 1982
Kraft, Ken 1985
Kraft, Tucker 2020
Kragenbring, LeRoy 1955-56
Kramer, James 1974-75
Kramer, Sol 1931-32
Kranz, Marty 2003-04-05-06
Kreger, Tom 1966-67-68
Krelish, Leonard 1935
Kremmer, Alvin 1910-11
Kreutzfeldt, Drew 2012-13-14-15
Krings, Blake 2013
Krings, Nick 2011-12
Krogman, Dean 1969-70-71
Krolikowski, Krockett 2018-19-20
Krug, Harry 1926-27-28
Krull, Donald 1954
Krull, Jake 1957-58-59
Kubesh, Justin 2004-05-06-07
Kummer, Don 1930-32
Kunz, Blake 2018-19-20
Kurtenbach, Frank 1958-59-60
Kurtenbach, Matt 1988-89-90-91
Kurtenbach, Steve 1986-87
Kvistad, Steve 1989
Kvistad, Greg 1992-93-94-95
Kwapnioski, Tim 1986-87-88

-L-

LaBlance, Auston 2013-14
Lally, T.J. 2012-13-14-15
Landberg, Connor 2014-15-16
Landis, Justin 2000-01-02-03
Lang, Caleb 2016-17
Langer, Cole 2013-14-15-16
Langer, Jim 1967-68-69
Langin, Michael 1968-70
Langland, Jason 1999-2000-01-02
Lanphere, Bob 1951-52
Lansman, Howard 1984-85
Lansman, Seth 2016
Larsen, Dave 1979-80-81-82
Larsen, Ron 1965-66-67
Larson, Alfred 1948-49-50
Larson, Don 1974

Larson, Harvey 1938-39
Larson, Marvin 1945-46-47-48
Larson, Ray 1928-29
Larson, Roger 1962-63
Lassen, Ralph 1934-35-36
Laubach, Roger 1956
LaVallee, Ron 1956-57
Law, Mike 1981-82-83
Lawrence, Jerry 1973-74
Leach, Bennie 1933-34-35
LeBrun, Dusty 2005-06-07
Lee, Erwin 1920-21-22
Lee, Randolph 1933
Lefti, Mao 2010
Leighton, Mason 2020
Leinhart, Ed 1934-35-36
Leiseth, Dave 1989-90-91
Leiseth, Mason 2017
Leisure, Olie 1958
Lemke, Chris 1982
Lenners, Rusty 1992-94-95-96
Lensegrav, Joel 1993-94-95-96
Lentz, Jim 1979-80
Lewis, John 1980-81-82-83
Lewis, Marquise 2016-17
Lewis, Scott 1989-90-91
Lickiss, Eagan 2017-18-19-20
Lien, Michael 2008-09-10-11
Liggins, Jesse 1999
Lindekugel, Travis 1997-98-99-2000
Lindstrom, Randy 1980
Lingle, Norm 1984-85-86-87
Lippert, Leo 1923
Lippert, Lorenz 1919-20
Lockhart, John 1910-11
Loewen, Chuck 1976-77-78-79
Lofquist, Gordy 1971-72-73
Lofton, Malik 2018-19-20
Logan, Marlin 1961-62
Long, James 1948-49-50
Loquai, Sol 1931-32
Lorenz, Bruno 1968-69
Lorenz, Tony 1966
Lothrop, Forrest 1946-47-48
Louscher, Kane 2014-15-16-17
Lowe, William 1928-29
Lowry, Ryan 2001-02-03-04
Ludeman, Doug 1976-77
Ludemann, Jacob 2009-10
Ludens, Gene 1973-74-75-76
Lueth, Andy 2001-02-03
Lujan, Zach 2014-15-16
Lund, Elmer 1923
Lund, Gerald 1955-56
Lunde, Mike 1975-76-77
Lundie, Jack 1979-80-81
Lundie, Lee 1980-81-82
Luster, Eric 1990-92
Luxa, Skyler 2009-10-11-12
Lynch, Art 1911

-M-

Macik, Tod 1965-66-67
Mackenthun, Arden 1962-63
Macklin, Lionel 1977-78-79
Macri, Ray 1966-67
Madden, John 1960
Madison, Kinser 2019-20
Maffett, Gary 1977-78-79
Magnuson, Richard 1967
Mairese, Steve 1978-79
Maimer, George 1923-24-25
Manchigiah, Josh 2018-19-20
Mansfield, Craig 1967-68
Maras, Edwin 1963-64-65
Markham, Steve 1980
Marshall, Stanley 1947-49
Martin, Daryl 1961-62-64
Martinmaas, Craig 2000-01-02
Martinson, Joe 2011



Bill Matthews lettered for the Jackrabbits from 1974-77, earning All-America honors both athletically and academically before embarking on a professional playing career.

Mason, Don 1945
Mason, Trent 2012
Mast, Bill 1972-73-74-75
Masters, Chad 1990-92
Matheny, Chester 1905
Matthews, Bill 1974-75-76-77
Matthews, Harry 1905
Matthews, Rodkem 2009-10-11
Mattison, William 1937-38-39
Maule, Mike 1979
Maytem, Don 1942
McCain, Darwin 1920
McCain, Don 1945
McCall, Hank 2002-03-04-05
McClinton, Rod 1987
McCordie, Clare 1905-06
McCormick, Mason 2019-20
McCoy, Dell 1915-16
McDermott, Kelly 1987-88-89-90
McDermott, Kim 1983-84-85
McDonald, Bill 1953-54-55-56
McDonald, Todd 1990-91-92-93
McDonald, Tom 1973
McGary, Monté 2017
Mcgaughy, Daeton 2020
McGilliray, L.M. 1905
McHugh, Frank 1912
McKay, John 1919-20
McKenzie, Kenneth 1953-54-55
McKnight, Mike 1979-80
McKnight, Ryan 2008-09-10
McLaughlin, Dennis 1953-54
McMillian, Roger 1941-42
Meachum, Jordan 2020
Mears, Kirk 1922
Mears, Nick 2013-14-15-16
Medchill, George 1946-47-49-50
Medchill, Tom 1941
Meek, John 1958-59-60
Meharg, Max 1907-09-10
Meier, Chad 1986-87-88
Meier, Russ 1981
Melcher, Jason 1997-98-99-2000
Melichar, Dudley 1946-47-48
Mellon, Rich 1972
Melody, Bill 1941-42-46
Melum, E.E. 1906
Menage, Jacob 2017
Mendez, Vince 1985
Mengarelli, Brady 2014-15-16-17
Mente, Mark 1967-68
Mercer, Travis 1992-93-94-95
Merchant, Guy 1910
Mernaugh, Leo 1942
Mernaugh, Ralph 1936
Mernaugh, Sylvester 1906
Messner, George 1932-33
Metzger, Ed 1917
Meyer, Arlyn 1972
Meyer, Joe 1974-75-76
Meyer, Ron 1963-64-65
Michalson, 1932
Michels, Kevin 1984-85-86
Miller, Doug 1989-90-91-92
Miller, Edward 2017-18-19-20
Miller, Greg 1975-76-77
Miller, Harold 1912-13-14
Miller, John 1968-69-70
Miller, Keith 1945
Miller, Michael 1969
Miller, Paul 1933-34-35
Miller, Ryan 1995-96-97-98
Millerbernd, Nate 1994-95-96-97
Minett, Kyle 2007-08-09-10
Mink, Andy 2010-11-12
Miranda, Jordan 2006-07-08-09
Mills, 1927
Miser, Marty 1980-81-82
Mitchell, Justin 2008-09
Moe, Terrance 1967-68
Molitor, Al 1982-83
Molitor, Chris 2002-03-04-05
Moller, Dennis 1960-61-62
Moller, John 1969-70-71
Moller, Mike 1976-77-78
Monke, Adam 2006-07-09
Montague, Saunders 2007-09
Moran, William 1937-39
Moravec, Jack 1951
Morehouse, Rich 1984
Morey, Gary 1961
Morgan, Mike 2019-20
Moritko, Andy 2016
Morse, John 1992-93
Mosiman, Corwyn 1973-74-75
Mosiman, Monte 1975-76-77
Mosley, Zy 2016-17-18
Moss, Dale 2011
Motis, Benedict 1959-60
Motzko, Thomas 2020
Mounts, Jeff 1983-84-85-86
Mounts, Robert 1980

LETTERMEN



Josh Ranek continues to hold the Jackrabbits' all-time rushing record during a collegiate career from 1997-2001. Ranek, who later played several seasons in the Canadian Football League, was inducted into the Jackrabbit Sports Hall of Fame in 2017.

-M (cont.)-

Mueller, Andrew 2011-12-13-14
Mueller, Andy 2019
Mueller, Arndt 1937-38-39
Mulholland, Blair 2018-19
Munger, Lee 1995-96-97-98
Munger, Scott 1998-99
Murley, Tom 1942
Murphy, Mike 2005
Murphy, Robert 1948-49
Murray, Ben 1923-24-25
Murray, Kevin 1982-83
Murray, Taylor 2003-04-05
Myers, Mike 1991-91-92-93

-N-

Naatjes, Bob 1960-61
Naatjes, Clarence 1957-58-59
Nagel, Barry 1984-87
Naujokas, Jon 1966-67-68
Nayes, Michael 1969
Nedved, Scott 1998-2000-01-02
Nehl, Matt 1997
Neilson, Mayo 1942
Nelson, Andy 2000
Nelson, Bob 1964-65-66
Nelson, Brad 2003-04
Nelson, Curt 1975-76
Nelson, Dan 1991-92-93
Nelson, Frank 1969-70
Nelson, Joel 1992-94-95
Nelson, Kanin 2018-19
Nelson, Lewis 1912-13
Nelson, Lloyd 1929-30-31
Nelson, Mark 1998-99-2000
Nelson, Milan 1959-60
Nelson, Scott 1974-75
Nelson, Terry 1991-92-93
Neltz, Philip 1970
Nesvig, Tom 1974-75-76
Nesvold, Jim 1963-64-65
Nettey, Phil 1970
Neuharth, Gary 1962-63-64
Newman, Merlin 1956-57-58
Nickelson, Don 1946-47-48-49
Niederauer, Greg 1996-97-98-99
Nielsen, Art 1916-17
Nielson, Gordon 1947-48-49
Niklason, Loren 1942-46
Nissen, Rick 1979-80-81
Nitz, Jack 1952-53-54
Nitzsche, Rick 1987-88-89

Nobiling, Jason 2005-07-08
Noble, James 1933
Norblade, Chase 2019-20
Norgaard, Fred 1946
Norgaard, Fritz 1941-42

-O-

O'Brien, Thomas 2009-10
O'Brien, Tom 1995-96-97-98
Ochs, Jerry 1961-62-63
Ode, Ryan 2014
Odegaard, Les 1974-75
Odland, Lewis 1906-08-09
Oehler, Ray 1941
Oelkers, Mark 2004-05-06
Ogunrinde, Tolu 2018-19-20
O'Hearn, Craig 2002-04
Ohman, Ralph 1956
Ohnesorge, Jacob 2014-15-16-17
Oksness, Phil 1999-2000-01-02
Olinger, Alex 2010-12
Olson, Tom 1980-81
Olson, Wayne 1932
Onken, Luther 1969-70-71
Onken, Wayne 1965-66-67
O'Neill, James 2002
Orne, Woody 2008
Orr, Mike 1981-82-83
Ortale, Ted 1985-86-87-88
Osborne, Buck 1951-52-53
Osborne, Russ 1924-25
Osmundson, Greg 1986-87-88-89
Osmundson, Jeff 1980-81-82
Ostenson, Chad 1990
Oster, Mike 1989
Osterberg, Tom 1970-71-72
Overskei, Lars 1941-42
Owen, Ross 1922-23-24

-P-

Pace, Dave 1984-85
Paepke, Carl 1990-91-92-93
Palmer, Dale 1932
Parent, Brook 1992-93-94-95
Paris, Kyle 2014-15-16
Parker, Alex 2010-11-12-13
Parker, Jay 1984-85-86-87
Parker, Roberto 1975-76-77
Parks, Elmer 1927-28-29
Parmeter, Walter 1925-26
Pamell, General 2007-08-09-10
Paul, Chris 1997-98-99-2000
Paula, Jordan 2006-07-08-09

Paynter, Wilford 1941
Pearson, Doug 1983-84-85-86
Pearson, Kerry 1978-79-80
Peeke, Bryan 1966-67
Peete, Anthony "Doug" 2010-11-12-13
Peitz, Greg 2002-03-04
Peitz, Matt 2011-12
Peitz, Tom 2013-14
Pence, Clayton 1908-09-10-11
Peot, Dick 1950
Pepka, Vic 1963-64-65
Perkins, Mike 1981-82-85
Perron, Bill 1994-95-96
Perry, John 2002-03-04-05
Perry, William 1907
Peters, Chad 1993-94-95-96
Peters, Dave 1970-71-73
Peters, Sean 1990
Petersen, James 2004
Peterson, Brad 1994-95-96-97
Peterson, Brandon 1997-98-99
Peterson, Brian 1992-93-94
Peterson, Dave 1989-90-91-92
Peterson, Doug 1961-62-63
Peterson, Fred 1952
Peterson, Jim 1976-77-78
Peterson, Leigh 1913
Peterson, Lighthouse, 1942
Peterson, Matt 1998-99-2000-01
Peterson, Orvis 1913-16
Peterson, Ross 1957
Peugh, Marshall 2012-13
Pfingsten, Norman 1960
Phillips, Lawrence 1940
Pick, Andy 2004-05-06
Pickerel, Mark 2015
Pier, Steve 1972-73-74
Pirner, Randy 1981-82-83
Plihal, Joe 1931-32-33
Plinske, Mike 1961
Ploetz, Craig 1995-96-97-98
Plote, J.R. 2012-13-14-15
Pfohl, Clarence 1931-32
Polak, Virg 1975
Poland, Gary 1983
Pollock, Matt 2001-02-03
Pontrelli, Mitch 2004-05-06-07
Pool, Alvin 1958-59
Popowski, Bert 1925
Porter, Dave 1965-66
Postma, Dwayne 1981-82
Pravecek, Dan 1997
Price, Bob 1979-80-81
Price, Hal 1933-34-35
Price, Joel 1976-77-78
Price, Michael 2000
Priddy, Dean 2007-08-09-10
Prout, Paul 1982-83-84-85
Prouty, Lance 1986-87-88-89
Ptak, Lloyd 1936-37-38
Pung, Willi 1997-98-99
Pupungatoa, Tiano 2016-17-18
Purcell, Nick 2011-12-13-14
Purrinton, William 1970
Pylman, Bob 1935-36-37

-Q-

Quail, Kris 1999-2000

-R-

Raddatz, Richard 1956-57-58
Radtko, Marlin 1952-53-54
Rambow, Jere 1974-75
Ranek, Jesse 2000-01
Ranek, Josh 1998-99-2000-01
Raph, Duane 1942
Rasmussen, Casey 1991-92-93-94
Rasmussen, Jim 1981-82
Rasmussen, Wade 1981-82-83
Rasmussen, Wayne 1961-62-63
Raymond, Matt 2012-13-14-15
Redmond, Mike 1972-73-74
Reed, George 1937-38
Reed, Mickey 1977-78
Reeder, Cale 2020
Reese, Rich 1976-77-78
Reeter, Darrell 1945
Reeves, Bob 1983-85-86-87
Rehder, Jon 1986-87
Reich, Carl 1905-06
Reichmann, Ted 1964
Reifenrath, Peter 2008-09-10
Reinecke, Emmerald 1924-25
Reiner, Chris 1997-98-99-2000
Reiner, Glen 1968-69
Reiner, Mike 1981-82-83
Reinhart, Carl 1992-93-94
Remme, Jim 1990-91-92-93
Renner, Robert 1970-71-72
Rennerfeldt, Andy 1997-98-99-2000
Rentz, Steve 1985
Retzlaff, Palmer "Pete" 1951-52
Revell, James 1917
Reynen, Paul 1979-80-81
Rice, Howard 1957-58-59
Richards, Todd 1977-78-79
Richardson, Fred 1969
Richardson, Jack 1950-51-52
Richardson, Ryan 1996-98
Richelieu, Mike 1977
Richmond, Chuck 1989
Ricke, Jim 1961-62
Riddell, Bob 1936-37-38
Riehl, Rod 1981-82-83
Riesgaard, Calvin 1968-69-70
Riley, Virgil 1952-53
Ringsrud, Ronald 1935-36
Rippentrop, Mike 1995
Rishoi, Stanley 1929-30-31
Risse, Greg 1981
Roach, Mike 1965
Roberts, Clayton 1975
Roberts, George 1919-20-21-22
Roberts, Todd 1981-82-83
Robinson, Anthony 2003
Robinson, James 1936
Robinson, Jessie 1937
Robling, Kevin 2005-06-07-08
Rock, Matt 1997-98-99
Rockers, Tom 1966-67-68
Rodel, Brian 1994-95
Rodina, Marc 1989-90-91
Rodriguez, Isaac 2013-14
Roe, Monty 1990-91-92
Rogers, Jimmy 2006-07-08-09
Rohlf, Brent 1991-92-93-94
Rohrs, Jack 1965
Rollin, Aaron 2009-10-11-12
Romenesko, Alex 2015-16-17-18
Rose, Anthony 2012
Ross, Bob 1945
Rossow, Steve 1989-90
Roth, Mike 1993
Roth, Randy 1971-72-73
Roth, Tim 1967-68-69
Rott, Harold 1930-31-32
Rouseff, Walter 1935-36-37
Rowe, Charles 1915
Rowe, Ernest 1917
Rozeboom, Christian 2016-17-18-19
Rudy, Jack 1963-64-65
Ruele, Bert 1938
Ruesink, Doug 1985-86-87-88
Ruesink, Fran 1984-86
Ruesink, Morris 1996-97
Rupert, Mike 1987-88-89
Ruth, Samuel 1956
Rystrom, Paul 1986-87-88-89

-S-

Salem, Nusier 1930-31-32

Salisbury, James 1917-19-20-21
Samalaska, Mark 1974-75
Sanders, Caleb 2018-19-20
Sanders, Mark 1977-78-79
Sanderson, Reed 1963-64-65
Sawyer, Ethan 2011-12-13-14
Sawyer, Jim 1941
Saxton, Randy 1980
Schaefer, Roman 1927-28
Schaefer, Scott 1983-84-85
Schauf, Caleb 2018-19
Scheele, Dave 1976-77-78
Scheuer, Nate 1999-2000-01
Schiebout, Bruce 1970-71
Schlautman, Jason 2011
Schlieman, Ryan 2004
Schlimgen, Ron 1993-94
Schlosser, Doug 1977
Schmidt, Dan 1966
Schmidt, Dan 1990-91
Schmidt, Fred 1973-74-75
Schmidt, Gregg 1985-86-87
Schmidt, Lee 1980-81-82
Schmidt, Robert 1975-76-77
Schmitz, Ray 1922
Schneider, Don 1940
Schneider, Jason 2011-12-13-14
Schneider, Ron 1977-80
Schock, Oswald 1942-46
Schoolmeester, Vern 1965
Schramm, Mark 1992-93-94
Schroeder, Eric 2005-06-07-08
Schugel, Louis 1925-26
Schulte, Bob 1956-57-58
Schultz, Doug 1999-2000-01
Schultz, Jeff 1999-2000-01-02
Schultz, Landon 2014-15
Schultz, Ray 1928-29-30
Schultz, Steve 1985-86-87-88
Schumacher, Francis 1946-47-48-49
Schuster, Patrick 2012-13-14-15
Schutte, Clarence 1921-22
Schwader, Jared 2003
Schweinfurt, Leo 1925-26
Scott, Dean 1974-75
Sebern, Mike 1987-88-90
Seeds, Blake 2002-03
Seeley, George 1924-25-26
Seely, Brad 1975-76-77
Seely, Scott 1972-73-74
Seiter, Dylan 2014-15
Sellers, Luke 2015-17-18-19
Senjum, Tim 1996
Sessler, Vernon 1927
Settje, Tom 1967-68-69
Severson, Steve 1988-89
Shafer, Payton 2019-20
Shafraath, Ross 2009-10-11-12
Shaputis, Pete 1953-54-55
Sheehan, Bernard 1912-13-14-15
Sheehan, Kyle 2008-09-10-11
Shepardson, Adolph 1999-2000-01
Sherlock, Jack 2011-12-13-14
Shero, Brian 1993
Shoff, Mike 2013
Sieh, Tom 1985-86-87
Sievers, Scott 1993-94-95
Sigl, Pat 1989-91
Sikkink, Trevor 2014
Simet, Nash 2005-06-07-08
Simmons, Forest 1915
Simon, Art 1920-21
Simonsen, Todd 1973-74-75
Simonson, Fred 1921
Simonson, Herb 1919-24-25
Simpkins, Burton 1929
Sinclair, Max 1969-70
Singleton, Bob 1954
Sisley, Brian 1984-85-86

-S- (cont.)

- Siverling, Bryce 2013-14-15
 Sixta, Mike 1979-80
 Skaggs, Wayne 1946-47-48-49
 Skalla, Kevin 1980-82-83-84
 Skinner, Cecil 1912-13-14-15-16
 Slade, Makiah 2015-16-18
 Slattery, Tom 1984-85-86-87
 Slaughter, Tyran 2003
 Smenda, Austin 2016-17-18-19
 Smith, 1927
 Smith, Clifford 1941
 Smith, Don 1937-38-39
 Smith, Jim 1982-83
 Smith, Joe 1920-21-22
 Smith, Luke 1995-96-97-99
 Smith, Randy 1979
 Smutka, Troy 1989-90
 Snow, Mike 1985-86
 Snyder, Brandon 2018
 Snyders, Dusty 2003-04-05-06
 Sohler, Jay 1983-84-86
 Somsen, Dan 1972-73-75
 Sonnek, Dan 1984-85-86-87
 Sonnenschein, Clayton 1965-66-67
 Sorenson, Bradley 2017-18-19
 Sorensen, Greg 1982-83-84
 Sorenson, Terry 1964-65-66
 Sosa, Vic 1995-96-97-98
 Soulek, Kellen 2014-15-16-17
 Spalding, Graham 2020
 Spanjers, Leonard 1955-56-57
 Spellman, Ray 1967-68-69
 Speros, Jason 1979
 Springman, Greg 1990-91-92
 Stacey, Dan 1974-75
 Stacker, Thomas 2017-18-19-20
 Stalbird, Isaiah 2020
 Stanec, Emil 1968
 Stanley, Mark 1984
 Stanley, Mark 1984-85
 Stanton, Ed 1919
 Stanton, Tom 1990
 Starbeck, Clyde 1923-24-25-26
 Stark, Chris 1988-89
 Stearns, Art 1910-11
 Steffen, Jake 2008-09-10-11
 Steffen, Mike 2006-07-08-09
 Steiner, Richard 1954-55
 Stenson, Charles 1935-36-37
 Stephan, Josh 2001-03
 Sterner, John 1959-60-61
 Sterner, Mike 1959-60-61
 Stevens, Leo 1913-15
 Stevenson, Mark 1993-94
 Stewart, Bob 1945-46
 Stewart, Lee 1985-86-87-88
 Stewart, Lyle 1988-89-90
 Stone, John 1960-61-62
 Stork, Warren 1972
 Stout, Bob 1942
 Stowater, Troy 1984
 Strand, Chad 1994
 Strehlow, Chad 2012-13-14
 Strong Jr., Pierre 2018-19-20
 Strong, Roger 1958
 Struck, Mark 1992-93-94-95
 Struck, Mike 1994-95-96-97
 Stuckey, Milton 1979-80-81-82
- Studer, Ben 2000-01-02-03
 Stumley, Pete 1948-49-50
 Suess, Taylor 2011-12-13
 Suhn, Marcus 2004-05
 Suhn, Michael 2001-02-03
 Sumner, Austin 2011-12-13-14
 Sundet, Lyle 1934-35
 Sundet, Steve 1980-81-82-83
 Sundet, Wilford 1921-22
 Sundstorm, Andrew 1936-37-38
 Sutton, John "Matt" 1951
 Sutton, Matt 1996-97
 Swanson, Kermit 1929
 Swartos, Paul 1992-93-94
 Sweet, Rick 1983-84
 Swenson, John 1948
 Sylliaasen, Tim 1993-94-95-96
 Syrovatka, Justin 2011-12-13-14
 Szafranski, Jeremiah 2016
- T-
- Tabor, Tom 1947-48-49
 Tarry, Cleo 1931-32
 Taveras, Melvin 2013-14
 Taylor, Shakkial 2015
 Temme, Mike 1986-87-88-89
 Tepley, Louis 1930
 Terveer, Cade 2020
 Tetzlaff, Kevin 1988-89-91
 Tetzlaff, Preston 2018-19-20
 Theodosopoulos, Gus 1988
 Thielman, John 1996
 Thiesse, Brandon 1999-2000-01-02
 Thomas, Dennis 1983-84-85-86
 Thomas, Mel 1968
 Thompson, Albert 1915-16
 Thompson, Antonio 2007-08-09-10
 Thompson, George 1920-21-22
 Thompson, James 1936
 Thompson, Jamie 1991
 Thompson, Todd 1985
 Thoreson, Art 1927-28-29
 Thoreson, Bob 1936
 Thoreson, Brian 1970-71-72
 Thorne, Joe 1959-60-61
 Thorpe, Jeff 1983-84
 Threadgold, Adam 2001-02
 Thue, Doug 2001
 Thue, Jeff 1990-91-92-93
 Thune, Elgar 1920-21-22
 Thurston, Darrin 1985-86-87
 Tiefenthaler, Jeff 1983-84-85-86
 Tiefenthaler, Ken 1988-89-90
 Tiefenthaler, Trevor 2010-11-12-13
 Timmerman, Adam 1990-92-93-94
 Timmerman, Kent 1993-94-95-96
 Tindall, Dan 1986-87
 Titus, Jason 2019
 Tollefson, Mynard 1929-30-31
 Tommeraasen, O.H. 1917-19-20
 Tovar, John 1972-73
 Towers, Ralph 1919-20-21
 Tracey, James 1911
 Tracy, Chris 2009-10-11-12
 Traetow, Andy 1999
 Tramp, Darrell 1961-62-63
 Trapp, Clifford 1936-37
 Trees, Tyler 2004-05
 Trenhaile, Thayer 2013-14-15-16
 Tschetter, Doug 1963
- Tuhle, Volney 1905-06
 Tuma, Les 1970-71-72
 Turner, Greg 1971
 Tuschen, Eric 2014
 Tuttle, Don 1955
 Twedell, Jack 1942
- U-
- Uhler, Stanton 1952-53-54
 Ulrich, Roger 1940
 Urbanek, Noah 2017
 Union, Torren 2020
- V-
- Vacura, Jim 1957-58-59
 Vahle, Ken 1966-68
 Vandall, Art 1937
 Vander Heiden, Ron 1969-70
 VanderStouwe, Travis 1991-92
 Van Maanen, Terry 1980-81
 Van Marel, Ryan 2020
 VanMeeteren, Mark 1992-93-94-95
 VanVoorst, Kyle 2010-11-12
 VanWyhe, Nick 2008
 Vaux, George 1938
 Veal, Darrell 1956-57
 Veal, Don 1950-51-52
 Veatch, Dale 1986-88-89
 Veatch, Randy 1987
 Vejvoda, Mitch 2013-14-15-16
 Venenga, Brent 1993-94-95-96
 Viker, Dave 1956-57
 Vinatieri, Adam 1991-92-93-94
 Vinatieri, Chase 2016-17-18-19
 Voels, Harry 1938-40
 Voletz, Randy 1971
 Volk, Don 1946-47
 Vorrath, Rollee 1969-70-71
 Voss, Doug 1973-74
 Vostad, Gene 1965-66-67
- W-
- Wagner, Chris 2005-06-07
 Wagner, Emil 1970-71-72-73
 Wagstrom, Andrew 2000-01-02-03
 Wahl, Charles 1951-52
 Wahl, Ted 1985-86-87-88
 Walker, Dick 1951-52-53
 Wallace, Isaac 2015-16-17-18
 Walseth, Russ 1917-19
 Walter, Alvin 1926
 Walters, Kirk 1972
 Wandmaker, Michael 2018
 Ward, Tom 1940
 Ward, Xavier 2017-18-19-20
 Washington, Anthony 2016-17
 Watson, Anthony 2003-04-05-06
 Waugh, John 1987
 Wave, Earl 1935-36-37
 Webber, Bob 1963-64
 Webber, Gordon 1945-46-47
 Weber, George 1912-13-14-15
 Webster, Brian 1985-86-87-88
 Weems, J.J. 1984-85-86-87
 Weems, Nate 1977-78
 Wegher, Rick 1981-82-83-84
 Weidenkoph, John 1940
 Weikert, Dick 1973-74-75-76
 Weir, Tyler 2017-18
 Weiske, Mike 1984
 Welch, Earl 1923-24-25
 Welch, Frank 1921-22-23-24
- Welch, Jerry 1951-52-53-54
 Wells, Michael 1964
 Wendland, Brad 1992-93-94-96
 Wertish, Doug 1972-73-74
 Wesley, Trevor 2012-13-14-15
 Wessel, D.J. 1989-90-91
 Westbrook, Dave 1961-62-63
 Whaley, Chauncey 1932-33
 Wheeler, Marvin 1929-30-31
 Wheeler, Theo 1923
 Whisney, Dennis 1974-75
 Whited, Craig 1974
 Whitley, Vern 1950-51
 Whiton, Will 2016
 Whitsell, Blake 2015-16
 Wicks, Ruben 1935-36-37
 Wieneke, Jake 2014-15-16-17
 Wiersma, Dan 1939-40-41
 Wieseman, Lyndon 1980
 Wika, Brent 1958-59-60
 Wilber, Geoff 1995-97-98
 Wild, Wayne 1938
 Wilde, Alex 2015-16-17
 Wildeman, Paul 1987-89-90-91
 Wilkins, Ed 1981-82-83
 Wilkinson, Dan 1996-97-98
 Wilkinson, Mark 1999
 Willadson, Claire 1919-20
 Williams, Lorenzo 2016-17-18
 Williams, Robert 1962-63-64
 Williamson, Saiveon 2020
 Williamson, Warren 1948-49-50
 Willis, Harold 1945
 Wilson, C.J. 2018-19
 Wilson, Elijah 2017-18
 Wilson, Nick 2001-02
 Wilson, Seven 2017-18
 Winkelman, Reece 2018-19-20
 Winkle, John 1954-55
 Winterboer, Mason 2011
 Wipf, Lance 1994-95-96
- Wirtjes, Rick 1983-84
 Wise, Anthony 2008-09-10-11
 Witt, Keith 2002-03
 Witt, Randy 1979
 Witte, Luke 2005-07
 Wessel, Dale 1964-65
 Witzmann, Bryan 2010-11-12-13
 Wohlheter, Verne 1908-09
 Wohlheter, Walter 1907
 Wolfe, Dennis 1958-59
 Wolfe, Emerson 1932-33
 Wolff, John 1959-60
 Wolgamott, Jeff 1994-95-96-97
 Wollen, Marty 1994
 Wolhuis, Tim 1986-87-88
 Wood, Eric 2009-10-11
 Woods, Len 1971-72
 Wookey, John 1977
 Wordelman, Matt 1999
 Workman, Jessup 2017
 Worrenson, Harry 1907
 Wright, Dom 2011-12-13-14
 Wright, Winston 2010-11-12-13
 Wuif, Corey 1995-96-97-98
- Y-
- Yackley, Todd 1982-83-84
 York, Dennis 1957-58
 York, Milton 1908
 Youngberg, Guy 1905
- Z-
- Zell, Lance 1996-97
 Zenner, Zach 2011-12-13-14
 Zick, Richard 1949
 Ziegler, Dan 1986-87-88
 Zierden, Brock 1999-2000
 Zimmerman, Darrell 1946-47-48-49
 Zimmerman, Forrest 1950-51-52
 Zimmerman, Travis 2015



Zach Zenner rushed for 2,000-plus yards in three consecutive seasons (2012-14). Zenner played five seasons in the National Football League, mostly with the Detroit Lions

TEAM CAPTAINS

1905:	John Reich	1963:	Wayne Rasmussen, HB, Howard Jerry Ochs, C, Aberdeen	1987:	Dan Sonnek, RB, Easton, Minn. Norm Lingle, OT, Pierre J.J. Weems, DT, Mountain Lake, Minn. Tom Sieh, S, Hastings, Minn. Jay Parker, tight end, Pierre	2008:	Ryan Berry, QB, Watertown Brock Campbell, DB, Cherokee, Iowa Kevin Robling, OL, Jordan, Minn. Eric Schroeder, DL, Stewartville, Minn.
1906-07:	Charles Coughlin	1964:	Doug Peterson, QB, Watertown Gale Douglas, FB, Reedsburg, Wis. Daryl Martin, HB, Wagner			2009:	Danny Batten, DE, Gilbert, Ariz. Glen Fox, WR, Fairfax, Iowa Chris Johnson, LB, Council Bluffs, Iowa Nate Koskovich, OL, Kingsley, Iowa Jimmy Rogers, LB, Chandler, Ariz.
1908:	Cecil Denhart	1965:	Ed Maras, E, Windom, Minn. Jim Nesvold, FB, Madison, Minn.	1988:	Lee Stewart, OT, Scotland, S.D. Tim Kwapioski, CB, Columbus, Neb. Ted Wahl, QB, Jamestown, N.D. Darwin Bishop, DT, Jefferson, Iowa Ted Ortale, NG, Ankeny, Iowa		
1909:	Fay Atkinson	1966:	Gary Hyde, FB, Castlewood Dave Porter, C, Gallipolis, Ohio	1989:	J.D. Berreth, WR, Watertown, Minn. Greg Osmundson, LB, Sioux Falls Lance Prouty, OT, Redwood Falls, Minn. Mike Rupert, LB, Holstein, Iowa Mike Temme, C, Cedar Rapids, Iowa		
1910:	Irwin J. Bibby	1967:	Ray Macri, T, Chicago, Ill. Clayton Sonnenschein, FB, Pierre	1990:	Tom Haensel, S, Brookings Lyle Stewart, OG, Scotland, S.D. Darrin Brickman, HB, Belle Fourche Tom Bloom, OT, Madison	2010:	Cole Brodie, DB, Dacula, Ga. Conrad Kjerstad, DB, Wall Ryan McKnight, OL, Sioux Falls Kyle Minett, RB, Ruthton, Minn.
1911:	not available	1968:	Darwin Gonnerman, RB, Adrian, Minn. John Grein, C, Lakefield, Minn.	1991:	Shane Bouman, QB, Holland, Minn. Kevin Tetzlaff, NG, Hayti	2011:	Kyle Harris, PK, Florissant, Mo. Dirk Kool, LB, Fairfield, Iowa Mike Lien, LB, Castaic, Calif. Jake Steffen, DE, Mount Vernon
1912:	Lacey Caldwell	1969:	Clyde Hagen, TE, Webster Jim Langer, LB, Royalton, Minn. Tim Roth, DE, Madison, Minn.	1992:	Doug Miller, LB, Sturgis Tim Burns, TE, Brookings	2012:	Seth Daughters, TE, Winner Bo Helm, S, Childress, Texas Ross Shafraith, LB, Hampton, Iowa Austin Sumner, QB, Brandon Winston Wright, CB, Lee's Summit, Mo.
1913:	Vincent Chappell	1970:	Tom Jones, TE, Wyandotte, Mich. Cal Riesgaard, DT, Exira, Iowa	1993:	Adam Timmerman, OT, Cherokee, Iowa Todd McDonald, QB, Minnetonka, Minn. Karl Paepke, LB, Mansfield	2013:	Brandon Hubert, WR, Gretna, Neb. Austin Sumner, QB, Brandon Winston Wright, CB, Lee's Summit, Mo. Zach Zenner, RB, Eagan, Minn.
1914:	Jay Sheehan	1971-72:	Game captains — no season captains	1994:	Adam Timmerman, OT, Cherokee, Iowa Dean Herrboldt, WR, Freeman Brent Rohlfis, LB, Redfield	2014:	T.J. Lally, LB, Chicago, Ill. Jason Schneider, WR, Andover, Minn. Jack Sherlock, DE, Chicago, Ill. Austin Sumner, QB, Brandon Zach Zenner, RB, Eagan, Minn.
1915:	Nelson	1973:	Les Tuma, FB, Mahaska, Kan. Jim Decker, HB, Cold Spring, Minn. Randy Roth, DE, Madison, Minn. Charlie Clarksean, DB, Jackson, Minn.	1995:	Greg Kvistad, OG, Wood Lake, Minn. Mark Struck, S, Huron	2015:	Jimmie Forsythe, DB, Omaha, Neb. Cam Jones, TE, Eagan, Minn. T.J. Lally, LB, Chicago, Ill. Zach Lujan, QB, Anchorage, Alaska Jacob Ohnesorge, OL, Waunakee, Wis. J.R. Plote, DE, Phoenix, Ariz.
1916:	Holling Jennings	1974:	J.D. Alexander, LB, Pilger, Neb. Lynn Boden, OT, Osceola, Neb. Kevin Kennedy, FB, Webster City, Iowa	1996:	Matt Beier, WR, Wales, Wis. Jason Aune, DE, S. St. Paul, Minn. Chad Peters, LB, Huron	2016:	Jesse Bobbit, LB, Palatine, Ill. Shayne Gottlob, DT, Salem Zach Lujan, QB, Anchorage, Alaska Nick Mears, S, Milbank Brady Mengarelli, RB, Prescott, Ariz. Jacob Ohnesorge, OL, Waunakee, Wis.
1917:	Harold Hoover	1975:	Bob Gissler, DE, Osceola, Neb. Bill Mast, QB, Tiffin, Ohio Jere Rambow, DB, Raymond, Minn. Fred Schmidt, C, Schleswig, Iowa	1997:	Troy Hart, OL, Spencer, Iowa Nate Millerbernd, WR, Winsted, Minn. Jeff Wolgamott, DE, Lincoln, Neb.	2017:	Taryn Christion, QB, Sioux Falls Dallas Goedert, TE, Britton Brady Mengarelli, RB, Prescott, Ariz. Jacob Ohnesorge, OL, Waunakee, Wis. Christian Rozeboom, LB, Sioux Center, Iowa Jake Wieneke, WR, Maple Grove, Minn.
1918:	no football — World War I	1976:	Paul Konrad, FB, Mitchell Joe Meyer, C, Webster Doug Jackson, DB, Winterset, Iowa Clayton Fischer, DE, Pierce, Neb.	1998:	Zach Carter, DL, Spearfish Steve Heiden, TE, Rushford, Minn. Bryan Jaske, OL, St Ansgar, Iowa Vic Sosa, DB, Rapid City Geoff Wilber, LB, Miller	2018:	Jordan Brown, CB, Scottsdale, Ariz. Taryn Christion, QB, Sioux Falls Dalton Cox, LB, Aberdeen Christian Rozeboom, LB, Sioux Center, Iowa
1919:	Russell Walseth	1977:	Paul Erickson, S, Austin, Minn. Greg Miller, OT, Mitchell Brad Seely, OG, Baltic Bill Matthews, DE, Wessington	1999:	Matt Berry, C, Spearfish Greg Niederauer, WR, Miller Willi Pung, LB, Braham, Minn.	2019:	Adam Anderson, WR, Orlando, Fla. Logan Backhaus, LB, Spirit Lake, Iowa Ryan Earith, DE, Papillion, Neb. Evan Greenaway, OL, Yankton Christian Rozeboom, LB, Sioux Center, Iowa Luke Sellers, FB, Papillion, Neb.
1920:	James Salisbury	1978:	Chuck Benson, FB, Fulton Chuck Loewen, OT, Mountain Lake, Minn. Mickey Reed, LB, Rochester, Minn. Rick Reese, LB, Des Moines, Iowa	2000:	Brock Beran, WR, Omaha, Neb. Andy Rennerfeldt, QB, Oakland, Neb. Chris Reiner, S, Yankton	2020:	Logan Backhaus, LB, Spirit Lake, Iowa Wes Genant, OL, Parkston Michael Griffin II, S, Cottage Grove, Minn. Pierre Strong, Jr., RB, Little Rock, Ark. Preston Tetzlaff, LB, Brookings
1921:	Ralph Towers	1979:	Gary Maffett, QB, Urbandale, Iowa Mark Kool, OG, Huron Mark Sanders, DE, Austin, Minn. Todd Richards, CB, Urbandale, Iowa	2001:	Josh Buchholtz, WR, Aurora Kyle Haroldson, LB, Bruce Jesse Ranek, LB, Tyndall Josh Ranek, RB, Tyndall	2021:	Logan Backhaus, LB, Spirit Lake, Iowa Wes Genant, OL, Parkston Michael Griffin II, S, Cottage Grove, Minn. Mason McCormick, OL, Sioux Falls Pierre Strong, Jr., RB, Little Rock, Ark. Xavier Ward, DL, Freeman, S.D.
1922:	George Roberts	1980:	Mike Daiss, OG, Montevideo, Minn. Mike Breske, CB, Rock Rapids, Iowa Mike McKnight, DT, Silver Bay, Minn. Dan Johnson, FB, Madison	2002:	Shane Delbridge, DL, Union Center Dan Fjelldheim, QB, Watertown Joe Ford, CB, Brandon Phil Oksness, LB, Luverne, Minn.		
1923:	Robert Coffey	1981:	Quinten Hofer, OT, Hot Springs Paul Reynen, TE, Mitchell Brad Christenson, S, Audubon, Iowa Tom Olson, LB, Des Moines, Iowa	2003:	Kevin Brown, CB, Commerce City, Colo. Scott Connot, S, Spencer, Neb. Justin Landis, S, Colman Ben Studer, OT, Wesley, Iowa		
1924:	Willis Motley	1982:	Lee Lundie, DT, Rapid City Milton Stuckey, CB, Chicago, Ill. Dave Larsen, DE, Wentworth Dwayne Postma, OG, Doon, Iowa Jeff Osmundson, OG, Sioux Falls	2004:	Joey Abell, DE, Brooklyn Park, Minn. Chris Coquette, LB, Crookston, Minn. Solomon Johnson, WR, St. Petersburg, Fla. Michael Suhm, OL, Highmore		
1925:	Frank Kelley	1983:	Dave Fremark, LB, Miller Randy Pirner, CB, Wagner Ken Jensen, DT, White Bear Lake, Minn. Mike Orr, OG, Urbandale, Iowa Mike Reiner, OT, Tripp	2005:	Josh Davis, WR, Omaha, Neb. Paul Keizer, OG, Hull, Iowa Gabe Koenigsfeld, DE, Marble Rock, Iowa Hank McCall, CB, Algona, Iowa		
1926:	Clyde (Buck) Starbeck	1984:	Paul Prout, FB, Sioux City, Iowa John Lewis, LB, Sioux City, Iowa Greg Sorenson, CB, Brainerd, Minn. Todd Yackley, DE, Onida	2006:	Jeff Hegge, S, Watertown Andy Kardoes, QB, Algona, Iowa Marty Kranz, LB, Watertown Mark Oelkers, C, Austin, Minn.		
1927:	Arnold Brevik	1985:	Mike Busch, QB, Huron Dennis Thomas, TE, Parkston Bruce Klostermann, LB, Dyersville, Iowa Mark Diesch, OT, Blooming Prairie, Minn.	2007:	Mitch Erickson, OG, Hutchinson, Minn. Andrew Hoogeveen, DB, Sioux Center, Iowa Cory Koenig, RB, Underwood, Iowa Justin Kubesh, LB, Olivia, Minn.		
1928:	Lovell Hiner	1986:	Jeff Tiefenthaler, WR, Armour Doug Pearson, OG, Whitewater, Wis. Brian Sisley, NG, Edgemont Jay Sohler, DT, Yankton K.C. Johnson, PK, Yankton Jeff Mounts, C, Sioux City, Iowa				
1929:	Harry Hadler						
1930:	Ray Jennison, Ray Schultz						
1931:	Maynard Tollefson, Nusier Salem						
1932:	Dale Palmer						
1933:	Dale Palmer						
1934:	Fred Johnson						
1935:	Dick Emmerich						
1936:	Ed Lienhart						
1937:	Charles Stanson						
1938:	Lloyd Ptak, Bob Riddell						
1939:	Jim Emmerich, Arndt Mueller						
1940:	Roger Ulrich						
1941:	Leon Anderson						
1942:	George Gehant, Ervin "John" Bylander						
1943-44:	no football — World War II						
1945:	Robert Schryver						
1946:	Fritz Norgaard, Bill Melody						
1947:	Paul Gilbert, Arnie Cook						
1948:	Marv Larson, Forest Lothrop						
1949:	Tom Tabor, Madison Francis Schumacher, Ipswich						
1950:	George Medchill, C, Clarkfield, Minn. Don Bartlett, E, Centerville						
1951:	Doug Eggers, G, Wagner Marv Kool, E, Hawarden, Iowa						
1952:	Roger Anderson, T, Spearfish Pete Retzlaff, HB, Ellendale, N.D.						
1953:	Arlin Anderson, Milbank Alan Evans, Aberdeen						
1954:	Jerry Welch, HB, Minneapolis, Minn. Jack Nitz, T, Brookings						
1955:	Jerry Acheson, E, Flandreau Larry Korver, B, Orange City, Iowa						
1956:	Harwood Hoeft, T, Groton Bob Betz, FB, Madison						
1957:	Len Spanjers, G, Milbank Wayne Haensel, T, Walnut Grove, Minn.						
1958:	Al Breske, HB, Webster Merlin Newman, G, Redfield						
1959:	Ken Hanifly, E, Belle Fourche Jim Vacura, HB, Jackson, Minn.						
1960:	Leland Bonhus, T, Storden, Minn. Ray Gaul, QB, Hawarden, Iowa						
1961:	Joe Thorne, FB, Beresford Mike Sterner, G, Sioux Falls						
1962:	John Stone, FB, Hendricks, Minn. Roger Eischens, E, Canby, Minn. Dean Koster, QB, Lake Benton, Minn.						

ALL-TIME AWARD WINNERS



ALL-NORTH

CENTRAL CONFERENCE

1922: Wilfred Sundet, E; Adolph Bachman, G; Frank Welch, B; Clarence Schutte, B.

1923: George Thompson, E.

1924: George Seeley, G; Clyde "Buck" Starbeck, C; Frank Welch, B; Frank Kelley, B.

1925: George Seeley, G; Clyde Starbeck, C.

1926: Robert Eggers, E; George Seeley, G; Clyde "Buck" Starbeck, C; Howard Biegert, B; Frank Kelley, B.

1927: Walter Parmeter, T; Arnold Brevik, G; Roman Schaefer, B.

1928: Harry Krug, E; Ray Jenison, T; Harry "Henry" Hadler, G; Roman Schaefer, B; Weert Englemann, B.

1929: Weert Englemann, B.; Lemme Herting, E; Ray Jenison, T; Harry "Henry" Hadler, G;

1930-31: No selections

1932: Dale Palmer, E; Harold Rott, T; Don Kummer, C; Fred Johnson, B.

1933: Isadore Ginsberg, E; Alfred Arndt, T; Hal Price, G; Paul Miller, B; Fred Johnson, B.

1934: Isadore Ginsberg, E; Alfred Arndt, T; Hal Price, G; Paul Miller, B; Fred Johnson, B.

1935: Lyle Sundet, G; Paul Miller, B.

1936: Mark Barber, B.

1937: Bob Riddell, E; Bob Pylman, T.

1938: Bob Riddell, E; Gerald Stablein, T; Lloyd Ptak, B.

1939: William Mattison, E; Rollins Emmerich, G; Arndt Mueller, G; Don Smith, C; Allen Schroeder, B.

1940: Harry Voels, E; Warren Evans, T; Leon Anderson, G; Tom Archer, C.

1941: Leon Anderson, G.

1942: George Gehant, G; Ervin Bylander, G.

1943-45: No NCC competition — World War II

1946: Paul Gilbert, E; Ozzie Schock, G; Bill Melody, C.

1947: Paul Gilbert, E; Arnold Cook, T; Don Volk, B.

1948: Tom Tabor, B.

1949: Don Bartlett, E; Dale Bowyer, T; George Medchill, C; Herb Bartling, B; Darrell Zimmerman, B.

1950: Don Bartlett, E; Dale Bowyer, T; Howard Amen, C; George Medchill, C; Herb Bartling, B; Warren Williamson, B; Bill Gibbons, B.

1951: Marv Kool, E; Bob Durland, G; Doug Eggers, G; Pete Retzlaff, B; Dallas Hoff, B.

1952: Lou Guida, G; Ken Kortmeyer, C; Pete Retzlaff, B.

1953: Loren Englund, E; Dick Walker, G; Dick Klawitter, C; Jerry Welch, B; Roger Denker, B.

1954: Jack Nitz, T; Roger Kerns, G; Harold Backlund, C; Jerry Welch, B; Roger Denker, B.

1955: Jerry Acheson, E; Harwood Hoeft, T; Len Spanjers, G; Dick Klawitter, C; Bob Betz, B; Dick Steiner, B; Larry "Bubb" Korver, B.

1956: Harwood Hoeft, T; Bob Betz, B; Arnold "Nig" Johnson, B.

CONFERENCE MVPs

1950: Herb Bartling
1954: Jerry Welch
1957: Len Spanjers
1961: Joe Thorne (back)
Mike Sterner (line)
1962: Roger Eischens (line)
1963: Wayne Rasmussen (back)
1968: Darwin Gonnerman (back)
1974: Lynn Boden (offensive lineman)
1977: Bill Matthews (defensive lineman)
1978: Rick Reese (defensive back)
1979: Gary Maffett (offensive back)

1985: Mike Busch (offensive back)
1987: Dan Sonnek (offensive back)
1988: Ted Wahl (offensive back)
1992: Doug Miller (defensive back)
1994: Adam Timmerman (off. lineman)
2001: Josh Ranek (offensive back)
2005: Parker Douglass (special teams)
2006: Parker Douglass (special teams)
2009: Danny Batten (co-defensive)
2016: Taryn Christion (offensive)
2020-21: Mark Gronowski (offensive)

1957: Ellis Jensen, E; Wayne Haensel, T; Len Spanjers, G; Al Breske, B; Ron LaVallee, B.

1958: Dick Raddatz, E; James Craig, T; Al Breske, B.

1959: Lee Bondhus, T; Ken Holm, G; Jim Vacura, HB.

1960: Lee Bondhus, T; Joe Thorne, B.

1961: Roger Eischens, E; Mike Sterner, G; Dean Koster, QB; Joe Thorne, FB.

1962: 1st Team: Roger Eischens, E; Jerry Ochs, C; Dean Koster, QB; Wayne Rasmussen, HB. 2nd Team: Jim Ricke, G; Gary Boner, HB.

1963: Darrel Tramp, E; Ed Maras, E; Dave Westbrook, T; Jerry Ochs, C; Ron Meyer, QB; Wayne Rasmussen, HB.

1964: Ed Maras, E; Ron Meyer, QB.

1965: No selections

1966: No selections

1967: Wayne Onken, OT; Darwin Gonnerman, RB; Tom Rockers, DE; Bryan Peeke, LB.

1968: Darwin Gonnerman, RB; Tom Rockers, DE.

1969: Clyde Hagen, TE; Jim Langer, LB.

1970: Chuck Kavanagh, DB.

1971: Jim Heinitz, LB.

1972: Phil Engle, DT.

1973: Les Tuma, RB; Charlie Clarksean, DB.

1974: Lynn Boden, OT; Jerry Lawrence, DT; J.D. Alexander, LB.

1975: Fred Schmidt, C; Ron Christensen, DT; Jere Rambow, DB.

1976: Doug Jackson, CB; Monte Mosiman, TE; Bill Matthews, DT; Gene Ludens, LB.

1977: Monte Mosiman, TE; Bill Matthews, DE; Roberto Parker, DT.

1978: Lionel Macklin, WR; Dave Scheele, OT; Joel Price, OG; Rick Reese, LB.

1979: 1st Team: Lionel Macklin, WR; Gary Maffett, QB; Chuck Loewen, OT; Dan Dummermuth, FS. 2nd Team: Mark Kool, OG; Dan Johnson, FB; Jay Eliason, DT; Mike Breske, CB.

1980: 1st Team: Brian Bunkers, RB; Tony Harris, K; Mark Dunbar, DE; 2nd Team: Quinten Hofer, DT; Mike Breske, CB.

1981: 1st Team: Marty Higgins, QB; Quinten Hofer, OT; Dan Dummermuth, FS; 2nd Team: Tom Olson, LB; Mike Ethier, WR; Brian Bunkers, RB.

1982: 1st Team: No selections. 2nd Team: Mike Ethier, WR; Jeff Osmundson, OG; Mike Law, QB; Dave Knowlton, DE.

1983: 1st Team: Mike Ethier, WR; 2nd Team: Randy Pirner, CB; Mike Reiner, OT.

1984: 1st Team: Rick Wegher, TB; Rick Sweet, OG; Dennis Thomas, TE; Todd Yackley, DE; 2nd Team: No selections.

1985: 1st Team: Mike Busch, QB; Diesch, OT; Jeff Tiefenthaler, WR; Dan Sonnek, TB; Mark 2nd Team: Dennis Thomas, TE; Bruce Klostermann, LB; Brian Sisley, NG; K.C. Johnson, K.

1986: 1st Team: Jeff Tiefenthaler, WR; 2nd Team: Ted Wahl, QB; Dan Sonnek, RB; Brian Sisley, NG; Darrin Thurston, LB; Tom Sieh, SS.

1987: 1st Team: Dan Sonnek, RB; 2nd Team: Ted Wahl, QB; Norm Lingle, OT; Dan Ziegler, CB; J.J. Weems, DT.

1988: 1st Team: Ted Wahl, QB; Dan Duitscher, OG; Darwin Bishop, DT; 2nd Team: J.D. Berreth, WR; Ted Ortale, NG; Greg Osmundson, LB; Tim Kwapioski, CB.

1989: 1st Team: Lance Prouty, OT; Kevin Tetzlaff, NG; 2nd Team: Tim Hawkins, P; Jamie Grosdidier, RB; Greg Osmundson, LB.

1990: 1st Team: Tom Bloom, OT; 2nd Team: Darren Brickman, APB

1991: 1st Team: Darren Baartman, WR; Shane Bouman, QB; Kevin Tetzlaff, DL; Doug Miller, LB. 2nd Team: Mike Myers, WR; Paul Wildemann, DL; Dave Peterson, DB.

1992: 1st Team: Adam Timmerman, OT; Adam Vinatieri, P; Doug Miller, LB; Dave Peterson, DB. 2nd Team: Mike Myers, WR; Greg Springman, TE; Dan Hoke, DL; Adam Vinatieri, K.

1993: 1st Team: Adam Timmerman, OT; Jake Hines, TE; Todd McDonald, QB; Jim Remme, DE; Adam Vinatieri, P. 2nd Team: Collin Breyfogle, OG; Matt Beier, WR; Dean Herrboldt, WR; Dan Nelson, RB; Mark Struck, DB; Mike Jaunich, DB.

1994: 1st Team: Adam Timmerman, OT; Jake Hines, TE; Jason Aune, DE; Mike Jaunich, DB; Adam Vinatieri, P. 2nd Team: Jay Bohlinger, OG; Dean Herrboldt, WR; Paul Klinger, RB.

1995: 1st Team: Brett Beran, APB. 2nd Team: Lance Wipf, TE; Tim Fogarty, LB.

1996: 1st Team: Jay Bohlinger, OG; Rusty Lenners, WR; Joel Lensegrav, DB; Tom O'Brien, P. 2nd Team: Chad Peters, LB.

1997: 1st Team: Troy Hart, OT; Nate Millerbernd, WR; Jeff Wolgamott, DE; Tom O'Brien, P. 2nd Team: No selections.

1998: 1st Team: Steve Heiden, TE; Josh Ranek, RB; Zach Carter, DT; Tom O'Brien, P; Brett Gorden, K. 2nd Team: Craig Ploetz, OG; Sterne Akin, LB.

1999: 1st Team: Matt Berry, OC; Josh Ranek, RB; 2nd Team: Casey Hillman, DB.

2000: 1st Team: No selections; 2nd Team: Brock Beran, WR.

2001: 1st Team: Josh Ranek, RB; 2nd Team: Nate Scheuer, OG.

2002: 1st Team: Kevin Brown, KOR; 2nd Team: Ben Studer, OL; Dan Fjeldheim, QB; Scott Nedved, RB; Kevin Brown, DB.

2003: 1st Team: Josh Davis, WR; Ben Studer, OT; 2nd Team: Andy Wagstrom, OT; Paul Keizer, TE; Brad Nelson, QB; Joey Abell, DE; Chris Coauette, LB; Rodney Francois, LB.



ALL-GREAT WEST FOOTBALL CONFERENCE

2004: 1st Team: Anthony Watson, RB; Joey Abell, DL; Chris Coauette, LB; Neal Bainbridge, P; 2nd Team: Taylor Murray, OL; Paul Keizer, TE; Hank McCall, DB.

2005: 1st Team: Mitch Erickson, OL; Parker Douglass, K; 2nd Team: Paul Keizer, OL; Taylor Murray, OL; Josh Davis, WR; Anthony Watson, RB; Cory Koenig, RB; Gabe Koenigsfeld, DL; Billy Ray Kirch, LB; Hank McCall, DB.

2006: 1st Team: Parker Douglass, K; Mitch Erickson, OL; Chris Wagner, TE; Anthony Watson, RB; 2nd Team: Jason Bonwell, DL; Preston Crumly, OL; Nick Flesner, OL; JaRon Harris, WR; Micah Johnson, WR; Andy Kardoos, QB; Justin Kubesh, LB; Mitch Pontrelli, DL.

2007: 1st Team: Danny Batten, DE; Parker Douglass, K; Mitch Erickson, OL; Brock Gentile, DB; Tyler Koch, DB; Cory Koenig, RB; Justin Kubesh, LB; Jimmy Rogers, LB; 2nd Team: Preston Crumly, OL; JaRon Harris, WR; Chris Johnson, LB; Mitch Pontrelli, DL; Kevin Robling, OL; Eric Schroeder, DL; Chris Wagner, TE.

ALL-TIME AWARD WINNERS



ALL-MISSOURI VALLEY FOOTBALL CONFERENCE

2008: *1st Team:* Danny Batten, DE; Ryan Berry, QB; JaRon Harris, WR. *2nd Team:* Glen Fox, WR; Kyle Minett, RB; Peter Reifenrath, K; Kevin Robling, OL; Jimmy Rogers, LB; Eric Schroeder, DL.

2009: *1st Team:* Danny Batten, DE; Derek Domino, LB; Ryan McKnight, OL. *2nd Team:* Glen Fox, WR; Conrad Kjerstad, DB; Casey Knips, OL; Kyle Minett, RB; Dean Priddy, P.

2010: *1st Team:* Cole Brodie, DB; Colin Cochart, TE; Derek Domino, LB; Ryan McKnight, OL; Kyle Minett, RB. *2nd Team:* Cole Brodie, RS; Corey Jeske, DB; Dean Priddy, P.

2011: *1st Team:* Jason Schlautman, P. *2nd Team:* Mike Lien, LB; Dale Moss, WR; Winston Wright, DB.

2012: *1st Team:* Ross Shafrath, LB; Bryan Witzmann, OL; Zach Zenner, RB. *2nd Team:* Will Castle, OL; T.J. Lally, LB; Skyler Luxa, DB; Doug Peete, DL.

2013: *1st Team:* R.C. Kilgore, LB; Jason Schneider, WR; Bryan Witzmann, OL; Winston Wright, DB; Zach Zenner, RB. *2nd Team:* Vince Benedetto, FB/TE; Chase Douglas, DL.

2014: *1st Team:* Trevor Greger, OL; Jake Wieneke, WR; Zach Zenner, RB. *2nd Team:* T.J. Lally, LB; Cole Langer, DL; Jason Schneider, WR; Justin Syrovatka, PK.

2015: *1st Team:* Dallas Goedert, TE; Jake Wieneke, WR. *2nd Team:* Jimmie Forsythe, DB; T.J. Lally, LB; Cole Langer, DL; Jacob Ohnesorge, OL.

2016: *1st Team:* Taryn Christion, QB; Dallas Goedert, TE; Jacob Ohnesorge, OL; Christian Rozeboom, LB; Jake Wieneke, WR. *2nd Team:* Jesse Bobbit, LB; Kane Louscher, FB; Brady Mengarelli, RB; Kellen Soulek, DL.

2017: *1st Team:* Jordan Brown, DB; Dallas Goedert, TE; Jacob Ohnesorge, OL; Christian Rozeboom, LB; Jake Wieneke, WR. *2nd Team:* Taryn Christion, QB; Kane Louscher, FB; Kellen Soulek, DL; Chase Vinatieri, K.

2018: *1st Team:* Jordan Brown, DB; Taryn Christion, QB; Cade Johnson, WR; Tiano Pupungatoa, OL; Christian Rozeboom, LB. *2nd Team:* Ryan Earith, DE; Brady Hale, P; Bradley Sorenson, LS.

2019: *1st Team:* Cade Johnson, WR; Christian Rozeboom, LB; Pierre Strong Jr., RB. *2nd Team:* Matt Clark, OL; Ryan Earith, DE; Don Gardner, CB; Luke Sellers, FB.

2020-21: *1st Team:* Logan Backhaus, LB; Don Gardner, CB; Garret Greenfield, OL; Mark Gronowski, QB; Zach Heins, TE; Caleb Sanders, DT; Pierre Strong, Jr., RB. *2nd Team:* Jaxon Janke, WR; Mason McCormick, OL.

MVFC WEEKLY AWARD WINNERS

OFFENSIVE PLAYER OF THE WEEK

2008: Kyle Minett (Sept. 27); Ryan Berry (Nov. 8)
2009: Kyle Minett (Sept. 26)
2011: Aaron Rollin (Oct. 8); Dale Moss (Oct. 29); Austin Sumner (Nov. 5)
2012: Austin Sumner (Oct. 27); Zach Zenner (Nov. 8)
2013: Zach Zenner (Sept. 7, Sept. 21); Brandon Hubert (Oct. 26); Austin Sumner (Nov. 23)
2014: Zach Zenner (Sept. 6); Austin Sumner (Nov. 15)
2015: Jake Wieneke (Sept. 5); Zach Lujan (Sept. 26)
2016: Jake Wieneke (Sept. 3); Dallas Goedert (Oct. 1); Taryn Christion (Oct. 8, Oct. 15); Brady Mengarelli (Nov. 12)
2017: Taryn Christion (Oct. 28, Nov. 18)
2018: Cade Johnson (Sept. 8)
2018: Cade Johnson (Sept. 8)
2019: J'Bore Gibbs (Oct. 12)
2020-21: Pierre Strong, Jr. (Feb. 19); Mark Gronowski (Mar. 6)

DEFENSIVE PLAYER OF THE WEEK

2009: Derek Domino (Sept. 12); Jake Steffen (Sept. 26); General Parnell (Oct. 10)
2010: Corey Jeske (Oct. 9)
2011: Dirk Kool (Sept. 3); Winston Wright

(Nov. 12)
2012: T.J. Lally (Sept. 22); Ross Shafrath (Sept. 29)
2013: Dallas Brown (Sept. 14); Winston Wright (Oct. 12)
2015: Nick Farina (Nov. 14); T.J. Lally (Nov. 21)
2016: Kellen Soulek (Oct. 22); Dallas Brown (Nov. 19)
2017: Christian Rozeboom (Oct. 28)
2020-21: Adam Bock (Apr. 17)

SPECIAL TEAMS PLAYER OF THE WEEK

2008: Peter Reifenrath (Nov. 22)
2009: Kyle Harris (Sept. 12, Oct. 24); Dean Priddy (Oct. 10); Tyrel Kool (Nov. 14)
2010: Cole Brodie (Oct. 9); Peter Reifenrath (Oct. 23)
2012: Ethan Sawyer (Sept. 15); Justin Syrovatka (Nov. 3)
2014: Justin Syrovatka (Nov. 22)
2015: Jay Carlson (Oct. 31)
2017: Chase Vinatieri (Sept. 9, Nov. 11)
2018: Brady Hale (Sept. 8, Oct. 13); Chase Vinatieri (Oct. 6)
2019: Jaxon Janke (Sept. 7)
2020-21: Cole Frahm (Mar. 13, Apr. 17)

OFFENSIVE LINEMAN OF THE WEEK

2008: Kevin Robling (Aug. 30, Nov. 1)
2009: Ryan McKnight (Oct. 24)

2012: Will Castle (Sept. 8); Bryan Witzmann (Sept. 22, Oct. 27)
2014: Dylan Seiter (Sept. 6); Andrew Mueller (Nov. 8)
2015: Dylan Seiter (Sept. 26)
2016: Tiano Pupungatoa (Oct. 8)
2017: Jacob Ohnesorge (Sept. 16, Oct. 7)
2018: Edward Miller (Sept. 15); Evan Greenway (Nov. 3)
2019: Aaron Johnson (Aug. 29)
2020-21: Garret Greenfield (Mar. 6, Mar. 20)

NEWCOMER OF THE WEEK

2011: Dale Moss (Sept. 17); Austin Sumner (Oct. 8, Oct. 29)
2012: T.J. Lally (Sept. 15, Sept. 22, Oct. 27, Nov. 3)
2013: Dallas Brown (Sept. 14)
2014: Jake Wieneke (Oct. 11, Nov. 15)
2015: Taryn Christion (Oct. 10, Oct. 17)
2016: Christian Rozeboom (Oct. 1, Oct. 15)
2017: Skyler Cavanaugh (Oct. 7); Cade Johnson (Oct. 21, Nov. 18)
2018: Pierre Strong, Jr. (Nov. 10, Nov. 17)
2019: J'Bore Gibbs (Oct. 12); Keaton Heide (Nov. 16)
2020-21: Mark Gronowski (Feb. 19, Apr. 17); Isaiah Davis (Mar. 20)

ACADEMIC ALL-AMERICANS

1974: Bob Gissler (2)
Dan Somsen (2)
1975: Bill Matthews (1)
Bob Gissler (2)
1977: Bill Matthews (1)
1978: Paul Kippley (2)
1979: Tony Harris (1)
Paul Kippley (1)
1980: Paul Kippley (2)
1987: Dan Sonnek (1)
1991: Kevin Tetzlaff (2)
1994: Jake Hines (2)
Adam Vinatieri (2)
2001: Josh Ranek (2)
2005: Mitch Klein (2)

2006: Parker Douglass (2)
Cory Koenig (1)
2007: Parker Douglass (2)
Cory Koenig (1)
2008: Kyle Minett (1)
Kevin Robling (2)
2009: Kyle Minett (1)
Conrad Kjerstad (2)
2010: Kyle Minett (1)
Tyler Duffy (2)
2012: Zach Zenner (2)
2013: Jason Schneider (1)
Zach Zenner (1)
2014: Nick Purcell (1)
Jason Schneider (1)
*Zach Zenner (1)

2015: Shayne Gottlob (2)
Nick Mears (1)
Jake Wieneke (2)
2016: Nick Mears (1)
Jake Wieneke (1)
2017: Dalton Cox (2)
Wes Genant (2)
2018: Dalton Cox (1)
Wes Genant (1)
2019: Wes Genant (1)
Logan Backhaus (3)

Note: Number in parentheses indicates first or second team
* Selected as Academic All-America Team Member of the Year for Division I football

ALL-TIME AWARD WINNERS

ACADEMIC ALL-NCC

1974:	Dan Somsen, OL Bill Mast, QB Bob Gissler, DL Doug Wertish, DB	1994:	Jake Hines, TE Adam Timmerman, OL Brent Rohlf, LB Adam Vinatieri, K Mark Struck, DB
1975:	Dan Somsen, OL Corwyn Mosiman, OL Abe Chadderdon, WR Greg Hart, RB Bill Mast, QB Bob Gissler, DL Bill Matthews, DL	1995:	Rusty Lenners, WR Tim Fogarty, LB Scott Sievers, RB Mark Struck, DB Brett Gorden, K
1976:	Brad Seely, OL Bill Matthews, DL	1996:	Matt Beier, WR Chad Peters, LB Brett Gorden, K
1977:	Brad Seely, OL Bill Matthews, DL	1997:	Sterne Akin, LB Brett Gorden, K Brad Peterson, DT
1978:	Brad Alfred, OL Paul Kippley, DB	1998:	Brett Gorden, K Steve Heiden, OL Lee Munger, DL Sterne Akin, LB Vic Sosa, DB Corey Wulf, LB
1979:	Jeff Eitrem, OL Chuck Loewen, OL Tony Harris, K Mike McKnight, DL Paul Kippley, DB	1999:	Brad Beck, OL Greg Niederauer, WR Josh Ranek, RB
1980:	Ron Schneider, RB Tony Harris, K Doug Decker, DL	2000:	Brad Beck, OL Brock Beran, WR Chris Paul, TE Josh Ranek, RB
1982:	Mike Law, QB Dave Fremark, LB	2001:	Josh Ranek, RB
1983:	Mark Diesch, OL Mike Law, QB Dave Fremark, LB	2002:	Ben Fast, OL Scott Nedved, RB
1985:	Mark Diesch, OL Jeff Mounts, OC Dennis Thomas, TE Dan Sonnek, RB Matt Stanley, LB	2003:	Chris Coauette, LB Scott Connot, DB Brian Janecek, WR
1986:	Dan Sonnek, RB Jeff Tiefenthaler, WR Greg Schmidt, DB K.C. Johnson, K	Note: No selections in 1981 or 1984	
1987:	Dan Sonnek, RB Greg Schmidt, DB Mike Temme, OL Dan Duitscher, OL	ACADEMIC ALL-GWFC	
1988:	Dan Duitscher, OL Mike Temme, OL Kevin Tetzlaff, DL	2004:	Travis Ahrens, DL Scott Breyfogle, DB Chris Coauette, LB Jeff Davis, OL Brian Janecek, WR Marty Kranz, LB Mitch Klein, DB Hank McCall, DB Greg Peitz, TE John Perry, DB
1989:	Mike Temme, OL Jamie Grosdidier, RB Kevin Tetzlaff, DL Greg Osmundson, LB Ken Tiefenthaler, DB	2005:	Paul Aanonson, WR/KR Matt Anderson, TE Ryan Berry, QB Scott Breyfogle, DB Parker Douglass, K Dan Dykhouse, TE Mitch Erickson, OL Andrew Hoogeveen, LB Mitch Klein, DB Cory Koenig, RB Marty Kranz, LB John Perry, DB Mitch Pontrelli, DL
1990:	Tom Haensel, DB Kelly McDermott, OC Jamie Grosdidier, RB Ken Tiefenthaler, DB	2006:	Matt Anderson, TE Steven Bazata, DL Scott Breyfogle, DB Parker Douglass, K Mitch Erickson, OL Andrew Hoogeveen, LB Chris Johnson, LB
1991:	Kevin Tetzlaff, DL Jamie Grosdidier, RB Tim Burns, TE Darren Baartman, WR Jim Remme, OL Doug Miller, LB Scott Lewis, DB	2006:	Casey Knips, OL Cory Koenig, RB Marty Kranz, LB
1992:	Doug Miller, LB Jim Remme, DL Tim Burns, TE Adam Timmerman, OT Chad Masters, LS	2006:	Mark Oelkers, OL Mitch Pontrelli, DL Kevin Robling, OL
1993:	Jake Hines, TE Adam Timmerman, OL		
1993:	Brent Rohlf, LB Jim Remme, DL Adam Vinatieri, K		

2007:	Paul Aanonson, KR Matt Anderson, TE Ryan Berry, QB Derek Domino, LB Parker Douglass, K Mitch Erickson, OL Nick Flesner, OL Andrew Hoogeveen, DB Chris Johnson, LB Conrad Kjerstad, DB Casey Knips, OL Cory Koenig, RB Kyle Minett, RB Dean Priddy, P Kevin Robling, OL Jimmy Rogers, LB
-------	--

ACADEMIC ALL-MVFC

2008:	Ryan Berry, QB (1) Tyler Duffy, RB (1) Conrad Kjerstad, DB (2) Kyle Minett, RB (1) Kevin Robling, OL (1)
2009:	Tyler Duffy, RB (1) Chris Johnson, LB (2) Conrad Kjerstad, DB (1) Kyle Minett, RB (1)
2010:	Zach Buchner, OL (2) Derek Domino, LB (1) Tyler Duffy, RB (1) Matt Hylland, WR (2) Brad Iverson, WR (2) Kyle Minett, RB (1) Alex Olinger, OL (2) Dean Priddy, P (2)
2011:	Bo Helm, DB (2) Brandon Hubert, WR (2) Brad Iverson, TE (1) Alex Olinger, OL (2) Taylor Suess, OL (2)
2012:	Seth Daughters, TE (2) Brandon Hubert, WR (2) Tyrel Kool, WR (2) Alex Olinger, OL (1) Nick Purcell, OL (2) Jason Schneider, WR (2) Ross Shafraath, LB (2) Taylor Suess, OL (1) Zach Zenner, RB (1)
2013:	Brandon Hubert, WR (2) Jason Schneider, WR (1) Taylor Suess, OL (1) Zach Zenner, RB (1)
2014:	Cole Langer, DL (2) Nick Mears, DB (2) Nick Purcell, OL (2) Jason Schneider, WR (1) Zach Zenner, WR (1)
2015:	Jesse Bobbit, LB (2) Shayne Gottlob, DL (1) Cole Langer, DL (2) Nick Mears, DB (1) Jake Wieneke, WR (1)
2016:	Jesse Bobbit, LB (2) Taryn Christion, QB (1) Shayne Gottlob, DL (2) Kane Louscher, FB (2) Nick Mears, DB (1) Brady Mengarelli, RB (2) Jake Wieneke, WR (1)
2017:	Taryn Christion (1) Dalton Cox (1) Wes Genant (1) Caleb Lang (2) Kane Louscher (2) Brady Mengarelli (1) Jake Wieneke (1)

2018:	Taryn Christion (1) Dalton Cox (1) Wes Genant (1) Evan Greeneway (1)
2019:	Logan Backhaus (2) Evan Greeneway (1) Kallan Hart (2) Christian Rozeboom (2) Preston Tetzlaff (2) Reece Winkelman (2)
2020-21:	Logan Backhaus (1) Wes Genant (1) Aron Johnson (2) Preston Tetzlaff (1)

Note: Number in parentheses indicates first or second team

NCAA POSTGRADUATE SCHOLARSHIP RECIPIENTS

1980:	Chuck Loewen
1981:	Paul Kippley
1988:	Dan Sonnek
1995:	Jake Hines
2001:	Josh Ranek
2003:	Scott Connot
2008:	Ryan Berry, Kevin Robling
2014:	Ethan Sawyer, Jason Schneider, Zach Zenner
2018:	Dalton Cox

FCS ADA POSTGRADUATE SCHOLARSHIP

2007:	Cory Koenig
2008:	Ryan Berry
2014:	Zach Zenner
2018:	Taryn Christion

ALL-AMERICANS

Fifty-four football players have been honored with All-America honors during their playing days at South Dakota State. Following is a complete listing of these Jackrabbit All-Americans:

• FRANK KELLEY, halfback, 1926

Kelley was the spark plug who ignited the Jackrabbits to an undefeated season in 1926.

The team's leading rusher, Kelley also gained nationwide attention for his drop kicks, particularly in games against St. Louis University and Hawaii, where his toe accounted for the winning points. He also posed a threat passing, and during the season either ran, passed or kicked for all of the Jackrabbits' points in North Central Conference play.

A Tyndall native, Kelley earned eight letters as a Jackrabbit, starting in both football and basketball, while also running on the track team. He broke two world records in 1925, running the 45-yard low hurdles in 5.8 seconds and the 50-yard high hurdles in 6.3 seconds.

Following graduation, he played in 17 games for the champion New York Giants.

• WEERT ENGLEMAN, halfback, 1929

Called the "Flying Dutchman of Miller", Englemann broke up several tight games with explosive bolts through the line. An all-conference choice in both 1928 and 1929, he led the Jackrabbits in both rushing and scoring.

Englemann also excelled in track and field, winning a record 12 individual North Central Conference titles. He also became the first South Dakotan to win an event at the Drake Relays, capturing the top spot in the triple jump in 1929 before winning the discus in 1930.

Englemann went on to star on the defensive side of the ball for the Green Bay Packers from 1930-33.

• AL ARNDT, guard, 1934

A two-way player, Arndt starred at offensive guard and defensive tackle for the Jackrabbits. A mainstay in the line for three seasons, he led the team in tackles as a senior and was twice named all-North Central Conference.

Also a starter in basketball, Arndt went on to play professional football for the Pittsburgh Steelers and Boston Redskins.

• PAUL "WHITEY" MILLER, halfback, 1935

One of SDSU's most explosive runners, Miller led the Jacks to an upset victory over Wisconsin, when he scored on a 75-yard interception return.

During his senior year, he ran or passed for 11 of SDSU's 17 touchdowns, including two 70-yard runs. He played three seasons (1936-38) with the Green Bay Packers.

• HERB BARTLING, quarterback, 1950

Bartling spearheaded one of the most talented backfields in SDSU history, leading the Jackrabbits to an undefeated season in 1950 as he earned North Central Conference Most Valuable Player honors.

He also was a two-time all-NCC performer in basketball.

• HERB BACKLUND, center, 1954

Backlund didn't play center until his senior season, but proved to be a powerful downfield blocker and excellent pass blocker for quarterback Jerry Welch, who joined him on the All-America team that season.

• JERRY WELCH, quarterback, 1954

Welch stepped in at quarterback after a season-opening loss to Iowa State and guided the Jackrabbits to a 7-1 record the rest of the way.

A triple threat at running, passing and kicking, his nine touchdowns in 1954 included a 91-yard run from scrimmage and a 77-yard punt return. Many of his punt return records stood for more than 40 years.

Welch went on to play in the Canadian Football League with the Calgary Stampeders.

• LEN SPANJERS, guard, 1957

A three-time all-North Central Conference selection, Spanjers paced the 1957 Jackrabbit squad to the league crown.

Playing both offense and defense, the Milbank native was named the NCC's Most Valuable Player. Co-captain as a senior, he was also the team's punter. In 1955, he was the only sophomore named to the all-conference squad.

• JOE THORNE, fullback, 1961

Called "the best all-around player in the history of football at SDSU" by coach Ralph Ginn, Thorne paced the 1961 Jackrabbits to the North Central Conference title and an 8-2 season.

He tallied 958 rushing yards (5.5 ypc) his senior year, despite carrying the ball only twice in the fourth quarter all season. A two-time all-NCC selection, he piled up more than 2,000 career rushing yards and also played defensive back.

Thorne was drafted by the Green Bay Packers, but passed up the opportunity to play professionally. He died in 1965 while serving as a helicopter pilot in Vietnam.

• MIKE STERNER, guard, 1961

Mike Sterner teamed with his twin brother, John, to give SDSU opponents a dose of double trouble during a conference championship season in 1961, earning first-team all-NCC honors.

Sterner went on to a successful career as a wrestling coach at Southwest Minnesota State University and is a member of the NAIA Wrestling Hall of Fame.

• ROGER EISCHENS, end, 1962

A two-sport star, Eischens was also an All-America wrestler for the Jacks.

Named to the all-North Central Conference grid team twice, the Canby, Minnesota, native was the first SDSU player to gain more than 1,000 yards receiving for his career, tallying 1,094 yards on 65 receptions.

Also a defensive standout, his 85-yard interception return against Toledo (Ohio) in 1962, stood as the longest in program history for 45 years.

• JOHN STONE, linebacker/kicker, 1962

A native of Hendricks, Minnesota, Stone was named All-America after leading the nation in field goal kicking. Stone kicked nine field goals and 24 extra points for 51 points that season, his first as a kicker.

Stone also led the team in interceptions in 1962 and was one of the team's leading tacklers.

• WAYNE RASMUSSEN, halfback, 1963

The 1963 College Athlete of the Year in South Dakota, Rasmussen was all-North Central Conference in three sports: football, basketball and baseball.

The league's Most Valuable Back, Rasmussen rushed for 874 yards and caught 29 passes for 463 yards in leading the Jackrabbits to an unbeaten record in NCC play and a 9-1 overall record. He also was the team's leading kickoff and punt returner, and intercepted seven passes.

Following his career at SDSU, Rasmussen played 10 seasons with the Detroit Lions.

• DARWIN GONNERMAN, fullback, 1967 and 1968

The Adrian, Minnesota, powerhouse became SDSU's first two-time All-American when he put together back-to-back 1,000-yard seasons and became the school's career rushing leader.

A classic all-purpose player, Gonnerman set 13 school records, including the longest punt return in school history, 95 yards against North Dakota State, a record that still stands today.

Also a standout kicker, Gonnerman played two seasons with the Ottawa Roughriders in the Canadian Football League. In 1969, he was voted South Dakota College Football Player of the Decade.

• LYNN BODEN, guard, 1974

Boden had the distinction of being the only North Central Conference player ever picked in the first round of the National Football League Draft, when he was selected by the Detroit Lions in 1975.

The NCC's Most Valuable Offensive Lineman as a senior, the Osceola, Nebraska, native was a Kodak first-team All-American in 1974.

• BILL MATTHEWS, defensive end, 1977

Matthews came from a nine-man football program at Wessington to star three years for the Jacks — not only as a player, but as a student.

By the time he left SDSU, he had: earned first-team Academic All-America honors twice (1975, 1977); earned first-team Associated Press Little All-America recognition (1977); been named North Central Conference Most Valuable Defensive Lineman (1977), and was named to the all-NCC team twice (1976, 1977).

Matthews started at defensive tackle for two seasons before moving to defensive end as a senior. He was selected in the fifth round of the NFL Draft by the New England Patriots. He also played professionally for the New York Giants and the United States Football League's Denver Gold.

• CHUCK LOEWEN, offensive tackle, 1979

Loewen was a first-team Kodak All-American after helping lead the Jackrabbits to the 1979 NCAA Division II playoffs. He also earned third-team All-America honors from the Associated Press.

A first-team all-North Central Conference performer both as a player and academically, Loewen was awarded an NCAA Postgraduate Scholarship. He was drafted in the seventh round by the San Diego Chargers in 1980 and played five seasons in the NFL.

• RICK WEGHER, running back, 1984

Wegher put together a career year during his senior season, finishing second in the nation in rushing (119.7 ypg) and fourth in scoring.

He also put his name in the NCAA record book twice. The first came when Wegher and Wyoming's Kevin Lowe co-authored an NCAA record for most yards gained by two opposing backs with 533 (Wegher tallied 231). He also finished his career with an all-divisions NCAA-record 107 kickoff returns.

Wegher, who became the first player to rush for more than 1,000 yards in an NCC season, later signed with Calgary of the CFL.

• DENNIS THOMAS, tight end, 1985

A three-year starter from Parkston, Thomas set a then-SDSU record for career pass receptions with 123. A two-time all-North Central Conference selection, Thomas caught at least one pass in 29 consecutive games, tallying 1,441 career receiving yards.

He was signed as a free agent by the Denver Broncos in 1986, then by Cincinnati in 1987.

• JEFF TIEFENTHALER, wide receiver, 1985 and 1986

Tiefenthaler gained national attention when he set an NCAA record by catching at least one touchdown pass in 14 consecutive games. He added another national mark by catching at least one touchdown in 25 different games in his career.

The Armour native set nine school records and also set seven North Central Conference records as his career totals included 173 receptions for 3,621 yards and 32 touchdowns. He was a consensus All-America pick in 1986 and was one of three finalists for the Harlon Hill Award as the Division II Player of the Year. He also became the first SDSU player ever selected to play in the Senior Bowl.

• DAN SONNEK, tailback, 1987

Sonnek came to SDSU as a walk-on, but ended his career by earning second-team Little All-America recognition from the Associated Press and first-team NCAA Division II All-America honors from *The Football News*.

The Easton, Minnesota, native set school records for rushing in a game (268), season (1,518) and career (3,304). He led Division II in rushing as a sophomore and was the North Central Conference Most Valuable Back in 1987, after setting the league's career rushing mark.

In addition, Sonnek was a first-team Academic All-America selection and also was a recipient of an NCAA Postgraduate Scholarship.

ALL-AMERICANS DURING THE STIEGELMEIER ERA

• KEVIN TETZLAFF, nose guard, 1991

Tetzlaff became the second member of his family to earn All-America honors for the Jacks, following older brother, Mark, who was an All-American on the 1984-85 basketball team which finished runner-up in NCAA Division II.

A Hayti native, Tetzlaff earned first-team Little All-America honors from The Associated Press and the *Football Gazette*. He also earned GTE Academic All-America honors.

He later was named the winner of the Stan Marshall Award as the top male scholar-athlete in the North Central Conference for 1991-92.

After missing the entire 1990 season because of an injury, was selected to play in the Kelly Tire Blue-Gray All-Star Game following the 1991 season.

Tetzlaff earned all-NCC honors in 1989 and 1991, and was a three-time academic all-conference performer (1988, 1989, 1991).



• DOUG MILLER, linebacker, 1991 and 1992


Miller was a consensus All-American as a senior (Kodak, The Associated Press, *Football Gazette*, C.M. Frank). He played in the Kelly Tire Blue-Gray All-Star Game, and was a seventh-round draft pick of the San Diego Chargers.

He earned all-conference honors as a junior and senior, and was named Most Valuable Defensive Lineman in the NCC as a senior.

As a junior, Miller led the Jacks in tackles (114 in 10 games) and earned first-team NCAA Division II All-America honors from the *Football Gazette* and third-team Little All-America by The Associated Press.

Miller also earned academic all-conference honors twice, and was a member of the GTE-CoSIDA Academic All-District team as a senior.

A Sturgis native, Miller was killed on July 21, 1998, when struck by lightning while camping in Colorado.



• ADAM TIMMERMAN, offensive tackle, 1993 and 1994

Timmerman was a consensus All-American in 1993 and 1994, earning first-team All-America honors on all five recognized teams (The Associated Press, Football Coaches Association, *Football Gazette*, CoSIDA Division II and C.M. Frank) in 1994.

He earned the Jim Langer Trophy as the NCAA Division II Offensive Lineman of the Year in 1994. He also was the Most Valuable Offensive Lineman in the NCC, and was named Most Valuable Offensive Lineman in the 1995 Snow Bowl.

Timmerman was a seventh-round draft pick of the Green Bay Packers and started in two Super Bowls. In 1999, he signed with the St. Louis Rams and played in two more Super Bowls, as well as the Pro Bowl.

A native of Cherokee, Iowa, Timmerman played his way into the starting lineup in 1990, then missed the 1991 season because of a broken ankle. He earned first-team all-North Central Conference honors in 1992, 1993 and 1994.

In 1993, he was a first-team All-America selection on the C.M. Frank and CoSIDA/NCAA Division II teams, and was second team on The Associated Press Little All-America and *Football Gazette* teams.

Timmerman was also a two-time first-team academic all-NCC selection and was named to the GTE-CoSIDA Academic All-District VII Team.



ALL-AMERICANS

• JAKE HINES, tight end, 1994

Hines earned All-America honors both as a player (first-team CoSIDA and *Football Gazette*) and academically (GTE-CoSIDA second-team Academic All-America).

He was also SDSU's North Central Conference Honor Athlete for 1994-95 (top senior athletically and academically) and was one of three players from NCAA Division II football to earn an NCAA Postgraduate Scholarship, after compiling a 3.78 grade-point average in HPER. He completed his master's degree at Delta State (Miss.).

Hines lettered as a first-year freshman in 1991 after graduating from Harmony High School in Minnesota. He played in all 42 SDSU games during his career, finishing with 86 career receptions, seven for touchdowns, and 1,081 yards, making him the second tight end in SDSU to reach 1,000 yards receiving.




• ADAM VINATIERI, punter, 1994

The hero of two Super Bowl victories for the New England Patriots, Vinatieri led the North Central Conference in punting three straight years and left SDSU holding just about every school record for punting and place-kicking.

He was a first-team selection on two All-America teams in 1994, CoSIDA and *Football Gazette*. He set the single-season record for punting average at 43.5 yards per attempt in 1994, set the SDSU mark for the longest field goal at 51 yards (accomplished twice) and held the SDSU record for most points scored by a placekicker, at 195. He also set SDSU records for most career PATs, 104, and most career field goals, 27.

Vinatieri was a first-team all-NCC selection as a punter three straight years (1992-93-94) and earned second-team all-NCC honors as a placekicker in 1992. He was also a two-time first-team academic all-NCC selection, earning first-team all-district and second-team GTE-CoSIDA Academic All-America honors as a senior.

A graduate of Rapid City Central High School, Vinatieri embarked on his professional career with Amsterdam in the World League of American Football (now NFL Europe), before signing with the New England Patriots during the summer of 1996. He currently is a member of the Indianapolis Colts.



• TOM O'BRIEN, punter, 1996, 1997 and 1998

O'Brien inherited the SDSU punting duties from All-American Adam Vinatieri and promptly broke the SDSU single-season record by averaging 44.5 yards for 60 punts his sophomore season in 1996.

He led the nation (NCAA Division II) in punting in 1996, then improved his average, to 44.8, in 1997, but finished second in the nation.

O'Brien, who also handled kickoff duties for the Jackrabbits, earned first-team All-America honors on five different teams in 1996: The Associated Press, the American Football Coaches Association, CoSIDA, *Football Gazette*, and *Football Quarterly*.

The Chaska, Minnesota, native was selected to the AP and *Football Gazette* All-America teams in 1997, and was a third-team honoree by *Football Gazette* in 1998.



• BRETT GORDEN, kicker, 1998


Gorden earned third-team All-America honors from the *Football Gazette* in 1998.

A native of Winona, Minnesota, Gorden was SDSU's first four-time academic all-conference selection in football and was a second-team GTE academic

all-district selection as a senior. He also was a Burger King scholar-athlete and SDSU's NCC Honor Athlete, as the top senior male student-athlete.

He earned first-team all-conference honors as a senior, as well as second-team Daktronics all-region recognition.

Gorden was SDSU's kicker for all 43 games during his career and broke several SDSU records previously held by NFL kicker Adam Vinatieri. Gorden scored 214 points kicking, including school records for most field goals, 36 (Vinatieri had 27), and most PATs, 106 (of 111). He also held the SDSU record for longest field goal, 52 yards against St. Cloud State in 1997 (since broken), and made 11 consecutive field goals in one stretch. He also had a string of 28 consecutive PATs.



• STEVE HEIDEN, tight end, 1998

Heiden was on the third team of the *Football Gazette* Division II All-America team in 1998, and was later a third-round draft pick of the San Diego Chargers.

A native of Rushford, Minnesota, Heiden led SDSU in receiving two straight years, finishing his career with 112 catches for 1,499 yards. He earned first team all-North Central Conference honors in 1998, after being an honorable mention selection in both 1996 and 1997.

Heiden closed out his collegiate career by playing in the 1999 Snow Bowl (Division II all-star game).

After played in San Diego for four seasons before being traded to Cleveland, where he played from 2003-09. He is currently an assistant coach with the Arizona Cardinals.



• JOSH RANEK, running back, 1998, 1999 and 2001

A consensus All-American in both 1999 and 2001, Ranek sandwiched those seasons around an injury-plagued 2000.

And in 2001 he was one of three finalists for the Harlon Hill Trophy as the Division II Player of the Year.

He was also a three-time academic all-North Central Conference selection, and was on the Verizon Academic All-America team in 2001.

A Tyndall native and graduate of Bon Homme High School, Ranek left SDSU as the school's career rushing leader but also for the North Central Conference. He just missed the NCAA Division II career rushing mark, finishing with 6,794 yards, including 5,257 yards in NCC games.


He led the NCC in rushing each of his three All-America seasons, and also set the NCC single-season scoring record with 132 points in 1999. Ranek rushed for more than 200 yards 13 times in his career, and was NCC Player of the Week 12 times. For 44 games, he averaged 154.4 yards per game rushing.

Ranek redshirted in 1996, then was slated to start in 1997 but an early season injury ended the season. He was granted injury hardship status, making him a third-year freshman in 1998.

He set a then-SDSU single-game record with 291 yards versus St. Cloud State in 1999.

Also in 1999, as a sophomore, Ranek became the SDSU career leader in rushing and scoring, earned first-team All-America (Daktronics, *Football Gazette*) and finished fourth overall in the voting for the Harlon Hill Award.

After a tryout with the Dallas Cowboys, he signed with the Ottawa Renegades of the Canadian Football League, where he started as a rookie.



• MATT BERRY, center, 1999

With an All-America running back putting up record-setting numbers, there had to be someone getting the job done up front. That's where center Matt Berry fit in.

Berry started three straight seasons, 1997-99, earning honorable mention all-North Central Conference as a junior. As a senior, in 1999, the Spearfish native finished his career by being named first-team all-conference and earning recognition on the Daktronics, *Football Gazette*, and Associated Press Little All-America teams.

With Berry leading the way, the Jackrabbits averaged 229.4 yards rushing per game during the 1999 season.




• SCOTT CONNOT, safety, 2003

Connot earned first-team all-North Central Conference and second-team All-America honors from *Football Gazette* during his senior season in 2003. He also was an academic All-American and received an NCAA Postgraduate Scholarship.

A native of Spencer, Nebraska, Connot played in 34 games at SDSU, starting all 11 as a senior, when he led the team in tackles with 94. He finished his collegiate career with 234 tackles (142 solos), eight interceptions, 19 passes defended, seven forced fumbles and six fumble recoveries.

After signing with Kansas City as a free agent, he played in two games in 2004, then was assigned by the Chiefs to NFL Europe, where he earned all-league honors for the champion Amsterdam Admirals during the summer of 2005.




• CHRIS COAUETTE, linebacker, 2004

Coauette became the first Jackrabbit to earn All-America recognition at the NCAA Division I-AA level, when he received second-team honors from *Football Gazette* during SDSU's inaugural season in I-AA.

A first-team all-Great West Football Conference selection, Coauette led the Jacks in tackles, recording 60 solos and 55 assists for 115 total. Ten of his tackles were for losses including 3.5 sacks. He also led the team with five pass interceptions, had one fumble recovery and one blocked kick.

In addition, the Crookston, Minnesota, native earned academic all-GWFC and was league defensive player of the week following SDSU's season-ending victory at Northern Colorado.

A four-year letterman, Coauette played in 38 games during his career and had 313 career tackles (185 solo), including 25.5 for loss, with 10 career interceptions.



• PARKER DOUGLASS, kicker, 2005

Douglass rewrote the Jackrabbit record book for place-kicking during his sophomore season in 2005, en route to earning third-team All-America honors from The Sports Network and *Football Gazette*.

A native of Columbus, Nebraska, Douglass set an SDSU single-season record for a kicker with 99 points. His 19 field goals made in 26 attempts also set Jackrabbit single-season marks, and his average of 1.9 field goals per game would have led Division I-AA if the Jackrabbits had been eligible for postseason consideration.

Honored as the Great West Football Conference Special Teams Player of the Year, Douglass



extended his school-record streak of 52 consecutive PATs come to an end during the 2005 season.

However, he did establish other Jackrabbit records with a 54-yard field goal and nine PATs in one game, against Valparaiso (Ind.).


In all, Douglass set 19 single-game, single-season and career records during his four-year career from 2004-07, including most career field goals (62) and points by a kicker (321).

• MITCH ERICKSON, offensive lineman, 2006 and 2007

The anchor of the Jackrabbit offensive line, Mitch Erickson earned a spot on The Associated Press Division I-AA All-America Third Team in 2006.

During his senior season, Erickson was nearly a consensus All-American, earning first-team honors from the American Football Coaches Association, The Associated Press, College Sporting News and College Sports Report.com. He also was an honorable mention pick by the Sports Network after helping lead the Jackrabbits to the Great West Football Conference title — the program's first league title in 44 years.

Erickson, who started every game in his SDSU career, split time between guard and tackle, earning all-GWFC honors three consecutive years (2005, 2006, 2007).



• TYLER KOCH, cornerback, 2007

Koch was a third-team All-America selection by both The Associated Press and Sports Network during a stellar senior season.

A native of White Lake, Koch led the team and Great West Football Conference with seven interceptions, three of which he returned for touchdowns. His 99-yard interception return for touchdown Nov. 10 against Southern Utah set an SDSU record for the longest interception return in school history.

A two-time GWFC Defensive Player of the Week, Koch recorded three interceptions in a game at Central Arkansas. He ranked seventh on the team with 64 tackles in earning first-team all-GWFC honors.




• DANNY BATTEN, defensive end, 2009

Batten was nearly a consensus All-American, earning first-team honors from The Sports Network and Walter Camp Football Foundation and second-team recognition from the Associated Press.

During his senior season, Batten led the team with nine sacks and 17 tackles for loss, while ranking second on the squad with 85 total tackles. The co-Missouri Valley Football Conference Defensive Player of the Year, the Gilbert, Arizona, native added a forced fumble and pass breakup.

Batten also finished third in the balloting for the Buck Buchanan Award, which is presented to the top defensive player in the Football Championship Subdivision. He was selected in the sixth round of the 2010 NFL Draft by the Buffalo Bills.



ALL-AMERICANS

• KYLE MINETT, running back, 2009 and 2010

Minett became the first Jackrabbit running back to earn All-America honors at the Division I level, receiving third-team recognition from the Associated Press following the 2009 season and third-team honors from both the AP and Sports Network during his senior season in 2010.

A native of Ruthton, Minnesota, Minett became the first SDSU rusher to turn in three consecutive 1,000-yard seasons.

In 2009, Minett posted his second straight 1,000-yard season, tallying 1,304 yards and 16 touchdowns while averaging 4.8 yards per carry. Minett ranked fifth in the Football Championship Subdivision with an average of 108.7 yards per game, topping the 100-yard mark in seven of 12 games.

During his senior season in 2010, Minett recorded eight consecutive 100-yard games as he again crossed the 1,000-yard mark with 1,208 yards and 12 touchdowns. He

remained on the ballot throughout the season for the Walter Payton Award as the top offensive player in the Football Championship Subdivision, finishing 18th.

For his career, Minett finished second on the all-time Jackrabbit rushing charts with 4,277 yards and scored 47 rushing touchdowns. He added 107 career receptions for 912 yards and seven scores.




• RYAN McKNIGHT, center, 2010

McKnight was nearly a consensus All-America selection during his senior season, receiving honors on five different honor squads.

A Sioux Falls native, McKnight anchored a relatively inexperienced Jackrabbit offensive line that allowed only six sacks all season while averaging 344 yards of total offense per game. He started nine games at center and two at left guard.

McKnight received first-team recognition from the Walter Camp Football Foundation, along with second-team honors from the Associated Press, Phil Steele Publications and Sports Network. He rounded out his postseason accolades by being named to the College Sporting News Sweet 63 FCS All-America Team, which is comprised of players regardless of position.




• BRYAN WITZMANN, offensive tackle, 2012 and 2013

Witzmann earned All-America honors in both 2012 and 2013 in helping lead the Jackrabbits to back-to-back berths in the FCS playoffs.

He received a pair of All-America honors after the 2012 campaign, earning first-team accolades from the Sports Network and second-team honors from the Associated Press. In 2013, Witzmann repeated on both the Sports Network and AP All-America teams, while also being honored on the College Sporting News FCS Fabulous Fifty.

A native of Houlton, Wisconsin, Witzmann anchored a Jackrabbit offensive line that paved the way for running back Zach Zenner to gain 2,000 yards in consecutive seasons, including leading the FCS ranks in rushing in 2012.

Witzmann started all 49 of the Jackrabbits' games at left tackle during his four-year career. He was selected to play in the College All Star Bowl after his senior season.



• ZACH ZENNER, running back, 2012, 2013 and 2014

Zenner burst on to the national scene in 2012, leading the Football Championship Subdivision in both total rushing yards (2,044) and average rushing yards per game (157.2). A year later, he became only the second running back in FCS history to post two 2,000-yard seasons, gaining 2,015 yards to rank third with an average of 143.9 yards per game. He capped his career in 2014 with his third consecutive 2,000-yard season to become the first Division I football player ever to accomplish the feat.

In 2012, Zenner was a consensus All-American, including earning first-team All-America honors from the American Football Coaches Association, Sports Network and Walter Camp Football Foundation. He moved up to the Associated Press All-America First Team in 2013, while repeating on AFCA, Sports Network, Walter Camp Football Foundation and College Sporting News FCS Fabulous Fifty.

Zenner was again a consensus All-America selection during his senior season in 2014 after gaining 2,019 yards and scoring 22 touchdowns on the ground in helping lead the Jackrabbits to their third consecutive FCS playoff berth. He was included on six different All-America teams.

He also finished in the top seven in the balloting for the Walter Payton Award three times.

During the 2012 season, Zenner topped 200 yards three times, including a school-record 295 yards in the opening round of the FCS playoffs versus Eastern Illinois. Zenner averaged 6.8 yards per carry and scored 13 touchdowns, including a school-record 99-yarder in the 2012 season opener at Kansas. He matched his school-record single-game rushing total with 295 yards in a 2013 game at North Dakota.

For his career, Zenner racked up 6,548 rushing yards and 8,211 all-purpose yards to set Missouri Valley Football Conference records. His 69 total touchdowns also set an MVFC career record and tied the Jackrabbit career mark.

Zenner was selected to play in the East-West Shrine Game following the 2014 season and later signed a free-agent contract with the Detroit Lions of the National Football League.



• WINSTON WRIGHT, cornerback, 2013

Wright capped a stellar Jackrabbit career by being named to the Sports Network All-America Third Team.

A native of Lee's Summit, Missouri, Wright shared the team lead with four interceptions during the Jackrabbits' playoff season in 2013, including one that he returned 82 yards for a touchdown to seal a road win at the University of South Dakota. He also totaled 52 tackles, a sack, a team-high four forced fumbles and a blocked kick.

A two-year team captain, Wright was named to the Allstate Good Works Team by the American Football Coaches Association earlier in the 2013 season.



• JUSTIN SYROVATKA, kicker, 2014

Syrovatka put together the most accurate season ever by a Jackrabbit kicker, missing only one attempt — either field goal or extra point — during the entire 2014 season en route to earning second-team All-America honors from The Associated Press.

The Sioux Falls native connected on 19-of-20 field goals and all 50 extra-point tries for 107 points — the most in a season by a Jackrabbit kicker. He made a field goal in all 14 games and connected on his last 16 attempts of the 2014 campaign.


Syrovatka, who set 11 different school records during his Jackrabbit career, also received the College Football Performance Awards Elite Placekicker Award.



• JAKE WIENEKE, wide receiver, 2014, 2015, 2016 and 2017

Wieneke established himself as one of the top wide receivers in the history of the Football Championship Subdivision during a career in which he became the first Jackrabbit player to be honored as an All-American all four seasons.

The Maple Grove, Minnesota, native emerged as one of the top playmakers in the FCS during his redshirt freshman season as he earned recognition on three different All-America squads (Associated Press, Sports Network, College Sporting News). Wieneke caught 73 passes for 1,404 yards and a school-record 16 touchdowns in 2014, posting seven 100-yard receiving games, starting with a six-catch, 107-yard outing in his collegiate debut against Missouri.



The Missouri Valley Football Conference Freshman of the Year, Wieneke caught a touchdown pass in all eight league games, including three-touchdown performances versus Missouri State and Western Illinois. He also tied the school record with a 91-yard touchdown reception in a road win at Indiana State.

Wieneke nearly equaled or exceeded his receiving totals during the 2015 campaign. He recorded eight more 100-yard receiving games, highlighted by setting new career highs with 11 catches for 205 yards versus Southern Utah.

In setting a Missouri Valley Football Conference single-season record with 1,472 yards, Wieneke tallied 72 receptions and 11 touchdowns during his sophomore season. He was a first-team All-America selection by the American Football Coaches Association, Associated Press, Walter Camp and STATS. He also repeated on the College Sporting News FCS Fabulous Fifty All-America Team.

It was more of the same in 2016 as Wieneke finished his junior season with a career-best 78 receptions for 1,316 yards, while tying his own school record with 16 receiving touchdowns. He topped the century mark for receiving yards in eight contests and posted six multi-touchdown games.

Wieneke was honored on All-America teams selected by STATS (second team), The Associated Press (third team) and HERO Sports (third team).

In 2017, Wieneke capped his career by becoming the SDSU and MVFC career leader in receptions (288), receiving yards (5,157) and receiving touchdowns (59). He began the season by tying a Jackrabbit single-game record with four touchdown catches versus Duquesne, en route to again tying his own single-season record with 16 touchdown catches. For the season, he totaled 65 receptions for 965 yards in earning All-America recognition from the American Football Coaches Association (second team), Associated Press (third team) and Phil Steele (third team).

Wieneke also ended his career with an FCS-record 53 consecutive games with at least one catch. His lifetime receiving touchdown and yardage totals rank second and third in the all-time FCS annals.

Wieneke received an invitation to play in the East-West Shrine Game following the 2017 campaign.

• DALLAS GOEDERT, tight end, 2016 and 2017


Goedert built himself as the premier tight end in the Football Championship Subdivision over his last two seasons, earning distinction as a unanimous first-team All-America selection during both his junior and senior seasons.

The Britton native set a Jackrabbit single-season record with 92 receptions for 1,293 yards and 11 touchdowns in 2016. He caught five or more passes in 11 of 13 games and topped the 100-yard mark seven times. Goedert's signature performance was an eight-catch, 204-yard outing against Western Illinois in which he tied a 67-year-old single-game school record with four touchdown receptions.

In 2017, Goedert picked up where he left off as he again led the team in receiving with 72 receptions and 1,111 receiving yards, while adding seven touchdown catches. He turned in six 100-yard receiving performances and hauled in 11 catches in a game in road wins at Montana State and South Dakota.

Goedert was honored on seven different FCS All-America Teams: Associated Press, American Football Coaches Association, STATS, Walter Camp Football Foundation, HERO Sports, Phil Steele and FCS Athletics Directors Association.

Following his senior season, Goedert was picked to play in the Reese's Senior Bowl. He later was selected in the second round of the 2018 National Football League Draft by the Philadelphia Eagles.



• TARYN CHRISTION, quarterback, 2016 and 2018

After winning a hotly contested battle for the starting quarterback position in fall camp, Taryn Christion went on to compile one of the top seasons by a Jackrabbit signal-caller in program history in 2016.

The 2016 Missouri Valley Football Conference Offensive Player of the Year, Christion rewrote the SDSU record book to the tune of 11 single-game and single-season records. Twice he threw for more than 400 yards in a game, including a 466-yard, five-touchdown performance at Southern Illinois.

Christion finished the season with a Jackrabbit-record 3,714 yards and tied the single-season school record with 30 touchdown passes. He also set SDSU yearly records for completions (229), attempts (434) and total offense (4,049 yards) en route to third-team All-America recognition from both STATS and HERO Sports.

He put up similar numbers in the 2018 season to earn second-team All-America recognition from HERO Sports and third-team honors from Phil Steele. Christion reached the 30-touchdown mark for the third consecutive season, ending his senior campaign with 32 touchdown passes. He completed 197-of-340 passes (57.9 percent) for 3,020 yards and added 333 rushing yards for 3,353 yards of total offense (257.9 yards per game).

For his career, Christion set all-time SDSU marks for total offense (13,050), passing yardage (11,535), passing touchdowns (104) and completions (814).



ALL-AMERICANS


• JACOB OHNESORGE, center, 2016 and 2017

Ohnesorge anchored a relatively young Jackrabbit offensive line that led the way for one of the most prolific offenses in the Football Championship Subdivision during his final two seasons in an SDSU uniform.

A center from Waunakee, Wisconsin, Ohnesorge earned a spot on the 2016 HERO Sports All-America Third Team after capturing first-team all-Missouri Valley Football Conference honors. The Jackrabbits averaged 33.2 points and 437.5 yards of offense.

In 2017, Ohnesorge was a cornerstone for a Jackrabbit offensive unit that improved on its numbers from the previous season by averaging 37.2 points and 438.6 yards of total offense per game. He was honored on All-America first teams by the Associated Press and HERO Sports, while receiving second-team recognition from STATS and Phil Steele.

Ohnesorge, who tied the SDSU career record with 53 consecutive games started, was selected to play in the East-West Shrine Game following his senior season and later earned a professional tryout with the Seattle Seahawks.



• CHRISTIAN ROZEBOOM, linebacker, 2017, 2018 and 2018

After being tabbed as one of the top freshmen in the Football Championship Subdivision in 2016, Rozeboom was further recognized as an elite defensive player the next three seasons.

As a sophomore in 2017, Rozeboom was named to four different All-America teams. He earned second-team All-America honors from the American Football Coaches Association, HERO Sports, STATS and Phil Steele. The Sioux Center, Iowa, native registered a team-high 127 tackles in 2017, posting double figures in stops in seven of the team's 14 games. He added three fumble recoveries, one forced fumble and a pair of interceptions from his middle linebacker position.

In 2018, Rozeboom reached the 100-tackle mark for the third consecutive season with a team-high 105, including 10.5 tackles for loss. He added a pair of interceptions en route to receiving third-team honors from HERO Sports and Phil Steele.

Rozeboom became the Jackrabbits' career leader in tackles during his senior season in 2019, finishing with 475 stops in 53 career games. He tallied 111 tackles during the 2019 campaign, forced three fumbles and added a pair of interceptions en route to being a consensus first-team All-American.

Among the organizations bestowing first-team honors were the AFCA, HERO Sports, Phil Steele, and Walter Camp Football Foundation.



• CHASE VINATIERI, kicker, 2017

Although only a second-team all-Missouri Valley Football Conference honoree, Vinatieri was named to the HERO Sports All-America First Team after a stellar 2017 season.

The Sioux Falls native ranked second on the team with 103 points, connecting on 13-of-14 field-goal attempts and converting a school-record 58 extra-point tries. He also scored a 31-yard touchdown on a fake field goal in a game at Montana State.

Vinatieri was successful on his 10 field-goal attempts of his sophomore season, including booting a game-winning 43-yarder in overtime against Illinois State and making a 55-yarder in an FCS playoff victory over Northern Iowa. The latter was his second 50-plus-yard field goal of the season.



• JORDAN BROWN, cornerback, 2018

Brown capped an outstanding career by being honored on five different FCS All-America squads following his senior season in 2018. He was a first-team honoree by the American Football Coaches Association, HERO Sports and Phil Steele, while earning second-team honors from STATS and third-team recognition from the Associated Press.

A three-year starter at cornerback and a native of Scottsdale, Arizona, Brown finished his collegiate career with eight interceptions, 27 pass breakups and four forced fumbles. In earning first-team all-Missouri Valley Football Conference honors as both a junior and senior, Brown's career totals also included 148 total tackles (117 solo) and six tackles for loss.

His senior-season totals included three interceptions, 12 pass breakups and 29 tackles.

Following the 2018 season, Brown accepted an invitation to play in the Reese's Senior Bowl. He was selected in the seventh round of the 2019 NFL Draft by the Cincinnati Bengals.



• CADE JOHNSON, wide receiver, 2018 and 2019


Johnson became the top receiving threat for the Jackrabbits during the 2018 season, setting an SDSU single-season record with 17 touchdown receptions.

The Papillion, Nebraska, native, opened the 2018 season by tying a Jackrabbit single-game record with four touchdown receptions versus Montana State. He caught a touchdown in 10 of the team's 13 games, while adding team and Missouri Valley Football Conference-bests of 67 receptions and 1,333 receiving yards.

Johnson was a second-team All-America pick by HERO Sports and also earned third-team recognition from STATS.

He posted his second consecutive 1,000-yard season in 2019, recording 72 receptions for 1,222 yards with eight touchdowns. Johnson topped the 100-yard mark for receiving on four occasions and hauled in 10-plus receptions in a pair of games.

Johnson was a first-team All-America selection by The Associated Press and the Walter Camp Football Foundation, while earning second-team recognition from STATS and Phil Steele. In addition, he received third-team honors from HERO Sports.




• TIANO PUPUNGATOA, guard, 2018

Pupungatoa anchored a Jackrabbit offensive line that paved the way for some of the most prolific numbers in program history.

A three-year starter at left guard and a native of River Falls, Wisconsin, Pupungatoa was a third-team All-America selection by the Associated Press in 2018.

With Pupungatoa in the lineup, SDSU set single-season school records for scoring (553 total points), scoring average (42.5 points per game) and total offense (6,247 total yards, 480.5 yards per game).



• BRADEY SORENSON, long snapper, 2018 and 2019

A Yankton native, Sorenson was part of a strong Jackrabbit special teams unit. He was perfect on all of his snaps during the 2018 season, allowing SDSU to rank in the top 10 nationally for punt return defense and net punting.

Sorenson was a third-team All-America selection by HERO Sports. He also was a second-team all-Missouri Valley Football Conference honoree in 2018.

He continued to be a stalwart on special teams in 2019, earning second-team All-America honors from HERO Sports. As a team, the Jackrabbits led the Football Championship Subdivision in punt return defense, allowing only 0.57 yards per return.



• PIERRE STRONG, Jr., running back, 2019 and 2020-21


Strong received recognition on three Football Championship Subdivision All-America teams after turning in his second consecutive 1,000-yard season in 2019.

A native of Little Rock, Arkansas, Strong gained 1,018 yards in 11 games (92.5 yards per game) and scored a team-high eight touchdowns on the ground during his sophomore season. He topped the 100-yard mark in four games, including a 229-yard performance in the Missouri Valley Football Conference opener against Southern Illinois.

Strong averaged 7.1 yards per carry and also averaged 12.1 yards through the air as he caught 14 passes for 169 yards with a touchdown.

A second-team All-America selection by HERO Sports, Strong also received third-team recognition from The Associated Press and Phil Steele in 2019.

Strong repeated on the HERO Sports and Phil Steele All-America teams during the 2020-21 spring season and added accolades from the American Football Coaches Association and Stats Perform. He gained 707 yards in nine games and averaged 5.4 yards per carry with three rushing touchdowns. Strong also ranked third on the squad with 20 receptions for 178 yards and a touchdown.




• LOGAN BACKHAUS, linebacker, 2020-21

Backhaus helped lead a Jackrabbit defense that limited opponents to an average of 15 points per game en route as South Dakota State advanced to the Football Championship Subdivision national title game.

In receiving All-America recognition from Athlon Sports, HERO Sports and Phil Steele, Backhaus led the team with 9.5 tackles for loss and ranked second with 72 tackles in 10 games during the spring campaign. He also intercepted a pass and forced a fumble.

A native of Spirit Lake, Iowa, Backhaus especially came up big in the postseason, recording a career-high 14 tackles in a quarterfinal victory over Southern Illinois and adding 12 stops in the semifinal win against Delaware.




• DON GARDNER, cornerback, 2020-21

Gardner established himself as one of the top cover corners in the Football Championship Subdivision during a strong 2020-21 spring campaign.

The Chicago native was honored on the Associated Press FCS All-America Second Team, as well as receiving recognition on All-America Teams selected by Stats Perform (second team) and Phil Steele (third team).

Gardner led the Jackrabbits with seven pass breakups, while ranking fifth on the squad with 44 tackles (3 tackles for loss) and adding an interception.



• GARRET GREENFIELD, offensive lineman, 2020-21

In his first season as a starter, Garret Greenfield moved to the forefront of top offensive linemen in the Missouri Valley Football Conference and the Football Championship Subdivision.

The right tackle from Rock Valley, Iowa, was a consensus All-America selection, earning first-team recognition from the American Football Coaches Association, Associated Press, Stats Perform and Phil Steele. Greenfield helped pave the way for a Jackrabbit rushing attack that set a new program standard in the Division I era with an average of 231.7 rushing yards per game. Overall, SDSU averaged 29.2 points and 403.1 yards of total offense while advancing to the FCS national title game.


In addition, the Jackrabbits limited the opposition to 10 sacks for the entire season.



• MASON McCORMICK, offensive lineman, 2020-21

The second member of the Jackrabbit offensive line to earn national recognition, Mason McCormick provided consistent blocking for a balanced offensive attack in earning a spot on the HERO Sports FCS All-America Team.

A Sioux Falls native, McCormick held down the left guard position and helped lead the way for a Jackrabbit rushing attack that averaged 231.7 yards per game — the program's highest total in the Division I era (since 2004). Three different players — Isaiah Davis (818 yards), Pierre Strong, Jr. (707 yards) and Mark Gronowski (577 yards) — topped the 500-yard mark in the 10-game season.



CAMPBELL TROPHY FINALISTS

RYAN BERRY, 2008

South Dakota State University quarterback Ryan Berry defined the term student-athlete during a record-setting career in a Jackrabbit uniform.

Berry set eight individual school records during the 2008 season, including single-season marks for completions (256), attempts (395) and passing touchdowns (30). The Watertown, S.D., native ended his career with Jackrabbit career records — all of which have since been broken — for completions (485), attempts (834), passing yards (6,023) and touchdown passes (56) in leading SDSU to back-to-back seven-win seasons, including the Great West Football Conference title in 2007.

In the fall of 2008, Berry was named one of 15 finalists for the Draddy Trophy (now the William V. Campbell Trophy), which is presented annually to the top collegiate football scholar-athlete. As a finalist, he was presented with the Robert A. Simms National Scholar-Athlete Award and an \$18,000 postgraduate scholarship.

Berry, who went on to pursue a career in the medical profession, would go on to receive \$12,500 more in postgraduate scholarships as he was honored with a \$7,500 NCAA Postgraduate Scholarship, as well as a \$5,000 scholarship from the Football Championship Subdivision Athletic Directors Association.



ZACH ZENNER, 2014

Zenner exemplified excellence — both on the field and in the classroom — during a standout career at South Dakota State University.

On the gridiron, the Eagan, Minnesota, native established himself as one of the top running backs in the history of the Football Championship Subdivision, finishing his career third on the FCS rushing charts with 6,548 yards. He set four Missouri Valley Football Conference career records — rushing yards (6,548), all-purpose yards (8,211), rushing touchdowns (61) and total touchdowns (69).

Besides his dominance on the field, Zenner received a number of other academic accolades. A biology/pre-medicine major, Zenner was named a finalist for the William V. Campbell Trophy and was awarded postgraduate scholarships by the National Football Foundation, NCAA and FCS Athletic Directors Association. He also was selected as the inaugural recipient of the Mickey Charles Academic Achievement Award as the top scholar-athlete in the Football Championship Subdivision and became the first Jackrabbit student-athlete in any sport to be honored as the Capital One Academic All-America Team Member of the Year. He was a three-time selection to the CoSIDA/Capital One Academic All-America Team.



JAKE WIENEKE, 2017

Jake Wieneke joined the growing list of South Dakota State University football players to be honored on a national level for his efforts on the field, in the classroom and in his community during the 2017 season.

A native of Maple Grove, Minnesota, Wieneke completed his prolific collegiate playing career with a Football Championship Subdivision record by catching a pass in all 53 career games. He finished his four-year career ranked second in FCS with 59 touchdown receptions and third with 5,157 receiving yards, setting numerous school and conference records in the process.

Wieneke was selected to his the all-Missouri Valley Football Conference First Team for the fourth time in his career and also became the first player in Jackrabbit history to be honored on All-America teams all four years.

A physical education/teacher education major, Wieneke also was honored for his work in the classroom. He became the third SDSU student-athlete to be named a William V. Campbell Trophy finalist, receiving an \$18,000 postgraduate scholarship as one of 13 members of the National Football Foundation's All-Scholar Team.

A two-time CoSIDA Academic All-American, Wieneke added to his list of national awards by being named the 2017 recipient of the STATS FCS Doris Robinson Scholar-Athlete Award.



TARYN CHRISTION, 2019

Christion rewrote the record book during his Jackrabbit career, including setting SDSU and Missouri Valley Football Conference career records for passing yards (11,535), passing touchdowns (104) and total offense (13,050 yards). In all, he set 19 school records.

A two-year team captain, Christion helped lead the Jackrabbits to FCS playoff appearances each of his four seasons, including back-to-back national semifinal appearances in 2017 and 2018. The Jackrabbits also claimed a share of the MVFC title for the first time in program history during a 2016 season in which he was named the league's Offensive Player of the Year.

Christion threw for more than 3,000 yards and added 30 or more touchdown passes in each of his three seasons as the Jackrabbits' full-time starting quarterback.

The Sioux Falls native also maintained a 3.61 grade-point average while majoring in business economics. He was awarded an additional \$5,000 postgraduate scholarship by being named one of two recipients of the Football Championship Subdivision Athletics Directors Association's Scholar-Athlete of the Year Award.



NATIONAL AWARD FINALISTS

JEFF TIEFENTHALER • Harlon Hill Trophy Finalist, 1986

Tiefenthaler was one of three finalists for the inaugural presentation of the Harlon Hill Trophy in 1986 as the top player in NCAA Division II football.

Tiefenthaler gained national attention a year earlier as he began an NCAA-record streak of catching at least one touchdown pass in 14 straight games. During the 1986 season, Tiefenthaler compiled school records of 73 receptions (since broken) and 1,534 receiving yards with 11 touchdowns, including a 91-yarder.

The Armour native set nine school records and also set seven North Central Conference records as his career totals included 173 receptions for 3,621 yards and 32 touchdowns. He was a consensus All-America pick in 1986 and also became the first SDSU player ever selected to play in the Senior Bowl.

Tiefenthaler added another national mark by catching at least one touchdown in 25 different games in his career.



ADAM TIMMERMAN • Jim Langer Trophy, 1994

Timmerman capped a standout collegiate career in 1994 by earning the Jim Langer Trophy — named after the South Dakota State Hall of Famer — as the NCAA Division II Offensive Lineman of the Year. He also was named Most Valuable Offensive Lineman at the 1995 Snow Bowl, a Division II all-star game played in Fargo, N.D.

A native of Cherokee, Iowa, Timmerman was a three-time all-North Central Conference selection (1992, 1993, 1994). He earned All-America recognition in both 1993 and 1994 before being selected in the seventh round of the 1995 NFL Draft by the Green Bay Packers.

A two-time Pro Bowl selection, Timmerman played 12 years in the NFL with the Green Bay Packers and St. Louis Rams. He played on two Super Bowl champion teams — one each with the Packers and Rams.



JOSH RANEK • Harlon Hill Trophy Finalist, 2001

Ranek's selection as one of three finalists for the Harlon Hill Trophy in 2001 was as much for his career achievements as it was for his stellar senior season.


During the 2001 campaign, Ranek rushed for 1,804 yards and 18 touchdowns, including a 94-yarder at in-state rival South Dakota. He eclipsed the 100-yard mark in seven of the team's 11 games and surpassed 200 yards four times. In his final collegiate game, Ranek rushed 40 times for 272 yards in a victory over Minnesota State, Mankato.

The Tyndall native ended his career ranked second on the NCAA Division II career rushing charts with 6,794 yards — a total that still ranks fifth more than a decade later. He also scored 69 career touchdowns and finished his career with 426 points.

An All-American in 1998, 1999 and 2001, Ranek led the North Central Conference in rushing all three seasons. His 132 points in conference play during the 1999 set an NCC record, as did his 5,257 rushing yards in league games.

In 44 career games, Ranek averaged 154.4 yards per contest. He tallied 13 games of 200 or more yards.

Ranek went on to a playing career in the Canadian Football League.




DANNY BATTEN • Buck Buchanan Award Finalist, 2009

Batten became the first South Dakota State player to be named a finalist for a player of the year of award at the Division I level as he finished third in the voting for the Buck Buchanan Award as the top defensive player in the Football Championship Subdivision.

During his senior season, Batten led the team with nine sacks and 17 tackles for loss, while ranking second on the squad with 85 total tackles. The co-Missouri Valley Football Conference Defensive Player of the Year, the Gilbert, Arizona, native added a forced fumble and pass breakup.

He was selected by the Buffalo Bills in the sixth round of the 2010 NFL Draft.



KYLE MINETT • Walter Payton Award Finalist, 2010

Minett concluded a stellar career by appearing on the final ballot for the Walter Payton Award as the top offensive player in the Football Championship Subdivision during his senior season in 2010.

The first Jackrabbit running back to rush for 1,000 yards in three consecutive seasons, Minett gained 1,208 yards, averaging 5.2 yards per carry. Minett, from Ruthton, Minnesota, rushed for at least 100 yards in eight consecutive games and scored 12 touchdowns.

For his career, Minett finished second on the SDSU career rushing list with 4,277 yards.

Minett also was honored as a CoSIDA/Capital One Academic All-American three times (2008, 2009, 2010).




AUSTIN SUMNER • Jerry Rice Award Finalist, 2011

Sumner finished third in the balloting for the inaugural Jerry Rice Award as the top freshman player in the Football Championship Subdivision.

A native of Brandon, Sumner took over the starting quarterback duties in the fourth game of the season and finished with a Missouri Valley Football Conference freshman record of 2,382 yards passing. He led all FCS freshman quarterbacks with 16 touchdown passes and topped the 300-yard mark five times, including a season-best 377 yards in a double-overtime win over Missouri State.

In addition, Sumner tied the Jackrabbit single-game record with 37 completions against nationally ranked Northern Iowa.



T.J. LALLY • Jerry Rice Award Finalist, 2012

Lally emerged as one of the top young defensive players in the Football Championship Subdivision, finishing seventh in the voting for the 2012 Jerry Rice Award.

A linebacker from Chicago, Lally finished second on the team with 107 tackles, while sharing the team lead with six sacks. He also tallied eight total tackles for loss, two forced fumbles and two interceptions.

A second-team all-Missouri Valley Football Conference selection and member of the MVFC All-Newcomer Team, Lally was honored as the conference's newcomer of the week on four different occasions. He also was recognized as the Sports Network National Freshman of the Week after tallying four sacks in the Jackrabbits' home-opening victory over UC Davis.



NATIONAL AWARD FINALISTS

WINSTON WRIGHT • Allstate Good Works Team, 2013

Wright became the first Jackrabbit player honored on a national level for his community service efforts, earning a spot on the 22-member Allstate AFCA Good Works Team.

Throughout his Jackrabbit career, Wright organized or participated in a number of service activities, including leading groups of SDSU students to Harmons, Jamaica, and assisting in the building of homes.

Wright also participated in shoe donations and sports camps on the Pine Ridge Indian Reservation through the Fellowship of Christian Athletes and Samaritan's Feet, along with mentoring children and speaking at local schools and churches about making positive decisions.



ZACH ZENNER • Walter Payton Award Finalist, 2012, 2013 and 2014 • Mickey Charles Academic Achievement Award, 2014 • Capital One Academic All-America Team Member of the Year, 2014 • Allstate Good Works Team, 2014 • NCAA Today's Top 10 Award, 2015

A three-time consensus All-America selection, Zenner finished in the top seven in the balloting for the Walter Payton Award three times. He finished seventh for the FCS Player of the Year in 2012, followed by back-to-back sixth-place finishes in 2013 and 2014.

In 13 games during the 2012 season, Zenner crossed the 100-yard mark in nine games and topped 200 yards three times, including a single-game school-record 295 yards in the opening round of the FCS playoffs versus Eastern Illinois. For the season, Zenner averaged 6.8 yards per carry and scored 13 touchdowns, including a school-record 99-yarder in the 2012 season opener at Kansas.

Zenner had a penchant for long runs during his sophomore season as his 13 touchdowns covered a total of 557 yards — an average of 42.8 yards. Six of his touchdowns were more than 50 yards, including a 68-yarder in the playoff victory over Eastern Illinois.

In 2013, Zenner topped the century mark in 12 of 14 games, including three more 200-yard performances. He tied his single-game school record with 295 rushing yards in a Sept. 7 road win at North Dakota, and added a 30-carry, 249-yard performance that included an 87-yard touchdown in a playoff victory at Northern Arizona.

Zenner scored at least one touchdown in 13 of 14 games, finishing with 25 total touchdowns — 23 rushing and two receiving.

He duplicated those numbers again during his senior season in 2014, racking up 2,019 rushing yards and scoring 26 total touchdowns — 22 on the ground and four receiving. He finished his Jackrabbit career with 32 100-yard games, including eight 200-yard contests. His final 200-yard game came in a 47-40 victory over Montana State in the opening round of the FCS playoffs, a game in which he scored a career-high five touchdowns. Zenner carried the ball 23 times for 252 yards and four scores, and added two receptions for 72 yards and another touchdown on a snow-covered field.

Besides his dominance on the field, Zenner received a number of other accolades for his academic pursuits. A biology/pre-medicine major, Zenner was named a finalist for the William V. Campbell Trophy and was awarded postgraduate scholarships by the National Football Foundation, NCAA and FCS Athletic Directors Association. He also was selected as the inaugural recipient of the Mickey Charles Academic Achievement Award as the top scholar-athlete in the Football Championship Subdivision and became the first Jackrabbit student-athlete in any sport to be honored as the Capital One Academic All-America Team Member of the Year. He was a three-time selection to the CoSIDA/Capital One Academic All-America Team.

In addition, Zenner became the second Jackrabbit football player in as many seasons to be honored as a member of the Allstate AFCA Good Works Team for



his community service efforts. His lengthy service résumé included serving as president of the Student-Athlete Advisory Committee, and working with the State-at-Thon event to raise money for the Children's Miracle Network.

JAKE WIENEKE • Jerry Rice Award Finalist, 2014 • STATS FCS Walter Payton Award Finalist, 2015 and 2016 • STATS FCS Doris Robinson Scholar-Athlete Award, 2017 • Allstate AFCA Good Works Team, 2017

Jake Wieneke made distinct impacts on the field, in the classroom and in the community during a standout career from 2017.


A native of Maple Grove, Minnesota, Wieneke completed his prolific collegiate playing career with a Football Championship Subdivision record by catching a pass in all 53 career games. He finished his four-year career ranked second in FCS history with 59 touchdown receptions and third with 5,157 receiving yards, while his 288 career receptions also set a Missouri Valley Football Conference record.

Wieneke was selected to his the all-MVFC First Team for the fourth time in his career as a senior and also became the first player in Jackrabbit history to be honored on All-America teams all four years.

Also during his career, he was a finalist for the Jerry Rice Award as the top freshman player in the FCS ranks (2014) and was a two-time finalist for the Walter Payton Award as the subdivision's top offensive player (2015, 2016). He was selected to play in the East-West Shrine Game following his senior season.

Wieneke became the third Jackrabbit in five seasons to earn a spot on the Allstate AFCA Good Works Team, joining Winston Wright (2013) and Zach Zenner (2014). He devoted countless hours to community service, including serving as an individual youth mentor, church youth group leader and flag football coach to name a few of his initiatives.

A two-time CoSIDA Academic All-American, Wieneke added to his list of national awards by being named the 2017 recipient of the STATS FCS Doris Robinson Scholar-Athlete Award.



TARYN CHRISTION • STATS FCS Walter Payton Award Finalist, 2016, 2017 and 2018

Christion was a dual-threat quarterback for South Dakota State during the 2016 season and re-wrote the Jackrabbit record book.

The Missouri Valley Football Conference Offensive Player of the Year in 2016, Christion finished seventh in the balloting for the STATS FCS Walter Payton Award during his sophomore season. The Sioux Falls native completed 64.3 percent (279-of-434) of his passes for a school-record 3,714 yards. He also tied a then-Jackrabbit single-season mark with 30 touchdown passes against only nine interceptions.

Christion also set an SDSU single-season record with 4,049 yards of total offense, including a single-game mark of 475 in a 2016 win at Southern Illinois.

Christion continued to make life miserable for opposing defenses in 2017 as he moved up one spot in the STATS FCS Walter Payton Award balloting to sixth. He again topped the 4,000-yard mark for total offense, totaling 3,515 yards through the air and 500 on the ground.

Ranking second in the nation in points responsible for with 266, Christion accounted for 44 touchdowns in 2017. He threw for a school-record 35 touchdowns and added nine rushing touchdowns.

Christion capped his career in 2018 with another strong season as he again finished seventh in the Payton Award voting. He ended his senior season with 3,020 passing yards and 32 touchdown passes.



NATIONAL AWARD FINALISTS


DALLAS GOEDERT • STATS Walter Payton Award Finalist, 2016 and 2017

The third of SDSU's unprecedented trio of players to be considered for the STATS FCS Walter Payton Award in 2016, tight end Dallas Goedert burst onto the national scene during his junior season.

A Britton native, Goedert established a new Jackrabbit single-season record by hauling in 92 receptions and ranking second on the squad with 1,293 receiving yards and 11 touchdown receptions. Goedert demonstrated big-play ability as 21 of his catches covered at least 20 yards, including four touchdown receptions of 39 or more yards. He caught a touchdown pass in each of SDSU's first six games of the season.

Goedert wound up 14th in the balloting for the 2016 STATS FCS Walter Payton Award, followed by a 12th-place showing his senior season.

During the 2017 season, Goedert picked up where he left off as he again led the team in receiving with 72 receptions and 1,111 receiving yards, while adding seven touchdown catches. He turned in six 100-yard receiving performances and hauled in 11 catches in a game in road wins at Montana State and South Dakota.



CHRISTIAN ROZEBOOM • STATS Jerry Rice Award Runner-Up, 2016 • STATS FCS Buck Buchanan Award Finalist, 2017 and 2019

Rozeboom continued the Jackrabbits' run of impact freshman players with a runner-up finish in the balloting for the 2016 Jerry Rice Award.

Originally from Sioux Center, Iowa, Rozeboom settled into the starting middle linebacker position and started all 13 games for the Jackrabbits, leading the team with 132 tackles. Rozeboom tallied 10 or more tackles in a game seven times, including a season-high 20 stops in a road win at Southern Illinois.



Rozeboom also tied for second on the squad with two interceptions, forced two fumbles and ranked in a tie for third on the team with three sacks.

As a sophomore in 2017, Rozeboom moved to the ballot for the STATS FCS Buck Buchanan Award, finishing 20th in the voting. He again led the team in tackles, registering a team-high 127 stops and posting double figures in stops in seven of the team's 14 games. He added three fumble recoveries, one forced fumble and a pair of interceptions from his middle linebacker position.

Rozeboom returned to the list of finalists for the Buck Buchanan Award in 2019 after earning first-team all-Missouri Valley Football Conference honors for the fourth time. He wound up placing 11th in the balloting, including receiving a pair of first-place votes.


Rozeboom completed his collegiate career with an SDSU-record 475 tackles, topping the 100-mark for the fourth time in 2019 with a team-best 111 stops. He also intercepted two passes, forced three fumbles and recovered two fumbles.

JACOB OHNESORGE • Rimington Award, 2017

The anchor of the Jackrabbit offensive line, Ohnesorge was selected as the 2017 FCS recipient of the Rimington Award, which is presented to the top center in college football.

A native of Waunakee, Wisconsin, Ohnesorge was a three-time all-Missouri Valley Football Conference selection, earning first-team honors during both his junior and senior seasons. He tied an SDSU record by starting all 53 games during his Jackrabbit career.

As a senior, Ohnesorge was a cornerstone for a Jackrabbit offensive unit that averaged 37.2 points and 438.6 yards of total offense per game en route to setting a single-season program record with 11 victories.




CADE JOHNSON • STATS Walter Payton Award Finalist, 2019

One of the top playmakers in the Football Championship Subdivision, Cade Johnson finished 14th in the balloting for the 2019 Walter Payton Award.

Johnson recorded his second consecutive 1,000-yard season for receiving in 2019, hauling in 72 receptions for 1,222 yards and eight touchdowns. Two of his touchdowns covered more than 80 yards.

Besides averaging 94 yards per game as a receiver, Johnson ended his junior year with a team-best 1,566 all-purpose yards (120.5 ypg), adding a team-best 195 yards on kickoff returns and another 149 yards in the rushing department.




PIERRE STRONG, Jr. • Stats Perform Walter Payton Award Finalist, 2020-21

Strong tied for eighth in the balloting for the 2020-21 Walter Payton Award.

A running back from Little Rock, Arkansas, Strong gained 707 yards in nine games and averaged 5.4 yards per carry with three rushing touchdowns. He ranked third on the squad with 20 receptions for 178 yards and a touchdown, and also threw a touchdown pass in the Jackrabbits' Football Championship Subdivision semifinal playoff win over Delaware.

Strong displayed big-play ability by recording at least one run of 20-plus yards in six contests.



MARK GRONOWSKI • Stats Perform Jerry Rice Award Finalist, 2020-21

Gronowski won the starting quarterback position as a true freshman following an extended fall camp and led the Jackrabbits to a Missouri Valley Football Conference title and the program's deepest playoff run.

The runner-up in the voting for the Jerry Rice Award, Gronowski proved to be a dual-threat quarterback, throwing for 1,565 yards and 15 touchdowns and running for 577 yards and another seven scores. Three times he passed and ran for more than 100 yards in a game, including accounting for a season-high 325 yards of total offense (183 passing, 142 rushing) in a playoff quarterfinal game against Southern Illinois.

A native of Naperville, Illinois, Gronowski swept the major MVFC postseason awards as he was tabbed the league's Offensive Player of the Year, Newcomer of the Year and Freshman of the Year.



JACKS IN THE PROS



Adam Vinatieri became the NFL's career scoring leader during the 2018 campaign and finished his 24-year career with 2,673 points. Vinatieri also holds the NFL career record for field goals with 599. Photo by Matt Kryger.

JACKRABBITS CURRENTLY IN THE NFL



Dallas Goedert
Philadelphia Eagles
SDSU letterman 2014-17



Cade Johnson
Seattle Seahawks
SDSU letterman 2017-19



Jordan Brown
Washington Football Team



Mikey Daniel
Carolina Panthers



Christian Rozeboom
Los Angeles Rams



Jim Langer, left, is pictured with legendary Miami Dolphins head coach Don Shula during Langer's induction into the Pro Football Hall of Fame in 1987. Langer played center on every offensive down during the Dolphins' perfect season in 1972. He was a first-team All-Pro four times and was selected to play in six Pro Bowl games. He played with the Dolphins from 1970-79 before returning to his home state to finish his career with the Minnesota Vikings from 1980-81. Langer passed away in September 2019.

Langer is the only former North Central Conference player enshrined in the Canton, Ohio, hall of fame. A replica of his Hall of Fame bust and other memorabilia is on display in the Dykhouse Student-Athlete Center at South Dakota State University.

OTHER JACKRABBITS WHO HAVE RECEIVED PRO TRYOUTS IN THE DIVISION I ERA

- Casey Bender, offensive lineman, Cleveland Browns and Indianapolis Colts;
 - Cole Brodie, defensive back, Jacksonville Jaguars;
- Taryn Christion, quarterback, Seattle Seahawks, Arizona Cardinals and Dallas Cowboys;
- Mikey Daniel, running back/fullback, Atlanta Falcons and Carolina Panthers;
 - Derek Domino, linebacker, Denver Broncos;
- Mitch Erickson, offensive linebacker, Denver Broncos and Seattle Seahawks;
 - Brady Hale, punter, Chicago Bears;
 - JaRon Harris, wide receiver, Green Bay Packers;
- Chris Johnson, linebacker, Arizona Cardinals and Chicago Bears;
 - Ryan McKnight, offensive lineman, Cincinnati Bengals;
- Dale Moss, wide receiver, Green Bay Packers and Carolina Panthers;
 - Jacob Ohnesorge, Seattle Seahawks and Dallas Cowboys;
 - Doug Peete, defensive end, Houston Texas;
- Tiano Pupungatoa, offensive lineman, Minnesota Vikings and Arizona Cardinals;
 - Christian Rozeboom, linebacker, Los Angeles Rams;
 - Eric Schroeder, defensive lineman, Minnesota Vikings;
 - Luke Sellers, fullback, Detroit Lions;
- Jack Sherlock, def. end/linebacker, Minnesota Vikings and Green Bay Packers;
 - Kellen Soulek, Indianapolis Colts and Minnesota Vikings;
 - Melvin Taveras, defensive back, Minnesota Vikings;
 - Chris Wagner, tight end, Oakland Raiders;
 - Jake Wieneke, wide receiver, Minnesota Vikings;
 - Bryan Witzmann, offensive lineman, Houston Texans;
 - Winston Wright, cornerback, Tennessee Titans

JACKS IN THE PROS

SDSU PRO FOOTBALL ALUMNI

Weldon Erickson • 1922, Minneapolis
 John Beasey • 1924, Green Bay
 Weert Englemann • 1930-33, Green Bay
 Ray Jenison • 1931, Green Bay
 Israel Ginsberg • 1935, Boston
 Alfred Arndt • 1935, Pittsburgh, Boston
 Paul "Whitey" Miller • 1936-38, Green Bay
 Mark Barber • 1937, Cleveland
 Robert Pylman • 1938-39, Philadelphia
 Doug Eggers • 1954-57, Baltimore; 1958, Chicago Cardinals
 Jerry Welch • 1955-56, Calgary (CFL)
 Dominic "Dick" Klawitter • 1956, Chicago Bears
 Pete Retzlaff • 1956, Detroit; 1956-66, Philadelphia
 Wayne Rasmussen • 1964-74, Detroit
 Ron Meyer • 1966, Pittsburgh
 Darwin Gonnerman • 1969-70, Ottawa (CFL)
 Jim Langer • 1970-79, Miami; 1980-81, Minnesota
 Tim Roth • 1971-77, Saskatchewan (CFL)
 Phil Engle • 1973, Birmingham (WFL)
 Lynn Boden • 1975-78, Detroit; 1979, Chicago
 Bill Matthews • 1978-81, New England; 1982-83, New York Giants;
 1984, Denver Gold (USFL)
 Chuck Loewen • 1980-84, San Diego
 Bruce Klostermann • 1986-89, Denver; 1990-91, Los Angeles Raiders
 Mike Busch • 1987, New York Giants
 Brian Sisley • 1987, New York Giants
 Doug Miller • 1993-94, San Diego
 Dean Herrboldt • 1995-96, British Columbia (CFL)
 Adam Timmerman • 1995-98, Green Bay; 1999-2006, St. Louis
 Adam Vinatieri • 1996, Amsterdam (WFL); 1996-2005 New England;
 2006-present, Indianapolis
 Steve Heiden • 1999-2001, San Diego; 2002-09 Cleveland
 Josh Ranek • 2002, Dallas; 2002-05, Ottawa (CFL); 2006, Hamilton (CFL);
 2007, Edmonton (CFL),
 Scott Connot • 2004-06, Kansas City
 Mitch Erickson • 2008-09, Denver (practice squad); 2010, Seattle;
 2010-11, Omaha (UFL); 2012, Edmonton (CFL)
 Parker Douglass • 2008, California (UFL); 2009, Las Vegas (UFL)
 Chris Johnson • 2010, Arizona/Chicago (practice squad)
 Danny Batten • 2010-12, Buffalo

Colin Cochart • 2011-12, Cincinnati; 2012, Dallas
 Derek Domino • 2011, Denver (injured reserve); 2012, Edmonton (CFL)
 Bryan Witzmann • 2014, Houston (practice squad); 2015, New Orleans;
 2016-17, Kansas City; 2018, Chicago; 2019, Cleveland
 Zach Zenner • 2015-19, Detroit; 2019, Arizona; 2019, Miami; 2019, New Orleans
 Dallas Goedert • 2018-present, Philadelphia
 Jacob Ohnesorge • 2019, Arizona (AAF)
 Jordan Brown • 2019, Cincinnati; 2019, Jacksonville; 2019-p., Oakland/Las Vegas
 Jake Wieneke • 2019-present, Montreal (CFL)

SDSU PLAYERS DRAFTED BY NFL TEAMS

1939: Bob Riddell, end, Philadelphia (17)
 1951: Harry Gibbons, back, Chicago (20)
 1951: Dick Peot, tackle, Detroit (28)
 1953: Pete Retzlaff, back, Detroit (22)
 1955: Jerry Welch, back, Baltimore (22)
 1956: Dick Klawitter, center, Chicago (8)
 1957: Harwood Hoefft, end, Baltimore (24)
 1958: Wayne Haensel, tackle, N.Y. Giants (25)
 1959: LeRoy Bergan, tackle, Baltimore (17)
 1961: Leland Bondhus, tackle, Green Bay (19)
 1962: Joe Thorne, back, Green Bay (12)
 1962: Ron Frank, tackle, San Francisco (16)
 1964: Wayne Rasmussen, back, Detroit (9)
 1966: Ron Meyer, quarterback, Chicago (7)
 1966: Ed Maras, end, Green Bay (20)
 1970: Tim Roth, defensive end, Oakland (16)
 1973: Phil Engle, tackle, Green Bay (11)
 1975: Lynn Boden, tackle, Detroit (1)
 1975: Jerry Lawrence, tackle, Houston (8)
 1976: Todd Simonsen, tackle, Houston (6)
 1976: Bob Gissler, defensive end, Miami (14)
 1978: Bill Matthews, linebacker, New England (5)
 1980: Chuck Loewen, offensive lineman, San Diego (7)
 1986: Bruce Klostermann, linebacker, Denver (8)
 1993: Doug Miller, linebacker, San Diego (7)
 1995: Adam Timmerman, offensive lineman, Green Bay (7)
 1999: Steve Heiden, tight end, San Diego (3)
 2010: Danny Batten, defensive end, Buffalo (6)
 2018: Dallas Goedert, tight end, Philadelphia (2)
 2019: Jordan Brown, cornerback, Cincinnati (7)
 Note: Number in parentheses indicates round selected



Wagner native Doug Eggers played professionally for the Baltimore Colts (1954-57) and Chicago Cardinals (1958).



Ed Maras was drafted in both football and baseball following a standout athletic career at South Dakota State.



Steve Heiden played 11 years in the NFL, splitting time between the San Diego Chargers and Cleveland Browns. He is currently a coach with the Arizona Cardinals.



Danny Batten was the first Jackrabbit player in the Division I era to be drafted, when he was selected by Buffalo in the sixth round of the 2010 draft.

JACKS IN THE PROS

At the conclusion of the 2020 football season, four former South Dakota State standouts were members of National Football League teams, continuing the Jackrabbits' long tradition of developing players into pro prospects.

Headlining the list is tight end Dallas Goedert of the Philadelphia Eagles. After being drafted in the second round of the 2018 NFL Draft, Goedert has gone on to record 137 receptions for 1,465 yards and 12 touchdowns in three seasons.

Veteran offensive lineman Bryan Witzmann returned to the Kansas City Chiefs in 2020, an organization for which he earned a starting role in 2017. He played in one game in 2020, but was assigned to the team's practice squad for much of the year, including the postseason.

Witzmann has been with eight different teams since excelling for the Jackrabbits from 2010-13. He began the 2019 season with the Cleveland Browns and later played in two games for Carolina. He also has spent time with Houston, New Orleans, Dallas, Minnesota and Chicago.

Also on NFL rosters in 2020 as practice squad members were cornerback Jordan Brown (Washington) and linebacker Christian Rozeboom (Los Angeles Rams). Brown was a seventh-round choice of the Cincinnati Bengals in 2019 and also spent time on the practice squad for Jacksonville during his rookie campaign before entering 2020 training camp with the Las Vegas Raiders.

Rozeboom finished his Jackrabbit career as the program's all-time leading tackler and then signed as a free agent following the 2020 NFL Draft. Teammates Mikey Daniel (Atlanta Falcons) and Luke Sellers (Detroit Lions) also signed free agent agreements from the 2019 SDSU senior class. Daniel recently signed with Carolina.

In addition, wide receiver Jake Wieneke caught on with the Montreal Alouettes of the Canadian Football League in 2019 and finished the year with 41 catches for 569 yards with eight touchdowns. The CFL did not compete in 2020 due to the COVID-19 pandemic.

Adding to the Jackrabbits' list of pro aspirants is wide receiver Cade Johnson, who signed as a free agent with the Seattle Seahawks following the conclusion of the 2021 NFL Draft.

Johnson set a pair of single-season school records as a member of the Jackrabbits from 2017-19. As a redshirt freshman in 2017, the Papillion, Nebraska, native established a new Jackrabbit standard with 839 kickoff return yards, returning two kickoffs for touchdowns. The following season, his first as a starting receiver, he set the SDSU single-season record with 17 touchdown catches, totaling 67 receptions for 1,332 yards.

In 2019, Johnson also posted his second consecutive 1,000-yard season, tallying 1,222 yards on 72 receptions. In only three seasons, he ranked third in program history for touchdown receptions (28), fifth in receiving yards (2,872) and sixth in total receptions (162). He was a two-time first-team all-Missouri Valley Football Conference honoree and was selected to multiple Football Championship Subdivision All-America squads in both 2018 and 2019.

Johnson was selected to play in the 2020 Reese's Senior Bowl after deciding to opt out of his senior season.

Recently announcing his retirement was former Jackrabbit standout Adam Vinatieri, who became the NFL career scoring leader in 2018 as a member of the Indianapolis Colts. Over Vinatieri's 24 seasons, his totals include NFL bests of 599-of-715 on field goal attempts, 83.8 percent, and 2,673 career points. He also ranks second in career extra points with 874. In all, Vinatieri set 15 NFL records, including 21 100-point seasons.

Several other former Jackrabbit players and coaches have had ties to the professional game, including:

- Steve Heiden (player from 1995-98), tight ends coach for the Arizona Cardinals;
- Reed Burckhardt (player from 2004-07), director of pro scouting for the Minnesota Vikings;
- Glen Fox (player from 2006-09), pro scout with the Arizona Cardinals;
- Shawn Mennenga (assistant coach from 2009-10), former special teams coordinator for the Cleveland Browns and Green Bay Packers;
- Trent Baalke (assistant coach from 1991-95), general manager of the Jacksonville Jaguars and formerly the GM for the San Francisco 49ers.

JACKRABBITS IN THE SUPER BOWL

For South Dakota State University fans, the 2002 Super Bowl game was the second Adam Bowl.

In the 1997 Super Bowl, two former Jackrabbits faced each other in the game between the Green Bay Packers and the New England Patriots. Adam Timmerman, was the starting right guard for the Packers, while Adam Vinatieri was the placekicker for the Patriots.

In 2002, they met again; this time Timmerman with the St. Louis Rams and Vinatieri with the Patriots. Vinatieri not only kicked the winning field goal in that game, but did it again in the 2004 Super Bowl.

Timmerman played in two Super Bowls for the Packers, then signed with St. Louis as a free agent and started for the 2000 Super Bowl champs, also going on to play in the Pro Bowl.

Vinatieri has, in effect, provided the winning points in three Super Bowls since his field goal in the 2005 game was the margin of victory.

Timmerman and Vinatieri are the fourth and fifth former SDSU players to play in a Super Bowl game. Jim Langer was the starting center for the Miami Dolphins in three Super Bowls.

The Jacks in the Super Bowl:

- Jim Langer, Miami Dolphins, 1972-73-74;
- Bruce Klostermann, Denver Broncos, 1988, 1990;
- Doug Miller, San Diego Chargers, 1995;
- Adam Timmerman, Green Bay Packers, 1997-98, and St. Louis Rams, 2000, 2002; and
- Adam Vinatieri, New England Patriots 1997, 2002, 2004, 2005, and Indianapolis Colts, 2007.

In addition, former Jackrabbit player Brad Seely (1975-77) was the special teams coach for the Patriots in four Super Bowls, as well as the San Francisco 49ers in Super Bowl XLVII. Seely, who was named NFL Special Teams Coach of the Year in both 2009 and 2011, retired in June 2020 after 30 NFL seasons.



The late Doug Miller made a Super Bowl appearance with the San Diego Chargers during the 1994 season.



Adam Timmerman played on Super Bowl-winning teams for both the Green Bay Packers and the St. Louis Rams during a pro career that spanned from 1995-2006.



Brad Seely, right, pictured with former San Francisco 49ers head coach Jim Harbaugh, coached in the NFL for 30 seasons and helped lead teams to five Super Bowl appearances. Seely announced his retirement in June 2020 after spending the last two years as special teams coach for the Houston Texans.

South Dakota State has made 10 postseason appearances in its football history, with eight of those berths coming as a member of the Football Championship Subdivision. The Jackrabbits have compiled an 11-10 record in the playoffs and have made nine consecutive appearances in the FCS playoffs.

Following is a recap of each postseason contest:

• **Nov. 24, 1979 — Youngstown State 50, SDSU 7:** South Dakota State's lone appearance in the NCAA Division II playoffs resulted in a 50-7 defeat to second-ranked Youngstown State on a rain-soaked field in Ohio.

The Jackrabbits turned the ball over seven times in the game, with Youngstown State cashing in three times after first-half turnovers to build a 22-0 halftime lead.

SDSU pulled to within 22-7 midway through the third quarter on a 9-yard touchdown pass from Gary Maffett to Brian Bunkers, but the Penguins reeled off the final 28 points to complete the victory.

Lionel Macklin caught seven passes for 89 yards, while Maffett finished the game 17-for-35 passing for 204 yards.

Youngstown State rushed for 319 yards in the contest, and was led by Robbie Robson's 166 yards on 31 carries.

• **Nov. 28, 2009 — Montana 61, SDSU 48:** Top-seeded Montana scored the final 40 points of the game, including five touchdowns in the fourth quarter, to post a wild 61-48 victory and spoil South Dakota State's first appearance in an NCAA Division I Football Championship Subdivision playoff game, at Washington-Grizzly Stadium in Missoula, Montana.

SDSU built a 17-0 lead early in the second quarter and led 34-14 at halftime after Colin Cochart's third touchdown reception of the game and a 1-yard run by Kyle Minett late in the half.

The Jackrabbit lead grew to 41-14 as Corey Jeske fell on a blocked punt in the end zone for an SDSU touchdown early in the third quarter.

Montana's comeback began late in the third quarter on Marc Mariani's 98-yard kickoff return. Mariani later added touchdown receptions of 15 and 4 yards, the last of which gave the Grizzlies their first lead of the game with 1:08 to play.

A 32-yard interception return for touchdown by Severin Campbell sealed the win for Montana, which would go on to reach the FCS title game.

• **Nov. 24, 2012 — SDSU 58, Eastern Illinois 10:** Zach Zenner rushed for a school-record 295 yards and three touchdowns, pacing SDSU to its first-ever playoff victory with a 58-10 victory over Eastern Illinois at Coughlin-Alumni Stadium.

Zenner opened the scoring with a 68-yard TD run and added scoring runs of 4 and 7 yards as part of a 24-point second quarter as SDSU built a 34-3 halftime lead.

Backup running back Reggie Gandy added 151 yards and two touchdowns as SDSU finished with 434 rushing yards and 580 yards of total offense.

Eastern Illinois quarterback Jimmy Garoppolo



Zach Zenner rushed for a school-record 295 yards and scored three touchdowns as the Jackrabbits downed Eastern Illinois, 58-10, in their first-ever home playoff game, in 2012 at Coughlin-Alumni Stadium.

completed 25-of-41 passes for 221 yards with an interception.

• **Dec. 1, 2012 — North Dakota State 28, SDSU 3:** Top-seeded North Dakota State scored three second-quarter touchdowns and the Bison defense held South Dakota State out of the end zone in a 28-3 victory in Football Championship Subdivision second-round playoff action at the Fargodome.

SDSU put the first points on the board with a six-play, 66-yard drive capped by a 26-yard field goal by Justin Syrovatka two ticks under the three-minute mark of the opening quarter. A 49-yard pass play down the middle of the field from Austin Sumner to Brandon Hubert set up what would be the only score for the Jackrabbits.

Bison quarterback Brock Jensen ran for one touchdown and threw a pair of touchdown passes to Garrett Bruhn.

• **Nov. 30, 2013 — SDSU 26, Northern Arizona 7:** South Dakota State scored 26 consecutive points and recorded seven sacks as the Jackrabbits advanced in the Football Championship Subdivision playoffs with a 26-7 victory in Flagstaff, Arizona.

Tied at 7-all at halftime, the Jackrabbits took the lead midway through the third quarter on a safety as linebacker T.J. Lally drove running back Zach Bauman out of the end zone for a 9-7 SDSU lead.

On the free kick following the safety, Je Ryan Butler broke off a 38-yard return to the NAU 39. Two plays later, Zach Zenner broke around the right end for a 34-yard touchdown run. Zenner added an 87-yard TD run later in the game as he finished the night with 249 yards on 30 carries.

• **Dec. 7, 2013 — Eastern Washington 41, SDSU 17:** Eastern Washington quarterback Vernon Adams threw for five touchdowns, including two in a pivotal

third quarter, to lead Eastern Washington to a 41-17 victory in frigid Cheney, Washington.

The Jackrabbits took the opening kickoff and drew first blood with an eight-play, 75-yard scoring drive, which was capped by a 14-yard touchdown pass from Austin Sumner to running back Reggie Gandy.

Adams hooked up twice with freshman sensation Cooper Kupp on scoring plays of 40 and 15 yards, the second of which gave the Eagles a 27-14 lead.

Sumner completed 26-of-40 passes for 315 yards, while Trevor Tiefenthaler set career highs with 11 receptions for 139 yards.

• **Nov. 29, 2014 — SDSU 47, Montana State 40:** Zach Zenner accounted for 324 all-purpose yards and scored a career-high five touchdowns to lead South Dakota State to a 47-40 victory at a snowy Bobcat Stadium in Bozeman, Montana, in the opening round of the FCS playoffs.

Zenner tallied the first of four long scores on the second play from scrimmage and a mere 30 seconds into the game with a 45-yard touchdown run. He added scoring runs of 7, 60 and 69 yards and caught another TD that also covered 69 yards.

The two squads combined for 1,018 yards of total offense — 526 by SDSU and 492 for Montana State.

Special teams loomed large as SDSU kicker Justin Syrovatka hit field goals of 21 and 30 yards in the adverse conditions.

Montana State, meanwhile, had a bobbled snap on its first point-after attempt and had another extra-point try blocked.

• **Dec. 6, 2014 — North Dakota State 27, SDSU 24:** South Dakota State took the lead late in the fourth quarter, but North Dakota State had the final answer in the closing seconds to pull out a 27-24 victory in second-round playoff action in Fargo, North Dakota.

PLAYOFF HISTORY

The final Bison tally came on a 12-yard touchdown pass from Carson Wentz to R.J. Urzendowski with 54 seconds to play.

SDSU had taken a 24-20 lead with 3:18 to play on a 3-yard touchdown pass from Austin Sumner to Jake Wieneke. That capped a nine-play, 65-yard drive in which the Jackrabbits converted on fourth-and-3 from the Bison 32 on a 4-yard run by Zach Zenner.

The Jackrabbits fell behind 14-0 before first grabbing the lead with 17 consecutive points, including two short touchdown runs by Zenner.

• Nov. 28, 2015 — Montana 24, SDSU 17:

Montana built a 24-0 halftime lead and held off a valiant SDSU comeback attempt in the second half.

The Jackrabbit defense held Montana without a first down on its first five possessions of the second half, allowing the offense to play catchup. A 34-yard field goal by Jay Carlson put SDSU on the board and a 1-yard touchdown run by Taryn Christion later in the third quarter trimmed the deficit to 24-10.

SDSU pulled to within one score with 4:44 remaining on a 30-yard touchdown pass from Christion to Dallas Goedert on a fourth-down play.

Montana was able to run out the clock, mixing a short-passing game with a strong rushing attack.

• Dec. 3, 2016 — SDSU 10, Villanova 7: Chase Vinatieri kicked the game-winning 40-yard field goal with 1:21 remaining in the game to lift eighth-seeded SDSU to a hard-fought 10-7 victory over Villanova in the second round of the FCS playoffs. The game marked the first postseason contest at Dana J. Dykhouse Stadium.

Vinatieri's heroics were set up by a 33-yard catch and run by Dallas Goedert on a pass from Taryn Christion that moved the ball to the Villanova 26. Christion and Goedert had hooked up on a 4-yard touchdown earlier in the game for the lone Jackrabbit touchdown of the game.

Christian Rozeboom led a strong Jackrabbit defensive effort with 13 tackles.

• Dec. 10, 2016 — North Dakota State 36, SDSU 10: North Dakota State's ball-control offense scored the final 36 points of the game, ending South Dakota State's season with a 36-10 victory in the Football Championship Subdivision quarterfinals at the Fargodome.

The Jackrabbits reached into their bag of tricks to score the first touchdown of the game on a 5-yard run by Brady Mengarelli on the opening drive of the game.

Chase Vinatieri's 34-yard field goal later in the first quarter pushed the SDSU advantage to 10-0.

NDSU countered with a 49-yard touchdown run by Lance Dunn later in the first quarter and took its first lead at 14-10 late in the second quarter on a 3-yard run by quarterback Easton Stick.

The Bison continued the momentum in the third quarter with a safety and two Cam Pedersen field goals. Stick put the game further out of reach with a 14-yard touchdown run in the fourth quarter.

• Dec. 2, 2017 — SDSU 37, Northern Iowa 22:

On a record-setting day by South Dakota State quarterback Taryn Christion, the Jackrabbits scored on all five of their offensive possessions in the first half and went on to avenge a regular season loss to Northern Iowa with a 37-22 triumph in second-round action of the Football Championship Playoffs at Dana J. Dykhouse Stadium.

After kicking a field goal on the opening possession of the game, the fifth-seeded Jackrabbits made the score 10-0 on a 2-yard touchdown pass from Christion to Cade Johnson later in the first quarter. The touchdown pass was the 66th of his career, breaking the school record previously set by Austin Sumner.

Chase Vinatieri kicked a career-best 55-yard field goal early in the second quarter, and the Jackrabbits led 26-7 at halftime after Christion ran 2 yards for a score and threw a 28-yard touchdown pass to tight end Dallas Goedert later in the stanza.

Vinatieri added a 44-yard field goal in the fourth quarter to cap the scoring for SDSU.

• Dec. 9, 2017 — SDSU 56, New Hampshire 14:

Wide receiver Jake Wieneke caught two touchdown passes and ran for another for a South Dakota State team that cruised into to the Football Championship Subdivision semifinals for the first time in program history with a 56-14 victory over New Hampshire at Dana J. Dykhouse Stadium.

For the second week in a row, the SDSU offense clicked early and often. The Jackrabbits took the opening kickoff and drove 70 yards on only six plays. Junior quarterback Taryn Christion hit Dallas Goedert for 19 yards on the first play before back-to-back 15-yard completions to Wieneke. Christion later scored on a 13-yard run.

Wieneke's first touchdown of the day came on the next Jackrabbit possession as he took the ball on an end around, got a key block downfield from Tyler Weir as he turned the corner and scored from 48 yards out.

SDSU made it 3-for-3 on first-quarter drives with a 12-play, 85-yard scoring march. All but 24 yards — a one-handed catch by Wieneke — came on the ground as Isaac Wallace scampered into the end zone from 13 yards out in the final minute of the opening stanza for a 21-0 Jackrabbit lead.

Wieneke added touchdown receptions of 32 and 10 yards in the second and third quarters, respectively.

Cade Johnson answered New Hampshire's first touchdown of the game with a 99-yard return for touchdown on the ensuing kickoff in the third quarter.

SDSU held a 265-96 advantage in rushing yards.

• Dec. 16, 2017 — James Madison 51, SDSU 16:

A ball-hawking James Madison defense forced 10 South Dakota State turnovers — five in each half — and the Dukes slammed the door shut on a Jackrabbit comeback with two long touchdown runs early in the third quarter en route to a 51-16 victory in the Football Championship Subdivision semifinals in Harrisonburg, Virginia.

Each of the Jackrabbits' five first-quarter drives



Cade Johnson returned a kickoff 99 yards for a touchdown in the third quarter of South Dakota State's 56-14 FCS semifinal victory over New Hampshire on Dec. 9, 2017, at Dana J. Dykhouse Stadium. SDSU is 8-1 in home playoff games, including a 7-1 mark at DJDS.

ended on turnovers, yet SDSU trailed only 7-0 after the first stanza.

The Dukes later cashed in on a short field after forcing a second fumble in as many possessions deep in SDSU territory as Bryan Schor hit receiver Riley Stapleton on third-and-goal from two yards out.

SDSU tied the game on its first possession of the second quarter, capping an eight-play, 74-yard drive on a 9-yard touchdown pass from Taryn Christion to Jake Wieneke.

The Jackrabbits pulled to within 14-10 on a 37-yard field goal by Chase Vinatieri with 56 seconds remaining in the first half, but JMU stole back the momentum with a 38-yard kickoff return by Marcus Marshall and a 30-yard pass from Schor to Stapleton that moved the ball deep into SDSU territory. Schor later scored from a yard out with nine seconds left in the quarter to push the JMU lead to 21-10 heading into halftime.

Any hopes of an SDSU comeback were dashed when Marshall rushed for touchdowns of 65 and 87 yards in the first five minutes of the third quarter to put JMU up 35-10.

• Dec. 1, 2018 — SDSU 51, Duquesne 6: Fifth-seeded South Dakota State turned to a potent rushing attack to open its 2018 playoff run with a convincing 51-6 victory over Duquesne at snowy Dana J. Dykhouse Stadium.

On the opening drive of the game, SDSU went to the air, converting on fourth-and-1 from midfield on a pass from Taryn Christion to Cade Johnson. The pair hooked up three plays later on a 43-yard touchdown to cap a nine-play, 75-yard drive.

Early in the second quarter, wide receiver Isaiah Hill took a handoff from Johnson on a reverse and weaved his way around right end for a 23-yard touchdown run.

SDSU pushed the lead to 24-0 going into intermission with 10 points in the final 92 seconds of the second quarter. Pierre Strong, Jr. continued his late-season surge with a 52-yard touchdown run. One play after the Jackrabbit defense stuffed Duquesne on fourth-and-1.

After the SDSU defense forced a quick three-and-out, Chase Vinatieri capped the first-half scoring with a 39-yard field goal.

The Jackrabbits put the game away in the third quarter, reeling off 20 points in the span of a little over three minutes. Hill scored for the second time on a reverse, this time going around left end for a 15-yard score. Two plays after a Lorenzo Williams interception and 22-yard return, Mikey Daniel got into the scoring act by hurdling a defender en route to a 27-yard highlight-reel touchdown run.

The final SDSU tally of the scoring blitz came on a 43-yard interception return for touchdown by Zy Mosley.

As a team, the Jackrabbits racked up 326 yards on the ground, averaging 8.1 yards per carry. Strong ended the afternoon with 92 yards on 12 carries.

• Dec. 8, 2018 — SDSU 27, Kennesaw State 17:

The Jackrabbits earned their second consecutive trip to the FCS semifinals by grinding out a 27-17 win at fourth-seeded Kennesaw State.

SDSU never trailed in the contest, building a 17-3 cushion with two second-quarter touchdowns after the teams traded field goals in the opening stanza. Adam Anderson gave the Jackrabbits the lead for good on a 5-yard touchdown reception from Taryn Christion, with Pierre Strong, Jr. adding a 9-yard touchdown run in the closing minutes of the quarter.

Kennesaw State rallied behind backup quarterback Daniel David, cutting the Jackrabbit advantage to 20-17 with a pair of fourth-quarter scores. David's 1-yard touchdown run with 6:42 to play in the game capped a nine-play, 91-yard drive.

The Jackrabbits responded with the game-clinching drive on their next possession. First, Christian Rozeboom scrambled and hit Cade Johnson for 33 yards on a third-and-12 play before Christion scored from 15 yards out on another third-down play later in the drive.

Christian Rozeboom posted a game-high 14 tackles, including three tackles for loss, for SDSU.

• **Dec. 14, 2018 — North Dakota State 44, SDSU 21:** North Dakota State quarterback Easton Stick ran for three touchdowns to lead the Bison back to the FCS national championship game with a 44-21 semifinal victory at the Fargodome.

NDSU grabbed 14-7 lead late in the first half on a 34-yard run by Stick, then scored on its first five possessions of the second half to pull away for the victory.

After Stick scored on a 5-yard run midway through the first quarter, the Jackrabbits' Pierre Strong, Jr.



South Dakota State ran for 326 yards at a snowy Dana J. Dykhouse Stadium in a 51-6 victory over Duquesne on Dec. 1, 2018. Mikey Daniel (pictured), rushed 10 times for a team-best 100 yards and scored touchdowns on runs of 27 and 4 yards.

answered with a 30-yard touchdown in the closing seconds of the opening stanza.

The two squads combined for 35 points in the third quarter. Bruce Anderson scored all three Bison touchdowns, running to paydirt from 1 and 41 yards and adding a 14-yard touchdown reception.

Blake Kunz (8 yards) and Cade Johnson (52 yards) caught touchdown passes from Taryn Christion for SDSU's third-quarter scores.

Stick capped the scoring with a 28-yard touchdown run as he ended the day with 147 yards on 16 carries. The Bison accumulated 439 yards on the ground en route to 608 yards of total offense.

Strong posted 135 yards on 20 carries to lead the Jackrabbits' offensive attack.

• Dec. 7, 2019 — Northern Iowa 13, SDSU 10:

Northern Iowa scored the final 13 points of the game, including the game-winning 18-yard field goal by Matthew Cook with 2 minutes and 10 seconds remaining, as the Panthers knocked off seventh-seeded South Dakota State, 13-10, in second-round action of the Football Championship Subdivision playoffs at Dana J. Dykhouse Stadium.

The Jackrabbits dominated the first quarter, scoring all 10 of their points. Walter Payton Award finalist Cade Johnson put the Jackrabbits at midfield by returning the opening kickoff 43 yards. Freshman quarterback Keaton Heide completed all three of his passes on the five-play opening drive, culminating with a 22-yard touchdown pass to Adam Anderson.

After the SDSU forced a three-and-out on the Panthers' first drive of the game, followed by a short punt, the Jackrabbits upped their lead to 10-0 on a 22-yard field goal by Chase Vinatieri.

SDSU turned the ball over on each of its first three

possessions of the second quarter, but UNI could only capitalize once as the Panthers turned the final miscue into three points as Cook connected on a 23-yard field goal with 2:13 to play in the first half.

UNI tied the game with a 10-play, 75-yard drive to open the second half. Running back Trevor Allen scored on a 2-yard run, two plays after a 33-yard catch and run by Aaron Graham on a pass to the right flat by Will McElvain.

Yards and first downs remained elusive for both offensive units until UNI put together the game-winning 12-play drive that started midway through the fourth quarter. Starting at their own 19, McElvain jump-started the Panthers with a 31-yard scramble and run to midfield on the opening play. Allen extended the drive with a 2-yard run for a first down on fourth-and-2 from the SDSU 42 before McElvain hit Suni Lane along the right sideline for a 31 yards to the set up first and goal at the Jackrabbit 5.

The SDSU defense held UNI out of the end zone, but Cook converted his second field-goal attempt of the game.

UNI held a 238-220 advantage in total offense. For SDSU, Heide completed 14-of-27 passes for 167 yards. Johnson caught five passes for 35 yards, with Anderson tallying four receptions for a season-high 84 yards in his final collegiate game. Mikey Daniel paced the ground game with 43 yards on nine carries.

Christian Rozeboom and Seven Wilson shared game-high honors in tackles with 10 apiece. Senior defensive end Ryan Eairth collected eight tackles, including a career-best two-and-a-half sacks.

• April 24, 2021 — SDSU 31, Holy Cross 3:

The top-seeded Jackrabbits' march to the FCS national title game began with a convincing 31-3 victory over Holy Cross in opening-round action at Dana J. Dykhouse Stadium.

Quarterback Mark Gronowski threw a season-high three touchdown passes to the Janke brothers, connecting with Jaxon Janke on an 11-yard TD late in the first quarter, followed by scoring strikes of 13 and 45 yards to Jadon Janke in the second and third quarters, respectively.

Gronowski completed 12-of-21 passes for 153 yards.

SDSU put the game away on the ground, with freshman running back Isaiah Davis capping the scoring with a 60-yard touchdown run in the fourth quarter. Davis finished the game with 156 yards on only 10 carries.

As a team, SDSU finished with a 439-198 edge in total offense, including a 281-112 rushing advantage. The Jackrabbit defense recorded eight tackles for loss, including a pair of sacks by linebacker Logan Backhaus.

Adam Bock paced SDSU defensively with nine tackles.

The Crusaders' lone points came on a 46-yard field goal by Derek Ng in the final minute of the first half.

PLAYOFF HISTORY

• May 2, 2021 — SDSU 31, Southern Illinois 26:

The Jackrabbits kept their postseason run alive by overcoming a 13-point first-half deficit to rally past Southern Illinois in FCS quarterfinal action at Dana J. Dykhouse Stadium.

SDSU turned the tide with a goal-line stand early in the fourth quarter that was followed by a 67-yard touchdown run by quarterback Mark Gronowski that gave the Jackrabbits a 24-20 lead. Moments later, the Jackrabbits recovered an SIU fumble and cashed in as Isaiah Davis scored on a 4-yard touchdown run to push the advantage to 31-20.

After the Jackrabbits opened the scoring on a 23-yard touchdown pass from Gronowski to Jadon Janke on the first drive of the game, SIU reeled off the next 20 points. SDSU drew back to within 20-10 on a 34-yard field goal by Cole Frahm on the final play of the first half.

The Frahm field goal, which was set up by a 50-yard kickoff return by Davis and a 31-yard catch and run by Pierre Strong, Jr., in the closing seconds of the half, ignited a streak of 24 consecutive points by the Jackrabbits. Janke opened the second-half scoring with a 26-yard TD reception.

SIU ran 31 more offensive plays than the Jacks, 80-49, and held a 11-plus minute advantage in time of possession, although total yardage was nearly equal with the Salukis holding a 443-414 edge. SDSU did not turn the ball over while SIU committed three costly turnovers, including throwing the game-sealing interception, which was picked off by Michael Griffin II at the SDSU 9-yard line with 13 seconds remaining.

• **May 8, 2021 — SDSU 33, Delaware 3:** For the second time in the 2021 postseason, South Dakota State held an opponent out of the end zone in drubbing Delaware, 33-3, at Dana J. Dykhouse Stadium.

With the win, the Jackrabbits earned a trip to Frisco, Texas, to play for a Football Championship Subdivision national title for the first time in program history.

Delaware actually opened the scoring with a 29-yard field goal late in the first quarter, but it was all Jackrabbits from there.

A 30-yard touchdown pass from Mark Gronowski to Jaxon Janke on the ensuing drive gave SDSU a lead it would not relinquish. The SDSU defense was in the Delaware backfield all afternoon, tying a team playoff record with seven sacks and a total of 12 tackles for loss.

Junior defensive end Reece Winkelman led the charge with 3.5 tackles for loss, including 2.5 sacks. SDSU held CAA Offensive Player of the Year Dejour Lee to nine rushing yards on 11 carries and limited the Blue Hens to 216 yards of total offense for the game.



Jackrabbit head coach John Stiegelmeier is doused as SDSU players celebrated their 33-3 win over Delaware in a Football Championship Subdivision national semifinal game at Dana J. Dykhouse Stadium on May 8, 2021. With that victory, SDSU reached a national championship game in football for the first time and also marked the first national championship game appearance for the Jackrabbits in any sport at the Division I level.

The Jackrabbits put the game out of reach with a 20-point second quarter that included a 24-yard touchdown on a halfback pass from Pierre Strong, Jr. to Gronowski. Strong would later score on a 3-yard run and Gronowski capped the outburst with a 14-yard touchdown pass to Blake Kunz that upped the SDSU lead to 27-3 seconds before halftime.

• **May 16, 2021 — Sam Houston 23, SDSU 21:** South Dakota State's quest for a national title came up one play and 16 seconds short as Sam Houston put together a game-winning drive in the closing minutes to defeat the Jackrabbits, 23-21, at a rain-soaked Toyota Stadium in Frisco, Texas.

The Jackrabbits overcame both an injury to starting quarterback Mark Gronowski on the first offensive series and the weather to battle back from a 17-7 deficit to regain the lead in the fourth quarter. The Jackrabbits rode the legs of freshman running back Isaiah Davis, who scored on a 28-yard run two minutes into the final stanza, then gave SDSU its first lead since 7-0 with an 85-yard burst with 5 minutes and 41 seconds remaining.

Sam Houston followed with the game-winning drive, a methodical 16-play, 65-yard march. The Bearkats converted twice on short-yardage fourth-down plays – the second of which was a 5-yard pass to Jequez Ezzard on fourth-and-3 that set up Sam Houston with first and goal at the Jackrabbit 10. After

two incompletions, quarterback Eric Schmid found Ife Adeyi in the middle of the end zone for the game-winning 10-yard touchdown with 16 seconds left on the clock.

Early on, the weather was the story. The game began in heavy rain, which hindered both squads' offensive and special teams efforts. The Jackrabbits recovered a botched snap on Sam Houston's first offensive possession at the Bearkats' 41 and SDSU quickly turned that miscue into seven points as Davis scored from a yard out after a 20-yard run for the first of his three touchdowns on the day.

Davis rushed for a career-high 178 yards on 14 carries.

Sam Houston began to gain control in the second quarter, tying the game when Ezzard caught a pass from Schmid along the left sideline and weaved his way through the Jackrabbit defense in the middle of the field for a 35-yard touchdown.

The game was delayed for nearly 75 minutes due to lightning in the area, and when play resumed the Bearkat duo of Schmid and Ezzard hooked up again for a 15-yard touchdown. Ezzard hauled in 10 catches on the day for 108 yards, while Adeyi tallied five catches for 73 yards.

Seth Morgan provided the only points of the third quarter for either team with a 45-yard field goal for Sam Houston.

PLAYOFF RECORDS

INDIVIDUAL

RUSHING ATTEMPTS: 35, by Kyle Minett, at Montana, 11-28-2009
RUSHING YARDS: ^295, by Zach Zenner, vs. Eastern Illinois, 11-24-2012
RUSHING AVERAGE (MIN. 10 ATT.): 15.6 yards per carry (10-156), by Isaiah Davis, vs. Holy Cross, 4-24-2021
RUSHING TOUCHDOWNS: 4, by Zach Zenner, at Montana State, 11-29-2014
LONG RUSH: 87 yards (for TD), by Zach Zenner, at Northern Arizona, 11-30-2013
PASS ATTEMPTS: 43, by Taryn Christian, at Montana, 11-28-2015, and at James Madison, 12-16-2017
PASS COMPLETIONS: 26, by Austin Sumner, at Eastern Washington, 12-7-2013
YARDS PASSING: 315, by Austin Sumner, at Eastern Washington, 12-7-2013
TOUCHDOWN PASSES: 3, by Thomas O'Brien, at Montana, 11-28-2009; by Taryn Christian, vs. Northern Iowa, 12-2-2017, and by Mark Gronowski, vs. Holy Cross, 4-24-2021
RECEPTIONS: 11, by Trevor Tiefenthaler, at Eastern Washington, 12-7-2013
YARDS RECEIVING: 140, by Jake Wieneke, vs. New Hampshire, 12-9-2017
RECEIVING AVERAGE (MIN. 4 REC.): 21.3 yards, by Jake Wieneke, at Montana, 11-28-2015
RECEIVING TOUCHDOWNS: 3, by Colin Cochart, at Montana, 11-28-2009
LONG RECEPTION: 69 yards (for TD), by Zach Zenner, at Montana State, 11-29-2014
ALL-PURPOSE YARDS: 324 (252 rushing, 72 receiving), by Zach Zenner, at Montana State, 11-29-2014
TOTAL OFFENSE: 331 yards (315 passing, 16 receiving), by Austin Sumner, at Eastern Washington, 12-7-2013
FIELD GOALS MADE: 3, by Justin Syrovatka, vs. Eastern Illinois, 11-24-2012, and by Chase Vinatieri, vs. Northern Iowa, 12-2-2017
FIELD GOALS ATTEMPTED: 3, by Justin Syrovatka, vs. Eastern Illinois, 11-24-2012, and by Chase Vinatieri, vs. Northern Iowa, 12-2-2017
LONG FIELD GOAL: 55 yards, by Chase Vinatieri, vs. Northern Iowa, 12-2-2017
PUNTS: 9, by Brady Hale, at Montana, 11-28-2015
PUNTING AVERAGE (MIN. 2 ATT.): 47.7 yards (3 punts), by Ben Dinkel, vs. Delaware, 5-8-2021
LONG PUNT: 61 yards, by Brady Hale, vs. Villanova, 12-3-2016, and by Ben Dinkel, vs. Delaware, 5-8-2021
PUNT RETURNS: 5, by Je Ryan Butler, at Northern Arizona, 11-30-2013
PUNT RETURN YARDS: 90, by Je Ryan Butler, at Northern Arizona, 11-30-2013
LONG PUNT RETURN: 80 yards, by Je Ryan Butler, at North Dakota State, 12-6-2014
KICKOFF RETURNS: 5, by Tyrel Kool, at Montana, 11-28-2009
KICKOFF RETURN YARDS: 115 (2 returns), by Cade Johnson, vs. New Hampshire, 12-9-2017
LONG KICKOFF RETURN: 99 yards (for TD), by Cade Johnson, vs. New Hampshire, 12-9-2017
TACKLES: 18, by Ross Shafrath, at North Dakota State, 12-1-2012
TACKLES FOR LOSS: 4.0, by Chase Douglas, at Northern Arizona, 11-30-2013
SACKS: 2.5, by Ryan Earith, vs. Northern Iowa, 12-7-2019, and by Reece Winkelman, vs. Delaware, 5-8-2021
INTERCEPTIONS: 2, by Je Ryan Butler, at Northern Arizona, 11-30-2013
LONG INTERCEPTION RETURN: 65 yards, by Christian Rozeboom, at James Madison, 12-16-2017
PASS BREAKUPS: 3, by Don Gardner, vs. Sam Houston, 5-16-2021
LONG FUMBLE RETURN: 45 yards, by Winston Wright, vs. Eastern Illinois, 11-24-2012

^ tied school record



Tight end Colin Cochart caught three touchdown passes in the Jackrabbits' first-ever Football Championship Subdivision playoff game, Nov. 28, 2009, at Montana.

TEAM

POINTS SCORED: 58, vs. Eastern Illinois, 11-24-2012
MOST POINTS-QUARTER: 24 (2nd Quarter), vs. Eastern Illinois, 11-24-2012
FIRST DOWNS: 29, vs. Eastern Illinois, 11-24-2012
RUSHING ATTEMPTS: 53, vs. Eastern Illinois, 11-24-2012
RUSHING YARDS: 434, vs. Eastern Illinois, 11-24-2012
AVERAGE PER RUSH: 8.9 yards per carry, at Montana State, 11-29-2014
RUSHING TOUCHDOWNS: 6, vs. Eastern Illinois, 11-24-2012
PASS ATTEMPTS: 48, at James Madison, 12-16-2017
PASS COMPLETIONS: 26, at Eastern Washington, 12-7-2013
YARDS PASSING: 315, at Eastern Washington, 12-7-2013
YARDS PER ATTEMPT: 11.4, vs. Southern Illinois, 5-2-2021
YARDS PER COMPLETION: 20.3, vs. Southern Illinois, 5-2-2021
TOUCHDOWN PASSES: 3, at Montana, 11-28-2009; vs. Northern Iowa, 12-2-2017, and vs. Holy Cross, 4-24-2021
TOTAL OFFENSE: 580 yards (434 rushing, 146 passing), vs. Eastern Illinois, 11-24-2012
TOTAL PLAYS: 84, at Montana, 11-28-2015
AVERAGE GAIN PER PLAY: 8.4 yards, vs. Southern Illinois, 5-2-2021
SACKS: 7, at Northern Arizona, 11-30-2013, and vs. Delaware, 5-8-2021
INTERCEPTIONS FORCED: 3, at Northern Arizona, 11-30-2013
PENALTIES: 10, at Montana, 11-28-2009
PENALTY YARDS: 75, at Montana, 11-28-2009
FUMBLES: 4, at James Madison, 12-16-2017
FUMBLES LOST: 4, at James Madison, 12-16-2017
TIME OF POSSESSION-GAME: 37:03, vs. Eastern Illinois, 11-24-2012
TIME OF POSSESSION-QUARTER: 11:04 (1st Quarter), vs. Duquesne, 12-1-2018

DAKOTA MARKER

Red quartzite monuments that define the border between South Dakota and North Dakota signify a football rivalry between the two states.

The Dakota Marker, a replica of the 7-foot by 10-inch square stone monuments planted in the early 1890s, is the name of a traveling trophy that SDSU and North Dakota State began competing for in 2004.

The original idea for the trophy came from the Blue Key Honor Society at NDSU. The student associations at both schools share dual ownership of the trophy.

Creation of the trophy coincided with SDSU's and NDSU's entry into NCAA Division I-AA football (currently Football Championship Subdivision). And it signaled a revised rivalry between two schools that have a football history against each other since 1903.

The Dakota Marker stands about three feet tall with the letters "SD" on one side and "ND" on the other side, just like its 720 namesakes that dot the 366-mile

border. The trophy stands about three feet high and weighs 78 pounds. The black granite base used to display the trophy weighs another 181 pounds.

The Dakota Marker series has provided many memorable moments throughout its nine-game history. Four times the winner of the game has decided a conference regular season title, including the Missouri Valley Football Conference title during the 2012 and 2020-21 seasons. The Jackrabbits and Bison also played for the Great West Football Conference championship in both 2006 and 2007.

Overall, North Dakota State leads the Dakota Marker series by a 9-7 count. Seven of the games have been decided by seven points or less.

Following are recaps of the games in the Dakota Marker series:



Chris Molitor scored on a 22-yard pass from Brad Nelson with 39 seconds remaining to lift the Jackrabbits to a 24-21 victory over North Dakota State in the inaugural Dakota Marker game on Oct. 9, 2004.



• **Oct. 9, 2004 — SDSU 24, North Dakota State 21:** Wide receiver Chris Molitor teamed with Brad Nelson for a 22-yard touchdown pass with 39 seconds remaining in the game as SDSU rallied to defeat North Dakota State, 24-21, in the inaugural Dakota Marker game, which was played at Coughlin-Alumni Stadium.

The winning touchdown capped a 14-play, 80-yard drive that took less than two minutes.

Nelson completed seven passes on the drive, including a pair of fourth-down pitches which kept the drive alive. The winning drive was further aided by a pass interference call, which gave the Jackrabbits a first down on the NDSU 22. Two plays later, Nelson hooked up with Molitor, who evaded a pair of tackles and ran into the end zone.

• **Nov. 12, 2005 — North Dakota State 41, SDSU 17:** North Dakota State's ball-control running game coupled with a stingy defense propelled the Bison to a 41-17 victory at the Fargodome.

The Bison rushed for 307 yards and was led by Kyle Steffes, who rushed 31 times for 141 yards and scored three short touchdowns in the first half.

The Jacks actually got off to a good start by converting a Bison turnover into the game's first score, a 16-yard run by Cory Koenig.

After NDSU tied the game, the Jacks scored again, on a 41-yard pass from Kardoes to Chris Molitor. That left SDSU on top 14-7 after the first quarter.

The Jacks were their own worst enemy, throwing three pass interceptions while also having a punt blocked and missing a field goal.

• **Nov. 18, 2006 — North Dakota State 41, SDSU 28:** South Dakota State's magical late-season run came to an end as the Jackrabbits fell to North Dakota State, 41-28, in a game that decided the Great West Football Conference championship.

Fourth-ranked NDSU scored 31 second-half points, highlighted by an 84-yard punt return for a

DAKOTA MARKER SCORES

2004:	SDSU 24, North Dakota State 21
2005:	North Dakota State 41, SDSU 17
2006:	North Dakota State 41, SDSU 28
2007:	SDSU 29, North Dakota State 24
2008:	SDSU 25, North Dakota State 24
2009:	SDSU 28, North Dakota State 13
2010:	North Dakota State 31, SDSU 24
2011:	North Dakota State 38, SDSU 14
2012:	North Dakota State 20, SDSU 17
2013:	North Dakota State 20, SDSU 0
2014:	North Dakota State 37, SDSU 17
2015:	North Dakota State 28, SDSU 7
2016:	SDSU 19, North Dakota State 17
2017:	SDSU 33, North Dakota State 21
2018:	North Dakota State 21, SDSU 17
2019:	North Dakota State 23, SDSU 16
2020-21:	SDSU 27, North Dakota State 17

touchdown by Travis White with 6:13 remaining in the game.

The Bison took a 10-0 first-quarter lead, but SDSU countered with a 14-point second quarter to take a 14-10 halftime lead. Anthony Watson capped a six-play, 80-yard drive with a 1-yard touchdown run and quarterback Andy Kardoes hit Micah Johnson behind two Bison defenders for a 43-yard touchdown.

The tide turned for good midway through the final quarter as the Jackrabbits were forced to punt. White fielded Neal Bainbridge's punt at the Bison 16, found a hole and broke a pair of arm tackles before rolling down the left sideline for the decisive score.

• **Nov. 17, 2007 — SDSU 29, North Dakota State 24:** Cory Koenig scored the go-ahead touchdown on a 42-yard run midway through the fourth quarter and the Jackrabbits made big plays on special teams to defeat previously undefeated North Dakota State and claim both the Great West Football Conference and the Dakota Marker with a 29-24 win at Coughlin-Alumni Stadium.

The game, which was sealed by a Brock Gentile interception in the closing minutes, was played before a then-SDSU-record crowd of 16,345.

SDSU grabbed the early momentum, taking the opening kickoff and marching 53 yards on nine plays before settling for a 31-yard Parker Douglass field goal.

The Jackrabbits then held NDSU to three plays and out on the first Bison possession before freshman Cole Brodie broke through and blocked a Mike Dragosavich punt. Andrew Hoogveen fell on the ball at the NDSU 8.

Two plays later, Koenig scored from a yard out with 8:55 remaining in the first quarter.

SDSU appeared on the verge of breaking the game open as Paul Aanonson fielded a punt at his own 6, then broke through the Bison defense for a 94-yard touchdown and a 20-3 SDSU lead.

The Bison stormed back to take a momentary 24-23 lead. After a Jackrabbit fumble, Tyler Roehl scored from two yards out with two minutes remaining in the third quarter, then the Bison scored on their first possession of the fourth quarter on a 6-yard pass from Steve Walker to Jeremiah Wurzbacher.

• **Nov. 22, 2008 — SDSU 25, North Dakota State 24:** Ryan Berry connected with JaRon Harris on a 1-yard touchdown with 2 minutes, 20 seconds remaining in the game, and then threw the game-winning two-point conversion to Mike Steffen, lifting SDSU to a 25-24 win at the Fargodome.

The win was SDSU's first in Fargo since 1962 and marked the first time the road team claimed the Dakota Marker.

The Jackrabbit heroics came after Berry left the game in the first quarter due to injury before returning in the fourth.

Just as they did the year before against NDSU, the Jacks came up with a late turnover to seal the victory. On the second play of the drive, Conrad Kjerstad intercepted a Nick Mertens pass at the NDSU 44 with 1:58 remaining.

Peter Reifenrath added three field goals of 40-plus yards in the Jackrabbit victory.

• **Oct. 17, 2009 — SDSU 28, North Dakota State 13:** Kyle Minett rushed 34 times for 164 yards and two touchdowns to lead SDSU to its third consecutive win over the Bison, at Coughlin-Alumni Stadium.

The Bison scored on the opening possession of the game as D.J. McNorton scored on a 22-yard pass from Nick Mertens.

SDSU tied the game on its first possession as Minett crossed the goal line from a yard out, then took the lead for good on a Derek Domino 16-yard interception return for touchdown.

The Jackrabbit ground game put the contest out of reach as Tyler Duffy scored on a 22-yard run early in the second quarter and Minett capped the scoring with a 20-yard scamper in the opening minute of the fourth quarter.

The SDSU defense pitched a shutout in the second half, allowing only 51 yards of total offense.

• **Nov. 12, 2010 — North Dakota State 31, SDSU 24:** North Dakota State intercepted four South Dakota State passes, leading directly to 17 points, as the Bison reclaimed the Dakota Marker with a 31-24 victory at the Fargodome.

North Dakota State put the first points on the board with a defensive touchdown late in the first quarter. Coulter Boyer intercepted a screen pass and returned it four yards to paydirt.

The Bison put the game away midway through the fourth quarter with their second interception return for touchdown. Josh Gatlin did the honors this time with a 51-yard return for a score.

SDSU made it a one-possession game with a pair of late scores, including a 68-yard TD pass from Thomas O'Brien to Tyrel Kool.



Cory Koenig's 42-yard touchdown run midway through the fourth quarter gave South Dakota State the lead for good in the 2007 Dakota Marker Game. With the 29-24 victory at Coughlin-Alumni Stadium, the Jackrabbits claimed the Great West Football Conference title and spoiled North Dakota State's bid for a perfect season.

• **Oct. 22, 2011 — North Dakota State 38, SDSU 14:** South Dakota State squandered a couple of early scoring opportunities and North Dakota State scored three fourth-quarter touchdowns en route to a 38-14 victory before a crowd of 14,823 at Coughlin-Alumni Stadium.

Trailing 17-0 midway through the third quarter, the Jackrabbits pulled to within 10 points after a 1-yard touchdown run by Zach Zenner.

Ryan Smith's 41-yard punt return for a TD started the Bison onslaught in the fourth quarter.

The Bison took advantage of a short field to score a pair of late touchdowns. Brock Jensen tallied his second 1-yard TD run of the game and Derrick Lang added a 1-yard plunge to put the Bison up 38-7.

• **Nov. 10, 2012 — North Dakota State 20, SDSU 17:** In a game that ultimately decided the Missouri Valley Football Conference title, top-ranked North Dakota State came out on top of a defensive battle, 20-17, at the Fargodome.

NDSU never trailed in the contest, taking a 3-0 first-quarter lead on a 19-yard field goal by Adam Keller.

The Jackrabbits turned the ball over deep in their own territory later in the quarter and NDSU cashed in on the first play as Brock Jensen hooked up with Kevin Vaadeland for a 24-yard touchdown pass.

SDSU came back to tie the game at 10 before halftime, capping a nine-play, 61-yard drive with a 26-yard TD pass from Austin Sumner to Brandon Hubert with under three minutes to play in the half.

Moments later, the Jackrabbits recovered a fumble on the ensuing kickoff and Justin Syrovatka booted a 46-yard field goal to knot the game.

Keller kicked a 30-yard field goal early in the third quarter and Bison put the game out of reach late in the fourth quarter with the aid of two costly SDSU

penalties, scoring on a 3-yard touchdown run by Sam Ojuri with 2:39 to play.

• **Sept. 28, 2013 — North Dakota State 20, SDSU 0:** Top-ranked North Dakota State controlled the line of scrimmage and the clock, pulling away for a 20-0 win over sixth-ranked South Dakota State before a Coughlin-Alumni Stadium crowd of 16,498.

After a scoreless first quarter, NDSU broke into the scoring column on its first drive of the second stanza. A 29-yard pass from Brock Jensen to Zach Vraa on the second play of the drive moved the ball to the Jackrabbit 25 and set up a 1-yard touchdown run by Jensen.

The Jackrabbits were stifled offensively throughout the game, managing only nine first downs and 124 yards of total offense.

The game remained 7-0 until the fourth quarter, when NDSU put the game away with touchdown runs by John Crockett and Jensen.

• **Nov. 1, 2014 — North Dakota State 37, SDSU 17:** North Dakota State scored on five consecutive second-half possessions as the No. 1 Bison pulled away for a 37-17 victory at the Fargodome.

The Jackrabbits scored first, turning an interception in NDSU territory into a 37-yard field goal by Justin Syrovatka.

After two NDSU field goals, SDSU took a 10-6 lead into halftime after Austin Sumner hooked up with Jake Wieneke on a 42-yard touchdown pass.

The Bison began to assert themselves on the opening drive of the second half, marching 88 yards on 12 plays.

NDSU led 20-17 after three quarters, then tacked on 17 more points in the fourth quarter, converting two late turnovers into 10 points.

DAKOTA MARKER

• Oct. 3, 2015 — North Dakota State 28, SDSU 7:

North Dakota State used the same recipe for success in previous Dakota Marker games, presenting a stout defense to go along with a punishing running game to win in front of a Coughlin-Alumni Stadium-record crowd of 17,348.

The Bison scored on their opening drive of the game, then pushed their lead to 21-0 going into half-time with two second-quarter scores. All three drives covered at least 65 yards.

NDSU took advantage of a short field to put the game out of reach early in the third quarter on a 27-yard touchdown run by quarterback Carson Wentz.

The Jackrabbits avoided the shutout late in the third quarter as Dallas Goedert scored on a 26-yard pass play from Zach Lujan.

• **Oct. 15, 2016 — SDSU 19, North Dakota State 17:** The Jackrabbits scored on a 2-yard touchdown pass from Taryn Christion to Jake Wieneke with a single second remaining to knock off the top-ranked Bison, 19-17, at the Fargodome.

SDSU's victory came after the Jackrabbits came up empty in three previous red-zone possessions — two of which resulted in turning the ball over on downs and the third on an interception in the end zone.

Chase Vinatieri's second field goal of the game, a 42-yarder four minutes into the fourth quarter, pulled the Jackrabbits to within 17-13.

SDSU's defense continued held the Bison to one first down in the fourth quarter.

Christion accounted for 444 yards of total offense, completing 24-of-42 passes for 303 yards and rushing 20 times for 141 yards.

Wieneke finished the game with six receptions for 108 yards, while Dallas Goedert led the Jackrabbits with 11 catches for 150 yards and the other SDSU touchdown.

Overall, SDSU held a 523-304 advantage in total offense and recorded 28 first downs, compared to 16 by the Bison.

Christian Rozeboom paced the Jackrabbit defense with 12 tackles, including a sack.



Kellen Soulek hoists the Dakota Marker after South Dakota State retained the traveling trophy with a 33-21 home victory over North Dakota State before a crowd of 18,130 at Dana J. Dykhouse Stadium on Nov. 4, 2017.

• **Nov. 4, 2017 — SDSU 33, North Dakota State 21:** In the first-ever meeting between the two teams at Dana J. Dykhouse Stadium, South Dakota State forced five turnovers and turned those miscues into 17 points as the Jackrabbits retained the Dakota Marker.

The first turnover — an interception by Jordan Brown — led to a 1-yard touchdown run by Taryn Christion in the closing seconds of the first half that gave SDSU a 17-7 lead.

SDSU sealed the victory with an 11-play, 86-yard fourth-quarter drive that took nearly seven minutes off the clock. Christion threw his second touchdown of the afternoon — a 19-yard juggling catch by tight end Dallas Goedert — to cap the drive.

The Jacks held a 473-337 advantage in total offense. Christion finished the game 23-of-33

passing for 329 yards, with Goedert tallying seven catches for 116 yards.

• **Sept. 29, 2018 — North Dakota State 21, SDSU 17:** The Jackrabbits took a lead into the fourth quarter, but NDSU quarterback Easton Stick scored on a 5-yard run two minutes into the final stanza to lift the Bison to the victory on their home field.

Stick's touchdown capped an 8-play, 80-yard drive that came after the Jackrabbits took a 17-14 lead on a 61-yard touchdown run by Isaac Wallace.

SDSU scored the game's opening touchdown on a 3-yard pass from Taryn Christion to Cade Johnson. The Bison countered with a pair of scores on Stick passes of 17 and 41 yards to take a 14-7 halftime lead.

• **Oct. 26, 2019 — North Dakota State 23, SDSU 16:** North Dakota State's Adam Cofield scored on a 71-yard touchdown run late in the fourth quarter, pushing the top-ranked Bison over third-ranked South Dakota State, 23-16, before a record crowd of 19,371 at Dana J. Dykhouse Stadium.

Cofield's heroics spoiled a valiant comeback bid by the Jackrabbits, who played most of the game without starting quarterback J'Bore Gibbs. After the only points scored in the first half came on field goals, Ty Brooks gave the Bison a 10-6 lead on a 59-yard touchdown run up the middle midway through the third quarter.

The Bison quickly upped their lead to 16-6 moments later after forcing the first turnover of the day on a strip-sack by Spencer Waage that set up NDSU at the Jackrabbits' 14-yard line. NDSU cashed in five plays later as Trey Lance connected with tight end Ben Ellefson on a 6-yard touchdown pass. The two-point conversion failed.

SDSU rallied behind a strong running game to knot the game at 16-all by scoring on back-to-back



ESPN's College GameDay aired from the College Green at SDSU prior to the 2019 Dakota Marker game.

drives to close out the third quarter and start the fourth. Chase Vinatieri's third field goal of the game, a 40-yarder, pulled the Jackrabbits to within 16-9.

On the next Jackrabbit possession, Pierre Strong, Jr. and Mikey Daniel notched runs of 10 and 23 yards, respectively, to move the ball to near midfield. Third-string quarterback Keaton Heide entered the lineup midway through the drive, rushing for 11 yards and completing a pass to Kal Hart for nine more to the NDSU 3 before keeping and scoring on the next snap to finish off a nine-play, 80-yard game-tying drive that consumed five minutes.

NDSU's game-winning score came on a fourth-and-inches play as Cofield took the handoff, cut around right tackle and ran past the Jackrabbit defense for the 71-yard score.

NDSU finished with a 394-330 advantage in total offense, out-gaining the Jackrabbits on the ground, 332-220. Strong finished with a game-high 120 yards on 19 carries for SDSU. Brooks led the Bison with 97 yards on nine carries, with Cofield adding 86 yards on seven attempts.

Jackrabbit linebacker Christian Rozeboom tallied a game-high 13 tackles.

• **April 17, 2021 — SDSU 27, North Dakota State 17:** South Dakota State scored 10 fourth-quarter points to reclaim the Dakota Marker and also secure the Missouri Valley Football Conference's automatic bid to the Football Championship Subdivision playoffs with a 27-17 victory over North Dakota State at the Fargodome.

Tied at 17 entering the fourth quarter, SDSU took the lead for good on a 24-yard field goal by Cole Frahm with 7 minutes and 55 seconds remaining. Frahm's second field goal of the game capped a 16-play, 70-yard drive that consumed more than nine minutes.

With SDSU taking over at its own 29 later in the quarter, freshman quarterback Mark Gronowski rolled out before cutting down the right hash for a 55-yard gain to the NDSU 16. Three plays later, fellow freshman Isaiah Davis found paydirt from 5 yards out with 2:50 to play to seal the victory.

NDSU's last-ditch comeback bid ended with an interception by Michael Griffin II in the final minute for what was the only turnover in the game.

SDSU never trailed, opening the scoring on its second drive of the game as Gronowski connected with tight end Blake Kunz over the middle for a 25-yard touchdown. The two squads traded field goals for the only other scoring of the first half as SDSU took a 10-3 lead into intermission.

The defending national champion Bison rallied behind quarterback Cam Miller in the third quarter, who scored on runs of 13 and 2 yards to tie the game.

In between, Jackrabbit All-America running back Pierre Strong, Jr., gave SDSU a momentary 17-10 lead midway through the third quarter on a 53-yard touchdown run. Strong carried 11 times for 95 yards as the Jackrabbits held a 305-97 rushing advantage for the game.

Adam Bock registered a career-high 13 tackles, including 2.5 tackles for loss for SDSU.

VERSUS RANKED OPPONENTS

Since moving to the Football Championship Subdivision at the start of the 2004 season, the Jackrabbits have compiled a 42-48 record versus ranked opponents.

Following is a year-by-year look at games against ranked opponents:

2004 0-3 record

- at #13 Cal Poly (L, 7-14)
- at #24 Montana State (L, 24-27)
- at #1 Georgia Southern (L, 7-63)

2005 0-5 record

- at #3 Montana (L, 0-7)
- #12 Cal Poly (L, 16-24)
- at #16 Texas State (L, 12-42)
- #19 Georgia Southern (L, 42-55)
- at #20 North Dakota State (L, 17-41)

2006 3-3 record

- at #6 Montana (L, 7-36)
- at #12 Northern Iowa (L, 17-27)
- at #16 McNeese State (W, 20-17)
- at #4 Cal Poly (W, 29-28)
- #16 UC Davis (W, 22-21)
- at #4 North Dakota State (L, 28-41)

2007 2-2 record

- at #6 Youngstown State (L, 17-23)
- #5 Northern Iowa (L, 17-31)
- #19 Cal Poly (W, 48-35)
- #1 North Dakota State (W, 29-24)

2008 3-4 record

- #14 Youngstown State (W, 40-7)
- #15 Western Illinois (W, 24-22)
- #8 Northern Iowa (L, 20-34)
- #4 McNeese State (L, 44-46 - 3OT)
- #3 Cal Poly (L, 28-42)
- #9 Southern Illinois (L, 35-38)
- at #24 North Dakota State (W, 25-24)

2009 1-3 record

- at #17 Cal Poly (L, 14-21)
- vs. #6 Northern Iowa (W, 24-14)
- vs. #3 Southern Illinois (L, 15-34)
- ^at #1 Montana (L, 48-61)

2010 2-3 record

- at #16 Delaware (L, 3-26)
- at #15 Northern Iowa (L, 14-24)
- vs. #20 Western Illinois (W, 33-29)
- at #15 Southern Illinois (W, 31-10)
- at #20 North Dakota State (L, 24-31)

2011 0-3 record

- vs. #23 Indiana State (L, 28-38)
- vs. #2 Northern Iowa (L, 14-31)
- vs. #3/5 North Dakota State (L, 14-38)

2012 3-2 record

- at #22/25 Indiana State (W, 24-10)
- vs. #21/22 Youngstown St. (W, 41-28)
- at #1/1 North Dakota State (L, 17-20)
- ^vs. #25 Eastern Illinois (W, 58-10)
- ^at #1/1 North Dakota State (L, 3-28)

2013 3-2 record

- vs. #1/1 North Dakota State (L, 0-20)
- vs. #17/18 Northern Iowa (W, 37-34 - 2 OT)
- at #15/18 Youngstown St. (W, 42-13)
- ^at #8/9 Northern Arizona (W, 26-7)
- ^at #3/3 Eastern Washington (L, 17-41)

2014 3-4 record

- at #22/22 Illinois State (L, 10-45)
- at #20/21 Northern Iowa (W, 31-28)
- vs. #16/17 Youngstown State (L, 27-30)
- at #1/1 North Dakota State (L, 17-37)
- at #17/19 Indiana State (W, 32-17)
- ^at #17/17 Montana State (W, 47-40)
- at #2/3 North Dakota State (L, 24-27)

2015 3-3 record

- vs. #2/3 North Dakota State (L, 7-28)
- vs. #19/21 Indiana State (W, 24-7)
- at #11/12 Youngstown State (W, 38-8)
- vs. #22/25 Northern Iowa (L, 7-10)
- vs. #2/2 Illinois State (W, 25-20)
- ^at #16/17 Montana (L, 17-24)

2016 4-1 record

- vs. #8/8 Western Illinois (W, 52-14)
- at #1/1 North Dakota State (W, 19-17)
- vs. #12/13 Youngstown State (W, 24-10)
- ^vs. #9/10 Villanova (W, 10-7)
- ^at #3/3 North Dakota State (L, 10-36)

2017 6-2 record

- at #5/6 Youngstown State (L, 7-19)
- at #12/14 Western Illinois (W, 52-48)
- vs. #2/2 North Dakota State (W, 33-21)
- vs. #17/20 Illinois State (W, 27-24 - OT)
- at #15/16 South Dakota (W, 31-28)
- ^vs. #20/21 Northern Iowa (W, 37-22)
- ^vs. #20/21 New Hampshire (W, 56-14)
- ^at #1/1 James Madison (L, 16-51)

2018 2-3 record

- at #1/1 North Dakota State (L, 17-21)
- at #25 Northern Iowa (L, 9-24)
- at #9/11 Illinois State (W, 38-28)
- ^at #2/2 Kennesaw State (W, 27-17)
- ^at #1/1 North Dakota State (L, 21-44)

2019 2-3 record

- at #17/19 Youngstown State (W, 38-28)
- vs. #1/1 North Dakota State (L, 16-23)
- vs. #11/12 Illinois State (L, 18-27)
- vs. #4/5 Northern Iowa (W, 38-7)
- ^vs. #6/6 Northern Iowa (L, 10-13)

2020-21 3-1 record

- at #3 Northern Iowa (W, 24-20)
- at #14 North Dakota (L, 17-28)
- at #5/5 Southern Illinois (W, 44-3)
- at #2/3 North Dakota State (W, 27-17)
- ^vs. #14/14 Southern Illinois (W, 31-26)
- ^vs. #5/5 Delaware (W, 33-3)
- ^vs. #4/4 Sam Houston (L, 21-23)

^denotes FCS playoff game

COMEBACKS

Throughout John Stiegelmeier's 23-year tenure as head coach, the Jackrabbits have made many memorable comebacks. In all games listed below, SDSU trailed by at least two scores in the second half before rallying to win.

• **Sept. 16, 2000 — SDSU 25, Augustana (S.D.) 24:** The Jackrabbits trailed 24-0 at the half before dominating the second half at Howard Wood Field in Sioux Falls. Josh Ranek scored two touchdowns and a pair of two-point conversions to lift SDSU to the victory. Ranek brought SDSU within 24-23 on a 4-yard touchdown run with 46 seconds to play, then plunged in for the decisive conversion.

Brock Beran caught a 30-yard touchdown pass from Andy Rennerfeldt early in the fourth quarter, while Andy Nelson booted a 34-yard field goal as part of a 17-point final quarter for the Jackrabbits.

• **Sept. 22, 2001 — SDSU 30, St. Cloud State (Minn.) 24:** SDSU again overcame a 24-0 halftime deficit, this time at home. Frank Blalark returned the second-half kickoff for a 91-yard touchdown to jump-start SDSU, and the Jackrabbits held off a Husky first-and-goal situation in the closing minutes.

Josh Ranek tallied the final two Jackrabbit scores on touchdown runs of 55 and 3 yards.

• **Oct. 12, 2002 — SDSU 23, Western Washington 19:** The Jackrabbits trailed 19-3 at halftime at Coughlin-Alumni Stadium, then scored three second-half touchdowns. Josh Davis set an SDSU single-game record with 16 receptions, including a 7-yard touchdown.

• **Sept. 30, 2006 — SDSU 20, McNeese State (La.) 17:** SDSU rallied for 14 points in the final minutes on the road. Parker Douglass kicked two field goals, including the game-winning 46-yarder with 14 seconds remaining. Also in the rally, Andy Kardoos hooked up with JaRon Harris on a 40-yard touchdown pass and a two-point conversion pass to Luke Greving tied the game at 17-all.

• **Oct. 21, 2006 — SDSU 29, Cal Poly 28:** Andy Kardoos and JaRon Harris connected for three touchdown passes in the final eight minutes as SDSU outscored fourth-ranked Cal Poly 23-0 in the fourth quarter. After the final touchdown brought the Jackrabbits to within 28-27 with 1:05 remaining, Kardoos scored the two-point conversion on a quarterback draw.

• **Oct. 28, 2006 — SDSU 22, UC Davis 21:** Trailing 21-10 entering the fourth quarter, the Jackrabbits' late-game heroics continued as Dusty Snyders scored on a 9-yard pass from Andy Kardoos with 1:08 left in the game.

After defensive back Jeff Hegge made a touchdown saving tackle earlier on the drive, SDSU's Eric Schroeder blocked a short UC Davis field goal late in the third quarter to keep the Jackrabbits within striking distance.

• **Sept. 27, 2008 — SDSU 50, Stephen F. Austin (Texas) 48:** They say everything is bigger in Texas, and this was the largest comeback in school history.

Kyle Minett scored from a yard out as time expired, rallying the 20th-ranked Jackrabbits from a 28-point deficit midway through the third quarter for the victory in Nacogdoches, Texas.

SDSU trailed 34-6 before scoring 35 straight points to take a 41-34 lead with 5:24 remaining.

The Jackrabbits' first lead of the game lasted all of 12 seconds as SFA returned the ensuing kickoff 94 yards to paydirt to tie the game at 41-all.

SDSU regained the lead on its next possession, capping nine-play, 37-yard drive with a 42-yard field goal by Peter Reifenrath.

Five plays after SFA took possession at its own 40, Jeremy Moses connected with Tyrone Ross on a 14-yard touchdown pass with 41 seconds to play.

The comeback finally became complete as Berry and Minett moved the Jackrabbits back down the field. With the ball at their own 44 with two timeouts remaining, Ryan Berry completed three passes for 54 yards to move the ball to the SFA 2. The Lumberjacks were then called for offsidess, setting up SDSU at the 1-yard line with two seconds left.

On the final play, Berry rolled right on an option play before pitching the ball to Minett, who dragged a defender across the goal line for the game-winning score.

• **Oct. 11, 2014 — SDSU 32, Missouri State 28:** The Jackrabbits trailed 28-17 entering the fourth quarter, but freshman Jake Wieneke's third touchdown catch of the game — from 26 yards out — pulled SDSU to within 28-24 with under 12 minutes to play.

All-America running back Zach Zenner gave the Jackrabbits the lead with a 1-yard touchdown run on the team's next possession, and SDSU sealed the win with two defensive stands that included an interception by Melvin Taveras.

• **Oct. 11, 2014 — SDSU 32, Missouri State 28:** The Jackrabbits trailed 28-17 entering the fourth quarter, but freshman Jake Wieneke's third touchdown catch of the game — from 26 yards out — pulled SDSU to within 28-24 with under 12 minutes to play.

• **Oct. 12, 2019 — SDSU 38 Youngstown State 28:** Trailing 21-9 midway through the third quarter, SDSU outscored the Penguins, 29-7 over the final 22 minutes of the game to win a key MVFC matchup.

Quarterback J'Bore Gibbs scored on a 2-yard run in the final minute of the third quarter, then gave the Jackrabbits a 22-21 lead with an 81-yard touchdown pass to Cade Johnson early in the fourth.

After C.J. Wilson scored on a 13-yard run later in the quarter, Gibbs sealed the victory with a 63-yard touchdown run around right end with 55 seconds to play.

Other notable comebacks include:

• **Oct. 26, 1968 — SDSU 23, Youngstown State 20:** Down 20-0 at the half, the Jackrabbits scored 21 third-quarter points and added a safety in the fourth at Coughlin-Alumni Stadium.

Darwin Gonnerman rushed for two touchdowns, then Bob Bozied's 33-yard pass to Tom Settje tied the score. Bozied kicked the extra point that gave SDSU its first lead.

• **Sept. 27, 1980: SDSU 21, South Dakota 13:** SDSU scored 18 fourth-quarter points to erase a 13-3 deficit. Dan Johnson's 2-yard touchdown run and the subsequent Marty Higgins run for two, trimmed the gap to 13-11 at the 11:15 mark. Just 93 seconds later, Milton Stuckey blocked a Coyote punt, with Ron Schneider recovering it in the end zone to give SDSU the lead for good.



Andy Kardoos quarterbacked the Jackrabbits to three come-from-behind victories in 2006.

• **Sept. 19, 1981 — SDSU 21, South Dakota 20:** Less than a year after scoring 18 fourth-quarter points to beat USD in the Beef Bowl, the Jackrabbits did it again, this time in more dramatic fashion on their home field. Trailing 20-3 in the fourth, Mike Law gave SDSU hope with his 11-yard scoring run to pull the Jacks within 20-9 despite a failed two-point play.

Minutes later, Brad Christianson intercepted a pass, setting up Brian Bunkers' 1-yard plunge to bring the Jacks to within 20-15 at the 4:52 mark.

USD had a chance to run out the clock, but Dave Larsen hopped on a Coyote fumble, which gave SDSU possession at the USD 20. Four plays later, Steve Sundet scored on a 1-yard run to tie the score. Russ Meier made the extra point to give the Jacks the win.

• **Sept. 3, 1988 — SDSU 31, Central Missouri State 24:** In the 1988 season opener at Coughlin-Alumni Stadium, SDSU scored on three straight possessions to rally from a 24-10 third-quarter deficit.

Ted Wahl capped an 11-play, 56-yard drive with a 16-yard scramble to bring SDSU within 24-17. On the last play of the third, Wahl connected with J.D. Berreth on a 60-yard pass play, tying the game at 24-all.

The Jackrabbits would regain possession and drive 74 yards in 13 plays, with Wahl running in from four yards out at the 10:37 mark for the decisive score.

• **Sept. 3, 1994 — SDSU 32, Slippery Rock (Pa.) 28:** Three fourth-quarter touchdowns gave SDSU a thrilling home victory to open the 1994 season.

Trailing 28-14 early in the fourth, the Jacks got back within striking distance on a 44-yard touchdown pass from Brook Parent to Rusty Lenners with 13:06 remaining.

After missing the two-point attempt, SDSU still trailed 28-20, but put together two 90-plus-yard drives to earn the victory. Parent capped a 10-play, 95-yard drive with a 7-yard run at the 8:42 mark, and scored the game-winner on a 1-yard run with 2:11 left to finish off an eight-play, 94-yard drive.

MEMORABLE DIVISION I WINS

Ranging from upsets of ranked opponents to play-off victories and a win over a Football Bowl Subdivision opponent, the South Dakota State University football team has provided numerous memorable moments during its 14 seasons competing at the Division I level.

Following is a list of some of the more memorable Jackrabbit victories in the Division I era. Other top games can be found on pages 164-165 (Playoff Games), page 166 (Comebacks), page 169 (Hobo Day) and pages 170-171 (Dakota Marker).

• **Sept. 25, 2004 — SDSU 31, Southern (La.) 24:** The Jackrabbits scored the final 10 points of the game to record their first-ever victory over a Football Championship Subdivision opponent, recording a 31-24 road win in Baton Rouge, La.

SDSU trailed 21-7 early in the second quarter before pulling to within 21-14 late in the first half on a 26-yard touchdown pass from Brad Nelson to Solomon Johnson.

Parker Douglass tied the game at 24-all on the first play of the fourth quarter with a 35-yard field goal, the Jackrabbits put together a 13-play, 83-yard game winning drive that was capped by a 10-yard touchdown pass from Nelson to Greg Peitz with 4:48 to play.

• **Sept. 10, 2005 — SDSU 69, Valparaiso (Ind.) 6:** SDSU recorded its most points as a Division I program, steamrolling Valparaiso (Ind.) in the 2005 home opener.

The Jackrabbits scored at least 10 points in each quarter and notched a number of big plays. Chris Molitor opened the scoring for SDSU on a 76-yard touchdown pass from fellow wide receiver Josh Davis and Anthony Watson started an onslaught of 31 second-quarter points with a 47-yard touchdown run.

SDSU also tallied two touchdowns on returns — a 14-yard interception return by Andrew Hoogeveen and a 70-yard punt return by Paul Aanonsen.

• **Oct. 20, 2007 — SDSU 48, Cal Poly 35:** The Jackrabbits began a streak of five consecutive wins en route to the Great West Football Conference title with a 48-35 home win over 19th-ranked Cal Poly.

Adam Monke returned the game's opening kickoff 91 yards for a touchdown and Cory Koenig racked up 259 yards on the ground and scored on touchdown runs of 32, 46, 42 and 11 yards.

• **Sept. 6, 2008 — SDSU 40, Youngstown State 7:** In its first game against a Missouri Valley Football Conference opponent, SDSU turned in a dominating performance against Youngstown State.

The Jackrabbits raced out to a 27-0 halftime lead behind a balanced offensive attack and a stifling defense that limited YSU to two first downs and notched a safety in the first 30 minutes.

Quarterback Ryan Berry threw for 319 yards and a touchdown and added one rushing TD. Kyle Minett carried the ball 14 times for 123 yards and two scores, including a 53-yarder in the third quarter.

• **Nov. 8, 2008 — SDSU 52, Illinois State 21:** On a cold and blustery day at Coughlin-Alumni Stadium, Jackrabbit quarterback Ryan Berry set a Missouri Valley Football Conference single-game record with seven touchdown passes.

Berry's seven touchdown passes were spread among four different receivers, with three coming in the first quarter as SDSU burst out to a 24-0 lead. Glen Fox was the primary target with three TD receptions, followed by two by tight end Colin Cochart and one each by Kyle Minett and Mike Steffen. Minett also ran for 161 yards on 25 carries as the Jacks held a 436-255 advantage in total offense.

• **Sept. 12, 2009 — SDSU 44, Georgia Southern 6:** A new-look Jackrabbit defense racked up nine sacks and forced four turnovers in holding Georgia Southern out of the end zone in a dominating season-opening win.

All-America defensive end Danny Batten paced the SDSU defensive unit with 2.5 tackles for loss, including 1.5 sacks, and forced a fumble. Ten different Jackrabbits were credited with at least a half-sack in the contest.

Mike Steffen caught two touchdown passes from Ryan Crawford and Kyle Minett added two rushing touchdowns.

• **Oct. 24, 2009 — SDSU 24, Northern Iowa 14:** SDSU moved into the driver's seat for its first playoff appearance at the Football Championship Subdivision level with a hard-fought 24-14 victory on Hobo Day.

The Jackrabbits took their first lead of the game early in the third quarter on a 63-yard touchdown pass from Thomas O'Brien to Glen Fox. SDSU regained the lead later in the stanza on a 49-yard field goal by Kyle Harris and sealed the win with an 11-play, 93-yard drive capped by a 1-yard TD pass from O'Brien to Colin Cochart with 3:43 to play.

• **Nov. 3, 2012 — SDSU 16, Southern Illinois 12:** South Dakota State drove 94 yards in the final three minutes, finishing the marathon drive with a 5-yard touchdown pass from Austin Sumner to Trevor Tiefenthaler with seven seconds remaining as the Jackrabbits kept their playoff hopes alive with a thrilling win in Carbondale, Illinois.

SDSU converted on a pair of fourth-down tries in the game-winning drive, which covered 18 plays. The Jackrabbits overcame a loss of 18 yards on a bad snap from center as Sumner floated a 23-yard pass to Tiefenthaler for a first down on fourth-and-19. Later in the drive, Sumner connected with Aaron Rollin on a 15-yard pass play on fourth-and-8 that moved the ball to midfield.

The victory also was career win No. 100 for Jackrabbit head coach John Stiegelmeier.

• **Sept. 5, 2015 — SDSU 41, Kansas 38:** South Dakota State scored on its first five possessions and the Jackrabbit defense held off a Kansas comeback to defeat the Jayhawks, 41-38, in the 2015 season opener in Lawrence, Kansas.

The win marked the first for the Jackrabbits over a

OVERTIME GAMES

1998: SDSU 30, Nebraska-Omaha 27 [2 OT]
2002: Augustana (S.D.) 39, SDSU 33 [3 OT]
2004: Southern Utah 23, SDSU 17 [2 OT]
2007: Western Illinois 29, SDSU 26 [4 OT]
2008: McNeese State (La.) 46, SDSU 44 [3 OT]
2011: SDSU 43, Missouri State 36 [2 OT]
2013: SDSU 37, Northern Iowa 34 [2 OT]
2015: Western Illinois 30, SDSU 24 [2 OT]
2017: SDSU 27, Illinois State 24 [OT]
2018: SDSU 54, Indiana State 51 [OT]

Football Bowl Subdivision opponent since moving to Division I in 2004.

Brady Mengarelli and Jake Wieneke each scored a pair of touchdowns for the Jackrabbits. Wieneke finished the day with eight catches for 160 yards, while Mengarelli scored on a run of 25 yards and catch and run of 29 yards.

The SDSU defense forced a pair of turnovers, which the Jackrabbit defense converted into 14 points.

• **Nov. 7, 2015 — SDSU 25, Illinois State 20:** In the final game played at Coughlin-Alumni Stadium, the Jackrabbits scored 19 consecutive points in the second and third quarters, then held on for a 25-20 victory over Illinois State.

Freshman quarterback Taryn Christion began the SDSU streak with a game-tying 10-yard touchdown with 3:38 to play in the second quarter, following an interception by Jesse Bobbit. The Jacks got the ball back later in the quarter and took their first lead with 13 seconds remaining as backup quarterback Zach Lujan entered for one play and threw a 14-yard touchdown pass to Jake Wieneke.

Christion closed the scoring for the Jackrabbits with a pair of second-half touchdown passes — 14 yards to Brandon Andrews in the third quarter and a 74-yard scoring strike to Wieneke early in the fourth.

SDSU's special teams unit also came up with big plays in the fourth quarter, blocking a 22-yard field goal attempt and recovering an onside kick.

• **Sept. 10, 2016 — SDSU 56, Drake 28:** South Dakota State christened the new Dana J. Dykhouse Stadium with a 56-28 victory over Drake.

The Jackrabbits wasted little time to put the first points on the board, marching 63 yards on five plays, capping the drive with a 3-yard touchdown pass from Taryn Christion to Jake Wieneke. Christion completed his first 11 pass attempts, hooking up with Wieneke on two other scoring strikes of 1 and 15 yards in the first half, while also running for a 36-yard touchdown. Christion ended the night 24-of-28 for 224 yards and four touchdowns.

SDSU also scored on a 3-yard interception return by Jared Blum and a 2-yard blocked punt return by Jake Harms in the second half.

Dallas Goedert provided a one-handed highlight-reel catch for a 3-yard touchdown from Christion on the first play of the fourth quarter.

HOBO DAY

The date – November 2, 1912.

The event – first Hobo Day at State College.

Hobo Day is said to have originated with several students eating ice cream and talking at a local drug store in 1912. The topic of conversation was a way to rescue the sagging school spirit, caused to some degree when State lost its first two football games of the season: 34-0 to Carleton, and 73-7 to the University of South Dakota.

Many ideas of a homecoming day were brought up, but none were taken with any enthusiasm until someone mentioned an idea that had been attempted elsewhere. Although the idea wasn't very successful in other places, it did seem to hold some potential for South Dakota State.

Thus, the biggest one-day event in South Dakota was born.

Prior homecoming activities had featured a traditional "nightshirt parade" with snake dance which led the students through Brookings until they arrived at the train depot in time to meet the night train.

That practice continued until one fall when the college authorities decided it was undignified for female students to take part in this activity.

Thus the idea for any new tradition had to include the female students. Costumes conceived in 1912 had males dressed as hoboos and girls as maidens.

Even the first Hobo Day would prohibit the use of the razor. Student regulations that year stated that any male student show shaved after the Monday morning preceding the festivities would be initiated into the Bull Moose Club with a barrel and an oak lathe. Girls had to wear their hair in a braid and anyone who failed to do so would be "painted with red ink and have their hair braided."

Students, dressed in costumes, assembled at the "Old North Chapel" before they marched to the depot to meet the Yankton College football team.

The parade started toward the train depot with a Hobo Band and the entire student body following to meet the Yankton team.

The Industrial Collegian reported: "At the rally, onlookers couldn't tell whether they were in an 1849 Indian village or a twentieth century division point of the Northwest railroad."

On the way back to campus, most students stopped at Brookings residents' back doors and "bummed" ingredients for mulligan stew.

Weary Willie made his first appearance in 1950 and Dirty 'Lil became an annual attraction in 1976.

The Industrial Collegian of Nov. 5, 1912, reported: "the first Hobo Day was one of the biggest days SDSC has ever seen." And they hadn't seen anything yet.

For the record, the initial idea worked — the Jacks won the football game 6-3.

Hobo Day 2021 is set for Oct. 23, when the Jackrabbits are scheduled to host Northern Iowa.

HOBO DAY RECORDS BY OPPONENTS

Team	W-L-T	First	Last
Augustana	7-1-0	1946	2004
Creighton (Neb.)	1-1-0	1923	1925
Hamline (Minn.)	2-0-0	1920	1945
McNeese State (La.)	0-1-0	2008	2008
Minnesota State, Mankato	0-1-0	2000	—
Missouri-Rolla	1-0-0	2005	—
Morningside	4-0-0	1927	1996
Nebraska-Omaha	3-1-0	1984	1998
North Dakota	11-12-2	1914	2002
North Dakota State	1-5-0	1917	1995
Northern Colorado	0-1-0	1981	—
Northern Iowa	1-2-0	2009	2017
St. Cloud State	2-0-0	1997	2003
St. John's (Minn.)	0-1-0	1953	—
SDSU Army	1-0-0	1944	—
South Dakota	17-11-3	1915	1991
South Dakota Tech	1-0-0	1913	—

Southern Illinois	2-1-0	2011	2019
Stephen F. Austin (Texas)	1-0-0	2007	—
UC Davis	1-0-0	2006	—
Wichita State (Kan.)	1-0-0	1937	—
Yankton College	1-0-0	1912	—
Youngstown State	4-1-0	2010	2018

Overall Record

62-39-5

*While the records show 106 Hobo Day games, there have been 108 Hobo days. There was no game in 1918 during World War I and in 1943, the game was between two Army special training teams from campus. In 2020, Hobo Day was canceled due to the COVID-19 pandemic.

HOBO DAY SCORES

1912: Yankton College	W, 6-3	1969: South Dakota	W, 20-14
1913: South Dakota Mines	W, 36-0	1970: North Dakota	L, 3-36
1914: North Dakota	W, 14-3	1971: South Dakota	L, 18-37
1915: South Dakota	L, 0-7	1972: North Dakota	L, 21-51
1916: North Dakota	W, 14-7	1973: South Dakota	L, 10-36
1917: North Dakota State	W, 21-14	1974: Augustana	W, 35-6
1918: No game — World War I		1975: South Dakota	W, 24-22
1919: North Dakota	W, 9-7	1976: North Dakota	W, 28-6
1920: Hamline	W, 14-0	1977: South Dakota	L, 10-15
1921: North Dakota	W, 27-14	1978: South Dakota	L, 7-24
1922: South Dakota	T, 7-7	1979: South Dakota	W, 26-21
1923: Creighton	W, 27-20	1980: North Dakota State	L, 16-23
1924: South Dakota	W, 10-3	1981: Northern Colorado	L, 20-22
1925: Creighton	L, 0-19	1982: North Dakota State	L, 3-10
1926: South Dakota	T, 0-0	1983: North Dakota State	L, 12-24
1927: Morningside	W, 44-7	1984: Nebraska-Omaha	L, 24-27
1928: South Dakota	W, 13-0	1985: South Dakota	W, 24-12
1929: North Dakota	L, 6-7	1986: North Dakota State	L, 7-49
1930: South Dakota	W, 13-6	1987: Nebraska-Omaha	W, 28-24
1931: North Dakota	L, 6-34	1988: Augustana	W, 37-22
1932: South Dakota	T, 0-0	1989: Morningside	W, 13-12
1933: North Dakota	W, 18-2	1990: Augustana	L, 0-31
1934: South Dakota	W, 19-0	1991: South Dakota	W, 21-18
1935: North Dakota	T, 6-6	1992: Nebraska-Omaha	W, 21-0
1936: South Dakota	L, 0-6	1993: Augustana	W, 35-25
1937: Wichita State	W, 20-6	1994: Morningside	W, 56-17
1938: South Dakota	L, 0-7	1995: North Dakota State	L, 17-26
1939: North Dakota	W, 14-13	1996: Morningside	W, 31-13
1940: South Dakota	L, 0-26	1997: St. Cloud State	W, 21-16
1941: North Dakota	L, 15-33	1998: Nebraska-Omaha [2 OT]	W, 30-27
1942: South Dakota	L, 0-7	1999: North Dakota	W, 21-7
1943: Two Army Special Training Teams		2000: Minn. State, Mankato	L, 17-21
played to 6-6 tie		2001: Augustana	W, 31-21
1944: SDS Army	W, 6-0	2002: North Dakota	L, 13-21
1945: Hamline	W, 25-0	2003: St. Cloud State	W, 27-24
1946: Augustana	W, 26-6	2004: Augustana	W, 38-9
1947: South Dakota	L, 7-36	2005: Missouri-Rolla	W, 64-28
1948: Augustana	W, 20-6	2006: UC Davis	W, 22-21
1949: South Dakota	W, 27-25	2007: Stephen F. Austin	W, 45-0
1950: North Dakota	T, 21-21	2008: McNeese State [3 OT]	L, 44-46
1951: South Dakota	L, 6-26	2009: Northern Iowa	W, 24-14
1952: North Dakota	W, 60-6	2010: Youngstown State	W, 30-20
1953: St. John's (Minn.)	L, 13-26	2011: Southern Illinois	W, 45-34
1954: North Dakota	W, 34-20	2012: Youngstown State	W, 41-28
1955: South Dakota	W, 27-7	2013: Southern Illinois	L, 24-27
1956: North Dakota	W, 14-13	2014: Youngstown State	L, 27-30
1957: South Dakota	W, 21-13	2015: Northern Iowa	L, 7-10
1958: North Dakota	L, 12-30	2016: Youngstown State	W, 24-10
1959: South Dakota	W, 12-7	2017: Northern Iowa	L, 18-38
1960: North Dakota	L, 23-27	2018: Youngstown State	W, 36-7
1961: South Dakota	W, 34-6	2019: Southern Illinois	W, 28-10
1962: North Dakota	W, 26-0	SDSU played 54 Hobo Day games at Coughlin-Alumni Stadium, with a 31-23-0 record. The games attracted 598,559 fans, an average of 11,084 per game. The four Hobo Day games played at Dana J. Dykhouse Stadium have drawn a total of 60,210 fans (15,053 average).	
1963: South Dakota	W, 61-0		
1964: North Dakota	L, 28-35		
1965: South Dakota	W, 30-14		
1966: North Dakota	L, 0-43		
1967: South Dakota	W, 42-14		
1968: North Dakota	L, 16-21		

HOBO DAY HIGHLIGHTS

Hobo Day has been a tradition at South Dakota State University for 105 years, with the Jackrabbits holding a .607 winning percentage in their annual homecoming game.

The following is a recap of 10 of the most memorable Hobo Day games in Jackrabbit football history.

10. 2006: Another comeback victory

The 2006 Jackrabbit football team made a habit of winning close games, and the Hobo Day game was no exception.

Trailing UC Davis 21-10 entering the fourth quarter, the Jackrabbits' late-game heroics continued as Dusty Snyders scored on a 9-yard pass from Andy Kardoes with 1:08 left in the game.

The Jackrabbit defense came up big late in the third quarter as Jeff Hegge dragged down an Aggie ball carrier at the 1-yard line and Eric Schroeder later blocked a short field goal attempt.

9. 1989: Two days of Hobo heroics

Day I: In a game that really could have been remembered as the 76th and 77th edition of Hobo Day, the Jackrabbits scored twice in the second half and hung on for a 13-12 win against Morningside. The game covered a two-day span after lightning caused the game to be suspended.

Morningside got on the board with two first-half field goals to take a 6-0 halftime lead. SDSU came firing out of the locker room after halftime and scored when a fumbled punt was pounced on by D.J. Wessel in the end zone to tie the game at 6. SDSU later pulled ahead when Shane Bouman and J.D. Berreth hooked up on a 78-yard pass play to put the Jacks up 13-6.

The game was suspended by lightning, but the coaches, by mutual agreement, decided to finish the suspended game the following day.

Day II: SDSU and Morningside resumed the game with 9:01 remaining in the contest. Morningside would score a touchdown on Day II, but Doug Miller blocked the extra point attempt that would have tied the game, preserving a wild 13-12 SDSU victory.

8. 1975: Game-winning field goal

It was a game of missed opportunities as the Jacks could have blown the game open in the second half, but had to rally in the closing seconds to win a nail-biter over the University of South Dakota, 24-22.

Leading 21-14 early in the fourth quarter and the Jacks driving for another score, USD's Gary Culver picked off SDSU's Greg Hart's pass in the end zone and gave the Coyotes new life. It was the second costly turnover on the day for the Jacks as they had earlier fumbled into the end zone for a touchback.

USD quickly capitalized on the interception, scoring a touchdown and a two-point conversion with 5:35 left in the fourth quarter to put the Coyotes up 22-21. The Jacks were able to recover as they mounted a 14-play drive that was capped by Dan DeLaHunt's game winning 25-yard field goal with eighteen seconds left.

7. 1956: Sweetening a sour season

With the pain of a one-point loss to Augustana the week before and a 60-0 pasting by Arizona earlier in the year still fresh in their minds, the Jackrabbits took to the field on Oct. 9, 1956, for a classic Hobo Day game.

The Jackrabbits would come out on top this day, winning a squeaker over the University of North Dakota, 14-13.

Earlier in the year this game was seen as a game by two of the toughest teams in the nation, but a rash of injuries caused this game to lose some of its luster—at least on paper.

SDSU, the defending league champion, was still smarting from early-season injuries going into the game. Despite not having running back Bill McDonald in the lineup, the Jacks unleashed a lethal ground attack, racking up 261 yards, led by Bob Betz's 122 yards. The Jacks' pass defense was the real story on the day, picking off four passes.

6. 1998: A double-overtime thriller

Unlike all previous Hobo Day games, the 1998 Hobo Day game took longer than sixty minutes to decide. Playing the first overtime game in school history, the Jackrabbits defeated Nebraska-Omaha 30-27 in double overtime.

The Jacks broke a tie in the fourth quarter on Andy Rennerfeldt's 68-yard pass to Steve Heiden. UNO answered right back to knot the score at 24. With 51 seconds left, UNO was whistled for an illegal motion penalty as the Mavericks set up for a 36-yard field goal attempt. The ensuing 41-yard field was no good, sending the game into overtime.

In the first overtime, SDSU's Brett Gorden and UNO's Paul Kosel traded long field goals to send the game into a second OT. UNO took possession first, but Kosel fell victim again, missing a 42-yard field goal all but sealing the deal for the Jacks.

Gorden's 23-yard field goal on the ensuing drive sailed through the uprights to send the Jackrabbits to victory for the seventh time in their last eight Hobo Day games.

5. 1963: Running roughshod over USD

In the largest margin of victory ever on Hobo Day, the Jackrabbits pounded USD 61-0 en route to the North Central Conference championship.

Eight different Jackrabbits found the end zone with running back Reed Sanderson scoring twice. The Jackrabbits added four second-quarter touchdowns to go up 34-0 at the half, out-rushing USD 137-11.

The second half was more of the same as SDSU scored four more touchdowns and outmanned the Coyotes 516-74 in total offense for the game.

4. 1997: Hail Mary delivers victory

In one of the wildest Hobo Day finishes ever, South Dakota State defeated St. Cloud State, 21-16.

The Jacks carried the lead going into the fourth quarter up 13-0. With 6:20 remaining in the game St. Cloud State tied the game at 13-all, but the Huskies were flagged for excessive celebration after the touchdown. With the extra point attempt moved back 15 yards, St. Cloud State's try for the lead sailed wide keeping the score knotted at 13. St. Cloud State took a 16-13 lead on a field goal with 3:39 remaining.

SDSU got the ball back with 23 seconds left to go in the contest. SDSU's Noel Bouché proceeded to loft a 47-yard Hail Mary to Brock Beran in the end zone to put SDSU ahead for good with only a few seconds remaining on the clock.

3. 1979: Tripping the U in playoff year

The Jackrabbits were outplayed by USD for the first three quarters but managed to win a close one to keep their playoff dreams alive with a 26-21 win.

SDSU scored a second-quarter touchdown and Tony Harris added a field goal to put the Jacks up 10-7 at the half. Harris added another chip shot in the third as SDSU went into the final quarter up by six.

The fourth began with USD striking first, going in from two yards out. SDSU would answer right back with two consecutive touchdowns with one coming from Lionel Macklin and the other coming from Jerry James with 6:40 remaining in the game.

2. 1950: Offsides call provides second chance

In what will go down as one of the craziest endings in Jackrabbit football history, SDSU took on the University of North Dakota and ended dead even at 21-21 after four hard-fought quarters. It was the only game the 9-0-1 conference champs from Brookings didn't win that season.

Trailing 7-0, SDSU senior Warren Williamson put the Jacks on the board when he swept around the right side and brought the Jacks within an extra point of tying the game.

UND would score two more times on the day and take a 21-7 lead into the fourth quarter. The fourth quarter was dominated by the 5-foot-9 Williamson, who finished the quarter with a touchdown reception and ran for another. But it was on the last touchdown from Williamson and the extra point that followed that makes this game one for the ages.

With the score 21-20 in UND's favor and SDSU's George Medchill digging in for the PAT, UND blocked the kick to give UND an apparent win on this Hobo Day. However, the officials ruled UND offsides and gave Medchill another chance. Medchill redeemed himself, knocking it through the uprights, securing a 21-21 tie. Williamson would later say that he didn't really remember the end of the game because he had gotten hit so hard on his touchdown run.

1. 1985: Jacks knock off No. 1 USD

On an absolutely perfect day to watch football a then-record crowd of 16,193 showed up to watch SDSU avenge an earlier loss and crush previously undefeated and No. 1 ranked South Dakota, 24-12. SDSU had earlier lost to the Coyotes 33-18.

SDSU scored the first 22 points of the game and never looked back as K.C. Johnson kicked three field goals and Mike Busch threw for a touchdown and ran for another to put the Jacks ahead.

The Jackrabbit defense, led by Brian Sisley and Bruce Klostermann, allowed only two fourth-quarter touchdowns well after the issue was decided.

SDSU put the final touches on the upset when the Jacks recorded a safety in the end zone to slam the door shut on USD.

With the win, SDSU erased USD's 11-game winning streak and went on to have a 7-2 record in conference play, finishing tied for second-place in the North Central Conference race.

BEEF BOWL

South Dakota State University is home to the original Beef Bowl, and the event celebrated its Golden Anniversary during the 2016 season. The event is slated to return this fall after a one-year hiatus due to the COVID-19 pandemic. The 54th installment of the Beef Bowl is slated for Oct. 2, when the Jackrabbits host Dixie State.

The Beef Bowl was started as SDSU's way of recognizing those individuals and firms involved in the beef industry in South Dakota.

Festivities include a pre-game barbecue with proceeds going toward scholarships in the Animal and Range Sciences Department, as well as presentation of the SDSU Friends of the Beef Industry Award. Proceeds from a live steer auction at halftime benefits the Jackrabbit Athletic Department.

Outside of Hobo Day, SDSU's annual homecoming celebration, the Beef Bowl usually ranks second for home single-game attendance. More than 10,000 people have attended each of the last 15 Beef Bowls and 17 times overall.

BEEF BOWL SCORES

1967: North Dakota State	L, 14-34	1995: St. Cloud State	L, 10-34
1968: Morningside	W, 43-14	1996: North Dakota	W, 28-23
1969: Northern Iowa	L, 14-24	1997: Mankato State	L, 7-21
1970: Augustana	L, 6-22	1998: North Dakota	L, 6-20
1971: Wayne State (Mich.)	L, 8-27	1999: Augustana	W, 38-31
1972: Youngstown St. (Ohio)	W, 34-22	2000: Northern Colorado	W, 17-7
1973: Western State (Colo.)	W, 56-28	2001: St. Cloud State	W, 30-24
1974: North Dakota	W, 55-6	2002: Nebraska-Omaha	W, 38-31
1975: North Dakota State	W, 13-8	2003: North Dakota	L, 24-25
1976: Northern Colorado	L, 7-22	2004: North Dakota State	W, 24-21
1977: Nebraska-Omaha	W, 34-2	2005: Cal Poly	L, 16-24
1978: Morningside	W, 41-17	2006: Central Arkansas	W, 20-7
1979: Augustana	W, 28-26	2007: Texas State	W, 38-3
1980: South Dakota	W, 21-13	2008: Western Illinois	W, 24-22
1981: Nebraska-Omaha	W, 17-10	2009: Indiana State	W, 41-0
1982: South Dakota	W, 20-7	2010: Western Illinois	W, 33-29
1983: St. Cloud State	L, 22-28	2011: Indiana State	L, 28-38
1984: North Dakota	L, 7-46	2012: Missouri State	W, 17-7
1985: North Dakota	W, 29-23	2013: Southeastern Louisiana	W, 34-26
1986: Morningside	W, 24-14	2014: Wisconsin-Oshkosh	W, 41-3
1987: South Dakota	L, 21-30	2015: Robert Morris (Pa.)	W, 34-10
1988: North Dakota State	L, 26-55	2016: Cal Poly	L, 31-38
1989: North Dakota State	L, 12-33	2017: Drake	W, 51-10
1990: Mankato State	L, 15-33	2018: Arkansas-Pine Bluff	W, 90-6
1991: North Dakota State	L, 0-35	2019: Southern Utah	W, 43-7
1992: North Dakota	L, 3-14	<i>SDSU has played 53 Beef Bowl games, compiling a 32-21 record.</i>	
1993: North Dakota State	W, 42-30		
1994: Northern Colorado	L, 13-28		

SHOWDOWN SERIES

South Dakota State University and the University of South Dakota forged a new component to their long-standing rivalry with the implementation of the South Dakota Showdown Series during the 2012-13 athletics season.

The Showdown Series, presented by South Dakota Corn and Midco Sports in conjunction with Learfield Sports, uses a point system in which each school earns points based on head-to-head competition and/or Summit League championship finishes in 17 men's and women's sports. Academics play an essential role as well, and the university compiling the most points by the end of the school year receives the specially designed traveling trophy.

South Dakota State holds a 5-4 advantage in the South Dakota Showdown Series, taking the series lead with a 13-10 victory during the 2020-21 season.

The Jackrabbits bested USD, 14-13, in the inaugural series during the 2012-13 academic year, and retained the title during the 2013-14 season with an 18-9 win.

After USD claimed the 2014-15 Showdown Series championship, the Jackrabbits regained the traveling trophy with a 16-11 victory during the 2015-16 campaign.

The Coyotes squeaked out 14-13 series victories in the next two academic years (2016-17, 2017-18) before SDSU reclaimed the "Corn Cup" with a 14.5-11.5 win during the 2018-19 season.

OUTSTANDING PLAYERS OF THE BEEF BOWL

1977: Gary Maffett, quarterback, South Dakota State
1978: Mark Dunbar, defensive end, South Dakota State
1979: Bill O'Connor, running back, Augustana
1980: Marty Higgins, quarterback, South Dakota State
1981: Mike Law, quarterback, South Dakota State
1982: Mike Law, quarterback, South Dakota State
1983: Tom Nelson, quarterback, St. Cloud State
1984: Tony Mazzu, running back, North Dakota
1985: Dan Sonnek, running back, South Dakota State
1986: Tom Sieh, defensive back, South Dakota State
1987: Chad Andersen, quarterback, South Dakota
1988: Tony Satter, running back, North Dakota State
1989: Chris Simdom, quarterback, North Dakota State
1990: Lance Dunn, quarterback, Mankato State
1991: Arden Beachy, quarterback, North Dakota State
1992: Shannon Burnell, running back, North Dakota
1993: Dan Nelson, running back, South Dakota State
1994: Darnell Brooks, running back, Northern Colorado
1995: Todd Bouman, quarterback, St. Cloud State
1996: Sterne Akin, linebacker, South Dakota State
1997: Zach Witt, quarterback, Mankato State
1998: Kelly Howe, defensive back, North Dakota
1999: Josh Ranek, running back, South Dakota State
2000: Dale Heiden, defensive back, South Dakota State
2001: Josh Ranek, running back, South Dakota State
2002: Dan Fjeldheim, quarterback, South Dakota State
2003: John Bowenkamp, quarterback, North Dakota
2004: Brad Nelson, quarterback, South Dakota State
2005: Anthony Garnett, quarterback, Cal Poly
2006: Eric Schroeder, defensive lineman, South Dakota State
2007: Kyle Minett, running back, South Dakota State
2008: Danny Batten, defensive lineman, South Dakota State
2009: Ryan Crawford, quarterback, South Dakota State
2010: Kyle Minett, running back, South Dakota State
2011: Shakir Bell, running back, Indiana State
2012: Ross Shafrath, linebacker, South Dakota State
2013: Andrew Brown, defensive back, South Dakota State
2014: Zach Zenner, running back, South Dakota State
2015: Jake Wieneke, wide receiver, South Dakota State
2016: Joe Protheroe, fullback, Cal Poly
2017: Cade Johnson, wide receiver/kick returner, South Dakota State
2018: Taryn Christion, quarterback, South Dakota State
2019: Logan Backhaus, linebacker, South Dakota State

USD took the cup back with a victory during an abbreviated 2019-20 athletics season.

South Dakota State won the first seven football games associated with the South Dakota Showdown Series, including a 49-27 victory at Dana J. Dykhouse Stadium in the 2018 regular season finale. Four of the last five meetings have been decided by one score or less.

The 2021 Showdown Series game is slated for Nov. 13 in Vermillion.

SHOWDOWN SERIES FOOTBALL SCORES

2012: SDSU 31, South Dakota 8
2013: SDSU 27, South Dakota 12
2014: SDSU 37, South Dakota 14
2015: SDSU 30, South Dakota 23
2016: SDSU 28, South Dakota 21
2017: SDSU 31, South Dakota 28
2018: SDSU 49, South Dakota 27
2019: South Dakota 24, SDSU 21