



JACKRABBIT BASEBALL

SOUTH DAKOTA STATE UNIVERSITY ATHLETICS

Jackrabbit Sports Information • 2820 HPER Center • Brookings, SD 57007-1497
 Baseball Contact/Assistant AD-Sports Information: Jason Hove • E-mail: Jason.Hove@sdsu.edu
 Office Phone: (605) 688-4623 • Mobile: (605) 695-1827 • Fax: (605) 688-5999
 Twitter: @GoJacksBaseball • Website: www.GoJacks.com

PROBABLE STARTING LINEUP

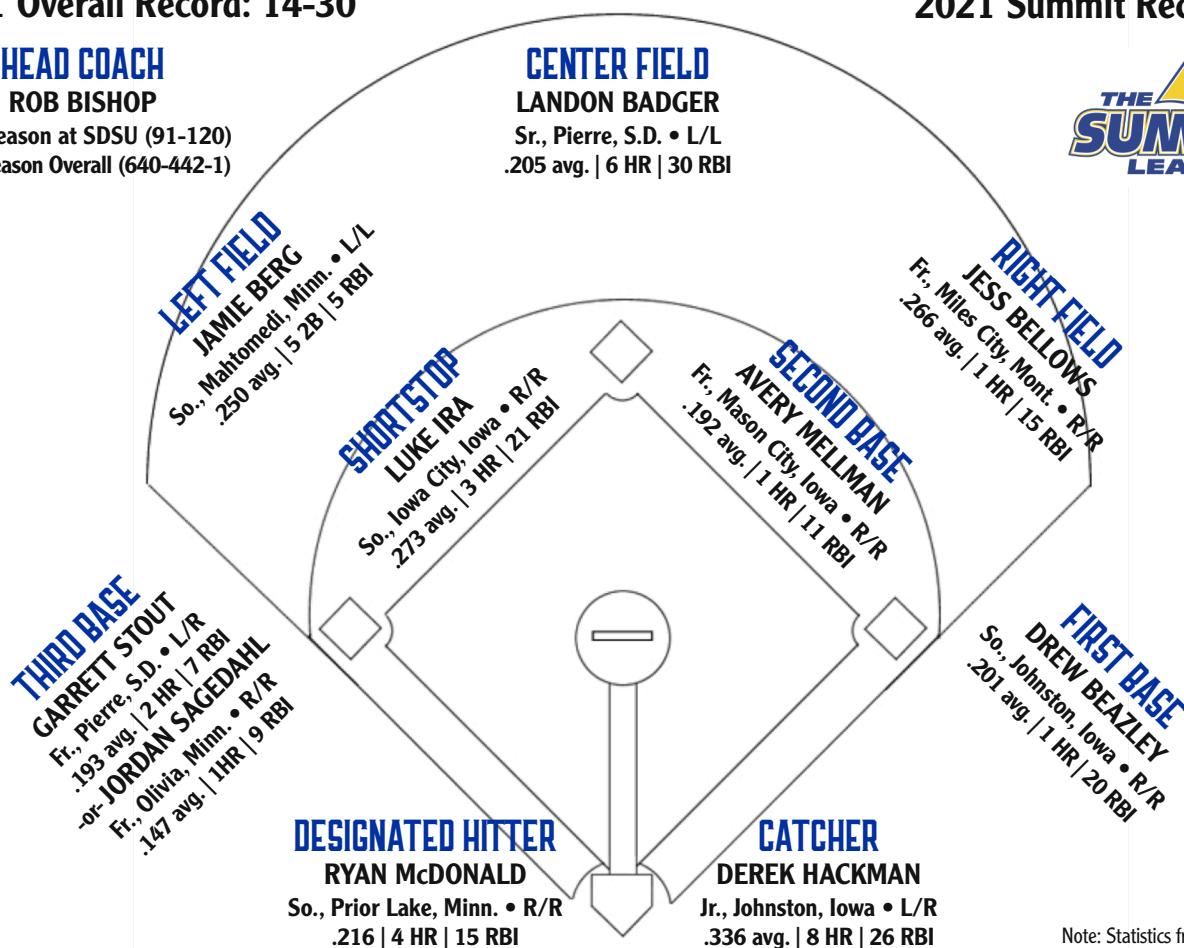
2021 Overall Record: 14-30

2021 Summit Record: 9-19

HEAD COACH

ROB BISHOP

Fifth Season at SDSU (91-120)
 21st Season Overall (640-442-1)



Note: Statistics from 2021 season

PROBABLE STARTING PITCHERS

GAME 1

THURSDAY, MAY 27 • 1 P.M.



CODY CARLSON
 5-9 | 200 | Sr.
 LHP
 Rapid City, S.D.
 • 2-4 record
 • 3.73 ERA
 • 49 K's in 60.1 IP

GAME 2

FRIDAY, MAY 28 • TBA



ADAM MAZUR
 6-2 | 170 | Fr.
 RHP
 Woodbury, Minn.
 • 2-7 record
 • 5.86 ERA
 • 82 K's in 63.0 IP

-OR-



DREW BEAZLEY
 6-1 | 190 | So.
 RHP
 Johnston, Iowa
 • 3-2 record
 • 2.54 ERA
 • 23 K's in 28.1 IP

ADDITIONAL STARTER

GAME TO BE DETERMINED



OWEN BISHOP
 6-2 | 190 | Fr.
 RHP
 Arlington, Wash.
 • 1-5 record
 • 6.45 ERA
 • 34 K's in 44.2 IP

2021 SCHEDULE

FEBRUARY

19	vs. Kansas [at Minneapolis]	L, 3-7
20	vs. Kansas [at Minneapolis]	W, 8-5
21	vs. Kansas [at Minneapolis]	L, 1-13
26	at Northern Colorado [7 inn.]	W, 12-0
27	at Northern Colorado (DH) [10] W, 6-2/ [9] W, 6-3	
28	at Northern Colorado	W, 12-9

MARCH

5	at SIU-Edwardsville	L, 3-11
6	at SIU-Edwardsville	L, 1-6
7	at SIU-Edwardsville	L, 3-4
9	at Kansas State	L, 4-15
10	at Kansas State	L, 0-10
12	at Creighton	canceled
13	at Creighton	canceled
14	at Creighton	canceled
19	*at Omaha (DH)	L, 1-6/L, 1-7
20	*at Omaha	W, 7-6
21	*at Omaha	L, 1-7
26	*at Western Illinois (DH)	W, 10-3/L, 0-5
27	*at Western Illinois	L, 3-4
28	*at Western Illinois	L, 5-6

APRIL

2	at Evansville [8 inn.]	L, 3-13
3	at Evansville (DH)	L, 2-3/L, 1-11 [7 inn.]
4	at Evansville	L, 8-14
10	*OMAHA (DH)	L, 1-2/L, 5-10
11	*OMAHA (DH)	W, 6-0/W, 9-8
16	*WESTERN ILLINOIS (DH)	canceled
17	*WESTERN ILLINOIS	canceled
18	*WESTERN ILLINOIS	canceled
23	*NORTH DAKOTA STATE (DH)	L, 0-5/W, 3-2 [9]
24	*NORTH DAKOTA STATE (DH)	W, 12-2 [8 inn.]
		L, 12-13 [10 inn.]
30	*at Oral Roberts	L, 4-14 [8 inn.]

MAY

1	*at Oral Roberts (DH)	L, 2-6/L, 0-1
2	*at Oral Roberts	L, 0-9
14	*at North Dakota State (DH)	L, 4-7/W, 5-0
15	*at North Dakota State	L, 3-5
16	*at North Dakota State	L, 4-10
20	*ORAL ROBERTS (DH)	L, 8-11/L, 3-4
21	*ORAL ROBERTS	W, 4-3
22	*ORAL ROBERTS	W, 7-4

27-29 at Summit League Baseball Championship; Omaha, Neb.

27	vs. Oral Roberts	1 p.m.
28	vs. Opponent to be determined	TBD
29	vs. Opponent to be determined (if qualified)	TBD

*Summit League game

Home games in CAPS

DH denotes doubleheader

All start times Central Time unless noted otherwise

JACKS READY FOR SUMMIT TOURNEY

Sports Information Contact: Jason Hove

May 26, 2021

BROOKINGS, S.D. — After going down to the wire just to qualify for this week's Summit League Baseball Championship, presented by U.S. Air Force Special Warfare, the South Dakota State University baseball team will look to carry the momentum into postseason play.

The Jackrabbits, 14-30 overall, enter this week's four-team, double-elimination tournament in Omaha, Nebraska, as the No. 4 seed. SDSU is slated to open play at 1 p.m. Thursday against top-seeded and regular season champion Oral Roberts. The Golden Eagles compiled a 26-21 overall record during the regular season, including a 19-7 mark in league play.

SDSU defeated Oral Roberts in the final two games of the final regular season series of the year to earn the final spot in the tournament field with a 9-19 Summit League record.

Following is a complete tournament schedule:

Thursday, May 27

Game 1 — No. 4 South Dakota State (14-30, 9-19) vs. No. 1 Oral Roberts (28-21, 19-7), 1 p.m.

Game 2 — No. 3 Omaha (22-23, 14-12) vs. No. 2 North Dakota State (38-16, 20-11), 6 p.m.

Friday, May 28

Game 3: Game 1 loser vs. Game 2 loser, 11 a.m. (loser eliminated)

Game 4: Game 1 winner vs. Game 2 winner, 3 p.m.

Game 5: Game 3 winner vs. Game 4 loser, 7 p.m. (loser eliminated)

Saturday, May 29

Game 6: Game 4 winner vs. Game 5 winner, 2 p.m.

Game 7 (if necessary): 6 p.m.

Radio coverage of all Jackrabbit tournament games begins 15 minutes prior to scheduled pitch on Brookings-based KJJQ 910 AM and online at GoJacks.com/Watch. All tournament games will be televised on MidcoSN, with video streaming available through the Midco Sports Plus app and online at: thesummitleague.org/watch. Additional updates will be available via Twitter (@GoJacksBaseball).

The winner of the 2021 Summit League Baseball Championship will advance to the NCAA Tournament, which begins June 4 at campus sites.

VERSUS THE FIELD: South Dakota State went a combined 8-16 against the three other teams competing in the Summit League Baseball Championship during the 2021 regular season. The Jackrabbits posted 3-5 records against both North Dakota State and Omaha, while compiling a 2-6 mark versus Oral Roberts.

Following are the Jackrabbits' all-time series and season series records against the other three teams in the 2021 tournament field:

Opponent	All-Time Series	2021 Series
• vs. North Dakota State	SDSU leads 124-76	NDSU leads 5-3
• vs. Omaha	Omaha leads 91-83-1	Omaha leads 5-3
• vs. Oral Roberts	ORU leads 61-19	ORU leads 6-2

SHORT HOPS: Following are a few quick notes about the Jackrabbits heading into this week's Summit League Baseball Championship, presented by U.S. Air Force Special Warfare:

- Starting with the May 2 series finale at Oral Roberts, sophomore shortstop Luke Ira has hit safely in seven of SDSU's last nine games, compiling a .344 batting average (11-for-32) with two home runs, three doubles and five runs batted in;

- Ira is the lone Jackrabbit to start all 44 of the team's games this season;

- Three of the eight regular season games between SDSU and Oral Roberts were decided by one run;

- The Jackrabbits hit five home runs in the most recent four-game series against Oral Roberts, compared to three by the Golden Eagles;

- Landon Badger hit two home runs in the ORU series, while Derek Hackman, Ryan McDonald and Luke Ira each homered once, with McDonald's and Ira's blasts back-to-back in the May 22 series finale;

- Cody Carlson has pitched at least five innings in nine of his 11 starts this season, including a season-high seven innings in each of his two starts this season against Oral Roberts (May 1 (Game 1), May 21);

- True freshman position players Jess Bellows (41), Garrett Stout (27), Avery Mellman (26) and Jordan Sagedahl (24) have combined for 118 starts so far this season.

2021 MISC. STATS

MULTI-HIT GAMES		MULTI-RBI GAMES	
Derek Hackman	13	Derek Hackman	7
Luke Ira	12	Landon Badger	5
Jess Bellows	7	Luke Ira	4
Drew Beazley	7	Ryan McDonald	4
Landon Badger	5	Drew Beazley	3
Jamie Berg	5	Jess Bellows	3
Ryan McDonald	5		
LONGEST HIT STREAK		LONGEST REACHED BASE STREAK	
Jess Bellows	7	Derek Hackman	20
Jamie Berg	6	Ryan McDonald	*17
Derek Hackman	*6	Jess Bellows	13
Landon Badger	5	Drew Beazley	8
Drake Frazier	5	Luke Ira	8
Luke Ira	4	Jamie Berg	7
Carson Max	4	Landon Badger	6
Ryan McDonald	4	Carson Max	6
Jordan Sagedahl	4	* Note: Derek Hackman has active reached base streak of 17 games	
*active streak			

THE SUMMIT LEAGUE

2021 PRESEASON POLL

1. Omaha (3)	15
2. Oral Roberts (2)	14
3. North Dakota State	10
4. South Dakota State	7
5. Western Illinois	4

Notes: First-place votes in parentheses

2021 STANDINGS

SCHOOL	OVERALL	CONF.
Oral Roberts	28-21	19-7
North Dakota State	38-16	20-11
Omaha	22-23	14-12
South Dakota State	14-30	9-19
Western Illinois	11-29	7-20

Note: Standings thru games played May 22, 2021



SUMMIT LEAGUE SUCCESS: South Dakota State has been a consistent winner in The Summit League since it became a league member more than a decade ago. In 13 seasons as a member of The Summit League, the Jackrabbits have compiled a 189-156 record (.548 winning percentage) in regular season conference games. SDSU has posted a .500 or better record in league play nine times and has now qualified for the four-team postseason tournament 11 out of the 12 years it has been eligible.

The Jackrabbits shared a Summit League regular season title in 2010 and won the Summit postseason tournament in 2013.

TOURNAMENT HISTORY: The Jackrabbits have found success at the Summit League Baseball Championship, advancing to the title series five of the previous 10 times they qualified for the four-team tournament, including winning the tournament title in 2013.

SDSU has won at least one game in all 10 of its previous Summit League Baseball Championship appearances. Overall, the Jackrabbits have compiled a 17-19 record in Summit League postseason tournament games.

2009 at Tulsa, Okla.

- Southern Utah 11, SDSU 8
- SDSU 7, Centenary (La.) 3 [10 inn.]
- SDSU 9, Southern Utah 4
- Oral Roberts 6, SDSU 2 [Championship]

2010 at Tulsa, Okla.

- SDSU 6, Oakland 5 [10 inn.]
- Oral Roberts 21, SDSU 6
- SDSU 20, Oakland 6
- Oral Roberts 12, SDSU 2 [Championship]

2011 at Sioux Falls

- SDSU 4, North Dakota State 1
- Oral Roberts 7, SDSU 1
- SDSU 13, North Dakota State 10
- Oral Roberts 5, SDSU 4 [11 inn.] [Championship]

2013 at Rochester, Mich.

- Western Illinois 4, SDSU 2
- SDSU 8, Oakland 4
- SDSU 5, Western Illinois 4
- SDSU 2, North Dakota State 0 [Championship]
- SDSU 1, North Dakota State 0 [Championship]

2014 at Sioux Falls

- North Dakota State 4, SDSU 3
- SDSU 6, Fort Wayne 3
- Western Illinois 5, SDSU 2

2015 at Sioux Falls

- SDSU 7, Fort Wayne 3
- Oral Roberts 9, SDSU 3
- Fort Wayne 6, SDSU 5

2016 at Tulsa, Okla.

- Oral Roberts 6, SDSU 5
- SDSU 8, Omaha 0
- Oral Roberts 5, SDSU 2

2017 at Tulsa, Okla.

- SDSU 6, North Dakota State 5
- Oral Roberts 5, SDSU 3
- North Dakota State 8, SDSU 2

2018 at Tulsa, Okla.

- Oral Roberts 13, SDSU 8
- SDSU 8, Western Illinois 4
- SDSU 13, North Dakota State 7
- Oral Roberts 11, SDSU 3 [Championship]

2019 at Tulsa, Okla.

- Oral Roberts 5, SDSU 2
- SDSU 9, Western Illinois 5
- Oral Roberts 4, SDSU 0

Records against Opponents

Centenary • 1-0	Omaha • 1-0
Fort Wayne • 2-1	Oral Roberts • 0-13
North Dakota State • 6-2	Southern Utah • 1-1
Oakland • 3-0	Western Illinois • 3-2

ALL-SUMMIT HONORS: South Dakota State catcher Derek Hackman and pitcher Drew Beazley were named Wednesday to the 2021 All-Summit League Baseball Second Team.

A junior from Johnston, Iowa, Hackman leads the Jackrabbits heading into postseason play in multiple offensive categories, including batting average (.336), home runs (8), slugging percentage (.580) and on-base percentage (.455). He also ranks second on the squad with 26 runs batted in.

Beazley, also from Johnston, Iowa, moved into the starting rotation early in the league season and has recorded a 3-2 record over 11 appearances, including six starts. Two of his five starts in league play resulted in combined shutouts as he ended the regular season with a team-best 2.54 earned run average and limited the opposition to a .265 batting average with 23 strikeouts in 28 innings.

A sophomore, Beazley also has seen extensive action in the field when not pitching, contributing a home run, 10 doubles and 20 RBIs on the offensive end.

BADGER'S BIG DAY: South Dakota State senior Landon Badger wrote his name into the Jackrabbit record book with three home runs in the first game of an April 24 doubleheader versus North Dakota State.

The Pierre native became the first SDSU player to accomplish the feat since Joel Blake on the exact same date in 2009 at Western Illinois. Badger homered in three straight innings, hitting a solo shot in the third inning, a three-run homer in the fourth and a grand slam in the fifth for a total of eight runs batted in.

2021 TEAM GAME HIGHS

TEAM – BATTING

AT-BATS: 46, vs. North Dakota State, 4-24-2021 [Game 2]
RUNS SCORED: 12, four times (last: vs. North Dakota State, 4-24-2021 [Game 2])
HITS: 16, vs. North Dakota State, 4-24-2021 [Game 2]
RUNS BATTED IN: 12, at Northern Colorado, 2-28-2021, and vs. North Dakota State, 4-24-2021 [Game 1]
DOUBLES: 5, at Western Illinois, 3-26-2021, and vs. Omaha, 4-11-2021 [Game 2]
TRIPLES: 2, at Northern Colorado, 2-26-2021, and at Northern Colorado, 2-27-2021 [Game 2]
HOME RUNS: 4, vs. North Dakota State, 4-24-2021 [Game 1]
TOTAL BASES: 29, vs. North Dakota State, 4-24-2021 [Game 1]
BASES ON BALLS: 9, at Omaha, 3-20-2021, and vs. North Dakota State, 4-24-2021 [Game 1]
STRIKEOUTS: 16, vs. Kansas, 2-21-2021, and at Kansas State, 3-10-2021
SACRIFICE FLIES: 2, vs. Kansas, 2-20-2021, and at Evansville, 4-4-2021
HIT BY PITCH: 6, at Northern Colorado, 2-28-2021
STOLEN BASES: 3, at Northern Colorado, 3-26-2021, and at Northern Colorado, 3-27-2021 [Game 1]
RUNNERS LEFT ON BASE: 16, at SIUE, 3-5-2021
HIT INTO DOUBLE PLAY: 2, vs. North Dakota State, 4-24-2021 [Game 1]

TEAM – FIELDING

PUTOUTS: 30, at Northern Colorado, 2-27-2021 [Game 1], and vs. North Dakota State, 4-24-2021 [Game 2]
ASSISTS: 17, at Oral Roberts, 5-1-2021 [Game 1]
ERRORS: 4, four times (last: vs. Oral Roberts, 5-20-2021 [Game 2])
DOUBLE PLAYS: 3, vs. Kansas, 2-20-2021, and at North Dakota State, 5-14-2021 [Game 1]

TEAM – PITCHING

INNINGS PITCHED: 10.0, at Northern Colorado, 2-27-2021, and vs. North Dakota State, 4-24-2021 [Game 2]
MOST RUNS ALLOWED: 15, at Kansas State, 3-9-2021
FEWEST RUNS ALLOWED: 0, at Northern Colorado, 2-26-2021
MOST EARNED RUNS ALLOWED: 13, four times (last: vs. North Dakota State, 4-24-2021 [Game 2])
MOST WALKS ALLOWED: 9, vs. Omaha, 4-10-2021 [Game 2]
FEWEST WALKS ALLOWED: 2, at Northern Colorado, 2-26-2021
STRIKEOUTS: 14, four times (last: vs. Omaha, 4-10-2021 [Game 1])
MOST HITS ALLOWED: 16, at Oral Roberts, 4-30-2021
FEWEST HITS ALLOWED: 3, at Northern Colorado, 2-26-2021, and vs. Omaha, 4-11-2021 [Game 1]
DOUBLES ALLOWED: 5, three times (last: at Evansville, 4-4-2021)
TRIPLES ALLOWED: 2, at SIUE, 3-5-2021
HOME RUNS ALLOWED: 6, at Kansas State, 3-9-2021
WILD PITCHES: 4, three times (last: at North Dakota State, 5-16-2021)
HIT BATTERS: 4, vs. Omaha, 4-10-2021 [Game 2]

For good measure, Badger hit his fourth home run of the day and drove in two more runs in the second game of the twinbill. He entered the weekend without a home run this season.

Badger's performances allowed him to earn Summit League Player of the Week honors. He became the second Jackrabbit to earn the award this season, joining Luke Ira on April 12.

Badger connected on his second grand slam of the season in the May 20 series opener against Oral Roberts. He added another home run later in the series and currently leads the squad with 30 runs batted in.

BELLOWS BREAKS IN: Freshman Jess Bellows started the final three games of the Northern Colorado series for the Jackrabbits and has since put his stamp on the SDSU lineup.

A native of Miles City, Montana, Bellows led SDSU with a .556 batting average (5-for-9) with six runs batted in and six runs scored in the series played Feb. 26-28. He doubled twice and hit his first career home run en route to a 1.111 slugging percentage. Both of his doubles came in extra innings with the international tiebreaker in effect and resulted in three of his RBIs.

Bellows, who has seen action primarily at the corner outfield spots, has hit safely in 32 of the 41 games in which he has played, including putting together a pair of six-game hitting streaks this season.

Overall, Bellows ranks third on the team with 41 hits while hitting out of the leadoff spot. His .266 batting average ranks third on the squad, while his 25 runs scored are second.

Bellows delivered the game-winning sacrifice fly in the Jackrabbits' 4-3 victory over Oral Roberts on May 21.

HACKMAN HEATS UP: While the rest of the Jackrabbit offense was scuffling in the Summit League-opening series against Omaha, catcher/designated hitter Derek Hackman heated up. The Johnston, Iowa, native batted .417 (5-for-12) with two home runs, a double, four runs batted in and three runs scored in the four-game series.

Both of Hackman's home runs were two-run blasts in the Jackrabbits' 7-6 victory on March 20 as he established a new career high with four RBIs. He became the first SDSU player to hit two home runs in a game since Anthony Schneider connected twice against Western Illinois on May 13, 2018. The junior continued his hot hitting against Omaha by hitting the game-winning three-run home run in the bottom of the ninth inning of the April 11 series finale at Erv Huether Field.

His hitting prowess carried over to a home series against North Dakota State as he batted a team-best .583 (7-for-12) with two doubles and two home runs. In the April 24 series finale, he posted the first five-hit game by a Jackrabbit since Schneider in the second game of the May 13, 2018, doubleheader versus Western Illinois.

Hackman had his streak of reaching base safely end at 20 games in the first game of the April 3 twinbill at Evansville. He enters the Summit League Baseball Championship with a 17-game streak of reaching base safely.

MOGEN JOINS TOP 10: Senior right-hander Brett Mogen moved into the SDSU career top 10 for appearances when he pitched the final inning of the Jackrabbits' 12-0 series-opening victory at Northern Colorado on Feb. 26.

Despite missing a month due to injury, Mogen has since into a tie for third place with 71 career appearances, breaking a tie with Chad Coley (70 appearances from 1990-93) by coming on to record the final out in the Jackrabbits' 7-4 victory over Oral Roberts in the May 22 regular season finale. Mogen stands tied with Gary Olechoski (2003-06) for third place.

Mogen put together his best season in a Jackrabbit uniform in 2019 with a 1-1 record and 1.67 ERA in 20 appearances. His ERA ranked as the sixth lowest in a season by an SDSU pitcher with more than 30 innings pitched.

Mogen is a second-generation Jackrabbit pitcher, following his father, Bruce, who was a member of SDSU's 1984 NCAA Division II College World Series team.

OLMSTEAD RETURNS, CLIMBS K CHART: Senior pitcher Tyler Olmstead made his first appearance since the 2019 season when he recorded the final two outs of the seventh inning in the second game of the March 19 doubleheader at Omaha.

Olmstead, a Sioux Falls native, has made five other relief appearances this season, including picking up the win in the April 11 series finale versus Omaha. It was his first victory since pitching a complete-game, four-hit shutout with nine strikeouts against Purdue Fort Wayne on May 3, 2019.

QUICK FACTS

NAME OF SCHOOL: South Dakota State University
CITY/ZIP: Brookings, SD 57007
FOUNDED: February 21, 1881
ENROLLMENT: 11,405 (fall 2020)
COLORS: Yellow and Blue
HOME STADIUM: Erv Huether Field (600 capacity)
PRESIDENT: Dr. Barry H. Dunn
ATHLETIC DIRECTOR: Justin Sell
2020 OVERALL RECORD: 5-12
2020 SUMMIT LEAGUE RECORD: N/A (league schedule canceled before start of Summit League play)
HOME RECORD: 0-0
AWAY/NEUTRAL RECORD: 5-12/0-0
LETTERWINNERS RETURNING/LOST: 12/5
POSITION STARTERS RETURNING/LOST: 5/3
ALL-TIME RECORD: 1,362-1,221-5
FIRST YEAR OF BASEBALL: 1947
NCAA DIVISION I POSTSEASON APPEARANCES: One/2013
NCAA DIVISION II POSTSEASON APPEARANCES: Nine (last in 1995)

A two-time second-team all-Summit League selection, Olmstead had been sidelined by injuries since the end of the 2019 season. The Sioux Falls native has compiled a 9-7 career record with 27 starts and has moved into sixth place on the SDSU career strikeouts chart. With 178 career strikeouts, Olmstead has passed both Jon Maras (175 strikeouts from 1989-92) and Ryan Froom (176 strikeouts from 2014-19) this season.

Olmstead's 92 strikeouts in 2019 stands fourth on SDSU's single-season list.

BARNETT MOVES UP SAVES CHART: Junior relief pitcher Bret Barnett recorded the 11th save of his career in the Jackrabbits' win over Kansas on Feb. 20. Barnett notched the final six outs, including three by strikeout, to close out SDSU's first Summit League win of the season.

With his latest save, March 20 at Omaha, Barnett broke a tie with Chad Coley (10 saves from 1990-93) for sixth place in program history and moved into a tie with Bruce Mogen (11 saves from 1983-86) for fifth place in program history. The Indianola, Iowa, native earned seven saves en route to first-team all-Summit League honors in 2019, and tallied two saves during the pandemic-shortened 2020 season.

In 12 appearances this season, including a start in the April 24 series finale against North Dakota State, Barnett has struck out 35 batters over 21 1/3 innings, upping his career totals to 100 strikeouts in 78 1/3 innings. His career mark of 11.49 strikeouts per nine innings ranks as the highest in program history.

MAZUR HONORED: South Dakota State right-hander Adam Mazur was honored as Summit League Pitcher of the Week March 1 after helping lead the Jackrabbits to a four-game weekend sweep at Northern Colorado.

A returning freshman from Woodbury, Minnesota, Mazur struck out a career-high 12 UNC batters in six shutout innings as SDSU won the Feb. 26 series opener, 12-0. Mazur struck out the side in each of the second, third and fourth innings, fanning eight Bear hitters in a row in one stretch. He allowed three hits and walked two.

Mazur's 12 strikeouts are the most by an SDSU pitcher since Brady Stover set a Jackrabbit Division I-era standard with 13 K's in a 2018 game against Purdue Fort Wayne. In 40 1/3 innings over seven starts so far this season, Mazur has notched a total of 56 strikeouts after fanning 11 batters in seven innings April 10 versus Omaha.

In a March 19 start at Omaha, Mazur retired 14 Omaha hitters in a row in one stretch. He followed that by putting together a streak of retiring 12 consecutive Western Illinois batters en route to his second victory of the season on March 26.

TIEBREAKER TIMES TWO: South Dakota State excelled in late-inning situations, winning both games of a Feb. 27 doubleheader at Northern Colorado after the international tie-breaker was implemented.

With each extra inning starting with a man at second base, the Jackrabbits erupted for four runs in the top of the 10th of the opener, then posted a three-spot on the board in the ninth inning (scheduled seven-inning game) of Game 2 once play resumed Sunday after being suspended because of darkness the previous day.

In Game 1, Jess Bellows delivered a leadoff double to score Jordan Sagedahl with the go-ahead run. Luke Ira followed two batters later with a bunt single to plate Bellows and Derek Hackman capped the scoring in a 6-2 Jackrabbit victory with a two-run double to the right-center gap.

Game 2 followed much of the same script as Ira broke a 3-all tie in the top of the ninth with a leadoff double to drive in Landon Badger. Bellows closed out the scoring in a 6-3 Jackrabbit victory with a two-run double to the left-center gap that brought home Ira and Ryan McDonald.

The Jackrabbits turned an inning-ending 6-4-3 double play to escape the eighth inning of Game 2 and did not allow a run in any of the three innings played under the tiebreaker rules over the two games.

The international tiebreaker was used in select nonconference games involving the Jackrabbits this season, but was not used in Summit League play.

COACH BISHOP: Rob Bishop, who has guided college baseball teams to more than 600 victories, was named head baseball coach at South Dakota State University on Aug. 1, 2016. Bishop is the ninth head coach in program history and the fourth in the Division I era of Jackrabbit baseball.

COACH BISHOP

At HURON UNIVERSITY

- 38-18 record in one season (2000)

At MILES CITY COMMUNITY COLLEGE

- 377-151 in 10 seasons (2001-10)

At MONTANA STATE-BILLINGS

- 134-153-1 in six seasons (2011-16)

At SOUTH DAKOTA STATE

- 89-118 in five seasons (2017-present)
- * 26-24 in 2017
- * 18-32 in 2018
- * 28-22 in 2019
- * 5-12 in 2020
- * 14-30 in 2021

CAREER TOTALS

- 640-442-1 in 21 seasons (2000-present)

Through four-plus seasons with the Jackrabbits, Bishop holds a 91-116 record at SDSU. In his first season, Bishop's 2017 squad returned to the winning side of the ledger with a 26-24 overall mark, including an 18-12 record for a third-place finish in The Summit League standings. SDSU won its opening-round game in the Summit League Baseball Championship, 6-5, over second-seeded North Dakota State.

In 2018, SDSU overcame a slow start to post a winning record in Summit League play at 14-13 and went on to reach the title game of the Summit League Baseball Championship. The Jackrabbits finished with an 18-32 overall record during a campaign in which they played only six home games.

SDSU bounced back in 2019, posting a 28-22 overall record that included a second-place mark of 19-10 in Summit League play. The Jackrabbits won or split nine of the 10 league series in regular season play en route to making an appearance in the four-team Summit League Baseball Championship for the 10th time in 11 years.

The 2020 season was canceled just before the start of Summit League play, with SDSU posting a 5-12 record in the first month of the season. The Jackrabbits recorded wins at Minnesota, Air Force and Kansas State the final week of the pandemic-shortened campaign.

Overall, Bishop holds a 640-442-1 record (.591 winning percentage) as a collegiate head coach. He earned his 600th career victory in the Jackrabbits' 8-6 victory at UA Little Rock on March 10, 2019.

Individually, Jackrabbit players have been honored as all-Summit League performers 20 times during his tenure, including eight all-league selections in 2019. Utility player Nick Smith was honored for the third consecutive season, while shortstop Gus Steiger and starting pitcher Tyler Olmstead were repeat selections in 2019.

Bishop has mentored a handful of Jackrabbit players who have pursued professional careers. Catcher Luke Ringhofer was selected in the 22nd round of the 2017 Major League Baseball Draft by the Baltimore Orioles and relief pitcher Chris Halbur was offered a free agent contract by the Los Angeles Dodgers after Bishop's first season in Brookings.

In addition, shortstop Gus Steiger signed with the Cincinnati Reds following an abbreviated 2020 MLB Draft. In 2019, left-handed pitcher Brady Stover was a 31st-round pick of the Washington Nationals, but opted to return to the Jackrabbits for his senior season.

Prior to becoming head coach at SDSU, Bishop spent six years at NCAA Division II member Montana State University-Billings, where he led the Yellowjackets to back-to-back Great Northwest Athletic Conference regular season titles in 2015 and 2016, attaining the program's first-ever 30-win season with a 30-20 record in 2016. His squads also were honored as the top academic team in the GNAC each of the past three seasons.

Previously, Bishop spent 10 years at Miles City Community College in Montana, where his teams won MonDak conference championships every year. His squads also claimed five consecutive junior college region titles and a Northwest District championship in 2007 to advance to the NJCAA Division II College World Series. Bishop's teams won at least 30 games each of his 10 seasons, including four 40-win seasons. He ended his tenure at Miles City, where he also served as athletic director for five years, with a 377-151 overall record.

Bishop served as a graduate assistant at SDSU under head coach Mark Ekeland during the 1998 and 1999 seasons. In his first season as a head coach, Bishop led Huron University to the South Dakota Intercollegiate Conference title in 2000 with a 38-18 record.

A 1994 graduate of Jamestown College, Bishop earned NAIA All-America honors during the 1992 and 1994 seasons as an infielder.

THE ROSTER: The 2021 SDSU baseball roster features 36 players from seven different states. Of the 36 players, 13 are from Iowa, 10 are from South Dakota and seven hail from Minnesota. Two players are from Nebraska and North Dakota, while Montana and Washington are represented by one player each.

By class, four are seniors, two are juniors, nine are sophomores and 21 are freshmen (11 returning, 10 incoming).

NO.	PLAYER	Pos.	B-T	Ht.	Wt.	Yr.	HOMETOWN (PREVIOUS SCHOOL)
1	Jess Bellows	OF	R/R	5-10	165	Fr.	Miles City, Mont./Custer County District H.S.
2	Carson Max	OF	L/R	5-11	195	Fr.	Mitchell, S.D./Mitchell H.S.
3	Avery Mellman	IF	R/R	6-0	195	Fr.	Mason City, Iowa / Mason City H.S.
4	Rick Atkins	P	L/L	6-1	185	Fr.	Marion, Iowa/Marion H.S.
5	Riley McSherry*	P	R/R	5-10	160	So.	Rapid City, S.D./Rapid City Central H.S.
6	Wyatt Andersen	IF	R/R	5-11	180	Fr.	Minden, Iowa/Tri-Center H.S.
7	Bret Barnett**	P	L/L	6-4	200	Jr.	Indianola, Iowa/Martensdale-St. Mary's H.S.
8	Ryan McDonald*	C/OF	R/R	5-11	210	So.	Prior Lake, Minn./Prior Lake H.S.

PRONUNCIATION GUIDE

Beazley	BEES-lee
Bourassa	boo-RASS-ah
Grunzke	GRUNZ-key
Mazur	MAY-zer
Mogen	MOE-gun
Odenbach	OH-den-bock
Olmstead	OHLM-sted
Ries	REESE
Sagedahl	SAG-ah-doll

9	Derek Hackman**	C	L/R	6-0	215	Jr.	Johnston, Iowa/Johnston H.S.
11	Landon Badger***	OF	L/L	6-0	195	Sr.	Pierre, S.D./T.F. Riggs H.S.
12	Colton Cox*	OF	R/R	6-1	185	So.	Aberdeen, S.D./Roncalli H.S.
13	Brock Rinehart	C/IF	L/R	5-9	185	Fr.	Woodbury, Minn./Woodbury H.S.
14	Drew Beazley*	IF/P	R/R	6-1	190	So.	Johnston, Iowa/Johnston H.S.
15	Jordan Sagedahl	IF/C	R/R	6-2	190	Fr.	Olivia, Minn./BOLD H.S.
17	Brett Mogen***	P	R/R	6-2	210	Sr.	Dell Rapids, S.D./Dell Rapids H.S.
18	Reece Anderson	OF	R/R	6-1	185	Fr.	Johnston, Iowa/Johnston H.S.
19	Owen Bishop	P/IF	R/R	6-2	190	Fr.	Arlington, Wash./Arlington H.S.
20	Adam Mazur	P	R/R	6-2	170	Fr.	Woodbury, Minn./Woodbury H.S.
21	Nate Holliday	P	R/R	6-1	210	So.	Muscatine, Iowa/Des Moines Area CC (Iowa)
22	Luke Ira*	IF	R/R	6-0	190	So.	Iowa City, Iowa/Solon H.S.
23	Garrett Ries	C/IF	L/R	6-0	190	Fr.	Robins, Iowa/Cedar Rapids Xavier H.S.
24	Jamie Berg*	OF	L/L	5-10	160	So.	Mahtomedi, Minn./Mahtomedi H.S.
25	Jack Sullivan	P	R/R	6-1	175	Fr.	Bellevue, Neb./Bellevue West H.S.
27	Jon Baker	P	R/R	5-11	195	Fr.	Cloquet, Minn./Cloquet H.S.
28	Tyler Olmstead***	P	R/R	6-2	225	Sr.	Sioux Falls, S.D./Washington H.S.
29	Cody Carlson	P	L/L	5-9	200	Sr.	Rapid City, S.D./Northeastern JC (Colo.)
30	Ryan Bourassa	P	R/R	6-0	230	So.	West Fargo, N.D./Bismarck State College
31	Garrett Stout	IF	L/R	6-1	180	Fr.	Pierre, S.D./T.F. Riggs H.S.
32	Eli Sundquist	P	R/R	6-1	185	Fr.	Chisholm, Minn./Chisholm H.S.
33	Drake Frazier	OF	R/L	5-11	180	Fr.	Cedar Rapids, Iowa/Jefferson H.S.
34	Nic McCay*	P	R/R	6-0	200	So.	Carlisle, Iowa/Carlisle H.S.
35	Logan Smith	P	R/R	5-10	185	Fr.	Grimes, Iowa/Dallas-Center Grimes H.S.
37	Brady Hawkins	P	R/R	6-3	225	Fr.	Mitchell, S.D./Ethan H.S.
38	Clay Odenbach	P	L/L	6-7	200	Fr.	Thompson, N.D./Thompson H.S.
39	Luke Ballard	P	L/L	5-10	175	Fr.	Omaha, Neb./Millard West H.S.
40	Dagen Schramm	C	L/R	6-0	170	Fr.	Sioux Falls, S.D./Washington H.S.

* indicates number of varsity letters earned

COACHING STAFF

Head Coach: Rob Bishop Assistant Coach: Brian Grunzke Pitching Coach: Kirk Clark

A LOOK AHEAD: Should the Jackrabbits win the Summit League Baseball Championship, they will advance to the NCAA Division I Baseball Championship, which begins June 4 at campus sites.

2021 JACKRABBIT BASEBALL RESULTS

DATE	OPPONENT	SCORE	SITE	SDSU	OPPONENT	W-L	PITCHER OF RECORD
Feb. 19	Kansas	L, 3-7	Minneapolis, Minn.	3-6-1	7-9-0	0-1	Brett Mogen (0-1)
Feb. 20	Kansas	W, 8-5	Minneapolis, Minn.	8-8-1	5-5-2	1-1	Cody Carlson (1-0)
Feb. 21	Kansas	L, 1-13	Minneapolis, Minn.	1-7-0	13-13-0	1-2	Ryan Bourassa (0-1)
Feb. 26	Northern Colorado	[7 inn.] W, 12-0	Greeley, Colo.	12-11-0	0-3-0	2-2	Adam Mazur (1-0)
Feb. 27	Northern Colorado	[10 inn.] W, 6-2	Greeley, Colo.	6-10-0	2-8-1	3-2	Bret Barnett (1-0)
Feb. 27	Northern Colorado	[9 inn.] W, 6-3	Greeley, Colo.	6-7-0	3-5-2	4-2	Drew Beazley (1-0)
Feb. 28	Northern Colorado	W, 12-9	Greeley, Colo.	12-11-1	9-13-2	5-2	Riley McSherry (1-0)
Mar. 5	Southern Illinois-Edwardsville	L, 3-11	Edwardsville, Ill.	3-9-2	11-12-4	5-3	Adam Mazur (1-1)
Mar. 6	Southern Illinois-Edwardsville	L, 1-6	Edwardsville, Ill.	1-1-0	6-10-0	5-4	Cody Carlson (1-1)
Mar. 7	Southern Illinois-Edwardsville	L, 3-4	Edwardsville, Ill.	3-7-1	4-6-1	5-5	Bret Barnett (1-1)
Mar. 9	Kansas State	L, 4-15	Manhattan, Kan.	4-9-4	15-13-1	5-6	Riley McSherry (1-1)
Mar. 10	Kansas State	L, 0-10	Manhattan, Kan.	0-3-3	10-12-0	5-7	Owen Bishop (0-1)
Mar. 19	*Omaha	L, 1-6	Omaha, Neb.	1-3-2	6-7-2	5-8 (0-1)	Adam Mazur (1-2)
Mar. 19	*Omaha	L, 1-7	Omaha, Neb.	1-2-1	7-12-0	5-9 (0-2)	Ryan Bourassa (0-2)
Mar. 20	*Omaha	W, 7-6	Omaha, Neb.	7-7-2	6-10-2	6-9 (1-2)	Eli Sundquist (1-0)
Mar. 21	*Omaha	L, 1-7	Omaha, Neb.	1-4-4	7-8-1	6-10 (1-3)	Owen Bishop (0-2)
Mar. 26	*Western Illinois	W, 10-3	Macomb, Ill.	10-15-1	3-3-2	7-10 (2-3)	Adam Mazur (2-2)
Mar. 27	*Western Illinois	L, 0-5	Macomb, Ill.	0-3-0	5-5-1	7-11 (2-4)	Ryan Bourassa (0-3)
Mar. 27	*Western Illinois	L, 3-4	Macomb, Ill.	3-5-1	4-7-1	7-12 (2-5)	Eli Sundquist (1-1)
Mar. 28	*Western Illinois	L, 5-6	Macomb, Ill.	5-6-0	6-9-1	7-13 (2-6)	Drew Beazley (1-1)
Apr. 2	Evansville	[8 inn.] L, 3-13	Evansville, Ind.	3-8-0	13-9-1	7-14	Adam Mazur (2-3)
Apr. 3	Evansville	L, 2-3	Evansville, Ind.	2-5-0	3-6-0	7-15	Eli Sundquist (1-2)
Apr. 3	Evansville	[7 inn.] L, 1-11	Evansville, Ind.	1-5-2	11-11-0	7-16	Cody Carlson (1-2)
Apr. 4	Evansville	L, 8-14	Evansville, Ind.	8-15-1	14-13-1	7-17	Owen Bishop (0-3)
Apr. 10	*OMAHA	L, 1-2	Erv Huether Field	1-4-0	2-9-2	7-18 (2-7)	Adam Mazur (2-4)
Apr. 10	*OMAHA	L, 5-10	Erv Huether Field	5-7-4	10-10-2	7-19 (2-8)	Cody Carlson (1-3)
Apr. 11	*OMAHA	W, 6-0	Erv Huether Field	6-11-1	0-3-1	8-19 (3-8)	Drew Beazley (2-1)
Apr. 11	*OMAHA	W, 9-8	Erv Huether Field	9-10-0	8-14-1	9-19 (4-8)	Tyler Olmstead (1-0)
Apr. 23	*NORTH DAKOTA STATE	L, 0-5	Erv Huether Field	0-7-3	5-8-0	9-20 (4-9)	Adam Mazur (2-5)
Apr. 23	*NORTH DAKOTA STATE	[9 inn.] W, 3-2	Erv Huether Field	3-6-0	2-4-0	10-20 (5-9)	Eli Sundquist (2-2)
Apr. 24	*NORTH DAKOTA STATE	[8 inn.] W, 12-2	Erv Huether Field	12-15-3	2-11-0	11-20 (6-9)	Cody Carlson (2-3)
Apr. 24	*NORTH DAKOTA STATE	[10 inn.] L, 12-13	Erv Huether Field	12-16-3	13-13-3	11-21 (6-10)	Nate Holliday (0-1)
Apr. 30	*at Oral Roberts	[8 inn.] L, 4-14	Tulsa, Okla.	4-4-2	14-16-2	11-22 (6-11)	Adam Mazur (2-6)
May 1	*at Oral Roberts	L, 2-6	Tulsa, Okla.	2-7-1	6-10-1	11-23 (6-12)	Cody Carlson (2-4)
May 1	*at Oral Roberts	L, 0-1	Tulsa, Okla.	0-4-0	1-4-1	11-24 (6-13)	Owen Bishop (0-4)
May 2	*at Oral Roberts	L, 0-9	Tulsa, Okla.	0-3-3	9-11-0	11-25 (6-14)	Drew Beazley (2-2)
May 14	*at North Dakota State	L, 4-7	Fargo, N.D.	4-6-0	7-14-0	11-26 (6-15)	Adam Mazur (2-7)
May 14	*at North Dakota State	W, 5-0	Fargo, N.D.	5-9-0	0-3-0	12-26 (7-15)	Drew Beazley (3-2)
May 15	*at North Dakota State	L, 3-5	Fargo, N.D.	3-6-0	5-12-0	12-27 (7-16)	Eli Sundquist (2-3)
May 16	*at North Dakota State	L, 4-10	Fargo, N.D.	4-7-3	10-10-1	12-28 (7-17)	Owen Bishop (0-5)
May 20	*ORAL ROBERTS	L, 8-11	Erv Huether Field	8-8-2	11-15-1	12-29 (7-18)	Bret Barnett (1-2)
May 20	*ORAL ROBERTS	L, 3-4	Erv Huether Field	3-6-4	4-5-0	12-30 (7-19)	Brett Mogen (0-2)
May 21	*ORAL ROBERTS	W, 4-3	Erv Huether Field	4-6-2	3-11-0	13-30 (8-19)	Eli Sundquist (3-3)
May 22	*ORAL ROBERTS	W, 7-4	Erv Huether Field	7-7-2	4-11-2	14-30 (9-19)	Owen Bishop (1-5)

2021 INNING-BY-INNING SCORING SUMMARY

	1	2	3	4	5	6	7	8	9	EX	TOTAL
South Dakota State	14	18	18	23	30	22	24	24	15	5	193
Opponents	26	33	28	29	30	47	50	28	13	2	286

2021 JACKRABBIT BASEBALL

HOME RUN LOG

1. Avery Mellman (1)	Feb. 19 vs. Kansas	2-Run	5th Inning
2. Luke Ira (1)	Feb. 20 vs. Kansas	2-Run	8th Inning
3. Carson Max (1)	Feb. 28 at Northern Colorado	3-Run	4th Inning
4. Jess Bellows (1)	Feb. 28 at Northern Colorado	Solo	6th Inning
5. Drew Beazley (1)	Feb. 28 at Northern Colorado	2-Run	6th Inning
6. Garrett Stout (1)	Mar. 6 at SIUE	Solo	9th Inning
7. Derek Hackman (1)	Mar. 20 at Omaha	2-Run	3rd Inning
8. Derek Hackman (2)	Mar. 20 at Omaha	2-Run	5th Inning
9. Ryan McDonald (1)	Mar. 21 at Omaha	Solo	6th Inning
10. Derek Hackman (3)	Mar. 26 at Western Illinois [Game 1]	2-Run	4th Inning
11. Jordan Sagedahl (1)	Mar. 28 at Western Illinois	3-Run	7th Inning
12. Ryan McDonald (2)	Mar. 28 at Western Illinois	2-Run	8th Inning
13. Garrett Stout (2)	Apr. 11 vs. Omaha [Game 1]	Solo	5th Inning
14. Derek Hackman (4)	Apr. 11 vs. Omaha [Game 2]	3-Run	9th Inning*
15. Ryan McDonald (3)	Apr. 23 vs. North Dakota St. [Game 2]	2-Run	7th Inning
16. Landon Badger (1)	Apr. 24 vs. North Dakota St. [Game 1]	Solo	3rd Inning
17. Landon Badger (2)	Apr. 24 vs. North Dakota St. [Game 1]	3-Run	4th Inning
18. Landon Badger (3)	Apr. 24 vs. North Dakota St. [Game 1]	Grand Slam	5th Inning
19. Derek Hackman (5)	Apr. 24 vs. North Dakota St. [Game 1]	Solo	8th Inning
20. Landon Badger (4)	Apr. 24 vs. North Dakota St. [Game 2]	Solo	3rd Inning
21. Derek Hackman (6)	Apr. 24 vs. North Dakota St. [Game 2]	Solo	3rd Inning
22. Luke Ira (2)	May 14 at North Dakota St. [Game 2]	2-Run	7th Inning
23. Derek Hackman (7)	May 16 at North Dakota State	Solo	7th Inning
24. Landon Badger (5)	May 20 vs. Oral Roberts [Game 1]	Grand Slam	1st Inning
25. Derek Hackman (8)	May 20 vs. Oral Roberts [Game 1]	Solo	3rd Inning
26. Landon Badger (6)	May 21 vs. Oral Roberts	3-Run	4th Inning
27. Luke Ira (3)^	May 22 vs. Oral Roberts	Solo	5th Inning
28. Ryan McDonald (4)^	May 22 vs. Oral Roberts	Solo	5th Inning

*Denotes walk-off home run

^ Back-to-back home runs

The Automated ScoreBook

Overall Statistics for South Dakota State (as of May 22, 2021)

(All games Sorted by Batting avg)

Record: 14-30 Home: 6-6 Away: 7-22 Neutral: 1-2 Summit: 9-19

Player	avg	gp-gs	ab	r	h	2b	3b	hr	rbi	tb	slg%	bb	hp	so	gdp	ob%	sf	sh	sb-att	po	a	e	fld%
Derek Hackman	.336	41-39	131	30	44	8	0	8	26	76	.580	29	2	34	3	.455	3	0	0-1	246	29	6	.979
Luke Ira	.273	44-44	165	22	45	11	1	3	21	67	.406	16	3	46	0	.342	3	2	4-4	59	116	11	.941
Jess Bellows	.266	41-41	154	25	41	7	1	1	15	53	.344	14	12	35	0	.370	1	2	4-7	41	9	4	.926
Jamie Berg	.250	30-21	76	12	19	5	0	0	5	24	.316	6	3	16	3	.329	0	1	1-3	28	1	1	.967
Drake Frazier	.220	18-9	41	4	9	2	0	0	1	11	.268	2	0	10	0	.256	0	0	1-1	7	0	0	1.000
Ryan McDonald	.216	44-41	134	18	29	3	3	4	15	50	.373	28	10	43	4	.385	2	0	1-1	140	17	3	.981
Carson Max	.213	23-14	47	4	10	1	0	1	6	14	.298	6	3	24	0	.339	0	1	1-1	32	1	1	.971
Landon Badger	.205	41-41	146	27	30	10	2	6	30	62	.425	20	3	42	1	.310	2	3	4-4	108	7	1	.991
Drew Beazley	.201	41-40	139	12	28	10	1	1	20	43	.309	15	6	52	3	.301	3	0	2-3	228	18	4	.984
Garrett Stout	.193	37-27	88	8	17	2	1	2	7	27	.307	4	0	30	0	.228	0	0	1-1	25	48	6	.924
Avery Mellman	.192	29-26	73	9	14	6	0	1	11	23	.315	14	5	33	1	.351	2	1	1-2	47	59	5	.955
Reece Anderson	.188	24-8	32	3	6	0	0	0	2	6	.188	0	2	12	0	.229	1	1	1-1	26	0	0	1.000
Wyatt Andersen	.184	28-11	49	5	9	4	0	0	4	13	.265	7	0	10	0	.286	0	0	0-0	5	6	1	.917
Colton Cox	.150	19-5	20	4	3	0	0	0	1	3	.150	4	1	15	0	.320	0	0	1-2	17	1	0	1.000
Jordan Sagedahl	.147	38-24	75	9	11	1	0	1	9	15	.200	8	6	32	1	.275	2	1	0-0	18	32	11	.820
Owen Bishop	.125	7-5	16	1	2	0	0	0	2	2	.125	4	0	6	0	.300	0	0	1-1	32	5	2	.949

Riley McSherry	.000	1-0	0	0	0	0	0	0	0	0	.000	0	0	0	0	.000	0	0	0-0	1	2	0	1.000
Jon Baker	.000	1-0	0	0	0	0	0	0	0	0	.000	0	0	0	0	.000	0	0	0-0	0	1	0	1.000
Totals	.229	44	1386	193	317	70	9	28	175	489	.353	177	56	440	16	.336	19	12	23-32	1068	381	60	.960
Opponents	.286	44	1409	286	403	79	5	42	252	618	.439	191	45	377	21	.385	14	26	62-82	1117	341	41	.973

LOB - Team (344), Opp (334). DPs turned - Team (30), Opp (25). CI - Team (0), Opp (1). IBB - Team (4), Badger 2, Hackman 2, Opp (2). Picked off - Andersen 1, Cox 1, Berg 1.

(All games Sorted by Earned run avg)

Player	era	w-l	app	gs	cg	sho	sv	ip	h	r	er	bb	so	2b	3b	hr	b/avg	wp	hp	bks	sfa	sha
Jordan Sagedahl	0.00	0-0	1	0	0	0/0	0	1.0	0	0	0	2	0	0	0	0	.000	0	0	0	0	0
Drew Beazley	2.54	3-2	11	6	0	0/2	0	28.1	27	13	8	11	23	8	0	0	.265	2	2	0	1	4
Cody Carlson	3.73	2-4	11	11	0	0/0	0	60.1	69	34	25	25	49	14	1	2	.292	2	8	1	0	9
Brett Mogen	3.94	0-2	9	0	0	0/1	1	16.0	14	9	7	4	12	2	0	3	.226	0	0	0	0	1
Ryan Bourassa	4.17	0-3	13	5	0	0/2	2	36.2	31	20	17	24	60	7	0	3	.226	2	2	1	0	3
Eli Sundquist	4.50	3-3	13	0	0	0/0	0	22.0	16	13	11	18	34	1	0	3	.213	7	3	1	1	2
Adam Mazur	5.86	2-7	11	11	0	0/1	0	63.0	69	46	41	28	82	7	1	6	.279	9	4	1	5	3
Owen Bishop	6.45	1-5	11	9	1	0/0	0	44.2	52	38	32	16	34	12	1	5	.289	4	5	0	1	3
Nate Holliday	6.75	0-1	9	0	0	0/0	1	13.1	18	13	10	9	10	6	0	2	.316	5	2	0	2	0
Bret Barnett	7.59	1-2	12	1	0	0/0	2	21.1	28	22	18	14	35	7	0	2	.311	6	4	0	0	0
Clay Odenbach	9.00	0-0	11	0	0	0/0	0	10.0	11	10	10	5	3	1	1	3	.314	6	5	1	3	0
Jack Sullivan	11.57	0-0	12	0	0	0/0	0	9.1	17	14	12	6	5	4	1	3	.378	1	0	0	0	1
Jon Baker	12.00	0-0	4	0	0	0/0	0	3.0	4	4	4	4	3	0	0	2	.333	0	1	0	0	0
Riley McSherry	12.12	1-1	16	0	0	0/0	0	16.1	25	24	22	12	20	7	0	4	.338	1	2	1	1	0
Tyler Olmstead	18.56	1-0	6	0	0	0/0	0	5.1	8	12	11	5	5	2	0	1	.308	3	6	1	0	0
Logan Smith	20.25	0-0	5	1	0	0/0	0	5.1	14	14	12	8	2	1	0	3	.500	0	1	0	0	0
Totals	6.07	14-30	44	44	1	3/3	6	356.0	403	286	240	191	377	79	5	42	.286	48	45	7	14	26
Opponents	4.01	30-14	44	44	2	5/3	9	372.1	317	193	166	177	440	70	9	28	.229	38	56	2	19	12

PB - Team (14), Hackman 9, McDonald 5, Opp (12). Pickoffs - Team (2), Mazur 2, Opp (3). SBA/ATT - Hackman (37-50), McDonald (25-31), Bourassa (13-15), Sundquist (10-12), Bishop (9-12), Beazley (4-8), Mazur (7-8), Carlson (4-6), Barnett (3-5), Olmstead (4-4), McSherry (2-3), Holliday (1-3), Mogen (2-2), Odenbach (2-2), Smith (1-1), Sullivan (0-1).

The Automated ScoreBook
Overall Statistics for South Dakota State (as of May 22, 2021)
(All games Sorted by Fielding pct)

Player	c	po	a	e	fld%	dp	sba	csb	sba%	pb	ci
Reece Anderson	26	26	0	0	1.000	0	0	0	---	0	0
Colton Cox	18	17	1	0	1.000	0	0	0	---	0	0
Adam Mazur	9	2	7	0	1.000	1	7	1	.875	0	0
Drake Frazier	7	7	0	0	1.000	0	0	0	---	0	0
Ryan Bourassa	5	1	4	0	1.000	0	13	2	.867	0	0
Brett Mogen	5	1	4	0	1.000	0	2	0	1.000	0	0
Eli Sundquist	4	1	3	0	1.000	0	10	2	.833	0	0
Bret Barnett	4	2	2	0	1.000	0	3	2	.600	0	0
Riley McSherry	3	1	2	0	1.000	0	2	1	.667	0	0
Jon Baker	1	0	1	0	1.000	0	0	0	---	0	0
Nate Holliday	1	1	0	0	1.000	0	1	2	.333	0	0
Landon Badger	116	108	7	1	.991	1	0	0	---	0	0
Drew Beazley	250	228	18	4	.984	22	4	4	.500	0	0
Ryan McDonald	160	140	17	3	.981	1	25	6	.806	5	0
Derek Hackman	281	246	29	6	.979	3	37	13	.740	9	0
Carson Max	34	32	1	1	.971	1	0	0	---	0	0
Jamie Berg	30	28	1	1	.967	0	0	0	---	0	0
Avery Mellman	111	47	59	5	.955	15	0	0	---	0	0
Owen Bishop	39	32	5	2	.949	4	9	3	.750	0	0
Luke Ira	186	59	116	11	.941	23	0	0	---	0	0
Jess Bellows	54	41	9	4	.926	0	0	0	---	0	0
Garrett Stout	79	25	48	6	.924	7	0	0	---	0	0
Wyatt Andersen	12	5	6	1	.917	1	0	0	---	0	0
Jordan Sagedahl	61	18	32	11	.820	1	0	0	---	0	0
Cody Carlson	8	0	6	2	.750	0	4	2	.667	0	0
Jack Sullivan	3	0	2	1	.667	0	0	1	.000	0	0
Tyler Olmstead	2	0	1	1	.500	0	4	0	1.000	0	0
Logan Smith	0	0	0	0	.000	0	1	0	1.000	0	0
Clay Odenbach	0	0	0	0	.000	0	2	0	1.000	0	0
Totals	1509	1068	381	60	.960	30	62	20	.756	14	0
Opponents	1499	1117	341	41	.973	25	23	9	.719	12	1

The Automated ScoreBook
Conference statistics for South Dakota State (as of May 22, 2021)
(Summit games only Sorted by Batting avg)

Record: 9-19 Home: 6-6 Away: 3-13 Summit: 9-19

Player	avg	gp-gs	ab	r	h	2b	3b	hr	rbi	tb	slg%	bb	hp	so	gdp	ob%	sf	sh	sb-att	po	a	e	fld%	
Derek Hackman	.365	26-25	85	22	31	5	0	8	18	60	.706	17	1	19	3	.471	1	0	0-0	140	19	4	.975	
Luke Ira	.279	28-28	104	13	29	8	1	2	10	45	.433	10	2	25	0	.350	1	2	1-1	43	81	6	.954	
Jamie Berg	.265	19-15	49	8	13	3	0	0	2	16	.327	6	3	6	2	.379	0	1	0-2	21	1	1	.957	
Carson Max	.263	13-5	19	1	5	1	0	0	2	6	.316	3	1	9	0	.391	0	0	1-1	13	0	0	1.000	
Jess Bellows	.231	28-28	108	16	25	4	0	0	8	29	.269	10	7	26	0	.333	1	1	4-6	30	6	4	.900	
Colton Cox	.222	11-2	9	3	2	0	0	0	0	2	.222	1	0	6	0	.300	0	0	0-1	10	1	0	1.000	
Ryan McDonald	.220	28-25	82	16	18	2	1	4	8	34	.415	18	5	27	3	.387	1	0	0-0	90	12	3	.971	
Avery Mellman	.212	20-19	52	6	11	5	0	0	8	16	.308	8	4	20	1	.348	2	1	1-2	37	42	4	.952	
Reece Anderson	.211	15-6	19	1	4	0	0	0	2	4	.211	0	1	5	0	.238	1	1	0-0	17	0	0	1.000	
Landon Badger	.200	27-27	90	17	18	5	0	6	23	41	.456	15	3	25	1	.327	2	2	2-2	81	4	1	.988	
Drew Beazley	.184	26-25	87	7	16	7	0	0	10	23	.264	7	4	33	2	.276	0	0	1-1	146	10	3	.981	
Jordan Sagedahl	.152	24-15	46	2	7	1	0	1	9	11	.239	3	2	14	1	.226	2	1	0-0	11	20	7	.816	
Drake Frazier	.143	12-6	28	2	4	1	0	0	1	5	.179	1	0	8	0	.172	0	0	1-1	4	0	0	1.000	
Wyatt Andersen	.143	19-5	28	2	4	1	0	0	1	5	.179	4	0	4	0	.250	0	0	0-0	1	0	0	1.000	
Garrett Stout	.123	26-19	57	4	7	0	0	1	3	10	.175	3	0	19	0	.167	0	0	1-1	12	29	5	.891	
Owen Bishop	.000	2-2	6	0	0	0	0	0	1	0	.000	2	0	4	0	.250	0	0	1-1	20	4	2	.923	

Riley McSherry	.000	1-0	0	0	0	0	0	0	0	0	.000	0	0	0	0	.000	0	0	0-0	1	1	0	1.000	
Totals	.223	28	869	120	194	43	2	22	106	307	.353	108	33	250	13	.328	11	9	13-19	682	253	44	.955	
Opponents	.283	28	901	160	255	43	1	16	137	348	.386	115	26	221	18	.378	6	20	35-44	703	228	26	.973	

LOB - Team (207), Opp (226). DPs turned - Team (21), Opp (17). IBB - Team (3), Badger 2, Hackman 1, Opp (2).

(Summit games only Sorted by Earned run avg)

Player	era	w-l	app	gs	cg	sho	sv	ip	h	r	er	bb	so	2b	3b	hr	b/avg	wp	hp	bks	sfa	sha
Jordan Sagedahl	0.00	0-0	1	0	0	0/0	0	1.0	0	0	0	2	0	0	0	0	.000	0	0	0	0	0
Cody Carlson	3.20	1-2	7	7	0	0/0	0	39.1	47	21	14	14	32	6	0	0	.303	2	6	0	0	7
Drew Beazley	3.32	2-2	7	5	0	0/2	0	19.0	22	12	7	7	15	7	0	0	.301	1	1	0	1	3
Owen Bishop	3.97	1-3	7	6	1	0/0	0	34.0	32	18	15	8	27	5	1	1	.242	3	4	0	0	3
Brett Mogen	4.00	0-1	6	0	0	0/0	1	9.0	8	4	4	3	4	1	0	1	.235	0	0	0	0	1
Ryan Bourassa	4.79	0-2	9	2	0	0/2	2	20.2	21	13	11	12	34	5	0	3	.256	1	2	0	0	3
Eli Sundquist	5.27	3-2	8	0	0	0/0	0	13.2	12	9	8	12	18	1	0	2	.250	4	2	0	0	1
Adam Mazur	5.52	1-5	7	7	0	0/0	0	44.0	48	29	27	19	50	4	0	5	.277	7	1	1	3	1
Riley McSherry	7.71	0-0	11	0	0	0/0	0	9.1	10	8	8	8	9	2	0	1	.278	0	0	0	0	0
Nate Holliday	7.71	0-1	6	0	0	0/0	0	7.0	10	7	6	5	6	2	0	1	.313	3	1	0	1	0
Bret Barnett	7.98	0-1	7	1	0	0/0	1	14.2	20	15	13	11	19	5	0	0	.323	3	2	0	0	0
Clay Odenbach	8.53	0-0	6	0	0	0/0	0	6.1	7	6	6	4	1	1	0	1	.318	4	4	0	1	0
Jack Sullivan	10.38	0-0	7	0	0	0/0	0	4.1	9	7	5	4	1	2	0	1	.391	0	0	0	0	1
Tyler Olmstead	15.75	1-0	5	0	0	0/0	0	4.0	7	8	7	4	4	2	0	0	.333	3	3	1	0	0
Logan Smith	18.00	0-0	1	0	0	0/0	0	1.0	2	3	2	2	1	0	0	0	.400	0	0	0	0	0
Totals	5.27	9-19	28	28	1	2/2	4	227.1	255	160	133	115	221	43	1	16	.283	31	26	2	6	20
Opponents	4.11	19-9	28	28	2	4/2	8	234.1	194	120	107	108	250	43	2	22	.223	23	33	2	11	9

PB - Team (5), Hackman 3, McDonald 2, Opp (7). SBA/ATT - Hackman (18-23), McDonald (17-21), Sundquist (6-7), Bourassa (6-6), Bishop (5-5), Mazur (4-5), Beazley (2-5), Barnett (3-4), Olmstead (3-3), Carlson (2-3), McSherry (1-2), Odenbach (2-2), Holliday (0-1), Mogen (1-1).

The Automated ScoreBook
Conference statistics for South Dakota State (as of May 22, 2021)
(Summit games only Sorted by Fielding pct)

Player	c	po	a	e	fld%	dp	sba	csb	sba%	pb	ci
Reece Anderson	17	17	0	0	1.000	0	0	0	---	0	0
Carson Max	13	13	0	0	1.000	0	0	0	---	0	0
Colton Cox	11	10	1	0	1.000	0	0	0	---	0	0
Ryan Bourassa	5	1	4	0	1.000	0	6	0	1.000	0	0
Adam Mazur	5	1	4	0	1.000	1	4	1	.800	0	0
Drake Frazier	4	4	0	0	1.000	0	0	0	---	0	0
Brett Mogen	4	1	3	0	1.000	0	1	0	1.000	0	0
Bret Barnett	3	1	2	0	1.000	0	3	1	.750	0	0
Eli Sundquist	3	0	3	0	1.000	0	6	1	.857	0	0
Riley McSherry	2	1	1	0	1.000	0	1	1	.500	0	0
Nate Holliday	1	1	0	0	1.000	0	0	1	.000	0	0
Wyatt Andersen	1	1	0	0	1.000	0	0	0	---	0	0
Landon Badger	86	81	4	1	.988	0	0	0	---	0	0
Drew Beazley	159	146	10	3	.981	15	2	3	.400	0	0
Derek Hackman	163	140	19	4	.975	3	18	5	.783	3	0
Ryan McDonald	105	90	12	3	.971	1	17	4	.810	2	0
Jamie Berg	23	21	1	1	.957	0	0	0	---	0	0
Luke Ira	130	43	81	6	.954	16	0	0	---	0	0
Avery Mellman	83	37	42	4	.952	12	0	0	---	0	0
Owen Bishop	26	20	4	2	.923	3	5	0	1.000	0	0
Jess Bellows	40	30	6	4	.900	0	0	0	---	0	0
Garrett Stout	46	12	29	5	.891	5	0	0	---	0	0
Jordan Sagedahl	38	11	20	7	.816	1	0	0	---	0	0
Cody Carlson	6	0	4	2	.667	0	2	1	.667	0	0
Jack Sullivan	3	0	2	1	.667	0	0	0	---	0	0
Tyler Olmstead	2	0	1	1	.500	0	3	0	1.000	0	0
Logan Smith	0	0	0	0	.000	0	0	0	---	0	0
Clay Odenbach	0	0	0	0	.000	0	2	0	1.000	0	0
Totals	979	682	253	44	.955	21	35	9	.795	5	0
Opponents	957	703	228	26	.973	17	13	6	.684	7	0

The Automated ScoreBook
Overall Statistics for South Dakota State (as of May 24, 2021)
(All games vs Oral Roberts Sorted by Batting avg)

Record: 2-6 Home: 2-2 Away: 0-4 Summit: 2-6

Player	avg	gp-gs	ab	r	h	2b	3b	hr	rbi	tb	slg%	bb	hp	so	gdp	ob%	sf	sh	sb-att	po	a	e	fld%	
Colton Cox	.400	4-1	5	0	2	0	0	0	0	2	.400	1	0	3	0	.500	0	0	0-1	5	1	0	1.000	
Derek Hackman	.385	8-8	26	5	10	2	0	1	3	15	.577	3	0	2	1	.433	1	0	0-0	25	2	1	.964	
Jamie Berg	.333	6-6	15	2	5	1	0	0	0	6	.400	2	3	1	1	.500	0	0	0-0	13	0	0	1.000	
Reece Anderson	.250	3-1	4	0	1	0	0	0	0	1	.250	0	0	1	0	.250	0	0	0-0	4	0	0	1.000	
Luke Ira	.233	8-8	30	6	7	3	1	1	2	15	.500	1	0	9	0	.258	0	1	0-0	12	30	3	.933	
Ryan McDonald	.217	8-8	23	4	5	1	1	1	2	11	.478	7	1	10	0	.419	0	0	0-0	32	0	1	.970	
Drew Beazley	.217	7-7	23	3	5	1	0	0	2	6	.261	1	2	7	0	.308	0	0	0-0	45	3	0	1.000	
Landon Badger	.174	8-8	23	4	4	1	0	2	8	11	.478	5	1	9	1	.345	0	0	0-0	24	0	1	.960	
Jess Bellows	.129	8-8	31	3	4	0	0	0	3	4	.129	2	1	7	0	.200	1	0	0-0	8	1	1	.900	
Jordan Sagedahl	.091	7-4	11	0	1	0	0	0	0	1	.091	0	1	2	0	.167	0	1	0-0	1	4	3	.625	
Avery Mellman	.050	8-8	20	1	1	1	0	0	2	2	.100	3	2	10	1	.231	1	0	1-1	19	16	1	.972	
Garrett Stout	.000	7-4	12	0	0	0	0	0	0	0	.000	0	0	8	0	.000	0	0	0-0	1	8	3	.750	
Drake Frazier	.000	3-0	4	0	0	0	0	0	0	0	.000	0	0	2	0	.000	0	0	0-0	0	0	0	.000	
Carson Max	.000	3-1	3	0	0	0	0	0	0	0	.000	1	0	3	0	.250	0	0	0-0	1	0	0	1.000	
Wyatt Andersen	.000	3-0	3	0	0	0	0	0	0	0	.000	0	0	0	0	.000	0	0	0-0	0	0	0	.000	

Riley McSherry	.000	1-0	0	0	0	0	0	0	0	0	.000	0	0	0	0	.000	0	0	0-0	0	0	0	.000	
Totals	.193	8	233	28	45	10	2	5	22	74	.318	26	11	74	4	.300	3	2	1-2	191	71	16	.942	
Opponents	.318	8	261	52	83	16	0	4	47	111	.425	26	9	52	6	.393	4	8	7-8	197	57	6	.977	

LOB - Team (50), Opp (65). DPs turned - Team (7), Opp (5).

(All games vs Oral Roberts Sorted by Earned run avg)

Player	era	w-l	app	gs	cg	sho	sv	ip	h	r	er	bb	so	2b	3b	hr	b/avg	wp	hp	bks	sfa	sha
Ryan Bourassa	0.00	0-0	3	0	0	0/0	0	4.1	4	2	0	1	10	1	0	0	.222	1	1	0	0	1
Nate Holliday	0.00	0-0	1	0	0	0/0	0	1.0	0	0	0	1	1	0	0	0	.000	0	0	0	0	0
Owen Bishop	2.08	1-1	2	2	1	0/0	0	13.0	11	3	3	1	10	1	0	0	.224	0	1	0	0	1
Brett Mogen	2.45	0-1	3	0	0	0/0	1	3.2	2	1	1	2	0	0	0	0	.167	0	0	0	0	1
Cody Carlson	2.57	0-1	2	2	0	0/0	0	14.0	18	7	4	6	5	4	0	0	.340	1	1	0	0	4
Riley McSherry	6.00	0-0	2	0	0	0/0	0	3.0	3	2	2	0	1	1	0	1	.250	0	0	0	0	0
Eli Sundquist	6.75	1-0	2	0	0	0/0	0	2.2	4	2	2	1	3	1	0	1	.364	1	1	0	0	0
Adam Mazur	8.18	0-1	2	2	0	0/0	0	11.0	17	11	10	4	10	1	0	1	.370	4	0	1	2	0
Drew Beazley	9.00	0-1	2	2	0	0/0	0	4.0	8	6	4	4	5	4	0	0	.400	1	0	0	1	0
Bret Barnett	14.54	0-1	2	0	0	0/0	0	4.1	8	8	7	4	6	2	0	0	.364	0	1	0	0	0
Tyler Olmstead	18.00	0-0	1	0	0	0/0	0	1.0	2	2	2	0	0	0	0	0	.333	0	2	0	0	0
Clay Odenbach	33.75	0-0	1	0	0	0/0	0	1.1	4	5	5	1	1	1	0	1	.571	2	2	0	1	0
Jack Sullivan	81.00	0-0	1	0	0	0/0	0	0.1	2	3	3	1	0	0	0	0	1.000	0	0	0	0	1
Totals	6.08	2-6	8	8	1	0/0	1	63.2	83	52	43	26	52	16	0	4	.318	10	9	1	4	8
Opponents	3.29	6-2	8	8	1	2/1	3	65.2	45	28	24	26	74	10	2	5	.193	8	11	0	3	2

PB - Team (1), Hackman 1. SBA/ATT - Hackman (3-4), McDonald (4-4), Mazur (2-3), Bourassa (2-2), Barnett (1-1), Beazley (1-1), Mogen (1-1).

The Automated ScoreBook
Overall Statistics for South Dakota State (as of May 24, 2021)
(All games vs Oral Roberts Sorted by Fielding pct)

Player	c	po	a	e	fld%	dp	sba	csb	sba%	pb	ci
Drew Beazley	48	45	3	0	1.000	5	1	0	1.000	0	0
Jamie Berg	13	13	0	0	1.000	0	0	0	---	0	0
Colton Cox	6	5	1	0	1.000	0	0	0	---	0	0
Reece Anderson	4	4	0	0	1.000	0	0	0	---	0	0
Brett Mogen	2	1	1	0	1.000	0	1	0	1.000	0	0
Adam Mazur	1	0	1	0	1.000	0	2	1	.667	0	0
Jack Sullivan	1	0	1	0	1.000	0	0	0	---	0	0
Carson Max	1	1	0	0	1.000	0	0	0	---	0	0
Ryan Bourassa	1	0	1	0	1.000	0	2	0	1.000	0	0
Avery Mellman	36	19	16	1	.972	5	0	0	---	0	0
Ryan McDonald	33	32	0	1	.970	0	4	0	1.000	0	0
Derek Hackman	28	25	2	1	.964	1	3	1	.750	1	0
Landon Badger	25	24	0	1	.960	0	0	0	---	0	0
Luke Ira	45	12	30	3	.933	7	0	0	---	0	0
Jess Bellows	10	8	1	1	.900	0	0	0	---	0	0
Garrett Stout	12	1	8	3	.750	0	0	0	---	0	0
Cody Carlson	3	0	2	1	.667	0	0	0	---	0	0
Jordan Sagedahl	8	1	4	3	.625	0	0	0	---	0	0
Tyler Olmstead	1	0	0	1	.000	0	0	0	---	0	0
Wyatt Andersen	0	0	0	0	.000	0	0	0	---	0	0
Eli Sundquist	0	0	0	0	.000	0	0	0	---	0	0
Owen Bishop	0	0	0	0	.000	0	0	0	---	0	0
Nate Holliday	0	0	0	0	.000	0	0	0	---	0	0
Riley McSherry	0	0	0	0	.000	0	0	0	---	0	0
Drake Frazier	0	0	0	0	.000	0	0	0	---	0	0
Bret Barnett	0	0	0	0	.000	0	1	0	1.000	0	0
Clay Odenbach	0	0	0	0	.000	0	0	0	---	0	0
Totals	278	191	71	16	.942	7	7	1	.875	1	0
Opponents	260	197	57	6	.977	5	1	1	.500	0	0

The Automated ScoreBook
Overall Statistics for South Dakota State (as of May 24, 2021)
(All games vs North Dakota State Sorted by Batting avg)

Record: 3-5 Home: 2-2 Away: 1-3 Summit: 3-5

Player	avg	gp-gs	ab	r	h	2b	3b	hr	rbi	tb	slg%	bb	hp	so	gdp	ob%	sf	sh	sb-att	po	a	e	fld%
Derek Hackman	.478	7-6	23	7	11	2	0	3	5	22	.957	5	0	3	1	.571	0	0	0-0	49	5	1	.982
Avery Mellman	.333	8-8	24	4	8	3	0	0	5	11	.458	5	2	8	0	.484	0	1	0-1	13	19	2	.941
Carson Max	.333	4-1	3	1	1	0	0	0	0	1	.333	1	1	2	0	.600	0	0	0-0	3	0	0	1.000
Ryan McDonald	.300	8-8	30	7	9	1	0	1	2	13	.433	4	1	10	2	.400	0	0	0-0	21	7	0	1.000
Jess Bellows	.281	8-8	32	5	9	0	0	0	3	9	.281	3	2	3	0	.378	0	1	3-3	11	0	0	1.000
Luke Ira	.281	8-8	32	3	9	0	0	1	3	12	.375	4	1	6	0	.378	0	0	1-1	12	22	2	.944
Jamie Berg	.278	6-5	18	4	5	0	0	0	1	5	.278	4	0	3	0	.409	0	0	0-1	5	1	1	.857
Reece Anderson	.273	5-3	11	1	3	0	0	0	2	3	.273	0	1	4	0	.308	1	1	0-0	9	0	0	1.000
Garrett Stout	.250	7-4	8	2	2	0	0	0	0	2	.250	1	0	4	0	.333	0	0	0-0	1	2	0	1.000
Wyatt Andersen	.222	6-2	9	1	2	0	0	0	1	2	.222	1	0	2	0	.300	0	0	0-0	1	0	0	1.000
Landon Badger	.219	8-8	32	5	7	0	0	4	11	19	.594	3	0	7	0	.278	1	1	0-0	36	2	0	1.000
Jordan Sagedahl	.214	7-4	14	1	3	1	0	0	5	4	.286	1	0	5	0	.250	1	0	0-0	3	5	1	.889
Drew Beazley	.136	7-6	22	1	3	1	0	0	2	4	.182	0	2	9	2	.208	0	0	0-0	33	1	2	.944
Colton Cox	.000	3-1	3	1	0	0	0	0	0	0	.000	0	0	3	0	.000	0	0	0-0	3	0	0	1.000
Drake Frazier	.000	2-0	3	0	0	0	0	0	0	0	.000	0	0	2	0	.000	0	0	0-0	0	0	0	.000
Totals	.273	8	264	43	72	8	0	9	40	107	.405	32	10	71	5	.369	3	4	4-6	201	71	12	.958
Opponents	.282	8	266	44	75	11	0	6	35	104	.391	37	8	70	3	.385	1	3	10-14	205	73	4	.986

LOB - Team (65), Opp (70). DPs turned - Team (5), Opp (7). IBB - Team (2), Badger 2.

(All games vs North Dakota State Sorted by Earned run avg)

Player	era	w-l	app	gs	cg	sho	sv	ip	h	r	er	bb	so	2b	3b	hr	b/avg	wp	hp	bks	sfa	sha
Brett Mogen	0.00	0-0	2	0	0	0/0	0	4.0	4	0	0	0	2	1	0	0	.250	0	0	0	0	0
Jack Sullivan	0.00	0-0	2	0	0	0/0	0	1.1	2	2	0	1	0	1	0	0	.250	0	0	0	0	0
Jordan Sagedahl	0.00	0-0	1	0	0	0/0	0	1.0	0	0	0	2	0	0	0	0	.000	0	0	0	0	0
Clay Odenbach	0.00	0-0	1	0	0	0/0	0	0.2	0	0	0	1	0	0	0	0	.000	2	0	0	0	0
Drew Beazley	0.90	1-0	2	2	0	0/1	0	10.0	6	2	1	1	7	0	0	0	.188	0	1	0	0	2
Cody Carlson	1.80	1-0	2	2	0	0/0	0	10.0	16	4	2	1	9	2	0	0	.348	1	2	0	0	0
Ryan Bourassa	3.18	0-0	3	0	0	0/1	1	5.2	4	2	2	2	10	0	0	1	.200	0	1	0	0	0
Bret Barnett	5.06	0-0	2	1	0	0/0	0	5.1	7	3	3	1	6	2	0	0	.333	0	1	0	0	0
Nate Holliday	6.00	0-1	3	0	0	0/0	0	3.0	4	2	2	1	1	0	0	0	.308	0	1	0	1	0
Adam Mazur	6.17	0-2	2	2	0	0/0	0	11.2	16	8	8	6	16	2	0	3	.327	3	0	0	0	0
Eli Sundquist	8.44	1-1	3	0	0	0/0	0	5.1	4	5	5	7	7	0	0	1	.222	0	1	0	0	1
Riley McSherry	10.12	0-0	4	0	0	0/0	0	2.2	2	3	3	5	3	0	0	0	.250	0	0	0	0	0
Owen Bishop	13.50	0-1	2	1	0	0/0	0	4.0	6	6	6	5	5	2	0	1	.333	0	0	0	0	0
Logan Smith	18.00	0-0	1	0	0	0/0	0	1.0	2	3	2	2	1	0	0	0	.400	0	0	0	0	0
Tyler Olmstead	20.25	0-0	2	0	0	0/0	0	1.1	2	4	3	2	3	1	0	0	.286	2	1	0	0	0
Totals	4.97	3-5	8	8	0	1/1	1	67.0	75	44	37	37	70	11	0	6	.282	8	8	0	1	3
Opponents	5.27	5-3	8	8	0	1/1	4	68.1	72	43	40	32	71	8	0	9	.273	6	10	1	3	4

PB - Team (3), McDonald 2, Hackman 1, Opp (3). SBA/ATT - Hackman (5-7), McDonald (5-7), Sundquist (3-3), Beazley (0-2), Olmstead (2-2), Odenbach (2-2), McSherry (1-2), Bishop (1-1), Mazur (1-1), Barnett (0-1).

The Automated ScoreBook
Overall Statistics for South Dakota State (as of May 24, 2021)
(All games vs North Dakota State Sorted by Fielding pct)

Player	c	po	a	e	fld%	dp	sba	csb	sba%	pb	ci
Landon Badger	38	36	2	0	1.000	0	0	0	---	0	0
Ryan McDonald	28	21	7	0	1.000	0	5	2	.714	2	0
Jess Bellows	11	11	0	0	1.000	0	0	0	---	0	0
Reece Anderson	9	9	0	0	1.000	0	0	0	---	0	0
Garrett Stout	3	1	2	0	1.000	0	0	0	---	0	0
Colton Cox	3	3	0	0	1.000	0	0	0	---	0	0
Carson Max	3	3	0	0	1.000	0	0	0	---	0	0
Brett Mogen	2	0	2	0	1.000	0	0	0	---	0	0
Eli Sundquist	2	0	2	0	1.000	0	3	0	1.000	0	0
Bret Barnett	2	1	1	0	1.000	0	0	1	.000	0	0
Tyler Olmstead	1	0	1	0	1.000	0	2	0	1.000	0	0
Wyatt Andersen	1	1	0	0	1.000	0	0	0	---	0	0
Derek Hackman	55	49	5	1	.982	1	5	2	.714	1	0
Drew Beazley	36	33	1	2	.944	4	0	2	.000	0	0
Luke Ira	36	12	22	2	.944	3	0	0	---	0	0
Avery Mellman	34	13	19	2	.941	5	0	0	---	0	0
Jordan Sagedahl	9	3	5	1	.889	0	0	0	---	0	0
Jamie Berg	7	5	1	1	.857	0	0	0	---	0	0
Jack Sullivan	2	0	1	1	.500	0	0	0	---	0	0
Cody Carlson	1	0	0	1	.000	0	0	0	---	0	0
Owen Bishop	1	0	0	1	.000	0	1	0	1.000	0	0
Drake Frazier	0	0	0	0	.000	0	0	0	---	0	0
Adam Mazur	0	0	0	0	.000	0	1	0	1.000	0	0
Ryan Bourassa	0	0	0	0	.000	0	0	0	---	0	0
Nate Holliday	0	0	0	0	.000	0	0	0	---	0	0
Clay Odenbach	0	0	0	0	.000	0	2	0	1.000	0	0
Riley McSherry	0	0	0	0	.000	0	1	1	.500	0	0
Logan Smith	0	0	0	0	.000	0	0	0	---	0	0
Totals	284	201	71	12	.958	5	10	4	.714	3	0
Opponents	282	205	73	4	.986	7	4	2	.667	3	0

The Automated ScoreBook
Overall Statistics for South Dakota State (as of May 24, 2021)
(All games vs Omaha Sorted by Batting avg)

Record: 3-5 Home: 2-2 Away: 1-3 Summit: 3-5

Player	avg gp-gs		ab	r	h	2b	3b	hr	rbi	tb	slg%	bb	hp	so	gdp	ob%	sf	sh	sb-att	po	a	e	fld%	
Luke Ira	.385	8-8	26	2	10	4	0	0	3	14	.538	4	1	8	0	.469	1	1	0-0	16	24	1	.976	
Derek Hackman	.333	7-7	24	6	8	1	0	3	8	18	.750	5	0	6	1	.448	0	0	0-0	46	7	1	.981	
Carson Max	.308	6-3	13	0	4	1	0	0	2	5	.385	1	0	4	0	.357	0	0	1-1	9	0	0	1.000	
Jess Bellows	.286	8-8	28	6	8	3	0	0	2	11	.393	4	2	8	0	.412	0	0	1-2	5	5	3	.769	
Avery Mellman	.250	4-3	8	1	2	1	0	0	1	3	.375	0	0	2	0	.222	1	0	0-0	5	7	1	.923	
Landon Badger	.179	8-8	28	4	5	2	0	0	3	7	.250	3	1	8	0	.273	1	0	2-2	8	1	0	1.000	
Drew Beazley	.148	8-8	27	2	4	4	0	0	2	8	.296	4	0	12	0	.258	0	0	1-1	40	3	1	.977	
Ryan McDonald	.143	8-6	21	3	3	0	0	1	2	6	.286	4	0	7	1	.269	1	0	0-0	31	4	2	.946	
Jamie Berg	.111	5-2	9	1	1	0	0	0	1	1	.111	0	0	2	1	.111	0	0	0-1	0	0	0	.000	
Wyatt Andersen	.100	6-2	10	1	1	0	0	0	0	1	.100	2	0	0	0	.250	0	0	0-0	0	0	0	.000	
Garrett Stout	.095	8-7	21	2	2	0	0	1	2	5	.238	2	0	6	0	.174	0	0	0-0	6	10	2	.889	
Drake Frazier	.000	4-4	12	1	0	0	0	0	0	0	.000	1	0	4	0	.077	0	0	0-0	0	0	0	.000	
Owen Bishop	.000	2-2	6	0	0	0	0	0	1	0	.000	2	0	4	0	.250	0	0	1-1	18	3	1	.955	
Jordan Sagedahl	.000	6-3	6	0	0	0	0	0	1	0	.000	2	1	5	0	.300	1	0	0-0	3	8	2	.846	
Reece Anderson	.000	4-1	2	0	0	0	0	0	0	0	.000	0	0	0	0	.000	0	0	0-0	4	0	0	1.000	

Colton Cox	.000	3-0	0	2	0	0	0	0	0	0	.000	0	0	0	0	.000	0	0	0-0	0	0	0	.000	
Totals	.199	8	241	31	48	16	0	5	28	79	.328	34	5	76	3	.305	5	1	6-8	195	81	14	.952	
Opponents	.283	8	258	46	73	13	0	5	42	101	.391	37	7	70	9	.386	1	5	12-15	199	63	11	.960	

LOB - Team (56), Opp (67). DP's turned - Team (9), Opp (4). IBB - Team (1), Hackman 1, Opp (1).

(All games vs Omaha Sorted by Earned run avg)

Player	era	w-l	app	gs	cg	sho	sv	ip	h	r	er	bb	so	2b	3b	hr	b/avg	wp	hp	bks	sfa	sha
Eli Sundquist	0.00	1-0	2	0	0	0/0	0	3.1	2	0	0	2	5	0	0	0	.200	1	0	0	0	0
Bret Barnett	1.93	0-0	2	0	0	0/0	1	4.2	4	1	1	3	6	1	0	0	.235	0	0	0	0	0
Drew Beazley	2.08	1-0	2	1	0	0/1	0	4.1	6	3	1	1	3	2	0	0	.333	0	0	0	0	0
Clay Odenbach	2.70	0-0	3	0	0	0/0	0	3.1	3	1	1	1	0	0	0	0	.300	0	2	0	0	0
Owen Bishop	3.48	0-1	2	2	0	0/0	0	10.1	10	7	4	2	6	2	0	0	.244	3	2	0	0	1
Adam Mazur	4.40	0-2	2	2	0	0/0	0	14.1	12	7	7	5	18	1	0	1	.231	0	0	0	1	1
Cody Carlson	5.59	0-1	2	2	0	0/0	0	9.2	8	8	6	6	12	0	0	0	.222	0	3	0	0	2
Ryan Bourassa	6.00	0-1	2	1	0	0/1	1	6.0	8	4	4	7	8	3	0	1	.308	0	0	0	0	1
Tyler Olmstead	10.80	1-0	2	0	0	0/0	0	1.2	3	2	2	2	1	1	0	0	.375	1	0	1	0	0
Riley McSherry	11.57	0-0	3	0	0	0/0	0	2.1	5	3	3	3	4	1	0	0	.417	0	0	0	0	0
Nate Holliday	12.00	0-0	2	0	0	0/0	0	3.0	6	5	4	3	4	2	0	1	.375	3	0	0	0	0
Brett Mogen	20.25	0-0	1	0	0	0/0	0	1.1	2	3	3	1	2	0	0	1	.333	0	0	0	0	0
Jack Sullivan	27.00	0-0	2	0	0	0/0	0	0.2	4	2	2	1	1	0	0	1	.667	0	0	0	0	0
Totals	5.26	3-5	8	8	0	1/1	2	65.0	73	46	38	37	70	13	0	5	.283	8	7	1	1	5
Opponents	3.80	5-3	8	8	0	0/0	1	66.1	48	31	28	34	76	16	0	5	.199	4	5	0	5	1

SBA/ATT - McDonald (6-8), Hackman (6-7), Bishop (3-3), Bourassa (2-2), Beazley (1-2), Carlson (2-2), Sundquist (1-2), Mazur (1-1), Barnett (1-1), Olmstead (1-1), Holliday (0-1).

The Automated ScoreBook
Overall Statistics for South Dakota State (as of May 24, 2021)
(All games vs Omaha Sorted by Fielding pct)

Player	c	po	a	e	fld%	dp	sba	csb	sba%	pb	ci
Landon Badger	9	8	1	0	1.000	0	0	0	---	0	0
Carson Max	9	9	0	0	1.000	0	0	0	---	0	0
Reece Anderson	4	4	0	0	1.000	0	0	0	---	0	0
Adam Mazur	4	1	3	0	1.000	1	1	0	1.000	0	0
Ryan Bourassa	3	1	2	0	1.000	0	2	0	1.000	0	0
Riley McSherry	2	1	1	0	1.000	0	0	0	---	0	0
Nate Holliday	1	1	0	0	1.000	0	0	1	.000	0	0
Eli Sundquist	1	0	1	0	1.000	0	1	1	.500	0	0
Bret Barnett	1	0	1	0	1.000	0	1	0	1.000	0	0
Cody Carlson	1	0	1	0	1.000	0	2	0	1.000	0	0
Derek Hackman	54	46	7	1	.981	1	6	1	.857	0	0
Drew Beazley	44	40	3	1	.977	6	1	1	.500	0	0
Luke Ira	41	16	24	1	.976	6	0	0	---	0	0
Owen Bishop	22	18	3	1	.955	3	3	0	1.000	0	0
Ryan McDonald	37	31	4	2	.946	1	6	2	.750	0	0
Avery Mellman	13	5	7	1	.923	2	0	0	---	0	0
Garrett Stout	18	6	10	2	.889	5	0	0	---	0	0
Jordan Sagedahl	13	3	8	2	.846	1	0	0	---	0	0
Jess Bellows	13	5	5	3	.769	0	0	0	---	0	0
Wyatt Andersen	0	0	0	0	.000	0	0	0	---	0	0
Jack Sullivan	0	0	0	0	.000	0	0	0	---	0	0
Clay Odenbach	0	0	0	0	.000	0	0	0	---	0	0
Brett Mogen	0	0	0	0	.000	0	0	0	---	0	0
Colton Cox	0	0	0	0	.000	0	0	0	---	0	0
Drake Frazier	0	0	0	0	.000	0	0	0	---	0	0
Tyler Olmstead	0	0	0	0	.000	0	1	0	1.000	0	0
Jamie Berg	0	0	0	0	.000	0	0	0	---	0	0
Totals	290	195	81	14	.952	9	12	3	.800	0	0
Opponents	273	199	63	11	.960	4	6	2	.750	0	0

RECORD BOOK

GAMES PLAYED

CAREER

1.	218	Eric Cain	2009-12
2.	216	Billy Stitz	2008-11
3.	215	Paul Jacobson	2013-16
4.	207	Nick Adams	2005-08
5.	201	Matt Johnson	2014-17
6.	199	Tyson Fisher	2005-08
7.	198	Doug Sehr	1991-94
8.	197	Korby Mintken	2005-08
9.	196	Newt Johnson	2015-18
10.	193	Pat Schmidt	1992-95
	193	Greg Geary	2002-05

BATTING AVERAGE

SEASON

(minimum of 100 at bats)

1.	.449	Cole Irish	1996
2.	.443	Frank Cutler	1982
3.	.437	Dave Wilner	1988
4.	.431	Tim Johnson	1986
5.	.423	Matt Hanson	2002
6.	.418	Dave Manke	1974
7.	.417	Larry Heffley	1985
8.	.416	Terry Van Engelenhoven	1993
	.416	Billy McMacken	1989
	.416	Dean Krogman	1971

AT-BATS

SEASON

1.	283	Billy Stitz	2010
2.	253	Joel Blake	2010
3.	251	Eric Cain	2010
4.	244	Billy Stitz	2011
5.	228	Joel Blake	2009
	228	John Lee	2010
	228	Paul Jacobson	2016
8.	225	Paul Jacobson	2015
	225	Gus Steiger	2019
10.	223	Jesse Sawyer	2010
	223	Scott Splett	2014

CAREER

1.	914	Billy Stitz	2008-11
2.	820	Eric Cain	2009-12
3.	779	Nick Adams	2005-08
4.	750	Paul Jacobson	2013-16
5.	722	Tyson Fisher	2005-08
6.	715	Matt Johnson	2014-17
7.	705	Korby Mintken	2005-08
8.	703	Joel Blake	2009-11
9.	692	Greg Geary	2002-05
10.	682	Newt Johnson	2015-18

HITS

SEASON

1.	111	Billy Stitz	2010
2.	99	Joel Blake	2010
3.	97	Eric Cain	2010
4.	91	John Lee	2010
5.	83	Joel Blake	2011
6.	80	Joel Blake	2009

80	Tony Martin	2009
80	Jesse Sawyer	2010
77	Matt Hanson	2002
77	Billy Stitz	2011

CAREER

1.	311	Billy Stitz	2008-11
2.	272	Eric Cain	2009-12
3.	262	Joel Blake	2009-11
4.	256	Greg Geary	2002-05
5.	244	Nick Adams	2005-08
6.	233	Tyson Fisher	2005-08
7.	224	Cole Irish	1993-96
8.	223	Billy McMacken	1987-90
9.	221	Korby Mintken	2005-08
10.	216	Doug Sehr	1991-94

RUNS SCORED

SEASON

1.	75	Billy Stitz	2010
2.	74	John Lee	2010
3.	72	Jesse Sawyer	2010
4.	63	Cole Irish	1996
	63	Joel Blake	2010
6.	61	Joe Hardin	1993
	61	Jesse Sawyer	2009
	61	Eric Cain	2010
9.	59	Doug Sehr	1994
10.	58	Korby Mintken	2007

CAREER

1.	189	Billy Stitz	2008-11
2.	173	Korby Mintken	2005-08
3.	172	Cole Irish	1993-96
4.	170	Tyson Fisher	2005-08
5.	168	Jesse Sawyer	2009-11
6.	163	Billy McMacken	1987-90
7.	162	Joel Blake	2009-11
8.	160	Ryan Krogman	1991-94
	160	Doug Sehr	1991-94
10.	158	Eric Cain	2009-12

RUNS BATTED IN

SEASON

1.	83	Eric Cain	2010
2.	73	Jesse Sawyer	2010
3.	67	Billy Stitz	2010
4.	66	Joel Blake	2010
5.	63	Cole Irish	1996
6.	61	John Lee	2010
7.	60	Billy McMacken	1990
8.	58	Jesse Sawyer	2009
9.	57	Kerry Jacobson	2002
	57	Stephen Turner	2009

CAREER

1.	192	Billy McMacken	1987-90
2.	187	Greg Geary	2002-05
3.	179	Eric Cain	2009-12
4.	176	Chris Studer	1999-2002
5.	173	Jesse Sawyer	2009-11
6.	169	Billy Stitz	2008-11
7.	162	Pat Schmidt	1992-95
	162	Doug Sehr	1991-94

9.	156	Nick Adams	2005-08
10.	154	Ryan Krogman	1991-94

DOUBLES

SEASON

1.	33	Joel Blake	2010
2.	26	Billy Stitz	2010
3.	21	Joel Blake	2009
	21	John Lee	2010
5.	20	Craig Parry	2008
6.	18	Billy McMacken	1990
	18	Russ Langer	2000
	18	Greg Geary	2004
	18	Jesse Sawyer	2009
10.	17	Jesse Sawyer	2010

CAREER

1.	70	Joel Blake	2009-11
2.	62	Billy Stitz	2008-11
3.	54	Greg Geary	2002-05
4.	50	Russ Langer	1998-2001
	50	Matt Johnson	2014-17
6.	49	Billy McMacken	1987-90
7.	48	Chris Studer	1999-2002
	48	Paul Jacobson	2013-16
9.	46	Doug Sehr	1991-94
10.	44	Josh Guse	1997-2000
	44	Jesse Sawyer	2009-11



BILLY STITZ ended his career as the Jackrabbits' career leader in hits (311), games played (216), at-bats (914), total bases (462) and runs scored (189). During his junior season in 2010, Stitz established new single-season records for hits, at-bats, runs scored and total bases.

2021 Jackrabbit Baseball

RECORD BOOK

TRIPLES

SEASON		
1.	7	Galen Carver1981
	7	Dave Williams1989
	7	Korby Mintken2006
	7	Nick Adams2006
	7	Korby Mintken2007
	7	Korby Mintken2008
	7	Billy Stitz2011
8.	6	Ken Brooks1990
	6	Steve Knutson1994
	6	Cal Lewis2006
	6	Eric Cain2012

CAREER		
1.	21	Korby Mintken2005-08
2.	16	Billy Stitz2008-11
3.	11	Dave Lane1983-86
	11	Galen Carver1978-81
	11	Eric Cain2009-12
6.	10	Nick Adams2005-08
	10	Tyson Fisher2005-08
8.	9	Cole Irish1993-96
	9	Steve Knutson1993-97
	9	Pat Schmidt1992-95
	9	Cal Lewis2006-07


HOME RUNS

SEASON		
1.	19	Jesse Sawyer2009
	19	Jesse Sawyer2010
3.	17	Terry VanEngelenhoven1993
4.	16	Billy McMacken1990
	16	Kerry Jacobson2002
	16	Cal Lewis2007
	16	Eric Cain2010
8.	15	Jon Crow1992
	15	Chris Studer2002
10.	13	Tim Johnson1987
	13	Tracy Langer1992
	13	Chris Studer2001
	13	Joel Blake2009

CAREER		
1.	50	Jesse Sawyer2009-11
2.	43	Greg Geary2002-05
3.	42	Billy McMacken1987-90
4.	37	Chris Studer1999-2002
5.	33	Jon Crow1989-92
6.	32	Russ Langer1998-2001
7.	31	Tim Johnson1984-87
	31	Kerry Jacobson2000-02
9.	29	Ryan Hansen2001-04
10.	28	Galen Carver1978-81

TOTAL BASES

SEASON		
1.	163	Billy Stitz2010
2.	159	Eric Cain2010
4.	156	Joel Blake2010
	156	Jesse Sawyer2010
5.	148	Jesse Sawyer2009



GREG GEARY set SDSU career records with 54 doubles, 43 home runs, 439 total bases and 1,346 putouts during his career from 2002-05.

6.	143	John Lee2010
7.	140	Joel Blake2009
8.	127	Billy McMacken1990
	127	Terry VanEngelenhoven1993
10.	126	Craig Parry2008

CAREER		
1.	462	Billy Stitz2008-11
2.	439	Greg Geary2002-05
3.	408	Billy McMacken1987-90
4.	404	Jesse Sawyer2009-11
5.	398	Joel Blake2009-11
6.	396	Eric Cain2009-12
7.	376	Chris Studer1999-2002
8.	368	Tyson Fisher2005-08
9.	348	Russ Langer1998-2001
	348	Korby Mintken2005-08

SLUGGING PERCENTAGE

SEASON		
1.	.713	Billy McMacken1987-90
2.	.696	Terry Van Engelenhoven....1991-94
3.	.679	Kerry Jacobson2000-02
4.	.661	Jon Crow1989-92
	.661	Chris Studer1999-2002
6.	.653	Dean Krogman1970-72
7.	.647	Larry Heffley1984-85
8.	.634	Greg Geary2002-05
9.	.631	Tim Johnson1984-87
10.	.630	Jesse Sawyer2009-11

BASES ON BALLS

SEASON		
1.	50	Jesse Sawyer2010
2.	44	Tony Kjolsing2018
	44	Nick Smith2019
4.	43	Luke Ringhofer2016

5.	40	Kurt Augustin1986
6.	38	Joe Hardin1993
	38	Zach Coppola2015
8.	37	Eric Cain2012
	37	Luke Ringhofer2017
	37	Newt Johnson2018

CAREER

1.	123	Dave Lane1983-86
2.	116	Eric Cain2009-12
3.	114	Luke Ringhofer2015-17
4.	109	Nick Smith2016-19
5.	107	Zach Briggs2009-12
6.	103	Jesse Sawyer2008-11
7.	101	Kurt Augustin1985-87
8.	100	Ryan Krogman1991-94
9.	99	Newt Johnson2015-18
10.	96	Matt Johnson2014-17

STOLEN BASES

SEASON		
1.	39	Zach Coppola2015
2.	26	Darrell Bren1988
3.	25	Dave Lane1985
	25	Cole Irish1995
5.	23	Dave Lane1986
6.	22	Dave Wilner1988
7.	21	Joe Hardin1993
8.	20	Ken Brooks1990
	20	Dave Wilner1986
	20	Paul Jacobson2016

CAREER		
1.	75	Dave Lane1983-86
2.	62	Zach Coppola2013-15
3.	60	Cole Irish1993-96
4.	57	Dave Wilner1986-88
5.	46	Korby Mintken2005-08
6.	44	Darrell Bren1988-89
	44	Jon Crow1989-92
	44	Paul Jacobson2013-16
9.	40	Nick Adams2005-08
10.	39	Brian Scherschligt1995-98

SACRIFICE FLIES

CAREER		
1.	14	Pat Schmidt1992-95
	14	Tyson Fisher2005-08
	14	Eric Cain2009-12
	14	Paul Jacobson2013-16
5.	13	Matt Johnson2014-17
6.	12	Doug Sehr1991-94
	12	Rick Weber1984-87
	12	Billy Stitz2008-11
	12	Newt Johnson2015-18
10.	11	Six different players

RECORD BOOK

SACRIFICE HITS

CAREER

1.	34Tim Hanigan.....	2005-08
2.	30Rich Schmidt.....	1990-93
3.	28Eric Danforth.....	2012-15
4.	25Zach Coppola.....	2013-15
5.	24Nick Adams.....	2005-08
6.	22Korby Mintken.....	2005-08
7.	20Micky Sehr.....	1994-97
	20Cody Sharrow.....	2013-16
9.	19Adam Gregg.....	1998-2001
10.	17Noah Hummel.....	1999-2002
	17Billy Stitz.....	2008-11

HIT BY PITCHES

SEASON

1.	18Jesse Sawyer.....	2010
2.	16Jeff Eckerle.....	1996
	16Zach Briggs.....	2010
4.	14Chris Studer.....	2001
	14John Lee.....	2009
6.	13Tyson Fisher.....	2005
	13Tim Hanigan.....	2005
	13Pat Farrell.....	2005
	13Jesse Sawyer.....	2011
	13Newt Johnson.....	2018

CAREER

1.	42Jesse Sawyer.....	2009-11
2.	41Tyson Fisher.....	2005-08
3.	39Tim Hanigan.....	2005-08
4.	37Brian Scherschligt.....	1995-98
	37Newt Johnson.....	2015-18
6.	36Jeff Eckerle.....	1994-97
7.	35Chris Studer.....	1999-2002
	35Zach Briggs.....	2009-12
9.	31Anthony Schneider.....	2015-18
10.	26Matt Hanson.....	2000-02
	26John Lee.....	2009-10

PUTOUTS


CAREER

1.	1,346Greg Geary.....	2002-05
2.	1,288Aaron Machbitz.....	2011-14
3.	1,285Matt Johnson.....	2014-17
4.	1,267Tyson Fisher.....	2005-08
5.	1,213Chet Meyer.....	1987-90
6.	908Joel Blake.....	2009-11
7.	827Tony Martin.....	2006-09
8.	814Ryan Krogman.....	1991-94
9.	798Zach Briggs.....	2009-12
10.	753Luke Ringhofer.....	2015-17

ASSISTS

CAREER

1.	556Eric Cain.....	2009-2012
2.	380Pat Schmidt.....	1992-95
3.	379Andrew Melton.....	2010-13
4.	353Jesse Sawyer.....	2009-11
5.	352Doug Sehr.....	1991-94
	352Cody Sharrow.....	2013-16
7.	344Chris Brown.....	1994-97
8.	342Tony Kjolsing.....	2015-18



BILLY McMACKEN is the only SDSU player to earn multiple All-America awards, earning the honor each of his last three seasons (1988-90).

Not only did McMacken put up impressive offensive numbers, he also compiled a 19-11 career pitching record for the Jackrabbits.

9.	333Al Robbins.....	2013-15
10.	317Dave Lane.....	1983-86

WINS

SEASON

1.	11Trevor Schulte.....	1994
2.	10Trevor Schulte.....	1993
3.	9John Semar.....	1994
	9Trevor Vermeulen.....	2010
5.	8Matt Magers.....	1996
	8Chad Coley.....	1993
	8Mark Hofer.....	1984
	8Tim Sweeney.....	1973
	8Matt Bowman.....	2007
	8Alex Oberle.....	2010
	8Stephen Bougher.....	2013
	8Chad Hodges.....	2014
	8Chris Anderson.....	2015
	8Adam Bray.....	2015

CAREER

1.	26Trevor Schulte.....	1991-94
2.	23Adam Bray.....	2012-15
3.	22Stephen Bougher.....	2010-13
4.	21Matt Magers.....	1995-97
	21Chad Coley.....	1990-93
6.	20Jon Maras.....	1989-92
	20Bob Reeves.....	1984-87
	20Caleb Thielbar.....	2006-09
9.	19Billy McMacken.....	1987-90
10.	18Timm Gronseth.....	1985-89
	18Ryan Froom.....	2014-19

APPEARANCES

SEASON

1.	35Trevor Vermeulen.....	2010
2.	28Gary Olechoski.....	2006
	28Trevor Vermeulen.....	2011
4.	26J.D. Moore.....	2013
5.	25John Semar.....	1993
	25Chad Coley.....	1991
7.	24J.D. Moore.....	2014
8.	23Matt Baerlocher.....	2008
	23Alex Oberle.....	2010
	23Derek Feige.....	2017
	23Quinn Reimers.....	2017

CAREER

1.	89Trevor Vermeulen.....	2008-11
2.	86J.D. Moore.....	2012-15
3.	71Gary Olechoski.....	2003-06
	71 Brett Mogen	2017-present
4.	70Chad Coley.....	1990-93
6.	66Shane Kraemer.....	2010-13
	66Andrew Clemen.....	2013-16
8.	65Isaac Johnson.....	2006-09
	65Austin Busse.....	2009-12
	65Talon Jumper.....	2012-15

INNINGS PITCHED

SEASON

1.	104.2Matt Bowman.....	2007
2.	103.0Adam Bray.....	2014
3.	95.1 Tyler Olmstead	2019
4.	91.1Layne Somsen.....	2013
	91.1Adam Bray.....	2015
6.	88.2Andrew Clemen.....	2016
7.	88.0Stephen Bougher.....	2013
8.	87.2Caleb Thielbar.....	2009
9.	85.1Trevor Schulte.....	1994
10.	84.0Alex Oberle/Blake Treinen.....	2011

CAREER

1.	326.2Adam Bray.....	2012-15
2.	299.1Stephen Bougher.....	2010-13
3.	274.0Caleb Thielbar.....	2006-09
4.	270.2Ryan Froom.....	2014-19
5.	218.1Trevor Schulte.....	1991-94
6.	215.0Layne Somsen.....	2009-13
7.	210.2Billy McMacken.....	1987-90
8.	210.1Tim Sweeney.....	1972-75
9.	201.2Chad Coley.....	1990-93
10.	196.0Jon Maras.....	1989-92

STRIKEOUTS

SEASON

1.	100Trevor Schulte.....	1994
	100Caleb Thielbar.....	2009
3.	95Adam Bray.....	2014
4.	92 Tyler Olmstead	2019
5.	91Layne Somsen.....	2013
6.	84Peter Torgerson.....	1989
	84Blake Treinen.....	2011
8.	83 Nic McCay	2019
9.	82Blake Treinen.....	2010
10.	80Adam Bray.....	2015

RECORD BOOK

STRIKEOUTS

CAREER

1.	264.....Adam Bray.....	2012-15
2.	226.....Trevor Schulte.....	1991-94
3.	196.....Caleb Thielbar.....	2006-09
4.	191.....Stephen Bougher.....	2010-13
5.	180.....Layne Somsen.....	2009-13
6.	178.....Tyler Olmstead.....	2017-present
7.	176.....Ryan Froom.....	2014-19
8.	175.....Jon Maras.....	1989-92
9.	166.....Blake Treinen.....	2010-11
10.	163.....Steve Mousel.....	1971-75

EARNED RUN AVERAGE

SEASON

(minimum 30 innings pitched)

1.	0.49.....Bob Ehrke.....	1954
2.	1.29.....Bob Ehrke.....	1952
3.	1.31.....Bret Barnett.....	2019
4.	1.34.....Charles Risse.....	1960
5.	1.45.....Trevor Vermeulen.....	2010
6.	1.67.....Brett Mogen.....	2019
7.	1.85.....Wade Adamson.....	1977
8.	1.87.....Layne Somsen.....	2013
9.	1.89.....Don Larson.....	1961
10.	1.89.....Craig O'Hearn.....	1975

CAREER

(minimum 90 innings)

1.	2.09.....Bob Ehrke.....	1954-56
2.	2.33.....Don Jorgenson.....	1954-56
3.	2.50.....Trevor Vermeulen.....	2008-11
4.	2.52.....Bernie Van Essen.....	1964-66
5.	2.73.....Steve Mousel.....	1971-74
6.	2.80.....Charles Risse.....	1959-60
7.	2.80.....Don Frank.....	1957-59
8.	2.90.....Jim Langer.....	1969-70
9.	2.92.....Wade Adamson.....	1976-78
10.	3.05.....Howie Rice.....	1958-60

SAVES

SEASON

1.	13.....J.D. Moore.....	2013
2.	10.....Trevor Vermeulen.....	2010/11
	10.....Chris Halbur.....	2017
5.	9.....Gary Olechoski.....	2006
9.	9.....Jacob Kougl.....	2007
7.	8.....J.D. Moore.....	2014
8.	7.....Kirby Morsching.....	2008
	7.....Bret Barnett.....	2019
10.	6.....Chad Coley.....	1991
	6.....J.D. Moore.....	2015

CAREER

1.	32.....J.D. Moore.....	2012-15
2.	23.....Trevor Vermeulen.....	2008-11
3.	14.....Gary Olechoski.....	2003-06
4.	12.....Chris Halbur.....	2016-17
5.	11.....Bruce Mogen.....	1983-86
	11.....Bret Barnett.....	2018-present
7.	10.....Chad Coley.....	1990-93
8.	9.....Ryan Sauter.....	2000-03
	9.....Jacob Kougl.....	2007
10.	8.....Brandon Groebner.....	1994-97
	8.....Kirby Morsching.....	2006-09

COMPLETE GAMES

SEASON

1.	9.....Bob Reeves.....	1987
	9.....Trevor Schulte.....	1994
3.	8.....Jon Maras.....	1990
4.	7.....Brian Price.....	1988
	7.....Pete Torgerson.....	1989
	7.....Greg Kallevig.....	1984
	7.....Chad Danielson.....	1996
	7.....Greg Kallevig.....	1985
	7.....Jeff Wolfswinkle.....	1982
	7.....Dane Kallevig.....	1988

CAREER

1.	20.....Bob Reeves.....	1984-87
2.	19.....Greg Kallevig.....	1983-85
3.	18.....Tim Buterbaugh.....	1998-2000
4.	17.....Trevor Schulte.....	1991-94
5.	16.....Dane Kallevig.....	1987-89
6.	15.....Jon Maras.....	1989-92
7.	14.....Tom Mousel.....	1999-2002
8.	13.....Billy McMacken.....	1987-90
9.	12.....Ed Maras.....	1964-66
10.	11.....Chad Danielson.....	1995-96

WINNING PERCENTAGE

SEASON

(minimum seven decisions)

1.	.971 (11-1).....Trevor Schulte.....	1994
2.	.900 (10-1).....Trevor Vermeulen.....	2010
3.	.889 (8-1).....Mark Hofer.....	1984
	.889 (8-1).....Chad Coley.....	1993
5.	.875 (7-1).....Rob Hirschhoff.....	2001
	.875 (7-1).....Pete Torgerson.....	1989
	.875 (7-1).....Blake Treinen.....	2010
	.875 (7-1).....Kolton Emery.....	2011
9.	.857 (6-1).....Paul Sanow.....	1999
	.857 (6-1).....Nic McCay.....	2019

CAREER

(minimum 10 wins)

1.	.839 (26-5).....Trevor Schulte.....	1991-94
2.	.824 (14-3).....John Semar.....	1993-94
3.	.800 (12-3).....Bernie Van Essen.....	1964-66
4.	.778 (14-4).....Blake Treinen.....	2010-11
5.	.739 (17-6).....Mark Hofer.....	1981-84
6.	.722 (13-5).....Bob Reeves.....	1984-86
7.	.706 (12-5).....Charles Risse.....	1958-60
8.	.700 (21-9).....Chad Coley.....	1990-93
9.	.696 (16-7).....Terry VanEngelenhoven.....	1991-94
10.	.680 (17-8).....Rob Hirschhoff.....	1999-2002

STRIKEOUTS PER 9 INNINGS

SEASON

(minimum 30 innings pitched)

1.	13.09.....Brady Stover.....	2018
2.	12.86.....Bob Ehrke.....	1953
3.	12.32.....Bret Barnett.....	2019
4.	11.40.....Pete Torgerson.....	1989
5.	10.80.....Dick Barnes.....	1965
	10.80.....J.D. Moore.....	2013
7.	10.76.....Andrew Clemen.....	2015
8.	10.65.....Howie Rice.....	1958
9.	10.55.....Trevor Schulte.....	1994
10.	10.51.....Bernie Van Essen.....	1965

CAREER

(minimum 60 innings pitched)

1.	11.49.....Bret Barnett.....	2018-present
2.	11.40.....Pete Torgerson.....	1989
3.	10.22.....Brady Stover.....	2017-20
4.	9.99.....Dick Barnes.....	1964-66
5.	9.70.....Bob Ehrke.....	1952-54
6.	9.38.....Blake Treinen.....	2010-11
7.	9.32.....Trevor Schulte.....	1991-94
8.	9.28.....Jim Langer.....	1969-70
9.	9.19.....Ron Hofmeister.....	1965-67
10.	8.85.....Tyler Olmstead.....	2017-present

GAMES STARTED

SEASON

1.	16.....Francisco Torres.....	2005
	16.....Brady Moxham.....	2018
3.	15.....Caleb Thielbar.....	2007
	15.....Matt Bowman.....	2007
	15.....Adam Bray.....	2014
	15.....Andrew Clemen.....	2016
	15.....Ryan Froom.....	2019
7.	14.....Several players, including: Nic McCay.....	2019
	Tyler Olmstead.....	2019

CAREER

1.	51.....Adam Bray.....	2012-15
2.	49.....Ryan Froom.....	2014-19
3.	48.....Stephen Bougher.....	2010-13
4.	44.....Caleb Thielbar.....	2006-09
5.	39.....Billy McMacken.....	1987-90
6.	38.....Layne Somsen.....	2009-13
7.	34.....Kolton Emery.....	2011-14
8.	33.....Trevor Schulte.....	1991-94
	33.....Tom Mousel.....	1999-2002
10.	29.....Matt Magers.....	1995-97
	29.....Bob Reeves.....	1984-87
	29.....Jon Maras.....	1989-92
	29.....Dane Kallevig.....	1987-89



TREVER VERMEULEN led the team in saves three times from 2009-11, finishing with a then-school-record 23 career saves. He also set the single-season mark (since broken) with 10 saves in both 2010 and 2011.